

PHIL 2020 ALG

Tips about finding your way in the
course materials

Affordable Learning Georgia

- Textbook Transformation grants
- Program to decrease or eliminate the high costs of textbooks in Core classes
- [http://www.affordablelearninggeorgia.org/about/textbook transformation grants](http://www.affordablelearninggeorgia.org/about/textbook-transformation-grants)

Remember that there are two ways to access the course material:

1) Links in the Syllabus

1/15 R

Unit 1 Critical Thinking and Philosophy

In Unit 1, we will learn about the concept of Critical Thinking and practice applying it to evaluate:

Objective:

Use the tools and concepts of logic and critical thinking to evaluate and criticize arguments.

Readings and Multimedia

Our reading on Critical Thinking is:

<http://philosophy.hku.hk/think/critical/intro.php> Creative Commons NonCommercial Share ar

Please note that by Saturday, 1/17 at 11:59pm, you should have completed your first D
how the Blazeview course works.

1/20 T

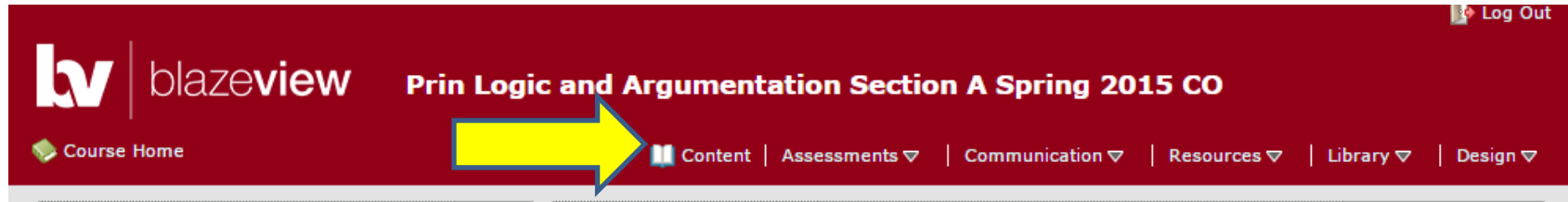
Continuing the Concepts of Critical Thinking

Our video on Critical Thinking is:

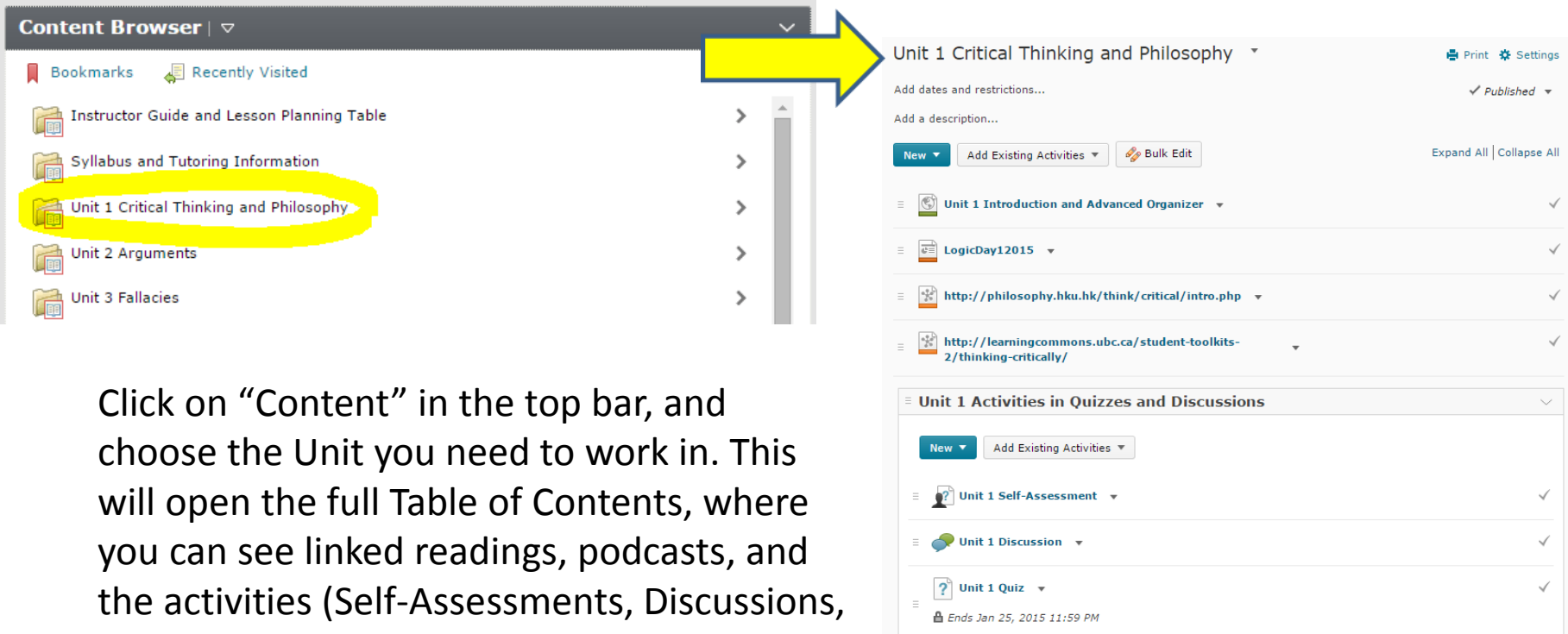
<http://learningcommons.ubc.ca/student-toolkits-2/thinking-critically/> Creative Commons Ope

Just click
on the
purple
links...

2) Links inside the Blazeview Content



The image shows the top navigation bar of a Blazeview course. The course title is "Prin Logic and Argumentation Section A Spring 2015 CO". The navigation menu includes "Course Home", "Content", "Assessments", "Communication", "Resources", "Library", and "Design". A yellow arrow points to the "Content" link.

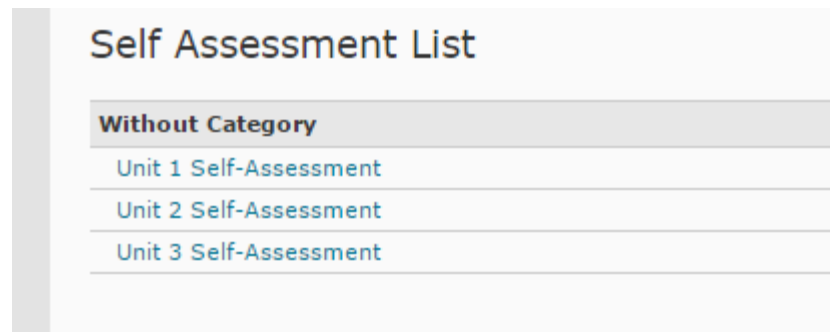


The image shows the "Content Browser" interface. On the left, a list of content items is shown, with "Unit 1 Critical Thinking and Philosophy" highlighted in yellow. A yellow arrow points from this item to the right-hand panel. The right-hand panel displays the content for "Unit 1 Critical Thinking and Philosophy", including a list of activities: "Unit 1 Introduction and Advanced Organizer", "LogicDay12015", "http://philosophy.hku.hk/think/critical/intro.php", and "http://learningcommons.ubc.ca/student-toolkits-2/thinking-critically/". Below this, there is a section for "Unit 1 Activities in Quizzes and Discussions" with items like "Unit 1 Self-Assessment", "Unit 1 Discussion", and "Unit 1 Quiz".

Click on “Content” in the top bar, and choose the Unit you need to work in. This will open the full Table of Contents, where you can see linked readings, podcasts, and the activities (Self-Assessments, Discussions, and Quizzes).

Self Assessments

- Practice quiz-style questions in each unit
- Hints are given
- Grades are never kept
- You can retake them to practice and review
- You can find them through Content, or Assessments

A screenshot of a web interface titled "Self Assessment List". The title is in a dark blue font. Below the title is a grey header bar with the text "Without Category" in bold. Underneath the header bar, there are three rows, each containing a blue link: "Unit 1 Self-Assessment", "Unit 2 Self-Assessment", and "Unit 3 Self-Assessment". Each row is separated by a thin horizontal line.

Without Category
Unit 1 Self-Assessment
Unit 2 Self-Assessment
Unit 3 Self-Assessment

Discussions

- Discussions for you to post your own response, and then reply to some of your fellow students
- Usually these are specific situations or examples of the concepts we covered in the Unit
- You can find them through Content, or Communication

Unit 1 ▾

▾ Hide Topics for Unit 1

Topic	Threads	Posts
Unit 1 Discussion ▾ Answer all three questions below, then come back to the discussion and reply to at least two of your fellow students. Keep the discussion going! Unit 1 Discussions: 1. Consider the issue of personal influences and social conventions. Discuss both of the following: a) who would you say has influenced your beliefs more, family or friends? Why? b) How does this relate to the issue of social conventions? How conventional are your own beliefs? 2. Discuss an example of a decision you made using critical thinking. How did you address the issues of opinion and bias in making the decision? 3. Dry-Sense-Of-Humor, Witty, Biting, Insults After studying the definitions for critical thinking, inferences, and implications in Unit 1, see if you can use these concepts to explain an example of dry, witty put downs. For one of the examples below, your choice, give 1) what implication the person making the dry comment is making, and 2) explain what thought process you used to understand the insult, and 3) what you might infer about the person being insulted from the quote. For example: At a social gathering, James McNeill Whistler (the artist who painted his mother	0	0

Quizzes

- Questions will be similar to the Self-Assessments, but not exactly the same
- Only one opportunity to take them
- Timed once you click on them, usually 60 minutes
- You can find them linked in Content or under Assessments

Quiz List

[? Help](#)

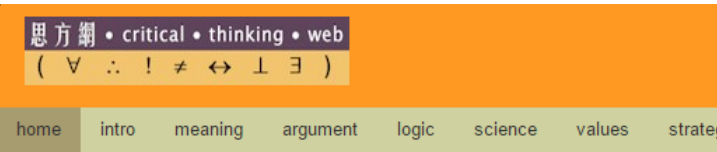
Current Quizzes	Attempts
Unit 1 Quiz ▾ Ends Jan 25, 2015 11:59 PM	0 / 1
Unit 2 Quiz ▾ Ends Feb 11, 2015 11:59 PM	0 / 1
Midterm Exam (Unit 3 Quiz) ▾ Ends Feb 25, 2015 11:59 PM	0 / 1

Midterm and Final

- Think of these as expanded Quizzes in certain Units as marked on the Syllabus
- You can find them under Content in those Units, or under Assessments>Quizzes

How to click through items linked in each unit:

- Some items will be webpages under Creative Commons license:



Thinking skills



There are two basic thinking skills - critical and creative thinking. Critical and rationally. Creativity is a matter of coming up with new and useful p solving problems and discovering new knowledge.

Module on Critical thinking

- [\[C01\] What is critical thinking?](#)
- [\[C02\] Importance](#)
- [\[C03\] Other definitions](#)
- [\[C04\] How to improve](#)
- [\[C05\] Teaching critical thinking](#)
- [\[C06\] Assessment tests](#)

Module on Creativity

- [\[R01\] Three basic principles](#)
- [\[R02\] The creativity cycle](#)
- [\[R03\] Creative heuristics](#)
- [\[R04\] Quotes](#)

In a page like this one from Unit 1, be sure to click on each blue line. Those blue underlined links will open up the pages of content.



Podcasts

- Some items in the course will be podcasts (like Youtube videos)
- Be sure to play them and listen carefully and take notes



Take notes on:

- Definitions
 - May be “what it is” and “what it is not”
- Lists
- Comparisons between two different items
- Examples that illustrate definitions

From video:

From reading:

Critical thinking is the ability to think clearly and rationally. It includes the ability to engage in reflective and independent thinking. Someone with critical thinking skills is able to do the following :

- understand the logical connections between ideas
- identify, construct and evaluate arguments
- detect inconsistencies and common mistakes in reasoning
- solve problems systematically
- identify the relevance and importance of ideas
- reflect on the justification of one's own beliefs and values

Critical thinking is not a matter of accumulating information. A person with a good memory and who knows a

Critical Thinking

What's in it for you:

- Develop a balanced argument
- Express yourself clearly
- Read for important info