


2005 GULF SOUTH CONFERENCE BASEBALL MEDIA GUIDE



CBU



www.gulfsouthconference.org

THE
OFFICIAL
BALL



*Diamond[®] is committed to producing the best
baseball and softball equipment on the market.*

*Built with the finest raw materials and designed for
consistency and durability, Diamond[®] equipment
is performance proven... America's Choice.[™]*

**SOLD THROUGH FINE TEAM SPORTING GOODS
STORES NATIONWIDE. FOR MORE INFORMATION,
CALL 800-366-2999.**

2005 GSC BASEBALL MEDIA GUIDE

Table of Contents



Contact Information

MAILING ADDRESS

Gulf South Conference
2101 Providence Park, Suite 200
Birmingham, AL 35242

PHONE NUMBER

(205) 991-9880

FAX NUMBER

(205) 437-0505

GSC WEBSITE

<http://www.gulfsouthconference.org>

GSC Staff

COMMISSIONER

Nathan N. Salant, Esq.
E-mail: gulfsout@ix.netcom.com

PRESIDENT

Dr. Robert McChesney
University of Montevallo
E-mail: booth@um.montevallo.edu

SPORTS INFORMATION DIRECTOR

Michael Anderson
E-mail: gscsid@mindspring.com

ASST. SPORTS INFORMATION DIRECTOR

Tim Andrzejewski
E-mail: gscassistantsid@mindspring.com

SPORTS INFORMATION INTERN

John Weaver
E-mail: gsc@highspd.net

Member Schools

University of Alabama in Huntsville (UAH)
University of Arkansas at Monticello (UAM)
Arkansas Tech University (ATU)
University of Central Arkansas (UCA)
Christian Brothers University (CBU)
Delta State University (DSU)
Harding University (HU)
Henderson State University (HSU)
Lincoln Memorial University (LMU)
University of Montevallo (UM)
University of North Alabama (UNA)
Ouachita Baptist University (OBU)
Southern Arkansas University (SAU)
Valdosta State University (VSU)
The University of West Alabama (UWA)
University of West Florida (UWF)
State University of West Georgia (UWG)

*Baseball-playing schools in **BOLD**.

HISTORY OF THE GULF SOUTH CONFERENCE	3
GSC BASEBALL PREVIEW	4-7
2005 Pre-Season Coaches' Poll	4
2005 Pre-Season All-GSC	5
2005 Top Newcomers	6
GSC in the National Publications	7
GSC BASEBALL CONTACTS	8
GSC TEAM PREVIEWS	
East Division	9-16
University of Alabama in Huntsville	9
Lincoln Memorial University	10
University of Montevallo	11
University of North Alabama	12
Valdosta State University	13
The University of West Alabama	14
University of West Florida	15
University of West Georgia	16
West Division	17-59
University of Arkansas at Monticello	17
Arkansas Tech University	18
University of Central Arkansas	19
Christian Brothers University	20
Delta State University	21
Harding University	22
Henderson State University	23
Ouachita Baptist University	24
Southern Arkansas University	25
GSC BASEBALL YEAR IN REVIEW	26-31
2004 GSC Final Standings	26
2004 GSC Tournament and All-Tournament Team	26
GSC in the 2004 NCAA Tournament & GSC All-America Honors	26
2004 All-GSC Team	27
2004 GSC All-Academic Team	27
2004 GSC Players and Pitchers of the Week	27
2004 GSC Final Statistics	28-31
Batting and Fielding	28-29
Pitching	30-31
GSC BASEBALL HISTORY	32-51
GSC Annual Standings	32-35
Inside the GSC Tournament	36-38
Results	36-37
Tournament Champions and Standings	38
GSC in the NCAA Division II Tournament	39-42
Standings and Appearances	39
Results	40-42
All-Time All-GSC Teams	43-49
GSC All-Academic Teams	50
GSC National Awards	51
GSC BASEBALL RECORDS	52-60
Team Records	52-55
Individual Records	55-60
Coaching Records	60
2005 GSC BASEBALL COMPOSITE SCHEDULE	61-65

Credits

The 2005 Gulf South Conference Baseball Media Guide is published by the Gulf South Conference Office, Nathan N. Salant, Esq., Commissioner.

The guide was written and designed by Sports Information Director Michael Anderson, with the assistance of the GSC Sports Information Intern John Weaver. Printed by Pete's Print and Copy Center, Birmingham, AL.

HISTORY OF THE GULF SOUTH CONFERENCE

The **GULF SOUTH CONFERENCE (GSC)** continues its 35th year of excellence, extending a tradition of growth and success that has brought it distinction as one of the elite NCAA Division II conferences. Thanks to its 17 universities in six southeastern states, the GSC is the largest playing Conference in Division II.

GSC members feature comprehensive athletic programs that compete for 14 official conference championships: football, men's and women's cross country, men's and women's soccer, women's volleyball, men's and women's basketball, baseball, softball, men's and women's tennis and men's and women's golf.

We take pride in our 39 National Team Championships in 12 sports and the emphasis on academic success by our coaches and student-athletes. The Conference added its latest National Title when Valdosta State captured the 2004 NCAA Football Crown. The 2003-04 season was a banner campaign for the GSC, which claimed its first-ever National Championship in Women's Volleyball (North Alabama) and Men's Tennis (West Florida). Delta State capped it off by winning its first-ever national crown in baseball, the fifth time a GSC school has captured the Title.

Originally known as the Mid-South Conference, the GSC was formed by six universities in the summer of 1970: Delta State, Florence State (now North Alabama), Jacksonville State, Livingston (now West Alabama), Tennessee-Martin and Troy State. Scheduling problems for the 1970-71 academic year limited the league to football, won by Jacksonville State.

In 1971, the league changed its name to the GULF SOUTH CONFERENCE, added Southeastern Louisiana (SELA) and Nicholls State (increasing the membership to eight), opened an office in Hammond, LA, and began championships in all men's sports. The following year, Mississippi College and Northwestern Louisiana (NWLA, now Northwestern State) were admitted. NELA withdrew to go Division I two years later, followed by SELA and Nicholls State in 1979.

The conference continued with seven teams until 1981, when the presidents admitted Valdosta State. West Georgia joined in 1983. Eight years of stability ended in 1991 when Tennessee-Martin and Troy State went Division I, briefly dropping the GSC back to seven members, before the beginning of an expansion resulting in ten new members: Lincoln Memorial (1992-93); Alabama-Huntsville, Henderson State, Central Arkansas and Mississippi University for Women (1993-94); West Florida (1994-95); and Arkansas-Monticello, Arkansas Tech, Montevallo and Southern Arkansas (1995-96). Jacksonville State went Division I at the end of 1992-93. Mississippi College dropped to Division III at the end of 1995-96, and was replaced by Christian Brothers to keep the Conference at 16 schools. In July 2000, the GSC welcomed Harding University and Ouachita Baptist University, making it the largest NCAA conference *at any level* with 18 schools. The Conference membership decreased to 17 when MUW dropped its athletics program at the end of the 2002-03 season.

Former Commissioner Jim McCullough moved the GSC office to its present Birmingham location. The current Commissioner, Nathan (Nate) N. Salant, has been in office since October 1992. He is assisted by Sports Information Director Michael Anderson, Assistant Sports Information Director Tim Andrzejewski, and part-time Assistant Andrea Nguyen. The Chairman of the GSC Board of Directors is Dr. Robert McChesney (University of Montevallo). Joining him on the executive committee are past-Chair Dr. Robert Brown (Arkansas Tech) and Vice Chair Dr. Andy Westmoreland (Ouachita Baptist). The Supervisors of Officials are Bill Johnson (Football), John Caldwell (Basketball-West Division) and Mike Murphy (Basketball-East Division).

GSC National Championships 1971-2004 (39)

Baseball (5)

Delta State (2004)
Troy State (1986, 87)
Jacksonville State (1990, 91)

Men's Basketball (3)

North Alabama (1979, 91)
Jacksonville State (1985)

Women's Basketball (7)

Delta State (1975, 76, 77, 89, 90, 92)
Southeastern Louisiana (1977*)

Football (9)

Delta State (2000)
North Alabama (1993, 94, 95)
Troy State (1984, 87)
Valdosta State (2004)
West Alabama (1971)
Jacksonville State (1992)

Men's Golf (4)

Troy State (1976, 77, 84)
West Florida (2001)

Women's Golf (3)

Troy State (1984, 86, 89)

Women's Gymnastics (2)

Jacksonville State (1984, 85)

Hockey (2)

Alabama-Huntsville (1996, 98)

Women's Soccer (1)

Christian Brothers (2002)

Men's Tennis (1)

West Florida (2004)

Track (1)

Southeastern Louisiana (1975)

Women's Volleyball (1)

North Alabama (2003)

Current members in **BOLD**

*--Small College Division Champion

GSC Commissioners 1971-Present

Stan Galloway (1971-1979)
Jim McCullough (1979-1982)
Hayden Riley (1982-1984)
Ralph McFillen (1984-1987)
Sonny Moran (1987-1992)
Nate Salant (1992-Present)

GSC BASEBALL PREVIEW

DSU SELECTED GSC BASEBALL PRE-SEASON FAVORITE

Birmingham, AL— Can **Delta State University** repeat its historic 2004 baseball campaign?

The two-time defending Gulf South Conference Champion took its first step towards a repeat performance which included its second straight league crown and its first-ever NCAA National Title, when the Statesmen were tabbed Pre-Season GSC Baseball Favorite for the fifth consecutive year.

DSU secured 14 of the 17 Overall Champion votes cast by the 17 GSC coaches. If the prediction actualizes, the Statesmen would become just the second team in GSC history to win three straight league crowns (Troy State, 1980-82). DSU also made its presence felt nationally, earning the No. 1 Pre-Season ranking from the *Collegiate Baseball Newspaper* Top 40.

West Florida (two votes) and **Valdosta State** (one vote) should challenge the Green and White for the GSC Title.

DSU ONE AGAIN FAVORED IN THE WEST

The beat went on for **Delta State** in the West Division poll. DSU was an overwhelming favorite, earning 64 points behind eight first-place votes.

For the sixth season in a row, **Southern Arkansas** (No. 11 in the CBN Top 40 Poll) was chosen as the leading candidate to dethrone Delta State, capturing the remaining first-place vote en route to 56 points. Third place **Central Arkansas** (50) posted its highest finish since 1999, while **Arkansas Tech** (40) edged out **Harding** (38) for fourth place and the final Conference Tournament spot.

Only three points separated sixth and eighth place--**Arkansas-Monticello** (24), **Henderson State** (23), **Christian Brothers** (21)--followed by **Ouachita Baptist** (8).

UWF IS FIRST-EVER FAVORITE IN THE EAST

West Florida was chosen to pick up where it left off last season, earning its first-ever Pre-Season East Division favorite selection after winning the division outright for the first time ever a year ago. The Argonauts led the way with 47 points behind five first-place nods.

Valdosta State (41), No. 20 in the CBN poll, was second despite earning just one first-place nod, while No. 35 **Alabama-Huntsville** (37) came in third but garnered the remaining two first-place votes. The race for the final post-season slot should be a close one--only one point separates the next three teams. **North Alabama** (tied for No. 37) and **West Alabama** tied for fourth place via 26 points, while **West Georgia** ranked right behind them (25).

Montevallo (14) and **Lincoln Memorial** (8) round out the voting.

PRE-SEASON COACHES' POLL

EAST DIVISION

<u>SCHOOL</u>	<u>1st</u>	<u>2nd</u>	<u>3rd</u>	<u>4th</u>	<u>5th</u>	<u>6th</u>	<u>7th</u>	<u>Total</u>
West Florida	5	2	—	—	—	—	—	47
Valdosta State	1	4	2	—	—	—	—	41
Alabama-Huntsville	2	2	1	1	—	1	—	37
North Alabama	—	—	—	5	2	—	—	26
West Alabama	—	—	3	—	3	1	—	26
West Georgia	—	—	2	1	3	1	—	25
Montevallo	—	—	—	1	—	4	2	14
Lincoln Memorial	—	—	—	—	—	1	6	8

WEST DIVISION

<u>SCHOOL</u>	<u>1st</u>	<u>2nd</u>	<u>3rd</u>	<u>4th</u>	<u>5th</u>	<u>6th</u>	<u>7th</u>	<u>8th</u>	<u>Total</u>
Delta State	8	—	—	—	—	—	—	—	64
Southern Arkansas	1	6	1	—	—	—	—	—	56
Central Arkansas	—	3	4	1	—	—	—	—	50
Arkansas Tech	—	—	1	6	1	—	—	—	40
Harding	—	—	3	1	3	1	—	—	38
Arkansas-Monticello	—	—	—	—	1	6	1	—	24
Henderson State	—	—	—	1	1	2	4	—	23
Christian Brothers	—	—	—	—	3	—	4	1	21
Ouachita Baptist	—	—	—	—	—	—	—	8	8

GSC TOURNAMENT CHAMPIONS

<u>SCHOOL</u>	<u>VOTES</u>
Delta State	14
West Florida	2
Valdosta State	1

NOTE: The Head Coaches voted on this poll. Teams from the East received 7 points for a first place vote, 6 for a second place vote, 5 for third, etc. In the West, teams received 8 points for a first place vote, 7 for a second place vote, 6 for third, etc. The Head Coaches then cast one vote for the overall champion. The Head Coaches were not allowed to vote for their own squads.

2004 PRE-SEASON ALL-GSC

Thirteen 2004 First Team All-GSC standouts highlight the 2005 Pre-Season All-GSC Team consisting of all returning 2004 First and Second Team All-GSC members. Overall, **West Alabama** landed the most with four, followed by **Arkansas-Monticello**, **Central Arkansas**, **Delta State** and **West Florida** which placed three apiece. **Alabama-Huntsville**, **North Alabama** and **Valdosta State** each added two players, while **Arkansas Tech**, **Harding**, **Henderson State**, **Southern Arkansas** and **West Georgia** were also represented.

VSU shortstop Robert Morgan headlines the squad after collecting East Division Player of the Year honors a year ago. Morgan led the Conference in doubles (32) and batting average (.436) and also ranked second in hits (109) and total bases (2.92), sixth in runs scored (67) and seventh in on-base percentage (.484).

UWF outfielder Peter Antoske returns after capturing the East Division Freshman of the Year award last year. Antoske was seventh in the league and led the team in batting average (.394) while starting 41 games for the Argonauts. He also collected 63 hits, 11 doubles, six homeruns and 27 RBI. Fellow Argonaut, **starting pitcher Todd Androsko**, is a two-time First Team All-GSC honoree. Androsko ranked second in the GSC in games started (15) and was also third in strikeouts (95).

DSU shortstop Eric Patten leads the West team. Patten is a two-time First Team All-GSC honoree who placed third in runs scored (80), sixth in hits (85).

EAST DIVISION							
<u>POS</u>	<u>NAME</u>	<u>SCHOOL</u>	<u>YEAR</u>	<u>B/T</u>	<u>HT</u>	<u>WT</u>	<u>HOMETOWN</u>
*C	Jared Rolan	UWG	SR	R/R	5-10	195	Griffin, GA
2B	Mike Klug	UNA	SR	R/R	5-9	185	Manadan, ND
*2B	Brandon Boles	UWA	SR	R/R	5-9	165	Kokomo, IN
SS	Job Fugice	UNA	SR	R/R	5-10	190	Guarulhos, Brazil
*SS	Robert Morgan	VSU	SR	R/R	5-10	190	Cordele, GA
*OF	Ryan Cox	UAH	SR	R/R	5-11	190	Elkhorn, KY
*OF	John McDonald	VSU	SR	R/R	6-1	210	Sandersville, GA
OF	Dustin Roberts	UWA	JR	R/R	6-2	210	Demopolis, AL
*OF	Peter Antoske	UWF	SO	R/R	5-10	165	Olmsted Township, OH
*SP	Tyde Meadows	UAH	SR	L/L	6-1	175	Hartselle, AL
*SP	Todd Androsko	UWF	JR	R/L	5-11	175	Fort Myers, FL
SP	Bryan Lee	UWF	JR	R/R	5-10	165	Daphne, AL
RP	Lee Boyd	UWA	SR	R/R	6-0	185	Columbus, MS
*RP	Clint Chambless	UWA	SR	R/R	6-2	205	Livingston, AL

WEST DIVISION							
<u>POS</u>	<u>NAME</u>	<u>SCHOOL</u>	<u>YEAR</u>	<u>B/T</u>	<u>HT</u>	<u>WT</u>	<u>HOMETOWN</u>
C	Craig Newton	DSU	SR	L/R	5-10	175	Vicksburg, MS
C	Dustin Perry	HSU	SR	R/R	6-1	190	Andarko, AR
1B	Ryan White	ATU	SR	L/L	6-0	220	Hot Springs, AR
1B	Justin Cone	HU	SR	R/R	5-11	240	Fort Worth, TX
2B	Barrett Ward	UCA	SR	R/R	6-2	180	Des Arc, AR
2B	Clay Smith	DSU	SR	R/R	5-11	190	Mesquite, TX
*SS	Chris Dickens	UCA	SR	R/R	5-9	180	Sherwood, AR
*SS	Eric Patten	DSU	SR	R/R	5-9	175	Cedar Hill, TX
OF	Brian Post	UCA	SR	L/L	6-0	195	Duncanville, TX
*OF	Aharon Eggleston	SAU	SR	L/L	6-0	195	Las Vegas, NV
*DH	Ken Merrill	UAM	JR	R/R	5-10	200	Little Rock, AR
SP	Josh McClain	UAM	SR	L/L	6-2	185	Warren, AR
RP	Randy Schrock	UAM	SO	R/R	5-10	165	Dover, AR

NOTE: The 2005 Pre-Season All-GSC Baseball Team consists of all returning First and Second Team players from the 2004 All-GSC Team; *--2004 First Team All-GSC Players.

TOP NEWCOMERS**EAST DIVISION**

<u>POS</u>	<u>NAME</u>	<u>SCHOOL</u>	<u>HT</u>	<u>WT</u>	<u>YEAR</u>	<u>LAST SCHOOL/HOMETOWN</u>
P	Daniel Jasper	UAH	---		JR	Bevill State CC/Millington, TN
P	Brandon Wallace	UAH	---		FR	Hartselle HS/Hartselle, AL
IF	Jon Taylor	UAH	---		JR	Northwest Shoals CC/Arnold, MD
P	Mitchell Turner	LMU	6-2	190	JR	Walters State CC/Knoxville, TN
P	Seth Rademacker	LMU	6-3	186	JR	Monroe CC/Marilla, NY
SS	Hunter Pelt	LMU	5-11	170	JR	Olney Central CC/Coppell, TX
P	Rusty Mask	UM	6-1	---	JR	Central Alabama CC/Dadeville, AL
1B	Henry Barron	UM	6-3	---	JR	Beville State-Fayette CC/Daphen, AL
P	Cole Zumbro	UM	6-2	---	JR	Copiah-Lincoln CC/Franklin, LA
IF	Aaron Hauser	UNA	6-1	225	JR	John A. Logan CC/Henderson, KY
P	Brock Hunton	UNA	6-2	185	JR	Wallace Hanceville CC/Columbus, OH
OF	D.J. Stacey	UNA	5-11	195	JR	San Francisco City CC/Reno, NV
P	Brian Bass	VSU	6-2	170	JR	South Georgia JC/Valdosta, GA
P	Rob Petrucci	VSU	5-11	175	JR	Pasco-Hernando CC/Spring Hill, FL
OF	Juan Alonso	VSU	5-10	175	JR	Darton JC/Valdosta, GA
P	Matthew Creighton	UWA	6-6	200	JR	Meridian, CC/Quitman, MS
P	David Rider	UWA	6-3	195	JR	Three Rivers CC/Las Vegas, NV
C	Roberto Martinez	UWA	5-10	210	JR	Howard College/EI Paso, TX
P	Daniel Carter	UWF	6-3	190	JR	University of South Alabama/Pace, FL
OF	Brian Rodgers	UWF	6-4	185	JR	Pensacola JC/Lilburn, GA
P	Kyle Ramsey	UWF	6-4	210	FR	Osceola HS/Kissimmee, FL
OF	Laveasey Carter	UWG	5-10	165	JR	ABAC/Tifton, GA
OF	Adam Pritchard	UWG	6-2	190	JR	University of South Alabama/Griffin, GA
3B	Jim Baeumel	UWG	6-2	195	JR	Middle Georgia CC/Dublin, GA

WEST DIVISION

<u>POS</u>	<u>NAME</u>	<u>SCHOOL</u>	<u>HT</u>	<u>WT</u>	<u>YEAR</u>	<u>LAST SCHOOL/HOMETOWN</u>
SS	Cody Tornberg	UAM	---	---	JR	Brookhaven CC/
1B/DH	Cody Ellis	UAM	---	---	JR	Tyler JC/
3B	Jay Livingston	UAM	---	---	JR	Lethbridge CC/
P	Jim Tally	ATU	6-1	180	JR	East Central CC/Salttillo, MS
IF	Jantzen Black	ATU	6-0	165	FR	Greenwood HS/Hackett, AR
P	Drew Buford	ATU	5-10	200	JR	Southwestern Tennessee CC/McGehee, AR
P	Aaron Moulton	UCA	6-4	200	JR	Arkansas-Fort Smith/Benton, AR
3B	Todd Gossage	UCA	6-3	180	JR	Seward CC/Colorado Springs, CO
1B/OF	Chris Houk	UCA	6-3	200	FR	Arkansas Baptist HS/Little Rock, AR
1B/C	Blake Christian	CBU	6-1	200	JR	Northwest Mississippi CC/Fulton, MS
SS	Mark Foster	CBU	5-10	160	FR	Cordova HS/Cordova, TN
3B	Graham Harrison	CBU	5-11	170	FR	Evangelical Christian School/Cordova, TN
P	Brent Leach	DSU	6-5	205	SO	Southern Mississippi/Brandon, MS
OF	Tucker Bullard	DSU	6-1	200	JR	Mississippi Delta CC/Carrollton, MS
1B	Hunter Jordan	DSU	6-3	225	JR	Shoals CC/Montgomery, AL
P	Bret Peel	HU	6-6	175	JR	Eastfield CC/Fort Worth, TX
OF	Jon David Glenn	HU	5-10	175	FR	Madison Academy/Madison, AL
IF	Bo Whitaker	HU	6-0	185	FR	Gosnell HS/Blytheville, AR
P	Josh Jarman	HSU	---	---	SR	Southern Arkansas/Little Rock, AR
3B/P	Josh Guy	HSU	---	---	FR	Liberty-Eylau HS/Texarkana, TX
P	Thomas Bischoff	HSU	---	---	JR	University of Kansas/Santa Cruz, CA
P	Tyler Landenberger	OBU	6-2	160	JR	Colby CC/Denver, CO
OF	Mike Fehr	OBU	5-10	175	SO	University of Charleston/Cincinnati, OH
2B	Jon Andres	OBU	5-10	165	SR	Sterling College/Arnada, CO
P	Isaac Walton	SAU	---	---	JR	DesMoine Area CC/Albert Lea, MN
OF	Pat Miller	SAU	---	---	JR	Crowder College/Texarkana, TX
3B	Kolby Tucker	SAU	---	---	JR	Crowder College/Joplin, MO

WHAT'S NEW

GSC WELCOMES THREE NEW HEAD COACHES

Three new head coaches join the GSC this season.

Alabama-Huntsville welcomes a new skipper for the second time in as many years, promoting former assistant **Lowell Mooneyham**. Mooneyham has been a part of the Chargers' program since its inception in 1996, playing designated hitter in 1997-98 before serving as a student assistant until 2002.

Henderson State also promoted from within, hiring former assistant **John Harvey**. Harvey served as the Reddies' hitting coach for last two seasons while earning a Master's Degree in Sports Administration. Harvey graduated from Lyon College in 2001 where he set nine school records for the Scots.

Ouachita Baptist hired a new head coach for the first time in five years. **Scott Norwood** comes to OBU after a three-year stint at NAIA power Sterling College where he led the Warriors to three consecutive school-record seasons including post-season berths in 2003 and 2004. He earned his undergraduated degree from Oral Roberts (1988) and his Master's Degree from Indianapolis (1998).

GSC IN PRE-SEASON NATIONAL POLLS

2005 Collegiate Baseball Newspaper's Pre-Season Top 40

- | | |
|------------------------------|-------------------------------|
| 1. Delta State | 23. Franklin Pierce |
| 2. Central Missouri State | 24. Northern Kentucky |
| Florida Southern | 25. Abilene Christian |
| 4. North Florida | 26. Bryant |
| 5. Rollins | 27. Mount Olive |
| 6. Kennesaw State | 28. Wisconsin-Parkside |
| 7. Cal. State Chico | 29. Barry |
| 8. Grand Valley State | 30. Incarnate Word |
| 9. Columbus State | 31. S.E. Oklahoma |
| 10. Sonoma State | 32. Lander |
| 11. Southern Arkansas | 33. Slippery Rock |
| 12. Tampa | 34. West Virginia State |
| 13. Ashland | 35. Alabama-Huntsville |
| 14. Augusta State | 36. N.W. Missouri State |
| 15. Mesa State | 37. Quincy |
| 16. St. Mary's (TX) | North Alabama |
| 17. Shippensburg | Western Oregon |
| 18. Colorado St.-Pueblo | Mansfield |
| 19. Georgia College & State | Tusculum |
| 20. Valdosta State | Emporia State |
| 21. Kutztown | Saint Anselm |
| 22. Wayne State | |

Baseball America College Preview

- | | |
|--------------------------|-------------------------|
| Top 10 | All-America Team |
| 1. Central Missouri St. | SS-Robert Morgan, VSU |
| 2. Florida Southern | DH-Bert Pickard, DSU |
| 3. Delta State | |
| 4. North Florida | |
| 5. Grand Valley State | |
| 6. Georgia College & St. | |
| 7. Rollins | |
| 8. Kennesaw State | |
| 9. Sonoma State | |
| 10. Ashland | |

GSC BASEBALL CONTACTS

ALABAMA-HUNTSVILLE

Jamie Gilliam, Assistant SID
Office: (256) 824-2201; FAX (256) 824-6947
Home: (256) 430-5441
E-Mail: gilliaj@email.uah.edu
Internet: www.uah.edu/Athletics

LINCOLN MEMORIAL

Rusty Peace
Office: (423) 869-6236; FAX: (423) 869-6376
Home: (423) 869-5120
E-Mail: rpeace@lmunet.edu
Internet: www.athletics@lmunet.edu

MONTEVALLO

Alfred Kojima
Office: (205) 665-6606; FAX: (205) 665-6586
Home: N/A
E-Mail: kojimaa@montevallo.edu
Internet: www.montevallo.edu/athletics

NORTH ALABAMA

Jeff Hodges
Office: (256) 765-4895; FAX: (256) 765-4659
Home: (256) 766-7572
E-Mail: sportsinformation@una.edu
Internet: www2.una.edu/athletics

VALDOSTA STATE

Steve Roberts
Office: (229) 333-5890; FAX: (229) 333-5972
Home: (229) 244-6560
E-Mail: sroberts@valdosta.edu
Internet: www.valdosta.edu/athletics

WEST ALABAMA

Jason Hughes
Office: (205) 652-3596; FAX: (205) 652-3600
Home: (205) 652-4269
E-Mail: jhughes@uwa.edu
Internet: www.westal.edu/athletics

WEST FLORIDA

Jake Fish, Assistant SID
Office: (850) 424-2140; FAX: (850) 424-3342
Home: (850) 475-7085
E-Mail: tfish@uwf.edu
Internet: http://uwf.edu/athletics

WEST GEORGIA

Mitch Gray
Office: (678) 839-6542; FAX: (678) 839-6543
Home: (770) 574-9248
E-Mail: mgray@westga.edu
Internet: www.uwgbvaves.com

ARKANSAS MONTICELLO

Paul Smith
Office: (870) 460-1574; FAX: (870) 460-1174
Home: (870) 367-6961
E-Mail: smithp@uamont.edu
Internet: www.uamont.edu/~athletics/

ARKANSAS TECH

Larry Smith
Office: (479) 968-0645; FAX: (479) 964-0829
Home: (479) 967-7819
E-Mail: larry.smith@mail.atu.edu
Internet: http://ahtletics.atu.edu

CENTRAL ARKANSAS

Steve East
Office: (501) 450-5743; FAX: (501) 450-5740
Home: (501) 450-0013
E-Mail: seast@uca.edu
Internet: www.uca.edu/divisions/athletics

CHRISTIAN BROTHERS

Justin Maskus
Office: (901) 321-3378; FAX: (901) 321-3570
Home: (901) 321-3806
E-Mail: jmaskus@cbu.edu
Internet: www.gobucsgo.com

DELTA STATE

Matt Jones
Office: (662) 846-4284; FAX (662) 846-4297
Home: (662) 846-3750
E-Mail: mjones@deltastate.edu
Internet: www.deltastate.edu

HARDING

Scott Goode
Office: (501) 279-4760; FAX: (501) 279-4020
Home: (501) 268-1208
E-Mail: sgoode@harding.edu
Internet: www.harding.edu/~sports

HENDERSON STATE

Troy Mitchell
Office: (870) 230-5197; FAX (870) 230-5408
Home: (870) 366-4630
E-Mail: mitchet@hsu.edu
Internet: www.hsu.edu/dept/ath/index.html


OUACHITA BAPTIST

Chris Babb
Office: (870) 245-5186; FAX: (870) 245-5084
Home: (870) 230-1475
E-Mail: babbc@obu.edu
Internet: http://gotigers.obu.edu

SOUTHERN ARKANSAS

Houston Taylor
Office: (870) 235-4104; FAX (870) 901-7219
Home: (870) 234-6948
E-Mail: sausid@saumag.edu
Internet: www.saumag.edu/athletics/





GULF SOUTH CONFERENCE
John Weaver
Sports Information Intern
2101 Providence Park, Suite 200
Hoover, AL 35242
Office: (205) 991-9880; FAX: (205) 437-0505
Internet: www.gulfsouthconference.org



UNIVERSITY OF ALABAMA at HUNTSVILLE



Quick Facts

Location: Huntsville, AL
 Enrollment: 7,000
 President: Dr. Frank Franz
 Athletic Director: Jim Harris
 Colors: Royal Blue & White
 Nickname: Chargers
 Home Field: Joe Davis Stadium (10,000)
 Dimensions: L-345, C-405, R-330, A-375
 SID: Antoine Bell
 SID Office Phone: (256) 824-6008
 SID Home Phone: (256) 859-9034
 SID Office Fax: (256) 824-6947
 SID E-mail: bella@email.uah.edu
 Web Page: uah.edu/Athletics
 Press Box Phone: (256) 882-2568

Coaching Information

Head Coach: Lowell Mooneyham
 Alma Mater (Yr.): Alabama-Huntsville (2000)
 Record at UAH: 0-0 First Season
 Overall Record: 0-0 First Season
 Coach's Office Phone: (256) 824-2197
 Best Time to Call: Mornings
 Assistant Coaches: Blake Bone, Ryan Hall, T.J. Orr,

Team Information

2004 Overall Record: 36-17
 2004 GSC Record: 14-6(T-1st in East)
 Starters Returning/Lost: 3/6
 Lettermen Returning/Lost: 12/10

2005 Schedule

Feb. 11-12 Delta State Tournament		
Feb. 11	\$Delta State	4:00 pm
Feb. 12	\$Rockhurst	10:00 am
Feb. 12	\$Delta State	4:00 pm
Feb. 19	@ Martin Methodist	12:00 pm
Feb. 25	!North Florida	12:00 pm
Feb. 26	!Tampa	12:00 pm
Feb. 27	!Columbus State	3:00 pm
Mar. 02	Kennesaw State	4:00 pm
Mar. 05	@ Cumberland*	12:00 pm
Mar. 06	@ Cumberland	12:00 pm
Mar. 10	Indiana Tech*	2:00 pm
Mar. 12	!West Florida	2:00 pm
Mar. 15	Mars Hill	1:00 pm
Mar. 19	@ West Alabama*	4:00 pm
Mar. 20	@ West Alabama	1:00 pm
Mar. 22	Troy	6:00 pm
Mar. 25	Valdosta State*	3:00 pm
Mar. 26	Valdosta State	1:00 pm
Mar. 30	@ North Georgia*	1:00 pm
Apr. 02	Lincoln Memorial*	2:00pm
Apr. 03	Lincoln Memorial	1:00 pm
Apr. 05	@ Southern Arkansas*	1:00 pm
Apr. 06	@ Southern Arkansas*	12:00 pm
Apr. 09	@ Montevallo*	2:00pm
Apr. 10	@ Montevallo	1:00 pm
Apr. 13	@ Kennesaw State	1:00 pm
Apr. 15	West Florida	12:00 pm
Apr. 16	West Florida*	11:00 am
Apr. 19	Delta State	6:00 pm
Apr. 20	Delta State	4:00 pm
Apr. 23	@ West Georgia*	12:00 pm
Apr. 24	@ West Georgia	12:00 pm
Apr. 26	Martin Methodist	1:00 pm
Apr. 27	@ Tusculum*	1:00 pm
Apr. 29	North Alabama	2:00 pm
Apr. 30	North Alabama*	12:00 pm
May 7-11	@ +GSC Tournament	TBA

ALL TIMES CST GSC Opponents in **BOLD**
 *—Doubleheader !—@ Montgomery, AL
 +—@ Millington, TN \$—@ Delta State

2004 CHARGERS' GAME-BY-GAME RESULTS

DATE	OPPONENT	SCORE
Feb 06	!Lynn	W 12-4
Feb 07	!North Florida	W 7-5
Feb 08	!Nova Southeastern	W 7-4
Feb 20	Martin Methodist	W 2-0
Feb 20	Martin Methodist	4-7 L
Feb 23	Freed Hardeman	W 6-2
Feb 23	Freed Hardeman	W 8-7
Feb 28	%Bloomfield College	W 11-1
Feb 28	%Pfeiffer University	W 9-6
Feb 29	%@ Columbus State	W 4-3
Mar 03	@ Alabama A&M	W 20-2
Mar 06	@ #6 Delta State	0-9 L
Mar 06	\$#30 North Alabama	W 6-3
Mar 07	@ #6 Delta State	W 4-1
Mar 09	Indiana Tech	W 5-3
Mar 09	Indiana Tech	W 5-0
Mar 11	California (PA)	W 3-2
Mar 11	California (PA)	W 7-2
Mar 12	California (PA)	W 15-2
Mar 16	Cumberland (TN)	3-8 L
Mar 16	Cumberland (TN)	W 10-1
Mar 17	Cumberland (TN)	7-14 L
Mar 17	Cumberland (TN)	1-2 L
Mar 20	West Alabama	1-4 L
Mar 20	West Alabama	W 8-7
Mar 21	West Alabama	W 10-1
Mar 27	@ Valdosta State	1-7 L
Mar 27	@ Valdosta State	7-10 L
Mar 28	@ Valdosta State	W 7-2
Mar 30	@ Martin Methodist	W 10-8
Mar 30	@ Martin Methodist	W 3-1
Apr 01	Kennesaw State	4-5 L
Apr 03	@ Lincoln Memorial	W 16-1
Apr 04	@ Lincoln Memorial	W 6-5
Apr 04	@ Lincoln Memorial	W 19-8
Apr 09	Montevallo	W 9-4
Apr 10	Montevallo	W 6-3
Apr 10	Montevallo	W 14-3
Apr 14	@ Kennesaw State	W 6-5
Apr 17	@ West Florida	4-8 L
Apr 17	@ West Florida	1-4 L
Apr 18,	@ West Florida	W 5-4
Apr 21	@ #4 Delta State	2-11 L
Apr 21	@ #4 Delta State	2-3 L
Apr 24	West Georgia	W 11-8
Apr 24	West Georgia	W 7-5
Apr 29	Faulkner	W 5-3
Apr 29	Faulkner	4-8 L
May 01	@ North Alabama	W 13-5
May 01	@ North Alabama	4-6 L
May 02	@ North Alabama	W 4-2
May 06	^Central Arkansas	4-10 L
May 07	^West Alabama	4-5 L

GSC games in **BOLD**; \$—@ Delta State; %—@ Columbus State; !—@ Jacksonville, FL; ^—@ GSC Tournament (Millington, TN)



LINCOLN MEMORIAL UNIVERSITY



Quick Facts

Location: Harrogate, TN
 Enrollment: 2,442
 President: Dr. Nancy Moody
 Athletic Director: Jay Nidiffer
 Colors: Navy & Gray
 Nickname: Railsplitters
 Home Field: J. Lamar Hennon Field (1,500)
 Dimensions: L-325, A-365, C-395
 SID: Rusty Peace
 SID Office Phone: (423) 869-6236
 SID Home Phone: (423) 869-5120
 SID Office Fax: (423) 869-6376
 SID E-mail: rpeace@lmunet.edu
 Web Page: lmunet.edu/Athletics/index.htm
 Press Box Phone: N/A

Coaching Information

Head Coach: Jeff Szikszai
 Alma Mater (Yr.): Western Carolina (1998)
 Record at LMU: 17-36-1 (1 year)
 Overall Record: 17-36-1 (1 year)
 Coach's Office Phone: (423) 869-6345
 Best Time to Call: 9:00 a.m.-11:00 a.m.
 Assistant Coach: Dan Foley, Jose Martinez

Team Information

2004 Overall Record: 17-36-1
 2004 GSC Record: 5-16
 Starters Returning/Lost: 3/11
 Lettermen Returning/Lost: 7/11

2005 Schedule

Feb. 04	@ USC-Aiken	3:00 pm
Feb. 05	@ USC-Aiken	12:00 pm
Feb. 06	@ USC Aiken	12:00 pm
Feb. 09	King College	12:00 pm
Feb. 12	@ Union College-KY*	12:00 pm
Feb. 13	Union College-KY	12:00 pm
Feb. 16	@ Virginia Intermont*	11:00 am
Feb. 19	Catawba College*	11:00 am
Feb. 20	Catawba College*	12:00 pm
Feb. 26	Ohio Valley College*	11:00 am
Feb. 27	Ohio Valley College*	12:00 pm
Mar. 01	Milligan College	1:00 pm
Mar. 03	Carson-Newman*	1:00 pm
Mar. 05	University of Indianaplois*	11:00 am
Mar. 06	University of Indianaplois	12:00 pm
Mar. 09	Union-Ky*	12:00 pm
Mar. 11	Univ. of Southern Indiana*	12:00 pm
Mar. 12	Univ. of Southern Indiana*	11:00 am
Mar. 16	Tennessee Wesleyan	1:00 pm
Mar. 19	@ Valdosta State*	12:30 pm
Mar. 20	@ Valdosta State	12:00 pm
Mar. 23	Tusculum	1:00 pm
Mar. 25	West Georgia*	11:00 am
Mar. 26	West Georgia	12:00 pm
Mar. 30	@ Carson-Newman	1:00 pm
Apr. 02	@ Alabama Huntsville*	2:00 pm
Apr. 03	@ Alabama Huntsville	1:00 pm
Apr. 06	@ Tusculum	TBA
Apr. 09	North Alabama*	11:00 am
Apr. 10	North Alabama	12:00 pm
Apr. 13	@ Milligan College*	5:00 pm
Apr. 16	@ West Alabama*	4:00 pm
Apr. 17	@ West Alabama	1:00 pm
Apr. 20	@ Tennessee Wesleyan	1:00 pm
Apr. 23	@ West Florida*	2:00 pm
Apr. 24	@ West Florida	1:00 pm
Apr. 26	@ King College	1:00 pm
Apr. 30	Montevallo*	11:00 am
May 01	Montevallo	12:00 pm
May 7-11	@ +GSC Tournament	TBA

ALL TIMES CST GSC Opponents in **BOLD**
 *—Doubleheader +—@ Millington, TN

2004 RAILSPLITTERS' GAME-BY-GAME RESULTS

DATE	OPPONENT	SCORE
Feb 06	!Lynn	W 12-4
Feb 07	!North Florida	W 7-5
Feb 08	!Nova Southeastern	W 7-4
Feb 20	Martin Methodist	W 2-0
Feb 20	Martin Methodist	4-7 L
Feb 23	Freed Hardeman	W 6-2
Feb 23	Freed Hardeman	W 8-7
Feb 28	#Bloomfield College	W 11-1
Feb 28	#Pfeiffer University	W 9-6
Feb 29	#@ Columbus State	W 4-3
Mar 03	@ Alabama A&M	W 20-2
Mar 06	@ #6 Delta State	0-9 L
Mar 06	#\$30 North Alabama	W 6-3
Mar 07	@ #6 Delta State	W 4-1
Mar 09	Indiana Tech	W 5-3
Mar 09	Indiana Tech	W 5-0
Mar 11	California (PA)	W 3-2
Mar 11	California (PA)	W 7-2
Mar 12	California (PA)	W 15-2
Mar 16	Cumberland (TN)	3-8 L
Mar 16	Cumberland (TN)	W 10-1
Mar 17	Cumberland (TN)	7-14 L
Mar 17	Cumberland (TN)	1-2 L
Mar 20	West Alabama	1-4 L
Mar 20	West Alabama	W 8-7
Mar 21	West Alabama	W 10-1
Mar 27	@ Valdosta State	1-7 L
Mar 27	@ Valdosta State	7-10 L
Mar 28	@ Valdosta State	W 7-2
Mar 30	@ Martin Methodist	W 10-8
Mar 30	@ Martin Methodist	W 3-1
Apr 01	Kennesaw State	4-5 L
Apr 03	@ Lincoln Memorial	W 16-1
Apr 04	@ Lincoln Memorial	W 6-5
Apr 04	@ Lincoln Memorial	W 19-8
Apr 09	%Montevallo	W 9-4
Apr 10	%Montevallo	W 6-3
Apr 10	%Montevallo	W 14-3
Apr 14	@ Kennesaw State	W 6-5
Apr 17	@ West Florida	4-8 L
Apr 17	@ West Florida	1-4 L
Apr 18,	@ West Florida	W 5-4
Apr 21	@ #4 Delta State	2-11 L
Apr 21	@ #4 Delta State	2-3 L
Apr 24	%West Georgia	W 11-8
Apr 24	%West Georgia	W 7-5
Apr 29	Faulkner	W 5-3
Apr 29	Faulkner	4-8 L
May 01	@ North Alabama	W 13-5
May 01	@ North Alabama	4-6 L
May 02	@ North Alabama	W 4-2
May 06	+Central Arkansas	4-10 L
May 07	+West Alabama	4-5 L



UNIVERSITY OF MONTEVALLO



Quick Facts

Location: Montevallo, AL
 Enrollment: 3,200
 President: Dr. Robert McChesney
 Athletic Director: Michael Cancilla
 Colors: Purple & Gold
 Nickname: Falcons
 Home Field: Kermit A. Johnson Field (1,500)
 Dimensions: L-325, C-380, R-330
 SID: Alfred Kojima
 SID Office Phone: (205) 665-6606
 SID Home Phone: N/A
 SID Office Fax: (205) 665-6586
 SID E-mail: kojimaa@montevallo.edu
 Web Page: montevallo.edu/athletics
 Press Box Phone: (205) 665-6760

Coaching Information

Head Coach: Greg Goff
 Alma Mater (Yr.): Delta State (1994)
 Record at UM: 26-27 (1 year)
 Overall Record: 26-27 (1 year)
 Coach's Office Phone: (205) 665-6761
 Best Time to Call: Mornings
 Assistant Coach: Jeremy Browning

Team Information

2004 Overall Record: 26-27
 2004 GSC Record: 6-15 (7th in East)
 Starters Returning/Lost: 3/6
 Lettermen Returning/Lost: 6/22

2005 Schedule

Feb. 5 Concordia College*	12:00 p.m.
Feb. 9 Miles College	2:00 p.m.
Feb. 11 @Tusculum College#	3:00 p.m.
Feb. 12 @Southern Arkansas#	12:00 p.m.
Feb. 13 @Quincy#	12:00 p.m.
Feb. 13 @Northern Kentucky#	3:00 p.m.
Feb. 19 Stillman College*	1:00 p.m.
Feb. 22 @Tuskegee*	1:00 p.m.
Feb. 23 @Samford University	4:00 p.m.
Feb. 26 Kentucky Wesleyan*	12:00 p.m.
Feb. 27 Kentucky Wesleyan*	12:00 p.m.
Mar. 1 @Miles College	1:00 p.m.
Mar. 2 Columbus State	3:00 p.m.
Mar. 4 @Northeast Missouri State^	1:00 p.m.
Mar. 5 @California University-PA^	6:00 p.m.
Mar. 6 @Kutztown^	9:00 a.m.
Mar. 9 Bluefield State	2:00 p.m.
Mar. 10 Tuskegee College*	1:00 p.m.
Mar. 15 Delta State	3:00 p.m.
Mar. 16 Mars Hill	5:00 p.m.
Mar. 19 @ West Florida*	2:00 p.m.
Mar. 20 @ West Florida	1:00 p.m.
Mar. 22 @Concordia College	5:00 p.m.
Mar. 23 Kennesaw State	3:00 p.m.
Mar. 25 West Alabama*	2:00 p.m.
Mar. 26 West Alabama	1:00 p.m.
Mar. 29 @Delta State	6:30 p.m.
Mar. 30 @Delta State	2:00 p.m.
Apr. 2 @ North Alabama*	1:00 p.m.
Apr. 3 @ North Alabama	1:00 p.m.
Apr. 5 @Kennesaw State	5:00 p.m.
Apr. 6 @Stillman College*	4:30 p.m.
Apr. 9 Alabama Huntsville*	2:00 p.m.
Apr. 10 Alabama Huntsville	1:00 p.m.
Apr. 13 @Columbus State	5:00 p.m.
Apr. 16 @ West Georgia*	12:00 p.m.
Apr. 17 @ West Georgia	12:00 p.m.
Apr. 19 Ouachita Baptist	6:00 p.m.
Apr. 20 Ouachita Baptist	1:00 p.m.
Apr. 23 Valdosta State*	2:00 p.m.
Apr. 24 Valdosta State	1:00 p.m.
Apr. 30 @Lincoln Memorial*	11:00 p.m.
May. 1 @Lincoln Memorial	12:00 p.m.
May 7-11 @ +GSC Tournament	TBA

+--Millington, TN; #- (Livingston, AL and Demopolis, AL); ^ - Armstrong Atlantic Invitational (Savannah, GA); * - Doubleheader; GSC Opponents in **BOLD**

2004 FALCONS' GAME-BY-GAME RESULTS

DATE	OPPONENT	SCORE
Feb 06	Nova Southeastern	7-8 L
Feb 07	Lynn	W 17-16
Feb 08	@ North Florida	6-8 L
Feb 11	Stillman	W 10-4
Feb 14	Delta State	W 9-8
Feb 15	Delta State	3-10 L
Feb 17	@ Auburn-Montgomery	4-5 L
Feb 21	@ Carson-Newman	2-7 L
Feb 21	@ Carson-Newman	W 7-4
Feb 22	@ Tusculum College	W 9-0
Feb 22	@ Tusculum College	8-9 L
Feb 27	@ Nicholls State	2-9 L
Feb 28	@ Nicholls State	W 11-6
Mar 01	Siena Heights	W 7-6
Mar 05	California (PA)	W 8-4
Mar 05	California (PA)	W 5-2
Mar 06	California (PA)	W 5-4
Mar 06	California (PA)	W 13-5
Mar 10	Martin Methodist	W 4-3
Mar 16	@ #6 Delta State	3-13 L
Mar 17	@ #6 Delta State	14-15 L
Mar 20	West Florida	13-17 L
Mar 20	West Florida	W 11-4
Mar 21	West Florida	W 11-9
Mar 23	@ Columbus State	7-13 L
Mar 27	@ West Alabama	7-10 L
Mar 27	@ West Alabama	1-5 L
Mar 28	@ West Alabama	2-19
Mar 30	Miles	W 11-1
Mar 31	Faulkner	W 10-5
Apr 03	North Alabama	3-13 L
Apr 03	North Alabama	W 6-5
Apr 04	North Alabama	2-15 L
Apr 06	@ Miles College	W 22-10
Apr 09	@ Alabama-Huntsville	4-9 L
Apr 10	@ Alabama-Huntsville	3-6 L
Apr 10	@ Alabama-Huntsville	3-14 L
Apr 14	Concordia	W 9-2
Apr 14	Concordia	W 6-1
Apr 17	West Georgia	6-19 L
Apr 17	West Georgia	8-9 L
Apr 18	West Georgia	W 6-3
Apr 21	@ Kennesaw State	7-8 L
Apr 20	Columbus State	1-14 L
Apr 24	@ Valdosta State	5-16
Apr 24	@ Valdosta State	2-6 L
Apr 25	@ Valdosta State	4-7 L
Apr 27	Auburn-Montgomery	W 11-4
Apr 28	@ Martin Methodist	W 8-6
May 01	Lincoln Memorial	5-6 L
May 01	Lincoln Memorial	W 7-4
May 02	Lincoln Memorial	W 7-6

GSC games in **BOLD**



UNIVERSITY OF NORTH ALABAMA



Quick Facts

Location: Florence, AL
 Enrollment: 5,600
 President: Dr. William Cale
 Athletic Director: Dr. Joel Erdmann
 Colors: Purple & Gold
 Nickname: Lions
 Home Field: University Field (750)
 Dimensions: L-330, C-385, R-320, A-410
 SID: Jeff Hodges
 SID Office Phone: (256) 765-4595
 SID Home Phone: (256) 766-7572
 SID Office Fax: (256) 765-4659
 SID E-mail: sportsinformation@una.edu
 Web Page: roarilions.com
 Press Box Phone: (256) 765-5576

Coaching Information

Head Coach: Mike Lane
 Alma Mater (Yr.): Nebraska-Kearney (1974)
 Record at UNA: 770-307-11 (21 years)
 Overall Record: 770-307-11 (21 years)
 Coach's Office Phone: (256) 765-4615
 Best Time to Call: Mornings
 Assistant Coach: Mike Keehn, Erik Maas

Team Information

2004 Overall Record: 34-20-1
 2004 GSC Record: 8-11 (6th in East)
 Starters Returning/Lost: 4/5
 Lettermen Returning/Lost: 13/15

2005 Schedule

Feb. 12	Buffalo Rock/PEPSI Inv.	10:00 am
Feb. 13	Buffalo Rock/PEPSI Inv.	10:00 am
Feb. 16	@ Christian Brothers*	12:00 pm
Feb. 19	TVA Invitational	10:00 am
Feb. 20	TVA Invitational	10:00 am
Feb. 22	@ Cumberland	1:00 pm
Feb. 26	TNT Invitational	10:00 am
Feb. 27	TNT Invitational	10:00 am
Mar. 01	@ Trevecca	1:00 pm
Mar. 02	@ Martin Methodist	2:00 pm
Mar. 04	@ Central Missouri	TBA
Mar. 05	@ Central Missouri	TBA
Mar. 08	Indiana Tech*	1:00 pm
Mar. 09	Indiana Tech	2:00 pm
Mar. 11	Nebraska-Kearney	3:00 pm
Mar. 12	Nebraska-Kearney*	2:00 pm
Mar. 15	Martin Methodist	2:00 pm
Mar. 19	@ West Georgia*	12:00 pm
Mar. 20	@ West Georgia	12:00 pm
Mar. 22	@ Ouachita Baptist*	3:00 pm
Mar. 23	@ Henderson State	3:00 pm
Mar. 25	West Florida*	1:00 pm
Mar. 26	West Florida	1:00 pm
Mar. 29	Union	6:00 pm
Apr. 02	Montevallo*	1:00 pm
Apr. 03	Montevallo	1:00 pm
Apr. 05	@ Union	6:00 pm
Apr. 09	@ Lincoln Memorial*	12:00 pm
Apr. 10	@ Lincoln Memorial	12:00 pm
Apr. 12	Christian Brothers	6:00 pm
Apr. 16	@ Valdosta State*	12:00 pm
Apr. 17	@ Valdosta State	12:30 pm
Apr. 19	Cumberland	4:00 pm
Apr. 23	West Alabama*	1:00 pm
Apr. 24	West Alabama	1:00 pm
Apr. 26	Trevecca	4:00 pm
Apr. 29	@ Alabama Huntsville*	2:00 pm
Apr. 30	@ Alabama Huntsville	4:00 pm
May 7-11	@ +GSC Tournament	TBA

ALL TIMES CST GSC Opponents in **BOLD**
 *—Doubleheader +—@ Millington, TN

2004 LIONS' GAME-BY-GAME RESULTS

DATE	OPPONENT	SCORE
Feb 07	Harding	W 2-1
Feb 07	Harding	W 11-4
Feb 08	Harding	W 16-6
Feb 14	Christian Brothers	W 12-2
Feb 14	Kentucky Wesleyan	W 12-8
Feb 17	@ Union (Tenn.)	6-7 L
Feb 17	@ Union (Tenn.)	1-6 L
Feb 20	Central Arkansas	W 2-1
Feb 21	Quincy University	W 5-2
Feb 21	Central Arkansas	W 11-4
Feb 22	Quincy University	8-9 L
Feb 28	Bellarmino	W 17-1
Feb 28	Henderson State	W 13-1
Feb 29	Henderson State	W 10-6
Mar 02	@ Trevecca Nazarene	11-11 T
Mar 04	Union (Tenn.)	W 13-6
Mar 06	#3 Alabama-Huntsville	3-6 L
Mar 06	@ #6 Delta State	1-4 L
Mar 07	@ #6 Delta State	3-10 L
Mar 09	California (PA)	W 1-0
Mar 09	California (PA)	W 6-5
Mar 10	California (PA)	6-13 L
Mar 12	Hillsdale College	W 15-2
Mar 13	Hillsdale College	W 4-0
Mar 13	Hillsdale College	W 16-3
Mar 17	@ Christian Brothers	W 5-1
Mar 17	@ Christian Brothers	W 11-5
Mar 20	West Georgia	8-9 L
Mar 20	West Georgia	W 6-0
Mar 21	West Georgia	5-6 L
Mar 23	@ Ouachita Baptist	W 6-0
Mar 23	@ Ouachita Baptist	6-7 L
Mar 24	@ Henderson State	W 10-0
Mar 24	@ Henderson State	W 7-5
Mar 27	@ West Florida	W 3-1
Mar 27	@ West Florida	1-2 L
Mar 28	@ West Florida	2-6 L
Mar 30	@ Cumberland	2-5 L
Apr 03	@ Montevallo	W 13-3
Apr 03	@ Montevallo	5-6 L
Apr 04	@ Montevallo	W 15-2
Apr 06	Cumberland	W 11-8
Apr 09	Lincoln Memorial	W 13-2
Apr 09	Lincoln Memorial	3-5 L
Apr 10	Lincoln Memorial	W 11-5
Apr 15	Lambuth	W 5-1
Apr 15	Lambuth	W 7-5
Apr 17	Valdosta State	W 10-9
Apr 17	Valdosta State	5-9 L
Apr 18	Valdosta State	9-19 L
Apr 20	Trevecca Nazarene	W 15-13
Apr 24	@ West Alabama	1-7 L
May 01	Alabama-Huntsville	5-13 L
May 01	Alabama-Huntsville	W 6-4
May 02	Alabama-Huntsville	2-4 L

GSC games in **BOLD**



VALDOSTA STATE UNIVERSITY



Quick Facts

Location: Valdosta, GA
 Enrollment: 11,200
 President: Dr. Ronald M. Zaccari
 Athletic Director: Herb Reinhard
 Colors: Red & Black
 Nickname: Blazers
 Home Field: Billy Grant Field (1,000)
 Dimensions: L-330, LC-365, C-400, RC-367, R-332
 SID: Steve Roberts
 SID Office Phone: (229) 333-5903
 SID Home Phone: (229) 244-6560
 SID Office Fax: (229) 333-5972
 SID E-mail: sroberts@valdosta.edu
 Web Page: www.valdosta.edu/athletics
 Press Box Phone: (229) 245-3864

Coaching Information

Head Coach: Tommy Thomas
 Alma Mater (Yr.): Valdosta State (1962)
 Record at VSU: 1,234-733 (37 years)
 Overall Record: 1,234-733 (37 years)
 Coach's Office Phone: (912) 259-5562
 Best Time to Call: Mornings
 Assistant Coaches: Jason Brett, Shannon Jernigan

Team Information

2004 Overall Record: 33-26
 2004 GSC Record: 14-7(3rd in East)
 Starters Returning/Lost: 3/5
 Lettermen Returning/Lost: 15/9

2005 Schedule

Feb. 05	Edward Waters	1:30 pm
Feb. 08	@Nothr Florida	2:00 pm
Feb. 10	@Albany State	2:00 pm
Feb. 12	Presbyterian*	12:00 pm
Feb. 13	Presbyterian	12:30 pm
Feb. 16	Thomas	3:00 pm
Feb. 19	@ Tampa*	1:00 pm
Feb. 20	@ Eckerd	11:00 am
Feb. 22	Columbus State	3:00 pm
Feb. 23	Flagler	2:00 pm
Feb. 25	@ Florida Southern	6:00 pm
Feb. 26	@ Florida Southern	1:00 pm
Feb. 27	@ Florida Southern	12:00 pm
Mar. 01	Albany State	3:00 pm
Mar. 03	Nova Southeastern	5:00 pm
Mar. 04	Nova Southeastern	2:30 pm
Mar. 06	Dowling	2:00 pm
Mar. 08	@ Columbus State	3:00 pm
Mar. 09	Brewton-Parker	4:00 pm
Mar. 15	Brewton-Parker	4:00 pm
Mar. 16	@ Thomas	3:00 pm
Mar. 19	Lincoln Memorial*	12:00 pm
Mar. 20	Lincoln Memorial	12:30 pm
Mar. 23	Warner Southern	4:00 pm
Mar. 25	@ Alabama-Huntsville*	3:00 pm
Mar. 26	@ Alabama-Huntsville	1:00 pm
Mar. 30	@ Georgia State & College	1:00 pm
Mar. 31	@ Kennesaw State	4:00 pm
Apr. 02	@ West Alabama*	4:00 pm
Apr. 03	@ West Alabama	1:00 pm
Apr. 05	Augusta State	5:00 pm
Apr. 07	@ Edward Waters	1:00 pm
Apr. 09	West Georgia*	12:00 pm
Apr. 10	West Georgia	12:30 pm
Apr. 12	Georgia State & College	4:00 pm
Apr. 13	@ Flagler	5:00 pm
Apr. 16	North Alabama*	12:00 pm
Apr. 17	North Alabama	12:30 pm
Apr. 19	@ Armstrong Atlantic State	2:30 pm
Apr. 20	North Florida	5:00 pm
Apr. 23	@ Montevallo*	2:00 pm
Apr. 24	@ Montevallo	1:00 pm
Apr. 26	Armstrong Atlantic	4:00 pm
Apr. 30	West Florida*	4:00 pm
May 01	West Florida	12:00 pm
May 7-11	@ +GSC Tournament	TBA

ALL TIMES CST GSC Opponents in **BOLD**
 *—Doubleheader +—Millington, TN

2004 BLAZERS' GAME-BY-GAME RESULTS

DATE	OPPONENT	SCORE
Feb 04	@ St. Leo	W 6-5
Feb 07	Barry	W 4-3
Feb 07	Barry	W 7-3
Feb 08	Barry	2-8 L
Feb 13	@ Barry	1-3 L
Feb 14	@ Barry	9-10 L
Feb 18	@ Thomas	W 16-13
Feb 21	Tampa	0-4 L
Feb 22	Tampa	W 3-2
Feb 22	Tampa	0-4 L
Feb 27	Dowling	8-9 L
Feb 27	Florida Southern	W 7-1
Feb 29	Georgia College & St	1-3 L
Mar 02	Flagler	W 5-4
Mar 03	@ Columbus State	W 14-9
Mar 06	Northern Kentucky	W 5-0
Mar 06	Northern Kentucky	W 7-4
Mar 07	Northern Kentucky	3-9 L
Mar 07	Northern Kentucky	W 5-4
Mar 10	Georgia College & St	5-9 L
Mar 11	@ Albany State	W 18-16
Mar 15	Edward Waters	W 19-13
Mar 17	Thomas	W 13-3
Mar 20	@ Lincoln Memorial	W 24-5
Mar 20	@ Lincoln Memorial	W 11-10
Mar 21	@ Lincoln Memorial	5-6 L
Mar 24	Columbus State	3-8 L
Mar 27	Alabama-Huntsville	W 7-1
Mar 27	Alabama-Huntsville	W 10-7
Mar 28	Alabama-Huntsville	2-7 L
Mar 30	@ Armstrong Atlantic	4-8 L
Apr 01	@ Flagler	10-13 L
Apr 03	West Alabama	W 13-5
Apr 03	West Alabama	5-7 L
Apr 04	West Alabama	W 9-8
Apr 07	St. Leo	W 9-8
Apr 08	@ Georgia College & State	10-13 L
Apr 09	@ West Georgia	W 14-5
Apr 09	@ West Georgia	4-8 L
Apr 10	@ West Georgia	W 3-2
Apr 13	North Florida	3-9 L
Apr 17	@ North Alabama	9-10 L
Apr 17	@ North Alabama	W 9-5
Apr 18	@ North Alabama	W 19-9
Apr 20	Armstrong Atlantic	4-8 L
Apr 21	@ North Florida	9-13 L
Apr 24	Montevallo	W 16-5
Apr 24	Montevallo	W 6-2
Apr 25	Montevallo	W 7-4
Apr 27	Albany State	5-12 L
May 01	@ West Florida	2-3 L
May 01	@ West Florida	W 4-1
May 02	@ West Florida	2-16
May 06	!Southern Arkansas	2-4 L
May 07	!Arkansas Tech	W 20-2
May 07	!Central Arkansas	W 7-6
May 08	!Delta State	W 10-9
May 09	!Southern Arkansas	W 3-1
May 10	!Delta State	5-22 L

GSC games in BOLD; !—@ GSC Tournament (Millington, TN)



THE UNIVERSITY OF WEST ALABAMA



Quick Facts

Location: Livingston, AL
 Enrollment: 2,100
 President: Dr. Richard Holland
 Athletic Director: Dee Outlaw
 Colors: Red, White & Black
 Nickname: Tigers
 Home Field: Tartt Field (600)
 Dimensions: L-325, LC-375, C-395, RC-365, R-325
 SID: Jason Hughes
 SID Office Phone: (205) 652-3596
 SID Home Phone: (205) 652-4269
 SID Office Fax: (205) 652-3600
 SID E-mail: jhughes@uwa.edu
 Web Page: www.athletics.uwa.edu
 Press Box Phone: (205) 652-4792

Coaching Information

Head Coach: Gary Rundles
 Alma Mater (Yr.): Carson-Newman (1977)
 Record at UWA: 107-106 (4 years)
 Overall Record: 479-383 (17 years)
 Coach's Office Phone: (205) 652-3870
 Best Time to Call: Mornings
 Assistant Coach: Neal Holliman

Team Information

2004 Overall Record: 33-22
 2004 GSC Record: 10-9 (4th in East)
 Starters Returning/Lost: 4/6
 Lettermen Returning/Lost: 14/9

2005 Schedule

Feb. 02	Tougaloo College*	1:00 pm
Feb. 05	@ Columbus State*	12:00 pm
Feb. 06	@ Columbus State	12:00 pm
Feb. 09	Stillman College	1:00 pm
Feb. 11	!Southern Arkansas	6:00 pm
Feb. 12	!Quincy	11:00 am
Feb. 12	!Northern Kentucky	6:00 pm
Feb. 13	!Tusculum	3:00 pm
Feb. 15	Miles College	1:00 pm
Feb. 19	@ Henderson State*	12:00 pm
Feb. 20	@ Henderson State	12:00 pm
Feb. 23	Kennesaw State*	2:00 pm
Feb. 26	Mars Hill*	1:00 pm
Feb. 27	Mars Hill	1:00 pm
Mar. 02	Auburn-Montgomery	5:00 pm
Mar. 05	Delta State	4:00 pm
Mar. 06	Delta State	2:00 pm
Mar. 08	Bluefield State	6:00 pm
Mar. 12	Ouachita Baptist*	12:00 pm
Mar. 13	Ouachita Baptist	1:00 pm
Mar. 16	Arkansas-Monticello*	1:00 pm
Mar. 19	Alabama-Huntsville*	4:00 pm
Mar. 20	Alabama-Huntsville	1:00 pm
Mar. 25	@ Montevallo*	2:00 pm
Mar. 28	@ Montevallo	1:00 pm
Mar. 30	@ Stillman College	4:00 pm
Apr. 02	Valdosta State*	4:00 pm
Apr. 03	Valdosta State	1:00 pm
Apr. 06	@ William Carey	4:00 pm
Apr. 09	@ West Florida*	4:00 pm
Apr. 10	@ West Florida	1:00 pm
Apr. 16	Lincoln Memorial*	4:00 pm
Apr. 17	Lincoln Memorial	1:00 pm
Apr. 20	Concordia*	3:00 pm
Apr. 23	@ North Alabama*	1:00 pm
Apr. 24	@ North Alabama	1:00 pm
Apr. 27	@ Auburn-Montgomery	6:00 pm
Apr. 30	West Georgia*	2:00 pm
May 01	West Georgia	12:00 pm
May 7-11	@ +GSC Tournament	TBA

ALL TIMES CST GSC Opponents in **BOLD**
 !--UWA Inv. *--Doubleheader
 +--Millington, TN

2004 TIGERS' GAME-BY-GAME RESULTS

DATE	OPPONENT	SCORE
Jan 31	Southern Arkansas	W 8-6
Jan 31	Southern Arkansas	W 6-0
Feb 01	Southern Arkansas	1-2 L
Feb 07	Columbus State	6-13 L
Feb 07	Columbus State	W 5-4
Feb 08	Columbus State	W 3-2
Feb 13	Central Arkansas	2-5 L
Feb 14	@ Arkansas Tech	3-8 L
Feb 14	@ Arkansas Tech	W 9-2
Feb 15	Central Arkansas	13-15 L
Feb 18	Auburn-Montgomery	W 16-5
Feb 21	Mars Hill	W 4-2
Feb 21	Mars Hill	W 7-0
Feb 22	Mars Hill	2-8 L
Feb 27	@ #6 Delta State	3-8 L
Feb 28	@ #6 Delta State	W 10-9
Feb 28	Southeast Oklahoma	W 5-3
Mar 10	Stillman College	W 6-2
Mar 10	Stillman College	W 13-2
Mar 13	@ Ouachita Baptist	0-3 L
Mar 13	@ Ouachita Baptist	5-6 L
Mar 14	@ Ouachita Baptist	W 11-7
Mar 14	@ Ouachita Baptist	W 14-0
Mar 17	@ Arkansas-Monticello	W 6-2
Mar 17	@ Arkansas-Monticello	W 7-5
Mar 20	@ Alabama-Huntsville	W 4-1
Mar 20	@ Alabama-Huntsville	7-8 L
Mar 21	@ Alabama-Huntsville	1-10 L
Mar 24	@ Kennesaw State	W 19-6
Mar 25	Miles College	W 5-2
Mar 25	Miles College	3-7 L
Mar 27	Montevallo	W 10-7
Mar 27	Montevallo	W 5-1
Mar 28	Montevallo	W 19-2
Mar 30	Henderson State	W 9-4
Mar 31	Henderson State	W 11-8
Mar 31	Henderson State	5-8 L
Apr 03	@ Valdosta State	5-13 L
Apr 03	@ Valdosta State	W 7-5
Apr 04	@ Valdosta State	8-9 L
Apr 09	West Florida	W 8-7
Apr 09	West Florida	4-7 L
Apr 10	West Florida	4-5 L
Apr 17	@ Lincoln Memorial	W 10-9
Apr 17	@ Lincoln Memorial	W 21-10
Apr 18	@ Lincoln Memorial	5-12 L
Apr 24	North Alabama	W 7-1
Apr 27	William Carey	W 8-6
May 01	@ West Georgia	8-9 L
May 01	@ West Georgia	6-7 L
May 02	@ West Georgia	W 12-6
May 06	!Delta State	11-12 L
May 07	!Alabama-Huntsville	W 5-4
May 07	!West Florida	W 6-4
May 08	!Southern Arkansas	3-7 L

GSC games in **BOLD**; !--@ GSC Tournament (Millington, TN)



UNIVERSITY OF WEST FLORIDA



Quick Facts

Location: Pensacola, FL
 Enrollment: 8,500
 President: Dr. John Cavanaugh
 Athletic Director: Richard Berg
 Colors: Royal Blue & Kelly Green
 Nickname: Argonauts
 Home Field: UWF Sports Complex (1,000)
 Dimensions: L-320, A-370, C-390
 SID: Cara Lynn Rasmussen
 SID Office Phone: (850) 474-2428
 SID Home Phone: (850) 450-5646
 SID Office Fax: (850) 474-3342
 SID E-mail: cteague@uwf.edu
 Web Page: uwf.edu/athletics
 Press Box Phone: (850) 474-3001

Coaching Information

Head Coach: Jim Spooner
 Alma Mater (Yr.): Florida State (1970)
 Record at UWF: 655-500-1 (22 years)
 Overall Record: 840-680-1 (27 years)
 Coach's Office Phone: (850) 474-2488
 Best Time to Call: Mornings
 Assistant Coaches: Mike Jeffcoat, Andy Ashley
 Jason Lavaway

Team Information

2004 Overall Record: 29-21
 2004 GSC Record: 15-6-1 (T-1st in East)
 Starters Returning/Lost: 6/5
 Lettermen Returning/Lost: 11/15

2005 Schedule

Feb. 04	North Florida*	3:00 pm
Feb. 05	North Florida	1:00 pm
Feb. 08	Spring Hill	2:00 pm
Feb. 11	Central Arkansas	4:00 pm
Feb. 12	Central Arkansas*	1:00 pm
Feb. 13	Central Arkansas	1:00 pm
Feb. 18	Arkansas-Monticello	4:00 pm
Feb. 19	Arkansas-Monticello*	1:00 pm
Feb. 20	Arkansas-Monticello	1:00 pm
Feb. 22	William Carey	3:00 pm
Feb. 25	Harding*	3:00 pm
Feb. 26	Harding*	12:00 pm
Mar. 02	!Southern Arkansas*	1:00 pm
Mar. 05	Lyon College	3:00 pm
Mar. 06	Lyon College	2:00 pm
Mar. 08	Catawba	6:00 pm
Mar. 09	Catawba*	3:00 pm
Mar. 12	\$Alabama-Huntsville*	2:00 pm
Mar. 14	Berry College	4:00 pm
Mar. 15	Berry College	1:00 pm
Mar. 16	Miss. Valley State	7:00 pm
Mar. 17	Miss. Valley State	7:00 pm
Mar. 19	Montevallo*	2:00 pm
Mar. 20	Montevallo	1:00 pm
Mar. 22	Arkansas Tech*	3:00 pm
Mar. 23	Arkansas Tech	6:00 pm
Mar. 25	@ North Alabama*	4:00 pm
Mar. 26	@ North Alabama	1:00 pm
Mar. 29	Univ. of Mobile	1:00 pm
Apr. 02	@ West Georgia*	12:00 pm
Apr. 03	@ West Georgia	12:00 pm
Apr. 09	West Alabama*	2:00 pm
Apr. 10	West Alabama	2:00 pm
Apr. 15	@ Alabama-Huntsville*	11:00 pm
Apr. 16	@ Alabama-Huntsville	6:00 pm
Apr. 23	Lincoln Memorial*	1:00 pm
Apr. 24	Lincoln Memorial	12:00 pm
Apr. 30	@ Valdosta State*	12:00 pm
May 01	@ Valdosta State	12:30 pm
May 7-11	@ +GSC Tournament	TBA

ALL TIMES CST GSC Opponents in **BOLD**
 *—Doubleheader !—Meridian, MS
 \$—Montgomery, AL +—Millington, TN

2004 ARGONAUTS' GAME-BY-GAME RESULTS

DATE	OPPONENT	SCORE
Jan 31	#17 Georgia College	6-7 L
Jan 31	#17 Georgia College	W 5-4
Feb 01	Georgia College & St	5-11 L
Feb 07	#7 Delta State	1-5 L
Feb 07	#7 Delta State	3-16 L
Feb.08	#7 Delta State	W 2-1
Feb 13	Saint Leo	12-13 L
Feb 14	@ Rollins	0-13 L
Feb 15	Carson-Newman	5-7 L
Feb 20	Southern Arkansas	1-4 L
Feb 21	Southern Arkansas	W 6-5
Feb 21	Southern Arkansas	W 7-2
Feb 27	Harding	W 7-0
Feb 27	Harding	1-3 L
Feb 28	Harding	W 3-1
Mar 05	Quincy	4-10 L
Mar 06	Quincy	7-10 L
Mar 06	Quincy	0-8 L
Mar 07	Quincy	W 4-2
Mar 07	Quincy	W 7-6
Mar 08	Quincy	W 11-6
Mar 09	Christian Brothers	5-7 L
Mar 10	Christian Brothers	W 9-0
Mar 16	Arkansas Tech	W 12-5
Mar 16	Arkansas Tech	W 8-6
Mar 17	Arkansas Tech	W 12-1
Mar 20	@ Montevallo	W 17-13
Mar 20	@ Montevallo	4-11 L
Mar 21	@ Montevallo	9-11 L
Mar 27	North Alabama	1-3 L
Mar 27	North Alabama	W 2-1
Mar 28	North Alabama	W 6-2
Apr 03	West Georgia	W 4-3
Apr 03	West Georgia	W 5-2
Apr 04	West Georgia	W 10-6
Apr 09	@ West Alabama	7-8 L
Apr 09	@ West Alabama	W 7-4
Apr 10	@ West Alabama	W 5-4
Apr 17	Alabama-Huntsville	W 8-4
Apr 17	Alabama-Huntsville	W 4-1
Apr 18	Alabama-Huntsville	4-5 L
Apr 24	@ Lincoln Memorial	W 14-3
Apr 24	@ Lincoln Memorial	W 9-1
Apr 25	@ Lincoln Memorial	W 11-4
May 01	Valdosta State	W 3-2
May 01	Valdosta State	1-4 L
May 02	Valdosta State	W 16-2
May 06	!Arkansas Tech	W 9-4
May 07	!Southern Arkansas	4-8 L
May 07	!West Alabama	4-6 L

GSC games in **BOLD**; !--@ GSC Tournament (Millington, TN)

Quick Facts

Location: Carrollton, GA
 Enrollment: 10,255
 President: Dr. Beheruz N. Sethna
 Athletic Director: Ed Murphy
 Colors: Blue & Red
 Nickname: Braves
 Home Field: Cole Field (750)
 Dimensions: L-320, A-375, C-400
 SID: Mitch Gray
 SID Office Phone: (678) 839-6542
 SID Home Phone: (678) 574-9248
 SID Office Fax: (678) 839-6543
 SID E-mail: mgray@westga.edu
 Web Page: uwgbraves.com
 Press Box Phone: (678) 836-6537

Coaching Information

Head Coach: David "Doc" Fowlkes
 Alma Mater (Yr.): West Georgia (1983)
 Record at UWG: 457-252 (14 years)
 Overall Record: 457-252 (14 years)
 Coach's Office Phone: (678) 839-6537
 Best Time to Call: Mornings
 Assistant Coach: Jeremy Kemp
 Student Assistant Chris Meadows, Jason Ledbetter

Team Information

2004 Overall Record: 33-16
 2004 GSC Record: 9-11 (5th in East)
 Starters Returning/Lost: 2/7
 Lettermen Returning/Lost: 6/15

2005 Schedule

Feb. 02	Shorter*	1:00 pm
Feb. 05	Bellarmine*	12:00 pm
Feb. 06	Bellarmine	12:00 pm
Feb. 08	Tennessee Temple*	12:00 pm
Feb. 09	Georgia College & State	1:00 pm
Feb. 12	Clark Atlanta*	12:00 pm
Feb. 13	Clark Atlanta	12:00 pm
Feb. 16	@ Columbus State	3:00 pm
Feb. 17	Reinhardt	2:00 pm
Feb. 19	Tuskegee	12:00 pm
Feb. 22	Southern Polytechnic	2:00 pm
Feb. 25	@ Georgia College & State	1:00 pm
Feb. 26	Northern Kentucky	11:00 am
Feb. 26	Georgia College & State	1:30 pm
Feb. 27	Northern Kentucky*	12:00 pm
Mar. 03	Minnesota State*	1:00 pm
Mar. 04	Minnesota State	12:00 pm
Mar. 05	Southern Indiana*	12:00 pm
Mar. 06	Southern Indiana	12:00 pm
Mar. 09	Columbus State	3:00 pm
Mar. 10	Adelphi	12:00 pm
Mar. 11	Adelphi	12:00 pm
Mar. 12	Adelphi	12:00 pm
Mar. 14	@ Shorter	12:00 pm
Mar. 19	North Alabama*	12:00 pm
Mar. 20	North Alabama	12:00 pm
Mar. 25	@ Lincoln Memorial*	12:00 pm
Mar. 26	@ Lincoln Memorial	12:00 pm
Mar. 30	@ Columbus State	3:00 pm
Apr. 02	West Florida*	12:00 pm
Apr. 03	West Florida	12:00 pm
Apr. 09	@ Valdosta State*	12:00 pm
Apr. 10	@ Valdosta State	12:30 pm
Apr. 12	Kennesaw State	3:00 pm
Apr. 16	Montevallo*	12:00 pm
Apr. 17	Montevallo	12:00 pm
Apr. 20	@ Kennesaw State	3:00 pm
Apr. 21	Columbus State	3:00 pm
Apr. 23	Alabama-Huntsville*	12:00 pm
Apr. 24	Alabama-Huntsville	12:00 pm
Apr. 27	Columbus State	3:00 pm
Apr. 30	@ West Alabama*	4:00 pm
May 01	@ West Alabama	1:00 pm
May 7-11	@ +GSC Tournament	TBA

ALL TIMES CST GSC Opponents in **BOLD**
 *—Doubleheader +--Millington, TN

2004 BRAVES' GAME-BY-GAME RESULTS

DATE	OPPONENT	SCORE
Feb 04	@ Shorter	W 10-5
Feb 04	@ Shorter	W 8-1
Feb 07	Bellarmine	W 7-6
Feb 08	Bellarmine	W 4-3
Feb 08	Bellarmine	7-11 L
Feb 11	@ Southern Polytechnic	W 6-5
Feb 13	King	W 6-1
Feb 13	King	W 10-1
Feb 18	Georgia College & St	0-1 L
Feb 21	Clark-Atlanta	W 11-0
Feb 21	Clark-Atlanta	W 12-0
Feb 22	@ Clark-Atlanta	W 25-0
Feb 27	Minnesota State	W 9-0
Feb 28	Minnesota State	W 4-3
Feb 28	Minnesota State	W 7-4
Mar 06	Southern Indiana	W 6-4
Mar 06	Southern Indiana	W 8-3
Mar 07	Southern Indiana	W 4-3
Mar 09	Shorter	W 11-2
Mar 09	Shorter	2-11 L
Mar 10	@ Columbus State	W 5-0
Mar 11	Clark-Atlanta	W 14-0
Mar 12	@ Tennessee Temple	W 10-0
Mar 12	@ Tennessee Temple	W 23-7
Mar 16	@ Auburn-Montgomery	W 8-2
Mar 20	@ North Alabama	W 9-8
Mar 20	@ North Alabama	0-6 L
Mar 21	@ North Alabama	W 6-5
Mar 22	Auburn-Montgomery	2-7 L
Mar 27	Lincoln Memorial	W 15-4
Mar 27	Lincoln Memorial	W 2-1
Mar 28	Lincoln Memorial	2-6 L
Mar 30	@ GA College & State	W 4-3
Apr 03	@ West Florida	3-4 L
Apr 03	@ West Florida	2-5 L
Apr 04	@ West Florida	6-10 L
Apr 06	@ Berry	W 16-5
Apr 09	Valdosta State	5-14 L
Apr 09	Valdosta State	W 8-4
Apr 10	Valdosta State	2-3 L
Apr 17	@ Montevallo	W 19-6
Apr 17	@ Montevallo	W 9-8
Apr 18	@ Montevallo	3-6 L
Apr 21	Columbus State	5-13 L
Apr 24	@ Alabama Huntsville	8-11 L
Apr 24	@ Alabama Huntsville	5-7 L
May 01	West Alabama	W 9-8
May 01	West Alabama	W 7-6
May 02	West Alabama	6-12 L

GSC games in **BOLD**



UNIVERSITY OF ARKANSAS AT MONTICELLO



Quick Facts

Location: Monticello, AR
 Enrollment: 2,875
 Chancellor: Jack Lassiter
 Athletic Director: Alvy Early
 Colors: Kelly Green & White
 Nickname: Boll Weevils
 Home Field: Weevil Field (500)
 Dimensions: L-361, LC-378, C-400, RC-360, R-308
 SID: Paul Smith
 SID Office Phone: (870) 460-1574
 SID Office Fax: (870) 460-1174
 SID E-mail: smithp@uamont.edu
 Web Page: uamont.edu/athletics
 Press Box Phone: (870) 460-1857

Coaching Information

Head Coach: Kevin Downing
 Alma Mater (Yr.): Henderson State (1994)
 Record at UAM: 71-76 (4 years)
 Overall Record: 71-76 (4 years)
 Coach's Office Phone: (870) 460-1058
 Best Time to Call: Early Morning
 Assistant Coaches Lance Downing, Bob Palmertree

Team Information

2004 Overall Record: 26-24
 2004 GSC Record: 6-15(8th in West)
 Starters Returning/Lost: 3/9
 Lettermen Returning/Lost: 9/20

2005 Schedule

Feb. 03	Arkansas-Pine Bluff*	12:00 pm
Feb. 13	Crichton College	1:00 pm
Feb. 14	Crichton College*	12:00 pm
Feb. 18	@Central Baptist College*	12:00 pm
Feb. 21	@Southeast Oklahoma St.*	12:00 pm
Feb. 22	@Southeast Oklahoma State	1:00 pm
Feb. 25	@ Arkansas-Pine Bluff	1:00 pm
Feb. 28	Lindenwood University*	12:00 pm
Feb. 29	Lindenwood University	1:00 pm
Mar. 03	West Alabama*	12:00 pm
Mar. 06	@ Southern Arkansas*	12:00 pm
Mar. 07	@ Southern Arkansas	1:00 pm
Mar. 10	Central Baptist College*	12:00 pm
Mar. 13	Arkansas Tech*	12:00 pm
Mar. 14	Arkansas Tech	1:00 pm
Mar. 16	Texas College*	12:00 pm
Mar. 20	@ Henderson State*	12:00 pm
Mar. 21	@ Henderson State*	1:00 pm
Mar. 22	Augustana College	1:00 pm
Mar. 24	@Elmhurst College	2:00 pm
Mar. 26	@Crichton College	4:00 pm
Mar. 27	@Christian Brothers*	12:00 pm
Mar. 28	@Christian Brothers	1:00 pm
Mar. 31	LSU-Shreveport*	12:00 pm
Apr. 03	Central Arkansas*	12:00 pm
Apr. 04	Central Arkansas*	1:00 pm
Apr. 06	Mississippi College*	1:00 pm
Apr. 09	Ouachita Baptist*	12:00 pm
Apr. 10	Ouachita Baptist	1:00 pm
Apr. 14	@ Arkansas-Pine Bluff	1:00 pm
Apr. 17	Harding*	12:00 pm
Apr. 18	Harding	1:00 pm
Apr. 24	Delta State*	12:00 pm
Apr. 25	Delta State	1:00 pm
May 6-9	@ +GSC Tournament	TBA

ALL TIMES CST GSC Opponents in **BOLD**
 *—Doubleheader +—Millington, TN

2004 BOLL WEEVILS' GAME-BY-GAME RESULTS

DATE	OPPONENT	SCORE
Feb 03	Arkansas-Pine Bluff	W 11-3
Feb 03	Arkansas-Pine Bluff	W 12-2
Feb 13	Crichton College	W 18-0
Feb 13	Crichton College	W 9-5
Feb 18	Central Baptist	W 13-1
Feb 18	Central Baptist	W 9-1
Feb 19	York College	W 4-2
Feb 19	York College	W 7-6
Feb 21	@ SE Oklahoma State	W 4-2
Feb 21	@ SE Oklahoma State	3-15 L
Feb 22	@ SE Oklahoma State	W 11-5
Feb 27	Lindenwood	2-11 L
Feb 27	Lindenwood	W 4-3
Feb 28	Lindenwood	W 2-0
Feb 28	Lindenwood	W 3-2
Mar 06	@ Southern Arkansas	4-10 L
Mar 06	@ Southern Arkansas	8-10 L
Mar 07	@ Southern Arkansas	10-12 L
Mar 10	@ Central Baptist	W 17-9
Mar 11	@ Central Baptist	W 15-1
Mar 13	Arkansas Tech	W 9-4
Mar 13	Arkansas Tech	0-10 L
Mar 14	Arkansas Tech	1-15 L
Mar 16	Texas College	W 14-13
Mar 16	Texas College	W 13-5
Mar 17	West Alabama	2-6 L
Mar 17	West Alabama	5-7 L
Mar 20	@ Henderson State	W 16-8
Mar 20	@ Henderson State	3-9 L
Mar 21	@ Henderson State	5-6 L
Mar 22	Augustana	2-6 L
Mar 24	Elmhurst	1-11 L
Mar 26	@ Crichton College	W 12-10
Mar 27	@ Christian Brothers	W 5-3
Mar 27	@ Christian Brothers	2-3 L
Mar 28	@ Christian Brothers	W 12-7
Mar 31	LSU-Shreveport	W 7-5
Mar 31	LSU-Shreveport	4-13 L
Apr 03	Central Arkansas	1-7 L
Apr 03	Central Arkansas	6-8 L
Apr 04	Central Arkansas	W 6-5
Apr 25	Harding	3-10 L
Apr 06	Mississippi College	4-10 L
Apr 06	Mississippi College	6-11 L
Apr 09	@ Ouachita Baptist	9-12 L
Apr 09	@ Ouachita Baptist	W 5-4
Apr 15	@ Arkansas-Pine Bluff	W 8-2
Apr 17	Harding	3-5 L
Apr 17	Harding	6-7 L
Apr 18	Harding	1-12 L
Apr 24	Delta State	7-12 L
Apr 30	@ Arkansas-Pine Bluff	5-5 T

GSC games in **BOLD**



ARKANSAS TECH UNIVERSITY



Quick Facts

Location: Russellville, AR
 Enrollment: 5,900
 President: **Dr. Robert Brown**
 Athletic Director: Steve Mullins
 Colors: Forest Green & Old Gold
 Nickname: **Wonder Boys**
 Home Field: Tech Field (500)
 Dimensions: L-320, A-375, C-410
 SID: **Larry Smith**
 SID Office Phone: (479) 968-0645
 SID Home Phone: (479) 967-7819
 SID Office Fax: (479) 964-0829
 SID E-mail: **larry.smith@mail.atu.edu**
 Web Page: **athletics.atu.edu**
 Press Box Phone: (479) 858-7084

Coaching Information

Head Coach: Billy Goss
 Alma Mater (Yr.): Central Arkansas (1979)
 Record at ATU: 152-141 (6 years)
 Overall Record: 152-141 (6 years)
 Coach's Office Phone: (479) 968-0648
 Best Time to Call: 8:00 am-11:00 am
 Assistant Coach: Justin Pettigrew

Team Information

2004 Overall Record: 31-23
 2004 GSC Record: 13-10 (4th in West)
 Starters Returning/Lost: 2/7
 Lettermen Returning/Lost: 13/17

2005 Schedule

Feb. 05	@Northeastern State*	12:00 pm
Feb. 06	@Northeastern State	12:00 pm
Feb. 12	East Central Oklahoma*	1:00 pm
Feb. 13	East Central Oklahoma*	1:00 pm
Feb. 13	Central Oklahoma	3:00 pm
Feb. 16	Southwest Baptist*	2:00 pm
Feb. 19	Washburn*	1:00 pm
Feb. 20	Washburn	2:00 pm
Feb. 23	Central Oklahoma	4:00 pm
Feb. 26	Univ. of Indianapolis*	1:00 pm
Feb. 27	Univ. of Indianapolis*	2:00 pm
Mar. 01	@ Southwest Baptist*	1:00 pm
Mar. 05	@ Ouachita Baptist*	12:00 pm
Mar. 06	@ Ouachita Baptist	1:00 pm
Mar. 09	Abilene Christian*	4:00 pm
Mar. 12	Arkansas-Monticello*	2:00 pm
Mar. 13	Arkansas-Monticello	2:00 pm
Mar. 14	Missouri Western	4:00 pm
Mar. 15	Newman University*	3:00 pm
Mar. 16	@ Central Oklahoma	2:30 pm
Mar. 19	Christian Brothers*	12:00 pm
Mar. 20	Christian Brothers	1:00 pm
Mar. 22	@ West Florida*	3:00 pm
Mar. 23	@ West Florida	6:00 pm
Mar. 28	Augustana College*	3:00 pm
Apr. 02	@ Southern Arkansas*	12:00 pm
Apr. 03	@ Southern Arkansas	1:00 pm
Apr. 05	University of Ozarks	6:00 pm
Apr. 09	Delta State*	2:00 pm
Apr. 10	Delta State	2:00 pm
Apr. 16	Central Arkansas*	12:00 pm
Apr. 17	Central Arkansas	12:00 pm
Apr. 19	@Lyon College	3:00 pm
Apr. 23	@ Henderson State*	12:00 pm
Apr. 24	@ Henderson State	1:00 pm
Apr. 27	Lyon College	6:00 pm
Apr. 30	Harding*	2:00 pm
May 01	Harding	2:00 pm
May 7-11	@ +GSC Tournament	

ALL TIMES CST GSC Opponents in **BOLD**
 *—Doubleheader +—Millington, TN

2004 WONDER BOYS' GAME-BY-GAME RESULTS

DATE	OPPONENT	SCORE
Jan 31	@ Belmont Abbey	W 7-2
Jan 31	@ Belmont Abbey	5-10 L
Feb 01	@ Belmont Abbey	W 8-6
Feb. 07	Southwest Baptist	W 6-5
Feb 07	Southwest Baptist	W 11-4
Feb 08	@ Ozarks	W 14-1
Feb 13	Central Oklahoma	5-11 L
Feb 14	West Alabama	W 8-3
Feb 14	West Alabama	2-9 L
Feb 15	Central Oklahoma	W 3-0
Feb 18	Southwest Baptist	W 16-1
Feb 18	Southwest Baptist	5-8 L
Feb 21	@ East Central Univ.	W 2-1
Feb 21	@ East Central Univ.	W 5-0
Feb 22	@ East Central Univ.	W 6-4
Feb 22	@ East Central Univ.	W 2-0
Feb 24	@ Northeastern State	4-5 L
Feb 24	@ Northeastern State	2-5 L
Feb 28	@ Central Oklahoma	4-10 L
Mar 02	Northeastern State	W 7-0
Mar 02	Northeastern State	W15-2
Mar 06	Ouachita Baptist	W12-4
Mar 06	Ouachita Baptist	W 8-1
Mar 07	Ouachita Baptist	W 10-8
Mar 09	College of Ozarks	W 3-2
Mar 13	@ Arkansas-Monticello	4-9 L
Mar 13	@ Arkansas-Monticello	W 10-0
Mar 14	@ Arkansas-Monticello	W 15-1
Mar 16	@ West Florida	5-12 L
Mar 16	@ West Florida	6-8 L
Mar 17	@ West Florida	1-12 L
Mar 20	Christian Brothers	W 2-1
Mar 20	Christian Brothers	1-2 L
Mar 21	Christian Brothers	W 8-3
Mar 27	Central Baptist	W 10-2
Mar 27	Central Baptist	W 10-1
Apr 03	Southern Arkansas	7-9 L
Apr 03	Southern Arkansas	7-13 L
Apr 04	Southern Arkansas	W 3-2
Apr 09	@ #6 Delta State	1-8 L
Apr 10	@ #6 Delta State	2-5 L
Apr 10	@ #6 Delta State	2-8 L
Apr 13	Ozarks	W 6-2
Apr.17	@ Central Arkansas	0-12 L
Apr.17	@ Central Arkansas	6-9 L
Apr.18	@ Central Arkansas	W 10-3
Apr 24	Henderson State	W 6-1
Apr 25	Henderson State	8-19 L
Apr 25	Henderson State	W 10-1
Apr 27	Lyon College	0-2 L
May 02	@ Harding	W 8-4
May 02	@ Harding	W 2-1
May 06	!West Florida	4-9 L
May 07	!Valdosta State	2-20 L

GSC games in **BOLD**; !—GSC Tournament (Millington, TN)



UNIVERSITY OF CENTRAL ARKANSAS



Quick Facts

Location: Conway, AR
 Enrollment: 10,400
 President: Dr. Lu Hardin
 Athletic Director: Vance Strange
 Colors: Purple & Gray
 Nickname: Bears
 Home Field: UCA Field (400)
 Dimensions: L-334, A-375, C-400
 SID: Steve East
 SID Office Phone: (501) 450-5743
 SID Home Phone: (501) 450-0013
 SID Office Fax: (501) 450-5740
 SID E-mail: seast@mail.uca.edu
 Web Page: uca.edu/divisions/athletics
 Press Box Phone: (501) 730-4101

Coaching Information

Head Coach: Doug Clark
 Alma Mater (Yr.): Colorado
 Record at UCA: 63-48 (Third year)
 Overall Record: 63-48 (Third year)
 Coach's Office Phone: (501) 450-3407 or 329-6717
 Best Time to Call: 10:00 am-11:00 am
 Assistant Coaches: Ronnie Goodwin, Ryan Johnson
 Travis Arnold

Team Information

2004 Overall Record: 33-24
 2004 GSC Record: 16-7 (3rd in West)
 Starters Returning/Lost: 7/2
 Lettermen Returning/Lost: 12/6

2005 Schedule

Feb. 01	Lyon College	1:00 pm
Feb. 05	Northeastern Oklahoma St	12:00 pm
Feb. 06	Northeastern Oklahoma St	1:00 pm
Feb. 11	@ West Florida	1:00 pm
Feb. 12	@ West Florida	1:00 pm
Feb. 13	@ West Alabama	1:00 pm
Feb. 15	@ Northeastern State*	1:00 pm
Feb. 19	Northwest Missouri	12:00 pm
Feb. 20	Northwest Missouri	12:00 pm
Feb. 22	Lyon College	1:00 pm
Feb. 23	Central Baptist	12:00 pm
Feb. 25	Missouri-St. Louis*	1:00 pm
Feb. 26	Missouri Western	2:00 pm
Feb. 27	Missouri Western	2:00 pm
Mar. 03	@ Lyon College	1:00 pm
Mar. 05	@ Christian Brothers*	12:00 pm
Mar. 06	@ Christian Brothers	12:00 pm
Mar. 09	Bacone	12:00 pm
Mar. 12	Harding*	12:00 pm
Mar. 13	Harding	12:00 pm
Mar. 16	Kansas Newman	1:00 pm
Mar. 19	@ Delta State*	12:00 pm
Mar. 20	@ Delta State	12:00 pm
Mar. 24	Dana College	1:00 pm
Mar. 25	Ouachita Baptist*	12:00 pm
Mar. 26	Ouachita Baptist	1:00 pm
Mar. 29	@ LSU-Shreveport	4:00 pm
Apr. 02	Arkansas-Monticello*	12:00 pm
Apr. 03	Arkansas-Monticello	1:00 pm
Apr. 06	Hendrix College	3:00 pm
Apr. 08	Chrichton	3:00 pm
Apr. 09	Chrichton	1:00 pm
Apr. 12	@ Union	2:00 pm
Apr. 16	@ Arkansas Tech*	12:00 pm
Apr. 17	@ Arkansas Tech	1:00 pm
Apr. 20	Central Baptist*	1:00 pm
Apr. 23	@ Southern Arkansas*	12:00 pm
Apr. 24	@ Southern Arkansas*	1:00 pm
Apr. 30	Henderson State*	12:00 pm
May 01	Henderson State	12:00 pm
May 7-11	@ +GSC Tournament	TBA

ALL TIMES CST GSC Opponents in **BOLD**
 *—Doubleheader +—Millington, TN

2004 BEARS' GAME-BY-GAME RESULTS

DATE	OPPONENT	SCORE
Feb 3	Central Baptist	W 14-9
Feb 07	@ St. Edward's Univ.	6-10 L
Feb 07	@ St. Edward's Univ.	8-12 L
Feb 08	@ St. Edward's Univ.	9-10 L
Feb 13	West Alabama	W 5-2
Feb 14	Central Oklahoma	7-11 L
Feb 15	West Alabama	W 15-13
Feb 17	@ Northeastern State	7-11 L
Feb 17	@ Northeastern State	0-2 L
Feb 20	@ North Alabama	1-2 L
Feb 21	Quincy University	W 12-3
Feb 21	@ North Alabama	4-11 L
Feb 22	Quincy University	W 9-7
Feb. 25	@ Central Oklahoma	7-8 L
Feb. 25	@ Central Oklahoma	4-6 L
Feb 28	Missouri-St. Louis	W 9-5
Feb 28	Missouri-St. Louis	W 10-6
Feb 29	Missouri-St. Louis	10-13 L
Mar 06	Christian Brothers	W 14-5
Mar 07	Christian Brothers	W 11-10
Mar 07	Christian Brothers	W 11-3
Mar 09	Union University	4-10 L
Mar 09	Union University	W 5-1
Mar 13	@ Harding	W 1-0
Mar 13	@ Harding	W 8-6
Mar 14	@ Harding	6-7 L
Mar 16	Northwest Okla. St.	W 4-2
Mar 16	Northwest Okla. St.	W 14-11
Mar 20	Delta State	6-7 L
Mar 20	Delta State	1-15 L
Mar 21	Delta State	3-16 L
Mar 23	@ Dallas Baptist	4-15 L
Mar 25	Elmhurst	W 18-7
Mar 27	@ Ouachita Baptist	W 8-2
Mar 27	@ Ouachita Baptist	W 10-1
Mar 28	@ Ouachita Baptist	W 9-2
Apr 03	@ Arkansas-Monticello	W 7-1
Apr 03	@ Arkansas-Monticello	W 8-6
Apr 04	@ Arkansas-Monticello	5-6 L
Apr 05	@ Williams Baptist	W 6-5
Apr 06	Bacone College	W 14-1
Apr 05	Bacone College	W 13-8
Apr 13	Hendrix	W 11-1
Apr 14	@ Lyon College	3-7 L
Apr 17	Arkansas Tech	W 12-0
Apr 17	Arkansas Tech	W 9-6
Apr 18	Arkansas Tech	3-10 L
Apr 20	Central Baptist	W 11-7
Apr 20	Central Baptist	5-10 L
Apr 24	#6 Southern Arkansas	W 5-3
Apr 25	#6 Southern Arkansas	W 16-5
Apr 25	#6 Southern Arkansas	3-12 L
May 02	@ Henderson State	W 12-2
May 02	@ Henderson State	W 15-6
May 06	!Alabama-Huntsville	W 10-4
May 07	!Delta State	5-6 L
May 07	!Valdosta State	6-7 L

GSC games in **BOLD**; !—GSC Tournament (Millington, TN)



CHRISTIAN BROTHERS UNIVERSITY



Quick Facts

Location: Memphis, TN
 Enrollment: 1,700
 President: Br. Stanislaus Sobczyk
 Athletic Director: Joe Nadicksbernd
 Colors: Scarlet & Gray
 Nickname: Buccaneers
 Home Field: Buc Field (500)
 Dimensions: L-335, C-385, R-350
 SID: Justin Maskus
 SID Office Phone: (901) 321-3378
 SID Office Fax: (901) 321-3570
 SID E-mail: jmaskus@cbu.edu
 Web Page: gobucsgo.com
 Press Box Phone: (901) 321-3363 or 3886

Coaching Information

Head Coach: Phil Goodwin
 Alma Mater (Yr.): Tennessee-Martin (1976)
 Record at CBU: 93-150 (5 years)
 Overall Record: 93-150 (5 years)
 Coach's Office Phone: (901) 321-3263
 Best Time to Call: mornings
 Assistant Coaches: Bill Gifford, Kevin Loeffler,
 Scott Lambert

Team Information

2004 Overall Record: 22-27
 2004 GSC Record: 9-15 (6th in West)
 Starters Returning/Lost: 4/5
 Lettermen Returning/Lost: 20/13

2005 Schedule

Feb. 11	@ Hannibal LaGrange	1:00 pm
Feb. 11	@ Williams Baptist	1:00 pm
Feb. 13	Lindenwood*	10:00 am
Feb. 15	@ Crichton	1:00 pm
Feb. 16	North Alabama*	12:00 pm
Feb. 19	Culver Stockton*	1:00 pm
Feb. 20	Culver Stockton*	1:00 pm
Feb. 23	LeMoyne-Owen*	1:00 pm
Feb. 26	Brescia*	1:00 pm
Feb. 27	Brescia	2:00 pm
Mar. 01	Rhodes	12:00 pm
Mar. 04	Williams Baptist	12:00 pm
Mar. 05	Central Arkansas*	12:00 pm
Mar. 06	Central Arkansas	1:00 pm
Mar. 08	Rhodes	2:00 pm
Mar. 10	Hannibal LaGrange	6:00 pm
Mar. 12	@ Henderson State*	12:00 pm
Mar. 13	@ Henderson State	12:00 pm
Mar. 16	@ Bethel	1:00 pm
Mar. 17	Illinois Wesleyan	2:00 pm
Mar. 19	Arkansas Tech*	2:00 pm
Mar. 20	Arkansas Tech	1:00 pm
Mar. 23	@ Lemoyne-Owen	2:00 pm
Mar. 25	@ Arkansas-Monticello*	12:00 pm
Mar. 26	@ Arkansas-Monticello	12:00 pm
Apr. 02	@ Ouachita Baptist*	12:00 pm
Apr. 03	@ Ouachita Baptist	1:00 pm
Apr. 05	Freed-Hardeman	2:00 pm
Apr. 06	Union	2:00 pm
Apr. 09	Harding*	2:00 pm
Apr. 10	Harding	1:00 pm
Apr. 12	@ North Alabama	3:00 pm
Apr. 16	@ Delta State*	12:00 pm
Apr. 17	@ Delta State	1:00 pm
Apr. 19	Bethel	6:00 pm
Apr. 23	Crichton*	12:00 pm
Apr. 25	@ Union	2:00 pm
Apr. 26	@ Freed-Hardeman	2:00 pm
Apr. 30	@Southern Arkansas*	12:00 pm
May 01	@Southern Arkansas	1:00 pm
May 7-11	@ +GSC Tournament	TBA

ALL TIMES CST GSC Opponents in **BOLD**
 *—Doubleheader †—Millington, TN

2004 BUCCANEERS' GAME-BY-GAME RESULTS

DATE	OPPONENT	SCORE
Feb. 12	LeMoyne-Owen	W 17-2
Feb. 12	LeMoyne-Owen	W 15-1
Feb. 14	!Kentucky Wesleyan	L 5-6 (8)
Feb. 14	@ #24 North Alabama	L 2-12
Feb. 16	Rhodes	W 7-1
Feb. 17	Crichton	L 2-3
Feb. 21	Culver Stockton	L 1-5
Feb. 21	Culver Stockton	L 4-7 (10)
Feb. 22	Culver Stockton	W 3-2
Feb. 22	Culver Stockton	L 4-7
Feb. 24	Williams Baptist	W 14-3
Feb. 27	@ Bethel	W 12-4
Feb. 28	St. Joseph's	W 11-7
Feb. 28	St. Joseph's	W 7-3
Feb. 29	St. Joseph's	W 8-1
Mar. 06	@ Central Arkansas	L 5-14
Mar. 07	@ Central Arkansas	L 10-11
Mar. 07	@ Central Arkansas	L 3-11
Mar. 09	@ West Florida	W 7-5
Mar. 10	@ West Florida	L 0-9
Mar. 12	Edgewood	L 4-8
Mar. 13	Henderson State	W 9-8
Mar. 13	Henderson State	L 9-12
Mar. 14	Henderson State	W 3-2
Mar. 17	North Alabama	L 1-5
Mar. 17	North Alabama	L 5-11
Mar. 18	Illinois Wesleyan	W 13-12
Mar. 20	@ Arkansas Tech	L 1-2
Mar. 20	@ Arkansas Tech	W 2-1
Mar. 21	@ Arkansas Tech	L 3-8
Mar. 27	Arkansas-Monticello	L 3-5
Mar. 27	Arkansas-Monticello	W 3-2
Mar. 28	Arkansas-Monticello	L 7-12
Mar. 30	Bethel	W 12-5
Apr. 03	Ouachita Baptist	W 9-8
Apr. 03	Ouachita Baptist	W 2-0
Apr. 04	Ouachita Baptist	W 9-0
Apr. 09	@ Harding	W 7-4
Apr. 09	@ Harding	L 9-11
Apr. 12	@ Harding	W 11-7
Apr. 13	@ Rhodes	W 15-13
Apr. 17	#6 Delta State	L 5-7
Apr. 17	#6 Delta State	L 4-12
Apr. 18	#6 Delta State	L 4-10
Apr. 20	@ Freed-Hardeman	L 6-11
Apr. 27	Freed-Hardeman	L 6-8
May 01	@ #20 So. Arkansas	L 6-9
May 02	@ #20 So. Arkansas	L 1-3
May 02	@ #20 So. Arkansas	L 7-9

GSC games in **BOLD**; !—@ UNA



DELTA STATE UNIVERSITY



Quick Facts

Location: Cleveland, MS
 Enrollment: 4,034
 President: Dr. John Hilbert
 Athletic Director: Dr. Brad Teague
 Colors: Forest Green & White
 Nickname: Statesmen
 Home Field: Ferriss Field (1,500)
 Dimensions: L-330, A-355, C-400
 SID: Matt Jones
 SID Office Phone: (662) 846-4284
 SID Home Phone: (662) 843-1559
 SID Office Fax: (662) 846-4297
 SID E-mail: mjones@deltastate.edu
 Web Page: gostatesmen.com
 Press Box Phone: (662) 846-4582

Coaching Information

Head Coach: Mike Kinnison
 Alma Mater (Yr.): Delta State (1978)
 Record at DSU: 370-96 (8 years)
 Overall Record: 370-96 (8 years)
 Coach's Office Phone: (662) 846-4291
 Best Time to Call: Mornings
 Assistant Coach: Rodney Batts
 Graduate Assistants: Andy Dillard, Rick McCarty,
 Matt McAlpin, Jeff Price

Team Information

2004 Overall Record: .. 54-11(GSC and NCAA Champions)
 2004 GSC Record: 19-3 (1st in West)
 Starters Returning/Lost: 5/5
 Lettermen Returning/Lost: 16/10

2005 Schedule

Feb. 04	@ St Edward's	1:00 pm
Feb. 05	@ Abielene Christian	12:00 pm
Feb. 06	@ St. Edward's	1:00 pm
Feb. 09	@ Belhaven	2:00 pm
Feb. 11	Alabama-Huntsville	4:00 pm
Feb. 12	Rockhurst	1:00 pm
Feb. 12	Alabama-Huntsville	4:00 pm
Feb. 13	Rockhurst	1:00 pm
Feb. 16	Miss. Valley State	2:00 pm
Feb. 19	@ North Alabama	10:00 am
Feb. 19	@ SIU-Edwardsville	4:00 pm
Feb. 20	@ SIU-Edwardsville	12:00 pm
Feb. 20	@ North Alabama	3:00 pm
Feb. 22	Union	12:00 pm
Feb. 26	Pace*	1:00 pm
Feb. 27	Pace	4:00 pm
Mar. 05	@ West Alabama*	4:00 pm
Mar. 06	@ West Alabama	1:00 pm
Mar. 08	William Carey	12:00 pm
Mar. 12	@ Southern Arkansas*	2:00 pm
Mar. 13	@ Southern Arkansas	2:00 pm
Mar. 15	@ Montevallo	3:00 pm
Mar. 16	@ Mars Hill	1:00 pm
Mar. 19	Central Arkansas*	12:00 pm
Mar. 20	Central Arkansas	1:00 pm
Mar. 22	Columbus State	6:30 pm
Mar. 23	Columbus State	2:00 pm
Mar. 25	@ Henderson State	3:00 pm
Mar. 26	@ Henderson State*	2:00 pm
Mar. 29	Montevallo	6:30 pm
Mar. 30	Montevallo	2:00 pm
Apr. 02	Harding*	12:00 pm
Apr. 03	Harding	1:00 pm
Apr. 05	Miss. Valley State	6:00 pm
Apr. 09	@ Arkansas Tech*	2:00 pm
Apr. 10	@ Arkansas Tech	2:00 pm
Apr. 13	William Carey	4:00 pm
Apr. 16	Christian Brothers*	12:00 pm
Apr. 17	Christian Brothers	1:00 pm
Apr. 19	Alabama-Huntsville	6:00 pm
Apr. 20	Alabama-Huntsville	2:00 pm
Apr. 23	Arkansas-Monticello*	12:00 pm
Apr. 24	Arkansas-Monticello	1:00 pm
Apr. 26	Belhaven	6:30 pm
Apr. 30	@ Ouachita Baptist*	3:00 pm
May 01	@ Ouachita Baptist	2:00 pm
May 7-11	@ +GSC Tournament	TBA

ALL TIMES CST GSC Opponents in **BOLD**
 *—Doubleheader +—Millington, TN

2004 STATESMEN GAME-BY-GAME RESULTS

DATE	OPPONENT	SCORE
Feb. 07	@ West Florida	W 5-1
Feb. 07	@ West Florida	W 16-3
Feb. 08	@ West Florida	L 1-2
Feb. 11	@ #23 Columbus State	W 10-8
Feb. 14	@ Montevallo	L 8-9 (11)
Feb. 15	@ Montevallo	W 10-3
Feb. 17	@ Belhaven	W 8-4
Feb. 21	@ Tusculum	W 9-5
Feb. 21	@ Tusculum	W 8-7
Feb. 22	@ Carson-Newman	W 6-4
Feb. 22	@ Carson-Newman	L 2-4
Feb. 27	West Alabama	W 8-3
Feb. 28	Southeast Oklahoma	W 9-1
Feb. 28	West Alabama	L 9-10
Feb. 29	Southeast Oklahoma	W 19-9
Mar. 02	@ Union	L 4-18
Mar. 06	#3 Alabama-Huntsville	W 9-0
Mar. 06	#30 North Alabama	W 4-1
Mar. 07	#30 North Alabama	W 10-3
Mar. 07	#3 Alabama-Huntsville	L 1-4
Mar. 13	#28 Southern Arkansas	L 2-3
Mar. 13	#28 Southern Arkansas	W 4-3
Mar. 14	#28 Southern Arkansas	W 4-3
Mar. 16	Montevallo	W 13-3
Mar. 17	Montevallo	W 15-14
Mar. 20	@ Central Arkansas	W 7-6
Mar. 20	@ Central Arkansas	W 15-1
Mar. 21	@ Central Arkansas	W 16-3
Mar. 24	@ William Carey	W 11-6
Mar. 27	Henderson State	W 17-3
Mar. 27	Henderson State	W 9-6
Mar. 28	Henderson State	W 20-10
Mar. 30	@ Mississippi Valley State	W 3-1
Apr. 03	@ Harding	L 4-5 (10)
Apr. 03	@ Harding	W 6-4
Apr. 04	@ Harding	L 5-6
Apr. 06	Mississippi Valley State	W 9-4
Apr. 09	Arkansas Tech	W 8-1
Apr. 10	Arkansas Tech	W 5-2
Apr. 10	Arkansas Tech	W 8-2
Apr. 14	William Carey	W 17-11
Apr. 17	@ Christian Brothers	W 7-6
Apr. 17	@ Christian Brothers	W 12-4
Apr. 18	@ Christian Brothers	W 10-4
Apr. 21	#9 Alabama-Huntsville	W 11-2
Apr. 21	#9 Alabama-Huntsville	W 3-2
Apr. 24	@ Arkansas-Monticello	W 12-7
Apr. 25	@ Arkansas-Monticello*	Rained out
Apr. 27	LSU-Shreveport	W 11-1
Apr. 28	Belhaven	W 8-4
May 01	Ouachita Baptist	W 5-0 (5)
May 02	Ouachita Baptist	W 13-3
May 02	Ouachita Baptist	W 8-4
May 06	!West Alabama	W 12-11 (11)
May 07	!Central Arkansas	W 6-5
May 08	!Southern Arkansas	W 16-11
May 08	!Valdosta State	L 9-10
May 09	!Valdosta State	W 22-5
May 15	\$Incarnate Word	W 5-4
May 15	\$Southern Arkansas	W 6-5
May 16	\$Southern Arkansas	W 24-2
May 22	%Central Missouri State	W 6-5 (10)
May 25	%Columbus State	W 14-5
May 27	%Central Missouri State	L 9-12
May 28	%Central Missouri State	W 10-9
May 29	%Grand Valley State	W 12-9

!—@ GSC Tournament (Millington, TN); \$--NCAA Regionals (@ DSU);
 %--@ NCAA Championship



HARDING UNIVERSITY



Quick Facts

Location: Searcy, AR
 Enrollment: 5,000
 President: Dr. David B. Burks
 Athletic Director: Greg Harnden
 Colors: Black & Gold
 Nickname: Bisons
 Home Field: Jerry Moore Field (325)
 Dimensions: L-315, A-360, C-390
 SID: Scott Goode
 SID Office Phone: (501) 279-4760
 SID Home Phone: (501) 268-1208
 SID Office Fax: (501) 279-4020
 SID E-mail: sgoode@harding.edu
 Web Page: www.harding.edu/athletics
 Press Box Phone: (501) 279-5609

Coaching Information

Head Coach:Shane Fullerton
 Alma Mater (Yr.): Harding (1993)
 Record at HU: 170-161-2 (7 years)
 Overall Record: 170-161-2 (7 years)
 Coach's Office Phone: (501) 279-4344
 Best Time to Call: Mornings
 Assistant Coaches:.....Chad Turner

Team Information

2004 Overall Record:25-22
 2004 GSC Record: 11-12 (5th in West)
 Starters Returning/Lost: 7/2
 Lettermen Returning/Lost: 14/7

2005 Schedule

Feb. 01	Central Baptist*	1:00 pm
Feb. 04	@ East Central (Okla.)	1:00 pm
Feb. 05	@ East Central (Okla.)*	12:00 pm
Feb. 11	Southwest Baptist	3:00 pm
Feb. 12	Southwest Baptist*	2:30 pm
Feb. 16	@ Lyon*	1:00 pm
Feb. 18	@ Williams Baptist	1:00 pm
Feb. 19	Williams Baptist*	12:00 pm
Feb. 22	Crichton*	1:00 pm
Feb. 25	@ West Florida*	1:00 pm
Feb. 26	@ West Florida	2:00 pm
Mar. 02	Arkansas-Pine Bluff*	2:00 pm
Mar. 05	Henderson State*	12:00 pm
Mar. 06	Henderson State	1:30 pm
Mar. 12	@ Central Arkansas*	12:00 pm
Mar. 13	@ Central Arkansas	1:00 pm
Mar. 19	Lyon*	12:00 pm
Mar. 22	Dana*	1:00 pm
Mar. 25	Southern Arkansas*	12:00 pm
Mar. 26	Southern Arkansas	3:00 pm
Mar. 30	@Arkansas-Pine Bluff*	1:00 pm
Apr. 02	@ Delta State*	12:00 pm
Apr. 03	@ Delta State	1:00 pm
Apr. 05	@Central Baptist*	1:00 pm
Apr. 09	@ Christian Brothers*	12:00 pm
Apr. 10	@ Christian Brothers	1:30 pm
Apr. 13	@Rhodes	2:00 pm
Apr. 16	Arkansas-Monticello*	12:00 pm
Apr. 17	Arkansas-Monticello	1:30 pm
Apr. 20	@Crichton*	12:00 pm
Apr. 23	Ouachita Baptist*	12:00 pm
Apr. 24	Ouachita Baptist	1:30 pm
Apr. 30	@ Arkansas Tech*	12:00 pm
May 01	@ Arkansas Tech	1:00 pm
May 7-11	@ +GSC Tournament	

ALL TIMES CST GSC Opponents in **BOLD**
 *—Doubleheader +—Millington, TN

2004 BISONS GAME-BY-GAME RESULTS

DATE	OPPONENT	SCORE
Feb. 07	@ #39 North Alabama	L 1-2
Feb. 07	@ #39 North Alabama	L 4-11
Feb. 08	@ #39 North Alabama	L 6-16
Feb. 14	@ Southwest Baptist	W 2-0
Feb. 14	@ Southwest Baptist	W 10-0
Feb. 17	Lyon	W 9-3
Feb. 20	Williams Baptist	W 8-2
Feb. 21	@ Williams Baptist	W 15-0
Feb. 21	@ Williams Baptist	W 6-2
Feb. 24	Crichton	W 8-3
Feb. 24	Crichton	W 8-2
Feb. 27	@ West Florida	L 0-7
Feb. 27	@ West Florida	W 3-1
Feb. 28	@ West Florida	L 1-3
Mar. 06	@ Henderson State	L 6-7
Mar. 06	@ Henderson State	W 4-3
Mar. 07	@ Henderson State	L 8-9
Mar. 13	Central Arkansas	L 0-1
Mar. 13	Central Arkansas	L 6-8 (8)
Mar. 14	Central Arkansas	W 7-6
Mar. 19	East Central	L 1-3
Mar. 19	East Central	L 2-6 (8)
Mar. 20	East Central	W 4-3
Mar. 20	East Central	W 6-4
Mar. 27	@ #13 So. Arkansas	L 0-16
Mar. 27	@ #13 So. Arkansas	L 0-12
Mar. 28	@ #13 So. Arkansas	L 12-13
Mar. 30	@ Central Baptist	W 12-0
Mar. 30	@ Central Baptist	W 6-2
Apr. 03	#5 Delta State	W 5-4 (10)
Apr. 03	#5 Delta State	L 4-6
Apr. 04	#5 Delta State	W 6-5
Apr. 06	@ Tennessee-Martin	L 4-13
Apr. 09	Christian Brothers	L 4-7
Apr. 09	Christian Brothers	W 11-9
Apr. 12	Christian Brothers	L 7-11
Apr. 17	@ Arkansas-Monticello	W 5-3
Apr. 17	@ Arkansas-Monticello	W 7-6
Apr. 18	@ Arkansas-Monticello	W 12-1
Apr. 21	@ Lyon	L 1-2
Apr. 24	@ Ouachita Baptist	W 9-4
Apr. 25	@ Ouachita Baptist	W 10-4
Apr. 25	@ Ouachita Baptist	W 4-0
Apr. 27	Central Baptist	W 14-3
Apr. 27	Central Baptist	L 10-14
May 02	Arkansas Tech	L 4-8
May 02	Arkansas Tech	L 1-2

GSC games in **BOLD**



HENDERSON STATE UNIVERSITY



Quick Facts

Location: Arkadelphia, AR
 Enrollment: 3,700
 President: Dr. Charles Dunn
 Athletic Director: Sam Goodwin
 Colors: Red & Gray
 Nickname: Reddies
 Home Field: Reddie Field (1000)
 Dimensions: L-340, A-365, C-385
 SID (Baseball Contact): Troy Mitchell
 SID Office Phone: (870) 230-5197
 SID Home Phone: (870) 230-8435
 SID Office Fax: (870) 230-5408
 SID E-mail: mitchet@hsu.edu
 Web Page: hsu.edu/dept/ath
 Press Box Phone: (870) 230-5177

Coaching Information

Head Coach: John Harvey
 Alma Mater (Yr.): Lyon College (2001)
 Record at HSU: First Year
 Overall Record: First Year
 Coach's Office Phone: (870) 230-5071
 Best Time to Call: Mornings
 Assistant Coach: Jason Causey, Riley Fincher
 Marc Ronan, Rob Vessell

Team Information

2004 Overall Record: 18-30
 2004 GSC Record: 8-15 (7th in West)
 Starters Returning/Lost: 5/4
 Lettermen Returning/Lost: 10/15

2005 Schedule

Feb. 05	@ Lyon*	12:00 pm
Feb. 06	@ Lyon*	12:00 pm
Feb. 12	Missouri Rolla*	12:00 pm
Feb. 13	Missouri Rolla*	12:00 pm
Feb. 19	West Alabama*	12:00 pm
Feb. 20	West Alabama	12:00 pm
Feb. 23	@ Texas Wesleyan*	12:00 pm
Feb. 26	North Alabama	1:00 pm
Feb. 26	Quincy	12:00 pm
Feb. 27	Quincy	1:00 pm
Feb. 27	North Alabama	12:00 pm
Mar. 02	Iowa Wesleyan*	1:00 pm
Mar. 05	@ Harding*	1:00 pm
Mar. 06	@ Harding	1:00 pm
Mar. 12	Christian Brothers*	1:00 pm
Mar. 13	Christian Brothers	1:00 pm
Mar. 17	Missouri Western	1:00 pm
Mar. 19	@ Arkansas-Monticello*	1:00 pm
Mar. 20	@ Arkansas-Monticello	1:00 pm
Mar. 23	North Alabama	1:00 pm
Mar. 26	Delta State*	1:00 pm
Mar. 27	Delta State	1:00 pm
Mar. 29	Augustana*	12:00 pm
Apr. 01	@ Crichton*	6:00 pm
Apr. 02	@ Crichton	12:00 pm
Apr. 06	Central Baptist	2:00 pm
Apr. 09	Southern Arkansas*	1:00 pm
Apr. 10	Southern Arkansas	1:00 pm
Apr. 13	Texas Wesleyan*	2:00 pm
Apr. 16	@ Ouachita Baptist*	1:00 pm
Apr. 17	@ Ouachita Baptist	1:00 pm
Apr. 20	Arkansas-Monticello*	1:00 pm
Apr. 23	Arkansas Tech*	2:00 pm
Apr. 24	Arkansas Tech	2:00 pm
Apr. 30	@ Central Arkansas*	1:00 pm
May 01	@ Central Arkansas	1:00 pm
May 7-11	@ +GSC Tournament	TBA

ALL TIMES CST GSC Opponents in **BOLD**
 *—Doubleheader +--Millington, TN

2004 REDDIES' GAME-BY-GAME RESULTS

DATE	OPPONENT	SCORE
Jan. 31	Lyon	L 5-10
Jan. 31	Lyon	L 4-8
Feb. 01	Lyon	L 4-14
Feb. 03	LeTourneau	W 7-6
Feb. 03	LeTourneau	W 7-2
Feb. 07	Northeastern State	L 2-12
Feb. 08	Northeastern State	W 10-9
Feb. 08	Northeastern State	L 5-8
Feb. 19	@ #10 So. OK St.	L 1-7
Feb. 19	@ #10 So. OK St.	L 2-3
Feb. 21	#26 NW Missouri St.	L 5-10
Feb. 21	#26 NW Missouri St.	L 5-13
Feb. 22	#26 NW Missouri St.	L 0-4
Feb. 25	Central Baptist	W 13-3
Feb. 28	!Bellamine	L 2-17
Feb. 28	@ North Alabama	L 1-13
Feb. 29	!Bellamine	W 5-2
Feb. 29	@ North Alabama	L 6-10
Mar. 06	Harding	W 7-6
Mar. 06	Harding	L 3-4
Mar. 07	Harding	W 9-8
Mar. 09	Rockford	W 19-5
Mar. 09	Rockford	W 16-4
Mar. 13	@ Christian Brothers	L 8-9
Mar. 13	@ Christian Brothers	W 12-9
Mar. 14	@ Christian Brothers	L 2-3
Mar. 20	Arkansas-Monticello	L 8-16
Mar. 20	Arkansas-Monticello	W 9-3
Mar. 21	Arkansas-Monticello	W 6-5
Mar. 23	Augustana	W 11-7
Mar. 24	North Alabama	L 0-10
Mar. 24	North Alabama	L 5-7
Mar. 27	@ #4 Delta State	L 3-17
Mar. 27	@ #4 Delta State	L 6-9
Mar. 28	@ #4 Delta State	L 10-20
Mar. 30	@ #23 West Alabama	L 4-9
Mar. 31	@ #23 West Alabama	L 8-11
Mar. 31	@ #23 West Alabama	W 8-5
Apr. 09	@ #8 Southern Arkansas	L 4-11
Apr. 09	@ #8 Southern Arkansas	L 8-14
Apr. 10	@ #8 Southern Arkansas	L 4-10
Apr. 14	Central Baptist	W 8-4
Apr. 17	Ouachita Baptist	W 5-4
Apr. 17	Ouachita Baptist	W 9-0
Apr. 18	Ouachita Baptist	L 8-11
Apr. 24	@ Arkansas Tech	L 1-6
Apr. 25	@ Arkansas Tech	W 19-8
Apr. 25	@ Arkansas Tech	L 1-10
May 02	Central Arkansas	L 2-12
May 02	Central Arkansas	L 6-15

GSC games in **BOLD**; !--@ UNA

OUACHITA BAPTIST UNIVERSITY

Quick Facts

Location: Arkadelphia, AR
 Enrollment: 1,700
 President: Dr. Andrew Westmoreland
 Athletic Director: David Sharp
 Colors: Purple & Gold
 Nickname: Tigers
 Home Field: Rab Rogers Field (200)
 Dimensions: L-335, A-370, C-400
 SID: Chris Babb
 SID Office Phone: (870) 245-5186
 SID Home Phone: (501) 225-6971
 SID Office Fax: (870) 245-5598
 SID E-mail: babbc@obu.edu
 Web Page: www.gotigers.obu.edu
 Press Box Phone: (870) 245-4255

Coaching Information

Head Coach: B.J. Brown
 Alma Mater (Yr.): Ouachita Baptist (1986)
 Record at OBU: 34-144-2 (4 years)
 Overall Record: 34-144-2 (4 years)
 Coach's Office Phone: (870) 245-4255
 Best Time to Call: Mornings
 Assistant Coaches: Kyle Spooner, Trent Smith

Team Information

2004 Overall Record: 12-36
 2004 GSC Record: 2-21 (9th in West)
 Starters Returning/Lost: 5/6
 Lettermen Returning/Lost: 4/4

2005 Schedule

Feb. 12	North Alabama	10:00 am
Feb. 12	Bellarmine	4:00 pm
Feb. 13	North Alabama	3:00 pm
Feb. 16	@ Southeast. Okla. St.*	1:00 pm
Feb. 19	Brescia*	12:00 pm
Feb. 20	Brescia	1:00 pm
Feb. 24	Crichton*	1:00 pm
Feb. 26	Rockhurst*	12:00 pm
Feb. 27	Rockhurst	1:00 pm
Mar. 01	Iowa Wesleyan*	1:00 pm
Mar. 05	Arkansas Tech*	12:00 pm
Mar. 06	Arkansas Tech	12:00 pm
Mar. 08	@ Williams Baptist*	1:00 pm
Mar. 12	@ West Alabama*	4:00 pm
Mar. 13	@ West Alabama	1:00 pm
Mar. 15	Southeast. Okla. St.	2:00 pm
Mar. 16	Southeast. Okla. St.	1:00 pm
Mar. 19	@ Southern Arkansas*	12:00 pm
Mar. 20	@ Southern Arkansas	1:00 pm
Mar. 22	North Alabama*	12:00 pm
Mar. 25	Central Arkansas*	12:00 pm
Mar. 26	Central Arkansas	1:00 pm
Mar. 30	Augustana*	1:00 pm
Apr. 02	Christian Brothers*	12:00 pm
Apr. 03	Christian Brothers	1:00 pm
Apr. 05	Lyon College	1:00 pm
Apr. 09	@ Arkansas-Monticello*	12:00 pm
Apr. 10	@ Arkansas-Monticello	1:00 pm
Apr. 13	Central Baptist	1:00 pm
Apr. 16	Henderson State*	12:00 pm
Apr. 17	Henderson State	1:00 pm
Apr. 19	@ Montevallo	6:00 pm
Apr. 20	@ Montevallo*	1:00 pm
Apr. 23	@ Harding*	12:00 pm
Apr. 24	@ Harding	1:00 pm
Apr. 27	Lyon College	3:00 pm
Apr. 30	@ Delta State*	12:00 pm
May 01	@ Delta State	1:00 pm
May 7-11	@ +GSC Tournament	TBA

ALL TIMES CST GSC Opponents in **BOLD**
 *--Doubleheader +--Millington, TN

2004 TIGERS' GAME-BY-GAME RESULTS

DATE	OPPONENT	SCORE
Feb. 20	!Northeastern State	L 3-6
Feb. 20	!@ St. Edward's	L 4-8
Feb. 21	!Northeastern State	W 3-0
Feb. 22	!@ St. Edward's	L 1-5
Feb. 25	@ Lyon	L 1-12
Feb. 27	Williams Baptist	L 3-11
Feb. 28	Williams Baptist	W 5-4
Feb. 28	Williams Baptist	W 7-4
Mar. 02	East Texas Baptist	W 12-6
Mar. 06	@ Arkansas Tech	L 4-12
Mar. 06	@ Arkansas Tech	L 1-8
Mar. 07	@ Arkansas Tech	L 8-10
Mar. 11	Rockford	W 8-5
Mar. 11	Rockford	W 6-3
Mar. 13	West Alabama	W 3-0
Mar. 13	West Alabama	W 6-5
Mar. 14	West Alabama	L 7-11
Mar. 14	West Alabama	L 0-14
Mar. 20	#23 Southern Arkansas	L 0-15
Mar. 20	#23 Southern Arkansas	L 3-10
Mar. 21	#23 Southern Arkansas	L 2-17
Mar. 23	North Alabama	L 0-6;
Mar. 23	North Alabama	W 7-6
Mar. 24	Augustana	L 8-9
Mar. 24	Augustana	W 17-2
Mar. 27	@ Central Arkansas	L 2-8
Mar. 27	@ Central Arkansas	L 1-10
Mar. 28	@ Central Arkansas	L 2-9
Mar. 30	@ East Texas Baptist	L 9-12
Apr. 03	@ Christian Brothers	L 8-9
Apr. 03	@ Christian Brothers	L 0-2
Apr. 04	@ Christian Brothers	L 0-9
Apr. 06	Lyon	L 8-15
Apr. 09	Arkansas-Monticello	W 12-9
Apr. 09	Arkansas-Monticello	L 4-5
Apr. 13	@ Bacone College	L 1-11
Apr. 13	@ Bacone College	L 0-11
Apr. 17	@ Henderson State	L 4-5
Apr. 17	@ Henderson State	L 0-9
Apr. 18	@ Henderson State	W 11-8
Apr. 24	Harding	L 4-9
Apr. 25	Harding	L 4-10
Apr. 25	Harding	L 0-4
Apr. 27	Bacone College	L 8-11
Apr. 27	Bacone College	L 7-10
May 01	@ #3 Delta State	L 0-5 (5)
May 02	@ #3 Delta State	L 3-13
May 02	@ #3 Delta State	L 4-8

GSC games in **BOLD**; !--@ St. Edward's Tournament



SOUTHERN ARKANSAS UNIVERSITY



Quick Facts

Location: Magnolia, AR
 Enrollment: 3,009
 President: Dr. David Rankin
 Athletic Director: Jay Adcox
 Colors: Royal Blue & Old Gold
 Nickname: Muleriders
 Home Field: Mulerider Field (500)
 Dimensions: L-350, C-410, R-340
 SID: Houston Taylor
 SID Office Phone: (870) 235-4104
 SID Home Phone: (870) 695-0076
 SID Office Fax: (870) 901-7219
 SID E-mail: sausid@saumag.edu
 Web Page: www.saumag.edu/athletics
 Press Box Phone: (870) 235-4127

Coaching Information

Head Coach: Mike Godfrey
 Alma Mater (Yr.): Southwest Missouri (1987)
 Record at SAU: 0-0 (1st year)
 Overall Record: 0-0 (1st year)
 Coach's Office Phone: (870) 235-4127
 Best Time to Call: 9:00 am-Noon
 Assistant Coaches: Allen Gum

Team Information

2004 Overall Record: 45-14
 2004 GSC Record: 19-5 (2nd in West)
 Starters Returning/Lost: 5/4
 Lettermen Returning/Lost: 9/9

2005 Schedule

Feb. 11	West Alabama	6:00 pm
Feb. 12	Montevallo	1:00 pm
Feb. 12	Quincy	4:00 pm
Feb. 13	Tusculum	12:00 pm
Feb. 19	@ St. Edward's	1:00 pm
Feb. 20	@ St. Edwards	12:00 pm
Feb. 23	@ Southeast Okla. St.	12:00 pm
Feb. 26	Missouri Valley*	12:00 pm
Feb. 27	Missouri Valley	12:00 pm
Mar. 02	@ West Florida*	1:00 pm
Mar. 05	@ Arkansas-Monticello*	12:00 pm
Mar. 06	@ Arkansas-Monticello	1:00 pm
Mar. 09	Paul Quinn Coll. Tourn.	2:30 pm
Mar. 12	Delta State*	2:00 pm
Mar. 13	Delta State	2:00 pm
Mar. 15	Missouri Western	2:00 pm
Mar. 16	William Carey	2:00 pm
Mar. 19	Ouachita Baptist*	12:00 pm
Mar. 20	Ouachita Baptist	1:00 pm
Mar. 22	Missouri Southern Tourn.	TBA
Mar. 23	Missouri Southern Tourn.	TBA
Mar. 25	Harding*	12:00 pm
Mar. 26	Harding	1:00 pm
Mar. 30	@ Houston Baptist	12:00 pm
Apr. 02	@ Arkansas Tech*	2:00 pm
Apr. 03	@ Arkansas Tech	2:00 pm
Apr. 05	Alabama-Huntsville*	1:00 pm
Apr. 06	Alabama-Huntsville	12:00 pm
Apr. 09	@ Henderson State*	12:00 pm
Apr. 10	@ Henderson State	1:00 pm
Apr. 12	Texas Wesleyan*	2:30 pm
Apr. 13	LSU-Shreveport	6:30 pm
Apr. 20	@ Lyon College	2:00 pm
Apr. 22	Central Baptist*	1:00 pm
Apr. 23	Central Arkansas*	12:00 pm
Apr. 24	Central Arkansas	1:00 pm
Apr. 26	@ Texas Wesleyan*	1:00 pm
Apr. 30	@ Christian Brothers*	12:00 pm
May 01	@ Christian Brothers	1:00 pm
May 7-11	@ +GSC Tournament	TBA

ALL TIMES CST GSC Opponents in **BOLD**
 *—Doubleheader †—Millington, TN

2004 MULERIDERS' GAME-BY-GAME RESULTS

DATE	OPPONENT	SCORE
Jan. 31	@ West Alabama	L 6-8
Jan. 31	@ West Alabama	L 0-6
Feb. 01	@ West Alabama	W 2-1
Feb. 17	LSU-Shreveport	W 12-0
Feb. 20	@ West Florida	W 4-1
Feb. 21	@ West Florida	L 5-6
Feb. 21	@ West Florida	L 2-7
Feb. 26	@ Southeastern OK St.	L 3-10
Feb. 26	@ Southeastern OK St.	W 5-4 (8)
Feb. 28	Missouri Valley	W 4-1
Feb. 28	Missouri Valley	W 12-2
Feb. 29	Missouri Valley	L 3-6
Mar. 02	Grambling State	W 24-5
Mar. 03	East Central	W 17-2
Mar. 03	East Cental	W 11-5
Mar. 06	Arkansas-Monticello	W 10-4; W 10-8
Mar. 07	Arkansas-Monticello	W 12-10
Mar. 10	Southeastern OK St.	W 19-8
Mar. 10	Southeastern OK St.	W 16-7
Mar. 13	@ #5 Delta State	W 3-2
Mar. 14	@ #5 Delta State	L 3-4
Mar. 14	@ #5 Delta State	L 3-4
Mar. 16	!Lincoln	W 9-1
Mar. 16	!Lincoln	W 18-5
Mar. 17	@ Missouri Southern	W 9-2
Mar. 20	@ Ouachita Baptist	W 15-0
Mar. 20	@ Ouachita Baptist	W 10-3
Mar. 21	@ Ouachita Baptist	W 17-2
Mar. 23	@ LeTourneau	W 11-0
Mar. 23	@ LeTourneau	W 11-2
Mar. 27	Harding	W 16-0
Mar. 27	Harding	W 12-0
Mar. 28	Harding	W 13-12
Apr. 03	@ Arkansas Tech	W 9-7
Apr. 03	@ Arkansas Tech	W 13-7
Apr. 04	@ Arkansas Tech	L 2-3
Apr. 05	Houston Baptist	W 5-4
Apr. 05	Houston Baptist	W 9-5
Apr. 09	Henderson State	W 11-4
Apr. 09	Henderson State	W 14-8
Apr. 10	Henderson State	W 10-4
Apr. 20	LeTourneau	W 16-2
Apr. 22	Central Baptist	W 12-2
Apr. 22	Central Baptist	W 15-5
Apr. 24	@ Central Arkansas	L 3-5
Apr. 25	@ Central Arkansas	L 5-16
Apr. 25	@ Central Arkansas	W 10-1
May 01	Christian Brothers	W 9-6
May 02	Christian Brothers	W 3-1
May 02	Christian Brothers	W 9-7
May 06	\$Valdosta State	W 4-2
May 07	\$West Florida	W 8-4
May 08	\$Delta State	L 11-16
May 08	\$West Alabama	W 7-3
May 09	\$Valdosta State	L 1-3
May 15	%St. Mary's (TX)	W 10-7
May 15	%Delta State	L 5-6
May 16	%Incarnate Word	W 17-14
May 16	%Delta State	L 2-24

GSC Opponents in **BOLD**; !--@ Pittsburg, KS; \$--@ GSC Tournament (Millington, TN); %--@ NCAA Regionals (DSU)

2004 GSC BASEBALL YEAR IN REVIEW

GSC FINAL STANDINGS

EAST DIVISION

Team	CONFERENCE			OVERALL			Pct.	Streak
	W	L	Pct.	W	L	T		
\$!West Florida	15	6	.714	29	21	0	.580	L-2
!Alabama-Huntsville	14	6	.700	36	17	0	.679	L-2
!Valdosta State	14	7	.667	33	26	0	.559	L-1
!West Alabama	10	9	.526	33	22	0	.600	L-1
West Georgia	9	11	.450	33	16	0	.674	L-1
North Alabama	8	11	.421	34	20	1	.627	L-1
Montevallo	6	15	.286	26	27	0	.491	W-2
Lincoln Memorial	5	16	.238	17	36	1	.324	L-2

WEST DIVISION

Team	CONFERENCE			OVERALL			Pct.	Streak
	W	L	Pct.	W	L	T		
%*\$!Delta State	19	3	.864	54	11		.831	W-2
*!Southern Arkansas	19	5	.792	45	14		.763	L-1
!Central Arkansas	16	7	.696	33	24		.579	L-2
!Arkansas Tech	13	10	.556	31	23		.574	L-2
Harding	11	12	.478	25	22		.532	L-3
Christian Brothers	9	15	.375	22	27		.449	L-8
Henderson State	8	15	.348	18	32		.360	L-3
Arkansas-Monticello	6	15	.286	26	24		.520	L-4
Ouachita Baptist	2	21	.087	12	36		.250	L-8

\$--Division Champion; *--NCAA Regional Qualifier

!--Clinched GSC Tournament berth; GSC Champion in **BOLD**; %--NCAA Champion

2004 GSC TOURNAMENT

(@ USA Stadium, Millington, TN)

RESULTS

THURSDAY, MAY 6

Central Arkansas 10, Alabama-Huntsville 4
Delta State 12, West Alabama 11 (11)
West Florida 9, Arkansas Tech 4
Southern Arkansas 4, Valdosta State 2

FRIDAY, MAY 7

West Alabama 5, Alabama-Huntsville 4 (UAH eliminated)
Delta State 6, Central Arkansas 5
Valdosta State 20, Arkansas Tech 2 (ATU eliminated)
Southern Arkansas 8, West Florida 4
Valdosta State 7, Central Arkansas 6 (11) (UCA eliminated)
West Alabama 6, West Florida 4 (UWF eliminated)

SATURDAY, MAY 8

Delta State 16, Southern Arkansas 11
Valdosta State 10, Delta State 9
Southern Arkansas 7, West Alabama 3 (UWA eliminated)

SUNDAY, MAY 9

Valdosta State 3, Southern Arkansas 1 (SAU eliminated)
Delta State 22, Valdosta State 5 (VSU eliminated)

GSC ALL-TOURNAMENT TEAM

Mark Broome, Delta State (Most Outstanding Player)
Chris Reed, Delta State
Brad Lightsey, Delta State
Clay Smith, Delta State
Jud Thigpen, Delta State
John McDonald, Valdosta State
Michael Martin, Valdosta State
Greg Connell, Valdosta State
Greg Adams, Valdosta State
Brandon Boles, West Alabama
Dustin Roberts, West Alabama
Dustin Eisenbraun, Southern Arkansas

GSC IN THE NCAA TOURNAMENT

SOUTH CENTRAL REGIONAL TOURNAMENT (@ Delta State University)

Southern Arkansas 10, St. Mary's (TX) 7
Delta State 5, Incarnate Word 4
Incarnate Word 9, St. Mary's (TX) 3 (SMU eliminated)
Delta State 6, Southern Arkansas 5
Southern Arkansas 17, Incarnate Word 14 (UIW eliminated)
Delta State 24, Southern Arkansas 2 (SAU eliminated)

NCAA CHAMPIONSHIP TOURNAMENT (@ Paterson Field, Montgomery, AL)

Bryant 11, Rollins 3
Grand Valley State 2, Cal State-Chico 1 (12)
Columbus State 10, Kutztown 8
Delta State 6, Central Missouri State 5 (10)
Rollins 10, Cal State-Chico 3
Grand Valley State 5, Bryant 2
Central Missouri State 7, Kutztown 3
Delta State 14, Columbus State 5
Central Missouri State 14, Bryant 3
Rollins 11, Columbus State 10
Central Missouri State 12, Delta State 9
Grand Valley State 11, Rollins 4
Delta State 10, Central Missouri State 9
Delta State 12, Grand Valley State 8 (DSU wins Title)

GSC ALL-AMERICAN HONORS

ABCA/Rawlings

First Team

SS-Robert Morgan, Valdosta State
OF-Jud Thigpen, Delta State
DH-Chris Reed, Delta State

Second Team

3B-Mark Broome, Delta State

Third Team

1B-Bobby Beeson, Southern Arkansas
OF-Aharon Eggleston, Southern Arkansas

Position Player of the Year: Jud Thigpen, Delta State

Player of the Year: Jud Thigpen, Delta State

Coach of the Year: Mike Kinnison, Delta State

GSC Players in 2004 MLB Draft

Round	Pick	Club	Name	Pos.	School
10	295	Kansas City	Bobby Beeson	P	SAU
29	877	Oakland	Wes Long	SS	UAH
32	948	Cincinnati	Robert Wachman	P	VSU
33	975	Tampa Bay	Patrick Cottrell	SS	UWF
38	1140	St. Louis	Adam Burton	C	UAM
41	1230	St. Louis	Mark Broome	3B	DSU

ALL-GSC TEAM

FIRST TEAM

EAST DIVISION		WEST DIVISION	
POS	PLAYER, SCHOOL	POS	PLAYER, SCHOOL
C	Jared Rolen, UWG	C	Adam Burton, UAM
1B	Jake Tippee, UNA	1B	Bobby Beeson, SAU
2B	Brandon Boles, UWA	2B	Matthew Threet, ATU
@3B	Greg Connell, VSU	2B	Victor Duke, SAU
3B	Patick Cottrell, UWF	3B	Zak Clark, UCA
SS	Robert Morgan, VSU	3B	Mark Broome, DSU
OF	Ryan Cox, UAH	@SS	Chris Dickens, UCA
OF	John McDonald, VSU	SS	Eric Patten, DSU
OF	Rafael Farrell, UWA	OF	Jud Thigpen, DSU
OF	Peter Antoske, UWF	OF	Brad Wallace, HSU
OF	Brandon Lewis, UWG	OF	Chipper Crum, SAU
DH	Dustin Carter, UWA	OF	Aharon Eggleston, SAU
SP	Tyde Meadows, UAH	DH	Ken Merrill, UAM
SP	Sergio Romo, UNA	SP	Teddy Willing, ATU
SP	Adam Lingenfelter, VSU	SP	Drew Parr, UCA
SP	Todd Androsko, UWF	SP	Matt McAlpin, DSU
RP	Clint Chambless, UWA	SP	Bobby Beeson, SAU
		RP	Dustin Eisenbraun, SAU

SECOND TEAM

EAST DIVISION		WEST DIVISION	
POS	PLAYER, SCHOOL	POS	PLAYER, SCHOOL
1B	Ryan Fillingim, UWF	C	Brad Goss, ATU
2B	Mike Klug, UNA	C	Craig Newton, DSU
SS	Job Fugice, UNA	C	Dustin Perry, HSU
SS	Harris Lee, UWG	1B	Ryan White, ATU
OF	Jeff Branch, UM	1B	Justin Cone, HU
OF	Mark Enders, UNA	2B	Barrett Ward, UCA
OF	Dustin Roberts, UWA	2B	Clay Smith, DSU
OF	Ben Phillips, UWG	2B	Jake Kirby, HU
OF	Antwon Ammons, UWG	3B	Morgan Trotter, HU
DH	Will Partridge, UM	SS	Angelo Lucchesi, CBU
SP	Taylor Pontius, UAH	SS	Jeremy Beach, HSU
SP	Bryan Lee, UWF	OF	Jake Dickinson, ATU
SP	Aaron Archambeau, UWF	OF	Brian Post, UCA
SP	Jason Ledbetter, UWG	DH	Chris Reed, DSU
SP	Josh Edwards, UWG	SP	Josh McClain, UAM
RP	Lee Boyd, UWA	SP	Josh Barton, DSU
		SP	Mark Connett, HU
		SP	Brian Barr, SAU
		RP	Randy Schrock, UAM

@ - Voted to team as an Additional infielder.

East Division Player of the Year Robert Morgan, Valdosta State	West Division Player of the Year Bobby Beeson, Southern Arkansas
East Division Freshman of the Year Peter Antoske, West Florida	West Division Freshman of the Year Matt Warren, Central Arkansas Jeremy Hambrice, Southern Arkansas
GSC Coach of the Year Mike Kinnison, Delta State	

GSC ALL-ACADEMIC TEAM

NAME	SCHOOL	YEAR	GPA	MAJOR	POS
Ryan Cox	Alabama-Huntsville	JR	3.57	Civil Engineering	OF
Kyle Olson	Alabama-Huntsville	SR	3.91	Computer Engineering	P/DH
Zack Smith	Arkansas-Monticello	SR	3.91	Health & Physical Education	3B
Brian DeJean	Christian Brothers	JR	3.93	Mechanical Engineering	DH
Kyle Dorgan	Christian Brothers	SR	3.83	Chemical Engineering	OF
Chad Lopes	Christian Brothers	JR	3.92	Business	P
Ben Boyd	Harding	SR	3.89	Chemistry	1B
Jake Kirby	Harding	SR	3.86	Management	2B
Mark Enders	North Alabama	SR	3.85	Environmental Biology	OF
Michael McLanahan	Ouachita Baptist	SR	3.90	Accounting	OF
Bobby Beeson	Southern Arkansas	JR	3.21	Health, Kinesiology, Rec.	P/1B

GSC PLAYERS AND PITCHERS OF THE WEEK

EAST DIVISION			WEST DIVISION		
DATE	PLAYER	PITCHER	DATE	PLAYER	PITCHER
03/10/04	SS--Wes Long, UAH	SP--Adam Lingenfelter, VSU	03/10/04	1B/DH--Bobby Beeson, SAU	SP--Teddy Willing, ATU
03/16/04	1B--Dustin Carter, UWA	SP--Ryan Vinson, UAH	03/16/04	1B/DH--Clayton Childers, SAU	SP--Charlie Soukup, CBU
03/23/04	OF--Trent Preuitt, UM	SP--Tyde Meadows, UAH	03/23/04	UT--Bert Pickerd, DSU	SP--Bobby Beeson, SAU
03/30/04	OF--Dustin Roberts, UWA	SP--Sergio Romo, UNA	03/30/04	OF--Jud Thigpen, DSU	SP--Drew Parr, UCA
04/06/04	CF--Ryan Cox, UAH	RP--Scott Daugherty, UWF	04/06/04	1B/P--Justin Cone, HU	SP--Drew Parr, UCA
04/13/04	SS--Robert Morgna, VSU	SP--Sergio Romo, UNA	04/13/04	CF--Aharon Eggleston, SAU	SP--Matt McAlpin, DSU
04/20/04	2B--Mike Klug, UNA	SP--Bryan Lee, UWF	04/20/04	LF--Brian Post, UCA	SP--Drew Parr, UCA
04/27/04	CF--Ryan Cox, UAH	SP--Shane Martin, UWA	04/27/04	1B--Zak Clark, UCA	SP--Teddy Willing, ATU
05/04/04	OF--Dustin Roberts, UWA	SP--Bryan Lee, UWF	05/04/04	LF--Brian Post, UCA	SP--Teddy Willing, ATU

2004 GSC FINAL STATISTICS

BATTING

TEAM BATTING

	<u>AVG</u>	<u>G</u>	<u>AB</u>	<u>R</u>	<u>H</u>	<u>2B</u>	<u>3B</u>	<u>HR</u>	<u>RBI</u>	<u>TB</u>	<u>SLG%</u>	<u>BB</u>	<u>HBP</u>	<u>SO</u>	<u>GDP</u>	<u>OB%</u>	<u>SF</u>	<u>SH</u>
Delta State	.351	65	2210	605	775	149	16	77	563	1187	.537	242	106	260	42	.431	49	9
Southern Ark.	.340	60	1923	549	653	118	27	64	480	1017	.529	282	73	243	28	.434	44	23
North Alabama	.337	55	1707	413	576	115	21	37	348	844	.494	192	48	232	28	.416	14	47
Central Arkansas	.324	57	1881	453	609	130	7	42	402	879	.467	225	84	278	41	.415	23	43
Valdosta State	.322	59	2009	443	647	122	12	48	391	937	.466	199	59	364	30	.393	33	33
Montevallo	.316	53	1693	371	535	82	14	46	331	783	.462	174	73	301	20	.399	21	21
Ark.-Monticello	.316	51	1558	346	492	111	10	39	310	740	.475	168	73	262	32	.402	26	19
West Alabama	.314	55	1768	401	556	119	12	44	349	831	.470	162	96	275	29	.397	22	19
West Georgia	.311	49	1520	370	473	95	17	47	318	743	.489	190	45	229	21	.398	23	18
Ala.-Huntsville	.310	53	1643	353	509	109	18	42	302	780	.475	210	44	286	27	.397	25	7
West Florida	.300	50	1624	307	487	97	11	22	268	672	.414	151	48	264	24	.374	12	37
Harding	.298	46	1392	269	415	96	3	36	239	625	.449	139	53	228	19	.378	22	25
Arkansas Tech	.296	54	1654	326	490	99	6	49	294	748	.452	181	72	299	30	.386	20	18
Christian Bros.	.293	48	1520	307	445	94	7	19	270	610	.401	198	62	254	34	.391	21	21
Henderson State	.284	50	1501	310	427	117	5	47	275	695	.463	180	71	286	20	.382	23	17
Ouachita Baptist	.279	48	1396	210	389	78	3	13	174	512	.367	120	29	242	32	.346	8	17
Lincoln Memorial	.277	54	1734	316	480	93	4	28	278	665	.384	233	53	327	26	.375	20	24

INDIVIDUAL BATTING

(Minimum 2.5 AB/Team Game)

	<u>AVG</u>	<u>GP-GS</u>	<u>AB</u>	<u>R</u>	<u>H</u>	<u>2B</u>	<u>3B</u>	<u>HR</u>	<u>RBI</u>	<u>TB</u>	<u>SLG%</u>	<u>BB</u>	<u>HBP</u>	<u>SO</u>	<u>GDP</u>	<u>OB%</u>	<u>SF</u>	<u>SH</u>
Robert Morgan, VSU	.436	59-59	250	67	109	32	2	9	53	172	.688	18	9	20	2	.484	4	2
Aharon Eggleston, SAU	.431	60-60	239	87	103	17	4	1	55	131	.548	23	14	18	3	.502	3	1
Jud Thigpen, DSU	.429	65-65	261	75	112	24	2	14	80	182	.697	29	12	33	3	.502	3	0
Chris Reed, DSU	.414	59-57	203	65	84	10	3	4	57	112	.552	36	8	24	5	.514	2	1
Ken Merrill, UAM	.409	49-49	171	45	70	23	0	10	60	123	.719	22	9	25	3	.490	4	0
Bobby Beeson, SAU	.399	53-53	188	52	75	16	3	11	74	130	.691	30	2	11	4	.465	10	0
Ryan White, ATU	.395	54-54	172	42	68	19	0	6	41	105	.610	29	14	24	5	.514	1	0
Peter Antoske, UWF	.394	47-41	160	42	63	11	1	6	27	94	.588	10	6	13	7	.444	2	1
Brandon Boles, UWA	.389	55-55	208	51	81	14	3	5	41	116	.558	14	25	16	4	.482	2	2
Zak Clark, UCA	.388	57-57	224	64	87	23	3	5	60	131	.585	23	11	27	2	.465	2	2

Runs scored

Aharon Eggleston, SAU	81
Mark Broome, DSU	78
Eric Patten, DSU	70
Robert Morgan, VSU	67
Chipper Crum, SAU	66
Jud Thigpen, DSU	64
Zak Clark, UCA	64
Brandon Lewis, UWG	61
Mark Enders, UNA	61
2 tied at	58

Hits

Robert Morgan, VSU	109
Jud Thigpen, DSU	95
Aharon Eggleston, SAU	95
Zak Clark, UCA	87
Mark Broome, DSU	85
Greg Connell, VSU	84
John McDonald, VSU	81
Brandon Boles, UWA	81
Patrick Cottrell, UWF	78
2 tied at	74

Runs batted in

Bobby Beeson, SAU	69
Jud Thigpen, DSU	68
Brian Post, UCA	64
Zak Clark, UCA	60
Bert Pickard, DSU	60
Ken Merrill, UAM	59
Chipper Crum, SAU	59
Greg Connell, VSU	58
John McDonald, VSU	57
Harris Lee, UWG	57

Doubles

Robert Morgan, VSU	32
Patrick Cottrell, UWF	24
Zak Clark, UCA	23
Ken Merrill, UAM	22
Ryan Cox, UAH	21
Dustin Perry, HSU	21
Chris Dickens, UCA	20
Brian Post, UCA	19
Mark Enders, UNA	19
Ryan White, ATU	19

Triples

Mike Klug, UNA	7
Ben Phillips, UWG	6
Daniel Henderson, UAM	5
John McDonald, VSU	5
Will Patridge, UM	5
Victor Duke, SAU	5
James Barksdale, UNA	4
Aharon Eggleston, SAU	4
17 tied at	3

Home runs

Mark Broome, DSU	14
Ross Boudreaux, SAU	13
Harris Lee, UWG	13
Jud Thigpen, DSU	13
Dustin Roberts, UWA	13
Brad Wallace, HSU	13
Cody Deal, HSU	11
Bobby Beeson, SAU	11
5 tied at	10

2004 GSC Final Statistics (cont.)

Batting (cont.)

Total bases

Robert Morgan, VSU	172
Jud Thigpen, DSU	156
Mark Broome, DSU	147
Zak Clark, UCA	131
John McDonald, VSU	131
Greg Connell, VSU	128
Harris Lee, UWG	125
Brian Post, UCA	123
Aharon Eggleston, SAU	121
Bobby Beeson, SAU	121

Walks

Brent Foster, SAU	50
Chipper Crum, SAU	38
Rafael Farrell, UWA	38
Brian Post, UCA	36
Corey Consuegra, UWG	34
Kyle Dorgan, CBU	33
Chris Reed, DSU	33
4 tied at	32

Hit by pitch

Brandon Boles, UWA	25
Craig Newton, DSU	19
Dustin Perry, HSU	18
Eric Patten, DSU	18
Sherwood Colette, UAM	16
Ben Neely, HU	16
Matthew Threet, ATU	15
4 tied at	14

Sac bunts

Brock Beck, UNA	17
Casey Gierke, UWF	12
Latarius Harris, CBU	10
Josh Owsley, VSU	9
Chad Wilfawn, UNA	8
Jarret Dring, UWF	8
Job Fugice, UNA	8
7 tied at	7

Sac flies

Bobby Beeson, SAU	10
Bert Pickard, DSU	8
Chipper Crum, SAU	8
Brad Goss, ATU	7
Greg Adams, VSU	6
David West, UAH	6
Brett Donahoo, DSU	6
Brandon Kimbrough, HU	6
Ross Boudreaux, SAU	6
Matthew Threet, ATU	6

Stolen bases

Aharon Eggleston, SAU	35
Brandon Lewis, UWG	35
Brandon Boles, UWA	31
Angelo Lucchesi, CBU	30
Victor Duke, SAU	27
A.J. Ray, UWA	26
Chipper Crum, SAU	25
Rafael Farrell, UWA	24
Mike Klug, UNA	20
Matthew Threet, ATU	19

FIELDING

Fielding pct

Jud Thigpen, DSU	1.000
Ben Phillips, UWG	1.000
Drew Kurosaki, OBU	1.000
Chris Reed, DSU	1.000
Bobby Beeson, SAU	.995
Matthew Threet, ATU	.993
A.J. Ray, UWA	.992
Jonathon Samikkannu, CBU	.991
Brian Post, UCA	.991
Dustin Roberts, UWA	.990

Chances

Ryan White, ATU	457
Jake Tippee, UNA	443
Ryan Fillingim, UWF	421
Bert Pickard, DSU	400
Matt Rucker, VSU	379
Bobby Beeson, SAU	366
Scott Wheeler, OBU	365
Bill Thompson, UM	357
Josh Owsley, VSU	347
Casey Gierke, UWF	334

Putouts

Ryan White, ATU	432
Jake Tippee, UNA	400
Ryan Fillingim, UWF	385
Bert Pickard, DSU	376
Bill Thompson, UM	340
Bobby Beeson, SAU	329
Matt Rucker, VSU	329
Josh Owsley, VSU	325
Scott Wheeler, OBU	318
Casey Gierke, UWF	312

Assists

Robert Morgan, VSU	203
Hunter Vick, UWF	176
Scott Needs, UWA	173
Matthew Threet, ATU	166
Wes Long, UAH	165
Angelo Lucchesi, CBU	163
Jimmy Godfrey, ATU	154
David West, UAH	150
Eric Patten, DSU	149
Armando Alvarez, SAU	142

Fielding double plays

Ryan White, ATU	50
Matthew Threet, ATU	48
Wes Long, UAH	41
David West, UAH	40
Jimmy Godfrey, ATU	39
John Raymond Hehn, CBU	37
Jake Tippee, UNA	36
Brandon Boles, UWA	36
3 tied at	34

Passed balls

Mike Mendenhall, UNA	24
Adam Burton, UAM	18
Cody Hyde, UNA	17
Matt Rucker, VSU	17
Ross Boudreaux, SAU	15
Kevin Coleman, ATU	13
Craig Newton, DSU	12
Randal Minton, UWA	11
Brad Goss, ATU	11
4 tied at	10

PITCHING

TEAM PITCHING

	<u>ERA</u>	<u>W-L</u>	<u>G</u>	<u>CG</u>	<u>SHO/CBO</u>	<u>SV</u>	<u>IP</u>	<u>H</u>	<u>R</u>	<u>ER</u>	<u>BB</u>	<u>SO</u>	<u>2B</u>	<u>3B</u>	<u>HR</u>	<u>AB</u>	<u>B/Avg</u>	<u>WP</u>	<u>HBP</u>
West Georgia	3.90	33-16	49	9	7/4	6	378.0	390	235	164	150	311	52	6	32	1479	.264	31	46
Alabama-Huntsville	4.40	36-17	53	8	2/2	6	409.0	452	244	200	153	317	74	8	27	1593	.284	36	57
Southern Arkansas	4.60	45-15	60	19	5/1	7	461.2	536	303	236	140	318	100	12	25	1863	.288	32	59
West Florida	4.63	29-21	50	8	2/1	7	416.1	465	265	214	137	370	80	11	27	1643	.283	24	59
Delta State	4.77	54-11	65	8	2/1	14	525.0	577	325	278	211	388	123	13	33	2061	.280	49	53
Arkansas Tech	4.81	31-23	54	16	5/2	4	413.2	464	281	221	165	258	65	3	33	1632	.284	33	40
Harding	5.07	25-21	46	17	5/2	3	349.2	356	239	197	189	260	78	11	29	1333	.267	40	48
North Alabama	5.08	34-20	55	13	5/3	8	414.1	451	280	234	124	316	101	7	34	1636	.276	36	53
West Alabama	5.54	33-22	55	5	3/2	15	437.1	457	316	269	185	292	86	11	34	1703	.268	59	83
Arkansas-Monticello	5.73	26-24	51	7	2/2	7	385.0	491	341	245	190	269	115	5	40	1577	.311	46	57
Central Arkansas	5.74	33-23	57	8	2/0	8	445.2	585	374	284	158	330	103	7	48	1862	.314	30	63
Valdosta State	5.90	33-26	59	12	1/0	5	485.1	603	401	318	250	449	109	14	35	1989	.303	74	53
Christian Brothers	6.17	21-27	48	9	2/1	4	375.0	490	315	257	194	227	109	8	34	1525	.321	33	52
Montevallo	6.57	26-27	53	2	2/2	6	409.2	598	412	299	141	286	88	11	40	1791	.334	55	54
Lincoln Memorial	7.60	17-36	54	13	0/0	1	426.1	634	476	360	195	224	166	13	71	1884	.337	48	77
Ouachita Baptist	7.97	12-36	48	10	2/1	7	344.1	478	390	305	170	159	114	15	36	1446	.331	46	67
Henderson State	8.72	18-31	50	9	1/0	1	373.2	553	423	362	221	196	125	17	45	1611	.343	31	84

INDIVIDUAL PITCHING

(Minimum 1.0 IP/Team Game)

	<u>App</u>	<u>ERA</u>	<u>W-L</u>	<u>Sv</u>	<u>IP</u>	<u>H</u>	<u>R</u>	<u>ER</u>	<u>BB</u>	<u>SO</u>
Drew Parr UCA	17	2.17	12-2	0	91.1	65	27	22	18	112
Adam Lingenfelter VSU	13	2.59	7-3	0	87.0	96	29	25	26	86
Aaron Archambeau UWF	12	2.78	7-1	0	55.0	59	28	17	32	47
Teddy Willing ATU	15	2.80	10-3	0	90.0	82	33	28	26	64
Ryne Lawson UWA	13	2.90	4-3	0	62.0	49	33	20	27	38
Bobby Beeson SAU	17	2.92	11-3	0	104.2	97	42	34	22	92
Todd Androsko UWF	15	3.05	7-4	0	88.2	84	42	30	27	95
Jason Ledbetter UWG	14	3.09	7-3	0	78.2	73	43	27	24	68
Josh Edwards UWG	14	3.29	6-3	0	54.2	55	35	20	24	40
Taylor Pontius UAH	14	3.38	6-1	0	64.0	58	26	24	19	60

Wins	CL	G	W-L	Innings Pitched	CL	G	IP	IP/G
Josh Barton DSU	SR	17	12-1	Bobby Beeson SAU	JR	17	104.2	6.16
Drew Parr UCA	SR	17	12-2	Bryan Lee UWF	JR	17	102.0	6.00
Brad Lightsey DSU	JR	19	11-1	Matt McAlpin DSU	SR	19	101.0	5.32
Bobby Beeson SAU	JR	17	11-3	Sergio Romo UNA	JR	17	97.2	5.75
Matt McAlpin DSU	SR	19	10-1	Josh Barton DSU	SR	17	96.2	5.69
Teddy Willing ATU	SR	15	10-3	Robbie Wachman VSU	JR	17	93.2	5.51
Sergio Romo UNA	JR	17	10-3	Drew Parr UCA	SR	17	91.1	5.37
Brian Barr SAU	SR	16	9-3	Mark Connett HU	SR	14	91.0	6.50
Bryan Lee UWF	JR	17	9-3	Teddy Willing ATU	SR	15	90.0	6.00
Robbie Wachman VSU	JR	17	9-3	2 tied with 88.2 inning(s) pitched				

Strikeouts	CL	G	SO	SO/G	Appearances	CL	App	GS	W	L	Sv
Drew Parr UCA	SR	17	112	11.04	Zach Barnett UCA	SO	25	0	3	0	2
Sergio Romo UNA	JR	17	102	9.40	Justin Jones UM	SR	24	7	5	4	4
Robbie Wachman VSU	JR	17	102	9.80	Lee Boyd UWA	JR	23	3	6	1	2
Todd Androsko UWF	SO	15	95	9.64	Matt Chambless UWA	FR	23	7	4	4	3
Bobby Beeson SAU	JR	17	92	7.91	Randy Schrock UAM	FR	22	0	2	3	5
Bryan Lee UWF	JR	17	90	7.94	Matt Howard LMU	FR	22	3	0	4	0
Mark Connett HU	SR	14	88	8.70	Ben Blankenship UM	SR	22	9	2	3	1
Adam Lingenfelter VSU	SR	13	86	8.90	4 tied with 21 appearance(s)						
Daniel Roehl UWG	JR	14	79	8.89							
Josh Barton DSU	SR	17	75	6.98							

2004 GSC Final Statistics (cont.)
Pitching (cont.)

Saves	CL	G	Sv	Games Started	CL	App	GS	W	L	Sv
Clint Chambless UWA	JR	18	8	Bryan Lee UWF	JR	17	16	9	3	0
Dustin Eisenbraun SAU	SR	20	7	Josh Barton DSU	SR	17	16	12	1	0
Chris Reed DSU	SR	20	7	Mark Parsons LMU	FR	19	16	4	9	0
Jay Carpenter OBU	SR	18	5	Todd Androsko UWF	SO	15	15	7	4	0
Randy Schrock UAM	FR	22	5	Matt McAlpin DSU	SR	19	15	10	1	1
Justin Jones UM	SR	24	4	Brad Lightsey DSU	JR	19	15	11	1	1

6 tied with 3 save(s) 5 tied with 14 game(s) started

SHUTOUTS	CL	G	ShO	COMPLETE GAMES	CL	App	GS	CG	W	L
Bobby Beeson SAU	JR	17	2	Sergio Romo UNA	JR	17	12	9	10	3
Jason Ledbetter UWG	SR	14	2	Bobby Beeson SAU	JR	17	14	8	11	3
Drew Parr UCA	SR	17	2	Teddy Willing ATU	SR	15	13	7	10	3
Michael Davis HU	SO	11	2	Mark Connett HU	SR	14	13	7	6	5
Jarrold Fannin ATU	SR	14	2	Brian Barr SAU	SR	16	13	7	9	3
14 tied with 1 shutout(s)				Robbie Wachman VSU	JR	17	12	6	9	3
				Drew Parr UCA	SR	17	12	6	12	2
				Chad Nolan CBU	SR	12	12	6	3	5
				Justin Goodrich HU	SR	13	13	6	7	3

5 tied with 5 complete game(s)

NCAA WINNINGEST ACTIVE DIVISION II COACHES

(Minimum five years as a Division II coach; includes record at four-year colleges only)

BY PERCENTAGE						BY VICTORIES					
Coach	Years	Won	Lost	Tied	Pct.	Coach	Years	Won	Lost	Tied	Pct.
1. Mike Kinnison, DSU	8	370	96	0	.794	1. Tommy Thomas, VSU	37	1,234	743	6	.624
2. Frank Vieira, New Haven	42	1,079	293	5	.785	2. Frank Vieira, New Haven	42	1,079	293	5	.785
3. Mike Sansing, Kennesaw St.	15	674	257	0	.724	3. Joe Roberts, Armstrong Atlantic St.	25	1,002	469	5	.681
4. Mike Metheny, SE OK State	24	967	372	2	.722	4. Mike Metheny, SE OK State	24	967	372	2	.722
5. Bob Fornelli, Emporia State	8	342	135	0	.717	5. Irish O'Reilly, Lewis	26	953	635	8	.600
6. Dusty Rhodes, North Florida	17	719	295	0	.709	6. Dean Bowyer, Minn. St. Mank.	29	918	468	7	.662
7. Mike Lane, UNA	21	770	317	11	.706	7. Gary Collins, SIU-Edwardsville	25	814	548	6	.597
8. Lindsay Meggs, Cal St. Chico	11	450	191	3	.701	8. Warren Turner, MO Southern St.	28	773	588	3	.568
9. Charlie Migl, St. Mary's (TX)	18	665	296	0	.692	9. Mike Lane, UNA	21	770	317	11	.706
9. Britt Bonneau, Abil. Christian	8	321	150	1	.681	10. Dick Vining, C.W. Post	39	728	600	15	.548
20. David Fowlkes, UWG	14	456	254	0	.642	16. Jim Spooner, UWF	22	655	500	1	.567
29. Tommy Thomas, VSU	37	1,234	743	6	.624	30. Gary Rundles, UWA	17	476	387	6	.551
49. Jim Spooner, UWF	22	655	500	1	.567	33. David "Doc" Fowlkes, UWG	14	456	254	0	.642
						42. Mike Kinnison, DSU	8	370	96	0	.794

2004 NCAA ATTENDANCE LEADERS

TOTAL HOME ATTENDANCE				AVERAGE HOME ATTENDANCE			
Team	Dates	Attendance	Avg.	Team	Dates	Attendance	Avg.
1. North Florida	27	11,929	442	1. North Florida	27	11,929	442
2. DELTA STATE	23	9,089	395	2. DELTA STATE	23	9,089	395
3. Cal St. Chico	17	6,204	365	3. Armstrong Atlantic State	32	7,266	227
4. Dallas Baptist	17	6,185	364	4. Mesa State	24	7,163	298
5. North Dakota State	9	3,146	350	5. South Carolina-Aiken	34	7,058	208
6. UC-Davis	21	6,507	310	6. Central Missouri State	24	6,610	275
7. Carson-Newman	16	4,951	309	7. UC-Davis	21	6,507	310
8. Mesa State	24	7,163	298	8. St. Leo	25	6,454	258
9. Central Missouri State	24	6,610	275	9. Cal State Chico	17	6,204	365
10. MONTEVALLO	20	5,501	275	10. Dallas Baptist	17	6,185	364
11. SOUTHERN ARKANSAS	17	4,627	272	11. VALDOSTA STATE	23	6,162	268
13. VALDOSTA STATE	23	6,162	268	12. WEST FLORIDA	25	5,568	223
17. WEST ALABAMA	17	4,350	256	13. MONTEVALLO	20	5,501	275
23. WEST FLORIDA	25	5,568	223	19. SOUTHERN ARKANSAS	17	4,627	272
26. ARKANSAS TECH	17	3,726	219	21. WEST ALABAMA	17	4,350	256
				26. ARKANSAS TECH	17	3,726	219
				28. HENDERSON STATE	20	3,676	184

GSC ANNUAL STANDINGS

(GSC Champion in BOLD)

1972

EAST DIVISION				
SCHOOL	CONFERENCE	PCT	OVERALL	PCT
Jacksonville State			28-7	.800
Tennessee-Martin			21-9	.700
North Alabama			10-19	.345
Troy State			8-24	.250

WEST DIVISION				
SCHOOL	CONFERENCE	PCT	OVERALL	PCT
West Alabama			25-9	.735
Nicholls State			25-14	.641
Delta State			21-14	.600
Southeastern Louisiana			11-22	.333

1973

EAST DIVISION				
SCHOOL	CONFERENCE	PCT	OVERALL	PCT
Jacksonville State	11-2	.846	25-8	.758
Tennessee-Martin	6-5	.545	20-10	.667
Troy State	6-7	.462	15-12	.556
West Alabama	6-8	.429	21-14	.600
North Alabama	3-10	.231	11-16	.407

WEST DIVISION				
SCHOOL	CONFERENCE	PCT	OVERALL	PCT
Nicholls State	7-3	.700	24-13	.649
Northwestern State	7-3	.700	22-13	.629
Southeastern Louisiana	7-3	.700	19-12	.613
Delta State	3-5	.375	19-10	.655
Mississippi College	0-10	.000	4-21	.160

1974

EAST DIVISION				
SCHOOL	CONFERENCE	PCT	OVERALL	PCT
Jacksonville State	10-4	.714	30-17	.638
North Alabama	9-5	.643	22-10	.688
Troy State	9-7	.563	22-13	.606
Tennessee-Martin	7-9	.438	17-15	.531
West Alabama	1-13	.071	18-23	.439

WEST DIVISION				
SCHOOL	CONFERENCE	PCT	OVERALL	PCT
Nicholls State	10-6	.625	33-22	.600
Northwestern State	10-6	.625	23-20	.535
Delta State	10-6	.625	30-15	.667
Southeastern Louisiana	6-8	.429	16-18	.471
Mississippi College	2-12	.143	15-16	.484

1975

EAST DIVISION				
SCHOOL	CONFERENCE	PCT	OVERALL	PCT
Jacksonville State	11-5	.688	32-10	.762
Troy State	9-5	.642	14-12	.538
West Alabama	6-6	.500	24-17	.585
Tennessee-Martin	5-7	.417	23-14	.622
North Alabama	1-9	.100	12-23	.343

WEST DIVISION				
SCHOOL	CONFERENCE	PCT	OVERALL	PCT
Nicholls State	10-6	.625	18-18	.500
Southeastern Louisiana	8-6	.571	25-13	.659
Delta State	8-6	.571	25-16	.632
Mississippi College	8-8	.500	20-13	.606
Northwestern State	4-12	.250	16-26	.381

1976

EAST DIVISION					
SCHOOL	CONFERENCE	PCT	OVERALL	PCT	
Jacksonville State	12-3	.800	27-15	.643	
Troy State	10-6	.625	18-16	.529	
West Alabama	8-7	.531	33-16	.670	
Tennessee-Martin	5-9	.333	23-16	.590	
North Alabama	1-9	.136	15-26	.357	

WEST DIVISION					
SCHOOL	CONFERENCE	PCT	OVERALL	PCT	
Nicholls State	12-2	.857	27-16	.628	
Southeastern Louisiana	9-4	.692	26-11	.702	
Delta State	6-6	.500	23-17	.573	
Mississippi College	1-12	.107	6-19	.250	

1977

EAST DIVISION					
SCHOOL	CONFERENCE	PCT	OVERALL	PCT	
Jacksonville State	10-5	.667	37-10	.790	
Troy State	9-5	.643	19-13	.590	
North Alabama	7-7	.500	23-20	.535	
Tennessee-Martin	6-6	.500	18-14	.560	
West Alabama	4-12	.250	16-22	.421	

WEST DIVISION					
SCHOOL	CONFERENCE	PCT	OVERALL	PCT	
Nicholls State	15-3	.833	28-22	.560	
Delta State	12-5	.706	41-17	.710	
Mississippi College	7-10	.418	22-22	.500	
Southeastern Louisiana	1-17	.056	21-26	.447	

1978

EAST DIVISION					
SCHOOL	CONFERENCE	PCT	OVERALL	PCT	
West Alabama	10-6	.625	29-18	.617	
Troy State	8-5	.615	33-18	.647	
North Alabama	8-6	.571	17-19	.472	
Jacksonville State	7-8	.467	26-16	.619	
Tennessee-Martin	4-12	.250	27-15	.543	

WEST DIVISION					
SCHOOL	CONFERENCE	PCT	OVERALL	PCT	
Delta State	14-4	.778	43-19	.694	
Southeastern Louisiana	11-6	.647	29-14	.674	
Nicholls State	8-9	.471	22-24	.478	
Mississippi College	2-16	.111	17-30	.362	

1979

EAST DIVISION					
SCHOOL	CONFERENCE	PCT	OVERALL	PCT	
West Alabama	10-4	.714	34-20	.630	
Troy State	11-5	.688	33-14	.702	
Jacksonville State	7-5	.583	43-7	.860	
North Alabama	3-11	.214	18-17	.514	
Tennessee-Martin	3-11	.214	18-17	.514	

WEST DIVISION					
SCHOOL	CONFERENCE	PCT	OVERALL	PCT	
Delta State	12-6	.667	32-20	.615	
Nicholls State	9-5	.643	23-20	.535	
Southeastern Louisiana	10-7	.588	25-18	.581	
Mississippi College	1-14	.067	21-27	.438	

1980

EAST DIVISION					
SCHOOL	CONFERENCE	PCT	OVERALL	PCT	
Troy State	14-2	.875	30-12	.714	
Jacksonville State	8-7	.533	31-9	.775	
Delta State	7-5	.583	26-12	.684	
West Alabama	7-9	.437	18-22	.450	
Mississippi College	5-9	.357	16-26	.381	
Tennessee-Martin	3-6	.333	21-9	.700	
North Alabama	5-10	.333	20-25	.444	

GSC Annual Standings (cont.)

1981				
SCHOOL	CONFERENCE	PCT	OVERALL	PCT
Troy State	12-0	1.000	37-10	.787
Tennessee-Martin	4-2	.667	27-8	.771
Mississippi College	4-3	.571	35-19	.648
Delta State	5-5	.500	42-17	.708
West Alabama	8-11	.421	32-28	.533
North Alabama	6-12	.333	20-25	.444
Jacksonville State	3-9	.250	23-20	.535

1982				
SCHOOL	CONFERENCE	PCT	OVERALL	PCT
Delta State	7-1	.875	41-19	.683
Troy State	8-3	.727	31-10	.756
Jacksonville State	6-4	.600	33-11	.750
Tennessee-Martin	2-2	.500	22-12	.629
West Alabama	8-10	.444	25-26	.490
Mississippi College	2-7	.222	22-23	.488
North Alabama	1-6	.143	17-20	.459

1983				
WHITE DIVISION				
SCHOOL	CONFERENCE	PCT	OVERALL	PCT
Jacksonville State	12-1	.923	36-9	.800
North Alabama	5-6	.455	15-17	.469
Delta State	3-6	.333	17-19	.473
Tennessee-Martin	1-6	.143	20-15	.536

BLUE DIVISION				
SCHOOL	CONFERENCE	PCT	OVERALL	PCT
Valdosta State	10-2	.808	45-14	.758
Troy State	5-3	.611	23-11	.671
West Alabama	2-6	.250	12-18	.400
Mississippi College	2-10	.167	24-18	.571

1984				
WHITE DIVISION				
SCHOOL	CONFERENCE	PCT	OVERALL	PCT
Jacksonville State			28-9	.783
West Georgia			30-11	.714
Delta State			30-13	.705
Tennessee-Martin			21-10	.677
North Alabama			28-24	.538

BLUE DIVISION				
SCHOOL	CONFERENCE	PCT	OVERALL	PCT
Troy State			29-10	.743
Mississippi College			28-16	.608
Valdosta State			29-20	.592
West Alabama			12-26	.315

1985				
NORTH DIVISION				
SCHOOL	CONFERENCE	PCT	OVERALL	PCT
Delta State			36-18	.654
North Alabama			46-11	.807
Tennessee-Martin			36-14	.720
West Georgia			32-19	.627
Jacksonville State			19-23	.476

SOUTH DIVISION				
SCHOOL	CONFERENCE	PCT	OVERALL	PCT
Troy State			40-13	.754
Valdosta State			37-15	.712
Mississippi College			25-26	.490
West Alabama			16-41	.280

1986				
NORTH DIVISION				
SCHOOL	CONFERENCE	PCT	OVERALL	PCT
Jacksonville State			45-10	.818
North Alabama			34-16	.676
Tennessee-Martin			29-15	.652
West Georgia			33-19	.635
Delta State			29-24	.547

SOUTH DIVISION				
SCHOOL	CONFERENCE	PCT	OVERALL	PCT
Troy State			38-6	.905
Valdosta State			38-13	.745
Mississippi College			28-27	.509
West Alabama			19-34	.358

1987				
EAST DIVISION				
SCHOOL	CONFERENCE	PCT	OVERALL	PCT
Troy State	8-4	.667	37-10	.776
Jacksonville State	8-4	.667	27-14	.659
Valdosta State	5-7	.417	34-20	.630
West Georgia	3-9	.250	19-20	.487

WEST DIVISION				
SCHOOL	CONFERENCE	PCT	OVERALL	PCT
North Alabama	11-4	.719	40-13	.750
Delta State	11-5	.688	29-22	.569
West Alabama	9-7	.563	26-23	.530
Tennessee-Martin	4-9	.321	23-16	.588
Mississippi College	3-13	.188	17-23	.425

1988				
EAST DIVISION				
SCHOOL	CONFERENCE	PCT	OVERALL	PCT
Jacksonville State	11-1	.916	41-11	.788
Troy State	8-4	.667	35-17	.673
Valdosta State	3-9	.250	26-26	.500
West Georgia	2-10	.167	33-21	.611

WEST DIVISION				
SCHOOL	CONFERENCE	PCT	OVERALL	PCT
Delta State	13-1	.929	44-13	.771
West Alabama	7-5	.583	24-18	.571
North Alabama	8-6	.571	29-16	.641
Mississippi College	4-10	.286	24-19	.558
Tennessee-Martin	2-14	.125	26-21	.553

1989				
EAST DIVISION				
SCHOOL	CONFERENCE	PCT	OVERALL	PCT
Jacksonville State	7-5	.583	31-11	.738
West Georgia	6-6	.500	24-15	.615
Valdosta State	6-6	.500	21-27	.439
Troy State	5-7	.417	29-16	.644

WEST DIVISION				
SCHOOL	CONFERENCE	PCT	OVERALL	PCT
Delta State	14-2	.875	27-13	.675
North Alabama	12-4	.750	44-11	.800
Mississippi College	6-10	.375	23-21	.523
West Alabama	4-10	.286	12-28	.305
Tennessee-Martin	2-12	.143	27-16	.628

1990				
EAST DIVISION				
SCHOOL	CONFERENCE	PCT	OVERALL	PCT
Troy State	9-3	.750	49-8	.860
Jacksonville State	7-3	.700	36-8	.818
West Georgia	4-6	.400	26-17	.605
Valdosta State	2-10	.167	17-27	.386

WEST DIVISION				
SCHOOL	CONFERENCE	PCT	OVERALL	PCT
North Alabama	12-4	.750	37-11	.771
West Alabama	10-6	.625	29-25	.537
Delta State	9-7	.563	33-14	.702
Tennessee-Martin	5-7	.417	22-19	.537
Mississippi College	0-12	.000	14-30	.318

1991				
EAST DIVISION				
SCHOOL	CONFERENCE	PCT	OVERALL	PCT
Troy State	10-4	.714	34-19	.641
Jacksonville State	7-5	.538	41-12	.773
Valdosta State	3-7	.300	22-28	.440
West Georgia	2-8	.200	33-17	.660

WEST DIVISION				
SCHOOL	CONFERENCE	PCT	OVERALL	PCT
Delta State	11-2	.846	33-12	.733
North Alabama	10-6	.625	30-17	.638
West Alabama	8-7	.531	32-13	.707
Mississippi College	3-10	.231	16-27	.372
Tennessee-Martin	2-9	.208	18-16	.529

GSC Annual Standings (cont.)

1992			
SCHOOL	CONFERENCE	PCT	OVERALL
North Alabama	13-4	.765	33-19
West Alabama	12-5	.706	33-23
Delta State	9-7	.563	28-26
Valdosta State	8-9	.471	29-23
Jacksonville State	7-10	.412	29-18
West Georgia	6-11	.353	30-20
Mississippi College	4-13	.235	25-23

1993			
SCHOOL	CONFERENCE	PCT	OVERALL
North Alabama	12-6	.667	39-18
Valdosta State	12-6	.667	30-16
Jacksonville State	11-7	.611	34-14
West Alabama	8-9	.471	20-25
Mississippi College	9-11	.450	22-26
Lincoln Memorial	8-12	.400	21-18
West Georgia	7-11	.389	25-21
Delta State	6-11	.353	23-21

1994			
EAST DIVISION			
SCHOOL	CONFERENCE	PCT	OVERALL
North Alabama	13-4	.764	35-11
Valdosta State	9-9	.500	25-25
Lincoln Memorial	8-9	.470	29-16
West Georgia	4-12	.250	29-22

WEST DIVISION			
SCHOOL	CONFERENCE	PCT	OVERALL
West Alabama	19-4	.826	34-22
Delta State	19-4	.826	45-13
Mississippi College	11-12	.478	26-22
Central Arkansas	5-19	.208	10-32
Henderson State	4-19	.174	8-33

1995			
EAST DIVISION			
SCHOOL	CONFERENCE	PCT	OVERALL
North Alabama	16-6	.727	43-15
Valdosta State	14-9	.608	41-22
West Georgia	9-12	.428	27-20
West Florida	9-15	.375	30-29
Lincoln Memorial	8-14	.363	24-20

WEST DIVISION			
SCHOOL	CONFERENCE	PCT	OVERALL
Delta State	19-5	.791	40-15
West Alabama	13-7	.650	28-26
Mississippi College	11-11	.500	24-24
Central Arkansas	7-15	.318	28-17
Henderson State	4-16	.200	13-26

1996			
EAST DIVISION			
SCHOOL	CONFERENCE	PCT	OVERALL
Alabama-Huntsville	14-5	.737	37-16
Lincoln Memorial	14-7	.667	36-17
North Alabama	12-8	.600	37-11
Valdosta State	11-9	.550	29-22
Montevallo	10-9	.526	32-23
West Alabama	8-13	.381	22-32
West Georgia	7-12	.368	30-20
West Florida	4-17	.190	22-35

WEST DIVISION			
SCHOOL	CONFERENCE	PCT	OVERALL
Delta State	15-1	.938	53-8
Southern Arkansas	10-4	.714	42-15
Mississippi College	8-9	.471	23-15
Arkansas Tech	7-10	.412	26-19
Henderson State	6-10	.375	16-18
Arkansas-Monticello	5-11	.313	24-26
Central Arkansas	4-10	.286	26-14

1997			
EAST DIVISION			
SCHOOL	CONFERENCE	PCT	OVERALL
North Alabama	16-5	.762	40-15-1
Valdosta State	14-7	.667	33-23-0
West Georgia	14-7	.667	40-15-0
Alabama-Huntsville	14-7	.667	39-11-0
West Alabama	8-12	.400	29-24-0
Lincoln Memorial	7-14	.333	32-19-1
West Florida	7-14	.333	28-27-0
Montevallo	3-17	.150	23-31-0

WEST DIVISION			
SCHOOL	CONFERENCE	PCT	OVERALL
Delta State	12-4	.750	36-20-0
Southern Arkansas	12-6	.667	33-16-0
Arkansas Tech	10-6	.625	26-11-1
Central Arkansas	10-8	.556	25-13-1
Henderson State	9-9	.500	17-15-1
Arkansas-Monticello	5-12	.294	12-26-0
Christian Brothers	2-15	.143	16-32-0

1998			
EAST DIVISION			
SCHOOL	CONFERENCE	PCT	OVERALL
West Georgia	14-6	.700	43-17-0
North Alabama	13-7	.650	38-12-0
Alabama-Huntsville	12-8	.600	41-17-0
West Florida	11-9	.550	31-18-0
Lincoln Memorial	9-11	.450	29-19-0
West Alabama	8-12	.400	28-27-0
Montevallo	7-13	.350	29-21-0
Valdosta State	6-14	.300	31-19-0

WEST DIVISION			
SCHOOL	CONFERENCE	PCT	OVERALL
Delta State	12-5	.706	39-12-0
Arkansas Tech	12-5	.706	30-16-1
Central Arkansas	10-7	.588	35-16-0
Arkansas-Monticello	8-8	.500	21-13-0
Southern Arkansas	8-9	.471	32-16-0
Henderson State	7-11	.389	20-17-0
Christian Brothers	3-15	.167	28-25-0

1999			
EAST DIVISION			
SCHOOL	CONFERENCE	PCT	OVERALL
Alabama-Huntsville	16-5	.762	43-17-0
North Alabama	14-6	.700	45-12-0
Lincoln Memorial	12-9	.571	34-19-0
Montevallo	10-10	.500	38-21-0
West Georgia	9-11	.450	28-21-0
Valdosta State	9-12	.429	24-31-0
West Alabama	7-13	.350	31-25-0
West Florida	5-16	.238	21-31-0

WEST DIVISION			
SCHOOL	CONFERENCE	PCT	OVERALL
Delta State	11-3	.717	41-12-0
Southern Arkansas	12-5	.706	36-17-0
Arkansas Tech	11-6	.647	22-21-0
Central Arkansas	10-6	.625	24-22-0
Arkansas-Monticello	6-11	.353	25-19-1
Henderson State	4-10	.286	12-20-0
Christian Brothers	2-15	.118	11-34-0

GSC Annual Standings (cont.)

2000				
EAST DIVISION				
SCHOOL	CONFERENCE	PCT	OVERALL	PCT
Alabama-Huntsville	16-5	.762	42-18-0	.700
Montevallo	14-5	.737	44-15-0	.746
North Alabama	13-8	.619	36-16-1	.689
West Georgia	10-10	.500	38-17-0	.691
Valdosta State	10-10	.500	28-25-0	.528
West Florida	10-11	.476	28-27-0	.509
West Alabama	7-14	.333	27-29-0	.428
Lincoln Memorial	2-19	.095	17-36-0	.327
WEST DIVISION				
SCHOOL	CONFERENCE	PCT	OVERALL	PCT
Delta State	13-3	.813	48-12-0	.800
Southern Arkansas	11-5-1	.676	25-16-2	.605
Arkansas-Monticello	8-6-1	.567	18-24-1	.430
Central Arkansas	9-9	.500	31-19-0	.620
Arkansas Tech	7-11	.389	22-22-0	.500
Henderson State	6-10	.375	20-26-1	.436
Christian Brothers	4-14	.222	14-33-1	.302

2001				
EAST DIVISION				
SCHOOL	CONFERENCE	PCT	OVERALL	PCT
Valdosta State	16-5	.762	35-22-0	.614
West Georgia	14-7	.667	35-17-0	.673
Alabama-Huntsville			11-9	.550
Lincoln Memorial	11-10	.524	34-20-0	.630
West Alabama	11-10	.524	22-25-0	.500
North Alabama	10-11	.476	30-18-0	.625
West Florida	6-15	.286	21-28-0	.429
Montevallo	4-16	.200	18-34-0	.346

WEST DIVISION				
SCHOOL	CONFERENCE	PCT	OVERALL	PCT
Delta State	19-2	.905	50-11-0	.820
Southern Arkansas	15-8	.652	39-15-0	.722
Arkansas Tech	14-9	.609	32-20-0	.615
Arkansas-Monticello	13-9	.591	30-19-0	.612
Central Arkansas	9-12	.429	25-21-0	.543
Christian Brothers	9-14	.391	26-29-0	.473
Harding	8-16	.333	26-18-0	.591
Henderson State	7-15	.318	11-35-0	.239
Ouachita Baptist	7-16	.304	9-37-0	.196

2002				
EAST DIVISION				
SCHOOL	CONFERENCE	PCT	OVERALL	PCT
North Alabama	14-5	.737	37-16-0	.698
Alabama-Huntsville	13-6	.684	33-12-0	.733
Valdosta State	12-9	.571	41-20-0	.672
West Florida	10-11	.476	30-21-0	.588
West Georgia	9-11	.450	31-15-0	.674
Montevallo	8-12	.400	29-22-0	.569
West Alabama	8-13	.381	18-35-0	.340
Lincoln Memorial	7-14	.333	30-24-0	.556

WEST DIVISION				
SCHOOL	CONFERENCE	PCT	OVERALL	PCT
Delta State	20-2	.909	50-8-0	.862
Southern Arkansas	17-5	.773	42-14-0	.750
Harding	14-9	.609	32-17-0	.653
Henderson State	11-11	.500	23-31-0	.426
Central Arkansas	10-10	.500	26-24-0	.520
Arkansas-Monticello	9-13	.409	22-23-0	.489
Arkansas Tech	7-16	.304	16-31-0	.340
Christian Brothers	6-17	.250	21-26-0	.447
Ouachita Baptist	5-16	.238	12-34-0	.261

2003				
EAST DIVISION				
SCHOOL	CONFERENCE	PCT	OVERALL	PCT
West Florida	14-7	.667	37-22	.627
Alabama-Huntsville	14-7	.667	31-23	.574
Valdosta State	14-7	.667	37-18	.673
West Georgia	12-9	.571	34-16	.680
West Alabama	11-9	.550	31-24	.564
North Alabama	10-10	.500	35-15	.700
Montevallo	5-16	.238	24-25	.490
Lincoln Memorial	3-18	.143	5-42	.109
WEST DIVISION				
SCHOOL	*CONFERENCE	PCT	OVERALL	PCT
Delta State	28-4	.875	52-10	.839
Southern Arkansas	24-8	.750	38-17	.691
Central Arkansas	18-13	.581	30-24	.556
Arkansas Tech	18-14	.563	29-24	.547
Harding	16-16	.500	34-20	.630
Henderson State	15-17	.469	26-28	.481
Arkansas-Monticello	10-20	.333	23-29	.442
Christian Brothers	5-23	.179	10-35	.222
Ouachita Baptist	5-24	.172	7-40	.149

*--In 2003, the West Division's league-play format switched to a pair of weekend, seven-inning double-headers.

2004				
EAST DIVISION				
SCHOOL	CONFERENCE	PCT	OVERALL	PCT
West Florida	15-6	.714	29-21-0	.580
Alabama-Huntsville	14-6	.700	36-17-0	.679
Valdosta State	14-7	.667	33-26-0	.559
West Alabama	10-9	.526	33-22-0	.600
West Georgia	9-11	.450	33-16-0	.674
North Alabama	8-11	.421	34-20-1	.627
Montevallo	6-15	.286	26-27-0	.491
Lincoln Memorial	5-16	.238	17-36-1	.324

WEST DIVISION				
SCHOOL	CONFERENCE	PCT	OVERALL	PCT
Delta State	19-3	.864	54-11	.831
Southern Arkansas	19-5	.792	45-14	.763
Central Arkansas	16-7	.696	33-24	.579
Arkansas Tech	13-10	.556	31-23	.574
Harding	11-12	.478	25-22	.532
Christian Brothers	9-15	.375	22-27	.449
Henderson State	8-15	.348	18-32	.360
Arkansas-Monticello	6-15	.286	26-24	.520
Ouachita Baptist	2-21	.087	12-36	.250

ALL-TIME STANDINGS

Team	Years Won	Lost	Tied	Pct.	
Jacksonville State	22	702	269	0	.723
Delta State	33	1180	503	0	.701
Alabama-Huntsville	9	343	148	0	.699
Southern Arkansas	9	332	143	2	.698
Troy State	20	574	264	0	.685
West Georgia	21	663	376	0	.638
North Alabama	33	970	554	3	.636
Tennessee-Martin	20	459	281	0	.620
Harding	4	117	77	0	.603
Valdosta State	22	685	482	0	.587
Nicholls State	8	200	149	0	.573
Central Arkansas	11	293	226	1	.564
Southeastern Louisiana	8	172	134	0	.562
Arkansas Tech	9	234	187	2	.556
Montevallo	9	263	219	0	.546
Lincoln Memorial	12	308	286	2	.519
West Florida	10	277	259	0	.517
West Alabama	33	782	758	0	.508
Northwestern State	3	61	59	0	.508
Arkansas-Monticello	9	201	203	2	.498
Mississippi College	24	497	533	0	.483
Henderson State	11	184	281	2	.396
Christian Brothers	8	144	235	1	.380
Ouachita Baptist	4	40	147	0	.214

INSIDE THE GSC TOURNAMENT

GSC TOURNAMENT RESULTS

(GSC Championship Game in **BOLD**)

1972 @ Nicholls State

Nicholls State 7, Jacksonville State 4
Nicholls State 5, Jacksonville State 2

1973 @ Jacksonville State

Jacksonville State 7, Nicholls State 5
Nicholls State 8, Jacksonville State 5
Jacksonville State 6, Nicholls State 1

1974 @ Nicholls State

Nicholls State 7, Jacksonville State 4
Nicholls State 4, Jacksonville State 2

1975 @ Jacksonville State

Nicholls State 4, Jacksonville State 2
Jacksonville State 3, Nicholls State 1

1976 @ Nicholls State

Nicholls State 2, Jacksonville State 1
Nicholls State 1, Jacksonville State 0

1977 @ Jacksonville State

Jacksonville State 12, Nicholls State 4
Nicholls State 5, Jacksonville State 2
Jacksonville State 23, Nicholls State 3

1978 @ Delta State

Southeastern Louisiana 12, West Alabama 8
Delta State 8, Troy State 6 (10)
West Alabama 4, Troy State 2
Southeastern Louisiana 5, Delta State 4 (10)
Delta State 8, West Alabama 2
Delta State-Southeastern Louisiana (ppd rain)
Co-Champions

1979 @ West Alabama

Delta State 10, Troy State 3
Nicholls State 10, West Alabama 2
West Alabama 10, Troy State 5
Nicholls State 10, Delta State 7
Delta State 5, West Alabama 1
Delta State 4, Nicholls State 3 (10)
Delta State 5, Nicholls State 4

1980 @ Troy State

Troy State 11, Jacksonville State 2
Troy State 8, Jacksonville State 3

1981 @ Delta State

Delta State 11, North Alabama 0
West Alabama 3, Mississippi College 1
Jacksonville State 8, Tennessee-Martin 5
Mississippi College 7, North Alabama 0
Troy State 9, Jacksonville State 0
Delta State 8, West Alabama 1
Jacksonville State 8, Mississippi College 7
West Alabama 6, Tennessee-Martin 1
Delta State 8, Troy State 7
West Alabama 13, Jacksonville State 12
Troy State 19, West Alabama 7
Troy State 8, Delta State 6
Troy State 3, Delta State 2

1982 @ Jacksonville State

Mississippi College 9, Tennessee-Martin 4
Jacksonville State 15, North Alabama 7
Troy State 8, West Alabama 5
North Alabama 19, Tennessee-Martin 10
Troy State 15, Delta State 6
Jacksonville State 10, Mississippi College 7
Delta State 14, North Alabama 5
West Alabama 11, Mississippi College 3
Troy State 5, Jacksonville State 2
Delta State 17, West Alabama 8
Jacksonville State 14, Delta State 9
Troy State 14, Jacksonville State 2

1983 @ Valdosta State

Jacksonville State 11, Valdosta State 6
Valdosta State 11, Jacksonville State 4
Jacksonville State 11, Valdosta State 3

1984 @ North Alabama

South Division Tournament (@ VSU)
Mississippi College 11, West Alabama 2
Troy State 8, Valdosta State 5
Mississippi College 11, Troy State 3
Valdosta State 9, West Alabama 2
Troy State 7, Valdosta State 4 (10)
Mississippi College 22, Troy State 7
North Division Tournament (@ UTM)
North Alabama 17, Delta State 4
Jacksonville State 3 Tennessee-Martin 0
Delta State 15, Tennessee-Martin 6
West Georgia 14, Jacksonville State 12
Delta State 13, Jacksonville State 1
North Alabama 10, West Georgia 2
West Georgia 2, Delta State 1
North Alabama 4, West Georgia 0
Championship Series
North Alabama 4, Mississippi College 1
North Alabama 16, Mississippi College 5

1985 @ Troy State

South Division Tournament (@ UWA)
Mississippi College 5, Valdosta State 2
Troy State 7, West Alabama 3
Troy State 10, Mississippi College 7
Valdosta State 6, West Alabama 3
Valdosta State 15, Mississippi College 14
Valdosta State 10, Troy State 3
Troy State 3 10, Valdosta State 1
North Division Tournament (@ DSU)
Tennessee-Martin 9, West Georgia 5
Jacksonville State 9, Delta State 7
North Alabama 11, Jacksonville State 1
Delta State 6, West Georgia 2
Tennessee-Martin 8, North Alabama 3
Delta State 6, Jacksonville State 5
Delta State 9, North Alabama 5
Delta State 9, Tennessee-Martin 6
Delta State 14, Tennessee-Martin 1
Championship Series
Delta State 6, Troy State 5
Delta State 8, Troy State 7

1986 @ Jacksonville State

South Division Tournament (@ MC)
Valdosta State 10, West Alabama 5
Troy State 13, Mississippi College 5
Troy State 10, Valdosta State 4
West Alabama 16, Mississippi College 6
Valdosta State 17, West Alabama 3
Troy State 13, Valdosta State 10
North Division Tournament (@ JSU)
North Alabama 9, West Georgia 3
Jacksonville State 9, Delta State 8
West Georgia 14, Delta State 3
Tennessee-Martin 6, North Alabama 5
Jacksonville State 7, Tennessee-Martin 2
North Alabama 12, West Georgia 7
North Alabama 10, Tennessee-Martin 7
Jacksonville State 15, North Alabama 5
Championship Series
Troy State 27, Jacksonville State 8
Troy State 7, Jacksonville State 6

1987 @ Troy State

North Alabama 9, Jacksonville State 5
Troy State 2, Delta State 0
Delta State 12, Jacksonville State 8
Troy State 13, North Alabama 8
North Alabama 9, Delta State 6
Troy State 8, North Alabama 4

1988 @ Delta State

Jacksonville State 11, West Alabama 6
Delta State 3, Troy State 2
Troy State 20, West Alabama 8
Delta State 10, Jacksonville State 2
Troy State 8, Jacksonville State 6
Troy State 10, Delta State 1
Delta State 8, Troy State 6

1989 @ Jacksonville State

Delta State 8, West Georgia 2
North Alabama 14, Jacksonville State 5
Jacksonville State 10, West Georgia 4
North Alabama 9, Delta State 5
Jacksonville State 5, Delta State 2
Jacksonville State 8, North Alabama 6
North Alabama 9, Jacksonville State 0

1990 @ North Alabama

West Alabama 4, Troy State 3
Jacksonville State 9, North Alabama 4
Troy State 9, North Alabama 4
Jacksonville State 7, West Alabama 4
Troy State 2, West Alabama 1
Jacksonville State 10, Troy State 6

1991 @ Jacksonville State

Delta State 5, Jacksonville State 3
North Alabama 5, Troy State 1
Jacksonville State 7, Troy State 2
Delta State 2, North Alabama 0 (12)
Jacksonville State 10, North Alabama 0
Delta State 4, Jacksonville State 2

Inside the GSC Tournament (cont.)

1992 @ North Alabama

Delta State 5, West Alabama 4
Valdosta State 4, North Alabama 3 (10)
West Alabama 10, North Alabama 4
West Alabama 10, Delta State 5
West Alabama 6, Valdosta State 3
West Alabama 12, Valdosta State 4

1993 @ Valdosta State

North Alabama 3, Jacksonville State 2
Valdosta State 7, West Alabama 2
Jacksonville State 10, West Alabama 5
North Alabama 4, Valdosta State 3
Jacksonville State 6, Valdosta State 1
North Alabama 7, Jacksonville State 6

1994 @ West Alabama

Delta State 7, North Alabama 6
West Alabama 4, Valdosta State 3
Delta State 13, West Alabama 4
Valdosta State 5, North Alabama 4
West Alabama 9, Valdosta State 2
Delta State 9, West Alabama 7

1995 @ North Alabama

Valdosta State 9, Delta State 3
North Alabama 17, West Alabama 1
Valdosta State 2, North Alabama 0
West Alabama 6, Delta State 2
North Alabama 9, West Alabama 4
North Alabama 5, Valdosta State 2
Valdosta State 6, North Alabama 5 (11)

1996 @ Delta State

Alabama-Huntsville 10, Mississippi College 3
Delta State 6, Lincoln Memorial 4
Alabama-Huntsville 12, Delta State 9
Lincoln Memorial 8, Mississippi College 7
Delta State 6, Lincoln Memorial 4
Delta State 15, Alabama-Huntsville 8
Delta State 13, Alabama-Huntsville 12

1997 @ North Alabama

Delta State 6, West Georgia 2
Southern Arkansas 7, Valdosta State 5
North Alabama 6, Arkansas Tech 4
Valdosta State 9, West Georgia 2
Delta State 9, Arkansas Tech 6 (10)
North Alabama 13, Southern Arkansas 8
North Alabama 19, Delta State 6
Valdosta State 15, Southern Arkansas 4
Delta State 11, Valdosta State 5
North Alabama 8, Delta State 7 (10)*

*Suspended due to rain

1998 @ Delta State

Central Arkansas 3, West Georgia 1
North Alabama 9, Arkansas Tech 5
Alabama-Huntsville 5, Delta State 4
West Georgia 7, Arkansas Tech 2
Delta State 13, Central Arkansas 11
Alabama-Huntsville 8, North Alabama 6
North Alabama 16, Central Arkansas 11
West Georgia 11, Delta State 9
Alabama-Huntsville 6, North Alabama 4
West Georgia 17, Alabama-Huntsville 8
West Georgia 8, Alabama-Huntsville 7 (11)

1999 @ North Alabama

North Alabama 8, Southern Arkansas 7
Delta State 6, Lincoln Memorial 1
Alabama-Huntsville 5, Arkansas Tech 4
Arkansas Tech 4, Lincoln Memorial 3
Delta State 10, Southern Arkansas 2
North Alabama 9, Alabama-Huntsville 7
North Alabama 12, Delta State 3
Alabama-Huntsville 5, Arkansas Tech 4 (14)
Delta State 5, Alabama-Huntsville 3
Delta State 5, North Alabama 2
North Alabama 10, Delta State 7

2000 @ Delta State

Montevallo 10, Southern Arkansas 5
Alabama-Huntsville 5, Arkansas-Monticello 2
North Alabama 10, Delta State 8
Delta State 10, Arkansas-Monticello 8
Southern Arkansas 4, Alabama-Huntsville 3
Montevallo 7, North Alabama 2
Delta State 23, Southern Arkansas 4
North Alabama 10, Alabama-Huntsville 6
North Alabama 23, Montevallo 19
Delta State 5, Montevallo 3
Delta State 10, North Alabama 1

2001 @ Valdosta State

Southern Arkansas 5, West Georgia 4
Alabama-Huntsville 9, Delta State 8
Arkansas Tech 10, Valdosta State 8
Delta State 16, Valdosta State 4
Alabama-Huntsville 7, West Georgia 6
Arkansas Tech 4, Southern Arkansas 2
Arkansas Tech 8, Alabama-Huntsville 6
Southern Arkansas 7, Delta State 6
Alabama-Huntsville 12, Southern Arkansas 4
Alabama-Huntsville 10, Arkansas Tech 7
Alabama-Huntsville 6, Arkansas Tech 5

2002 @ Milington, TN

Southern Arkansas 4, Alabama-Huntsville 1
Harding 13, North Alabama 6
Valdosta State 6, Delta State 3
Delta State 8, North Alabama 2
Harding 4, Alabama-Huntsville 2
Valdosta State 4, Southern Arkansas 2
Valdosta State 7, Harding 4
Southern Arkansas 2, Delta State 0
Southern Arkansas 6, Harding 1
Valdosta State 4, Southern Arkansas 2

2003 @ Milington, TN

Alabama-Huntsville 8, Southern Arkansas 5
Delta State 12, Valdosta State 9
West Florida 9, Central Arkansas 2
Central Arkansas 12, Valdosta State 3
Delta State 10, Southern Arkansas 2
West Florida 9, Alabama-Huntsville 0
Delta State 2, West Florida 0
Alabama-Huntsville 3, Central Arkansas 2
Alabama-Huntsville 4, West Florida 3
Delta State 9, Alabama-Huntsville 2

2004 @ Milington, TN

Central Arkansas 10, Alabama-Huntsville 4
Delta State 12, West Alabama 11 (11)
West Florida 9, Arkansas Tech 4
Southern Arkansas 4, Valdosta State 2
West Alabama 5, Alabama-Huntsville 4
Delta State 6, Central Arkansas 5
Valdosta State 20, Arkansas Tech 2
Southern Arkansas 8, West Florida 4
Valdosta State 7, Central Arkansas 6 (11)
West Alabama 6, West Florida 4
Delta State 16, Southern Arkansas 11
Valdosta State 10, Delta State 9
Southern Arkansas 7, West Alabama 3
Valdosta State 3, Southern Arkansas 1
Delta State 22, Valdosta State 5

GSC TOURNAMENT CHAMPIONS

Year	School	Year	School
1972	Nicholls State	1989	North Alabama
1973	Jacksonville State	1990	Jacksonville State
1974	Nicholls State	1991	Delta State
1975	Jacksonville State	1992	West Alabama
1976	Nicholls State	1993	North Alabama
1977	Jacksonville State	1994	Delta State
1978	Delta State/Southeastern Louisiana	1995	Valdosta State
1979	Delta State	1996	Delta State
1980	Troy State	1997	North Alabama
1981	Troy State	1998	West Georgia
1982	Troy State	1999	North Alabama
1983	Jacksonville State	2000	Delta State
1984	North Alabama	2001	Alabama-Huntsville
1985	Delta State	2002	Valdosta State
1986	Troy State	2003	Delta State
1987	Troy State	2004	Delta State
1988	Delta State		

GSC TOURNAMENT STANDINGS

Team	Appearances	Won	Lost	PCT	Semis	Finals	Titles	Years Won
Delta State	21	50	26	.658	20	13	10	1978-79, 85, 88, 91, 94, 96, 2000, 03-04
North Alabama	16	28	24	.539	12	8	5	1984, 89, 93, 97, 99
Valdosta State	10	17	17	.500	7	5	2	1995, 2002
Alabama-Huntsville	8	16	16	.500	6	4	1	2001
Harding	1	2	2	.500	1	0	0	
Montevallo	1	2	2	.500	1	0	0	
West Alabama	11	16	20	.444	11	2	1	1992
West Florida	2	3	4	.429	1	0	0	
Southern Arkansas	7	10	14	.417	2	1	0	
West Georgia	4	4	7	.364	2	1	1	1998
Central Arkansas	3	3	6	.333	1	0	0	
Arkansas Tech	5	4	10	.286	2	1	0	
Lincoln Memorial	2	1	4	.200	1	0	0	
Arkansas-Monticello	1	0	2	.000	0	0	0	
FORMER MEMBERS								
Southeastern Louisiana	1	2	0	1.000	1	1	1	1978
Troy State	11	20	13	.606	8	8	5	1980, 81, 82, 86, 87
Nicholls State	7	11	8	.578	1	7	3	1972, 74, 76
Jacksonville State	17	24	28	.461	8	14	5	1973, 75, 77, 83, 90
Mississippi College	4	2	8	.200	1	1	0	
Tennessee-Martin	2	0	4	.000	0	0	0	

GSC IN THE NCAA DIVISION II TOURNAMENT

GSC IN DIVISION II CHAMPIONSHIP

Year	Team	Finish
1975	Southeastern Louisiana	Fourth
1976	West Alabama	Fourth
1977	Delta State	Third
1978	Delta State	Second
1980	Troy State	Fourth
1981	Troy State	Fourth
1982	Delta State	Second
1983	Jacksonville State	Second
	Valdosta State	Third
1984	Troy State	Third
1985	Valdosta State	Fourth
1986	Troy State	Champion
1987	Troy State	Champion
1989	Jacksonville State	Third
1990	Jacksonville State	Champion
1991	Jacksonville State	Champion
1992	West Alabama	Fourth
1994	Delta State	Third
1995	Valdosta State	Fourth
1996	Delta State	Fourth
1998	West Georgia	Third
2001	Delta State	Third
2002	Delta State	Fourth
2004	Delta State	Champion

LAST APPEARANCE/HIGHEST FINISH AMONG ACTIVE GSC TEAMS

Team	Last Appearance	Highest Finish
West Georgia	1998	Third (1998)
Alabama-Huntsville	2001	Regional Finalist (2001)
North Alabama	1999	T-Fifth (1999)
Delta State	2004	National Champion (2004)
Valdosta State	1995	National Champion (1979)
West Alabama	1992	Fourth

MOST OUTSTANDING PLAYER

1978	Ricky Perkins	3B	Delta State
1986	Wendell Stephens	3B	Troy State
1987	Jude Rinaldi	1B	Troy State
1990	Tim VanEgmond	P	Jacksonville State
1991	Tim VanEgmond	P	Jacksonville State
2004	Bert Pickard	1B	Delta State



DIVISION II CHAMPIONSHIP RECORD

(1972-2004)

Team	App.	Won	Lost	PCT	Finals	Titles
Delta State	8	20	15	.571	2	1
West Georgia	1	2	2	.500	0	0
Valdosta State	3	5	6	.455	0	0
West Alabama	2	2	4	.333	0	0
North Alabama	1	1	2	.333	0	0
*Former Members						
Troy State	5	12	6	.667	2	2
Jacksonville State	7	13	11	.542	3	2
Southeastern Louisiana	1	2	2	.500	0	0
*Prior to GSC Membership						
!Delta State	1	2	2	.500	0	0
Valdosta State	4	9	7	.563	1	1

NCAA DIVISION II TOURNAMENT RECORD

(1972-2004)

Team	App.	Won	Lost	PCT
Delta State	20	60	42	.588
West Alabama	3	9	7	.563
West Georgia	2	5	5	.500
Southern Arkansas	1	2	2	.500
Valdosta State	8	17	19	.472
Alabama-Huntsville	4	6	8	.429
North Alabama	10	12	20	.375
*Former Members				
Troy State	13	39	24	.619
Jacksonville State	13	38	26	.594
Southeastern Louisiana	3	7	6	.538
Nicholls State	4	4	8	.333
Tennessee-Martin	1	1	2	.333
*Prior to GSC Membership				
Valdosta State	8	29	17	.630
!Delta State	2	7	5	.583
West Georgia	4	5	8	.385

!DSU participated in the NCAA Tournament in 1968 and 1969.

GSC IN NCAA TOURNAMENT SINGLE-GAME RECORDS

Individual

AT BATS

- 8--Cedric Landrum, North Alabama vs. Grand Valley State, May 15, 1985
- 8--Blake Rosson, North Alabama vs. Grand Valley State, May 15, 1985

HITS

- 6--Mike Jones, Valdosta State vs. Shippensburg, May 19, 1985
- 6--Jud Thigpen, Delta State vs. Southern Arkansas, May 16, 2004

RUNS BATTED IN

- 9--Mark Graham, Delta State vs. Indianapolis, May 15, 1981
- 9--Rob Busch, Valdosta State vs. Troy State, May 25, 1985
- 9--Jud Thigpen, Delta State vs. Southern Arkansas, May 16, 2004

STRIKEOUTS

- 20--Ted Barnicle, Jacksonville State vs. SE Louisiana, May 16, 1975

Team

HITS BY BOTH TEAMS

- 30--Valdosta State (22) vs. Shippensburg (13), May 19, 1985

RUNS BATTED IN

- 27--Delta State vs. Indianapolis, May 15, 1981

STRIKEOUTS, ONE GAME

- 20--Jacksonville State vs. SE Louisiana, May 16, 1975

NCAA DIVISION II TOURNAMENT RESULTS

Year	Team	Opponent	Score	Tournament
1972	Nicholls State	1-2 in Regional		
1973	Jacksonville State	Tuskegee	W 6-5	Regional
		New Orleans	W 12-4	Regional
		New Orleans	W 7-5	Regional
		Ithaca	L 2-3	National
		Missouri-St. Louis	L 1-2	National
1974	Nicholls State	2-2 in Regional		
1975	Delta State	Southern (LA)	L 6-9	Regional
		Jacksonville St.	W 6-5	Regional
		Southern (LA)	L 1-8	Regional
	Jacksonville State	SE Louisiana	L 2-5	Regional
		Delta State	L 5-6	Regional
	SE Louisiana	Jacksonville St.	W 5-2	Regional
		Southern (B.R.)	W 7-6	Regional
		Southern (B.R.)	W 10-3	Regional
		NW Missouri St.	L 2-6	National
		Montclair State	W 1-0	National
		Florida Southern	W 5-0	National
		Marietta	L 2-9	National
1976	Jacksonville State	SE Louisiana	L 5-6	Regional
		Nicholls State	W 6-0	Regional
		West Alabama	L 3-4	Regional
	Nicholls State	0-2 in Regional		
	SE Louisiana	Jacksonville St.	W 6-5	Regional
		West Alabama	W 11-4	Regional
		West Alabama	L 4-5	Regional
		West Alabama	L 4-5	Regional
	West Alabama	Nicholls State	W 7-4	Regional
		SE Louisiana	L 4-11	Regional
		Jacksonville St.	W 4-3	Regional
		SE Louisiana	W 5-4	Regional
		SE Louisiana	L 5-4	Regional
		Cal Poly Pomona	W 6-5 (11)	National
		SIU-Edwardsville	L 4-11	National
		SE Missouri State	L 7-9	National
1977	Delta State	UC-Riverside	L 2-8	National
		SIU-Edwardsville	W 5-4	National
		New Haven	W 5-3	National
		UC-Riverside	L 3-5	National
	Jacksonville State	Florida Southern	W 8-7	Regional
		Eckerd	L 3-6	Regional
		Florida Southern	L 10-14	Regional
	Nicholls State	Delta State	L 4-7	Regional
		Delta State	W 5-3	Regional
		Delta State	L 0-10	Regional
	Troy State	Eckerd	L 5-15	Regional
		Florida Southern	L 2-3	Championship
1978	Delta State	SW Missouri St.	W 12-2	National
		San Diego	W 6-1	National
		Florida Southern	L 8-13	National
		Valdosta State	W 9-5	National
		New Haven	W 12-11	National
		Florida Southern	L 2-7	Championship
	SE Louisiana	Mankato State	L 2-4	Regional
		Troy State	L 3-4	Regional
	Troy State	Delta State	L 0-8	Regional
		SE Louisiana	W 4-3	Regional
		Mankato State	W 18-9	Regional
		Delta State	W 10-5	Regional
		Delta State	L 4-8	Regional

Year	Team	Opponent	Score	Tournament
1979	Delta State	West Alabama	W 12-3	Regional
		Jacksonville St.	L 3-4	Regional
		Troy State	W 10-6	Regional
		Jacksonville St.	L 7-10	Regional
	Jacksonville State	Troy State	W 6-2	Regional
		Delta State	W 4-3	Regional
		Delta State	W 10-7	Regional
		Valdosta State	L 4-15	National
		N. Kentucky	W 9-8	National
		LeMoynne	L 0-7	National
	Troy State	Jacksonville St.	L 2-6	Regional
		West Alabama	W 1-0	Regional
		Delta State	L 6-10	Regional
	West Alabama	Delta State	L 3-12	Regional
		Troy State	L 0-1	Regional
1980	Delta State	Bellarmino (KY)	L 4-6	Regional
		Wright State	L 4-10	Regional
	Troy State	Wright State	W 8-6	Regional
		Bellarmino (KY)	L 6-8	Regional
		Wright State	W 4-3	Regional
		Bellarmino (KY)	W 3-1	Regional
		Bellarmino (KY)	W 2-1	Regional
		Fla. International	L 2-8	National
		Florida Southern	W 6-3	National
		New Haven	L 7-15	National
1981	Delta State	N. Kentucky	L 0-3	Regional
		Indianapolis	W 28-15	Regional
		N. Kentucky	W 16-12	Regional
		Troy State	L 4-5	Regional
	Troy State	Indiana Central	W 4-1	Regional
		N. Kentucky	W 3-1	Regional
		Delta State	W 5-4	Regional
		Eastern Illinois	W 12-3	National
		Florida Southern	L 1-5	National
		Eastern Illinois	L 3-8	National
1982	Delta State	Jacksonville St.	W 15-10	Regional
		Indianapolis	W 11-8	Regional
		Indianapolis	W 8-5	Regional
		Florida Southern	L 2-18	National
		SW Missouri St.	W 7-5	National
		New Haven	W 5-1	National
		Florida Southern	L 9-13	National
	Jacksonville State	Indiana Central	L 7-16	Regional
		Delta State	L 0-15	Regional
1983	Jacksonville State	Wright State	W 14-5	Regional
		Troy State	W 5-4	Regional
		Wright State	W 7-2	Regional
		Cal Poly Pomona	L 4-8	National
		Valdosta State	W 12-8	National
		SIU-Edwardsville	W 8-7	National
		Cal Poly Pomona	L 7-9	Championship
	Troy State	IN Cent. (Evansville)	W 6-0	Regional
		Jacksonville St.	L 4-5	Regional
		Wright State	L 6-7	Regional
	Valdosta State	California (PA)	W 4-0	Regional
		West Chester	W 11-4	Regional
		Columbus State	L 2-3	Regional
		Columbus State	W 18-8	Regional
		SIU-Edwardsville	W 7-2	National
		Jacksonville St.	L 8-12	National
		Florida Southern	W 8-1	National
		Cal Poly Pomona	L 0-3	National

NCAA Division II Tournament Results (cont.)

Year	Team	Opponent	Score	Tournament
1984	Jacksonville State	Indianapolis	W 6-4	Regional
		North Alabama	L 1-2	Regional
		Troy State	L 1-5	Regional
	North Alabama	Troy State	W 2-1	Regional
		Jacksonville St.	W 2-1 (10)	Regional
		Troy State	L 3-9	Regional
		Troy State	L 3-9	Regional
	Troy State	North Alabama	L 1-2	Regional
		Indianapolis	W 7-6	Regional
		Jacksonville St.	W 5-1	Regional
		North Alabama	W 9-3	Regional
		North Alabama	W 9-3	Regional
		New Haven	W 5-4	National
		South Dakota St.	W 12-6	National
		Florida Southern	L 3-12	National
West Georgia	Shippensburg	L 7-8	Regional	
	Longwood	L 11-12 (13)	Regional	
1985	Delta State	Grand Valley St.	W 8-2	Regional
		Troy State	L 2-10	Regional
		Grand Valley St.	W 8-4	Regional
		Troy State	L 6-10	Regional
	North Alabama	Troy State	L 6-7 (10)	Regional
		Grand Valley St.	L 9-10 (14)	Regional
	Troy State	North Alabama	W 7-6 (10)	Regional
		Delta State	W 10-2	Regional
		Delta State	W 10-6	Regional
		Valdosta State	L 1-19	Regional
		Florida Southern	L 5-10 (12)	Regional
	Valdosta State	West Chester	L 4-11	Regional
East Stroudsburg		W 16-3	Regional	
West Chester		W 7-3	Regional	
Shippensburg		W 22-13	Regional	
Shippensburg		W 13-6	Regional	
Troy State		W 19-1	National	
Cal Poly Pomona		L 0-10	National	
New Haven		L 9-11	National	
1986	Jacksonville State	SIU-Edwardsville	W 4-0	Regional
		Troy State	L 4-13	Regional
		Sam Houston St.	L 6-8	Regional
	Tennessee-Martin	Valdosta State	L 1-8	Regional
		MD-Baltimore Co.	W 14-6	Regional
		Valdosta State	L 3-16	Regional
	Troy State	Sam Houston St.	W 8-7	Regional
		Jacksonville St.	W 13-4	Regional
		Sam Houston St.	W 6-4	Regional
		Mankato State	W 8-6	National
		New Haven	W 7-5	National
		Cal St.-Sacramento	W 9-1	National
Columbus		W 5-0	Championship	
Valdosta State	Tenn.-Martin	W 8-1	Regional	
	Columbus	L 6-9	Regional	
	Tenn.-Martin	W 16-3	Regional	
	Columbus	L 7-12	Regional	
1987	North Alabama	SIU-Edwardsville	L 4-11	Regional
		Troy State	L 0-4	Regional
	Troy State	North Alabama	W 4-0	Regional
		SIU-Edwardsville	W 8-5	Regional
		SIU-Edwardsville	W 3-1	Regional
		Tampa	W 6-0	National
Cal St.-Dom. Hills		W 6-2	National	
Wright State		W 8-7	National	
Tampa	W 7-5	Championship		

Year	Team	Opponent	Score	Tournament	
1987 (cont.)	Valdosta State	Longwood	W 14-1	Regional	
		Columbus	L 5-8	Regional	
		Columbus	L 8-14	Regional	
1988	Delta State	Jacksonville St.	L 5-13	Regional	
		Troy State	W 9-7	Regional	
		C. Missouri State	W 9-8	Regional	
		Jacksonville St.	W 10-6	Regional	
		Jacksonville St.	L 2-8	Regional	
	Jacksonville State	Delta State	W 13-5	Regional	
		C. Missouri State	W 13-3	Regional	
		Delta State	L 6-10	Regional	
		Delta State	W 8-2	Regional	
		Cal St.-Sacramento	L 0-3	National	
		New Haven	L 7-8	National	
	Troy State	C. Missouri State	L 7-8	Regional	
		Delta State	L 7-9	Regional	
	1989	Delta State	Jacksonville St.	L 10-11	Regional
			North Alabama	L 4-8	Regional
Jacksonville State		Delta State	W 11-10	Regional	
		North Alabama	W 8-1	Regional	
		North Alabama	W 8-5	Regional	
		New Haven	W 12-4	National	
		Rollins	W 6-5	National	
		New Haven	L 2-5	National	
		New Haven	L 6-10	National	
North Alabama		Delta State	W 8-4	Regional	
		Jacksonville St.	L 1-8	Regional	
		Jacksonville St.	L 5-8	Regional	
1990	Jacksonville State	MO Southern St.	W 19-5	Regional	
		Troy State	L 2-6	Regional	
		Troy State	W 5-0	Regional	
		Troy State	W 11-2	Regional	
		Phila. Textile	W 3-1	National	
		Tampa	W 10-8	National	
		Tampa	W 3-0	National	
		Cal St.-Northridge	W 12-8	Championship	
	Troy State	MO Southern St.	W 10-5	Regional	
		Jacksonville St.	W 6-2	Regional	
		Jacksonville St.	L 0-5	Regional	
		Jacksonville St.	L 2-11	Regional	
1991	Delta State	Troy State	W 11-5	Regional	
		Jacksonville St.	L 4-7	Regional	
		Jacksonville St.	W 10-4	Regional	
		Jacksonville St.	L 0-2	Regional	
	Jacksonville State	Troy State	W 2-0	Regional	
		Delta State	W 7-4	Regional	
		Delta State	L 4-10	Regional	
		Delta State	W 2-0	Regional	
		Shippensburg	W 6-5	National	
		SIU-Edwardsville	W 15-1	National	
		UC-Riverside	L 10-12	National	
		UC-Riverside	W 5-2	National	
	MO Southern St.	W 20-4	Championship		
	North Alabama	Longwood	L 2-5	Regional	
		Armstrong State	W 13-4	Regional	
Longwood		L 3-8	Regional		
Troy State	Jacksonville St.	L 0-2	Regional		
	Delta State	L 5-11	Regional		

NCAA Division II Tournament Results (cont.)

<u>Year</u>	<u>Team</u>	<u>Opponent</u>	<u>Score</u>	<u>Tournament</u>
1992	North Alabama	Columbus	W 13-7	Regional
		West Alabama	L 2-10	Regional
		West Alabama	L 3-7	Regional
	Valdosta State	Tampa	L 5-7	Regional
		Florida Southern	L 1-5	Regional
	West Alabama	Columbus	W 10-8	Regional
		North Alabama	W 10-2	Regional
		North Alabama	W 7-3	Regional
		Mansfield	L 1-4	National
		Sacred Heart	W 7-6	National
Cal Poly SLO		L 2-6	National	
1993	North Alabama	Valdosta State	W 9-7	Regional
		Troy State	L 6-7	Regional
		Troy State	L 3-7	Regional
	Valdosta State	North Alabama	L 7-9	Regional
		Troy State	L 2-4	Regional
1994	Delta State	C. Oklahoma	L 2-6	Regional
		So. Colorado	W 7-6	Regional
		C. Oklahoma	W 17-5	Regional
		C. Oklahoma	W 9-6	Regional
		Mansfield	L 3-4	National
		Springfield	W 12-11 (10)	National
		Mansfield	W 6-1	National
		C. Missouri State	W 10-3	National
		C. Missouri State	L 2-8	National
1995	Delta State	Valdosta State	W 8-1	Regional
		North Alabama	L 6-13	Regional
		North Alabama	L 8-9	Regional
	North Alabama	Valdosta State	L 10-11	Regional
		Delta State	W 13-6	Regional
		Delta State	W 9-8	Regional
		Valdosta State	L 8-9	Regional
	Valdosta State	Delta State	L 1-8	Regional
		North Alabama	W 11-10	Regional
		North Alabama	W 9-8	Regional
		Ashland	W 9-3	National
		Florida Southern	L 5-9	National
Bloomsburg		W 9-2	National	
Georgia College	L 7-9	National		
1996	Delta State	Wingate	W 10-2	Regional
		Abilene Christian	W 5-4	Regional
		Abilene Christian	W 4-2	Regional
		Tampa	W 8-4	National
		St. Joseph's (MO)	L 6-7	National
		Tampa	W 11-10	National
		Kennesaw State	L 1-3	National
1997	North Alabama	Elon	L 2-6	Regional
		C. Oklahoma	L 2-13	Regional
1998	Alabama-Huntsville	Tex. A&M-Kings.	W 8-1	Regional
		West Georgia	L 7-10	Regional
		Tarleton State	W 14-6	Regional
		West Georgia	W 12-2	Regional
		West Georgia	L 1-6	Regional
	West Georgia	Tarleton State	W 5-0	Regional
		Ala.-Huntsville	W 10-7	Regional
		Ala.-Huntsville	L 2-12	Regional
		Ala.-Huntsville	W 6-1	Regional
		Cal State-Chico	W 5-2	National
Tampa	L 1-5	National		
St. Joseph's	W 8-7	National		
Tampa	L 0-10	National		

<u>Year</u>	<u>Team</u>	<u>Opponent</u>	<u>Score</u>	<u>Tournament</u>	
1999	Alabama-Huntsville	North Alabama	L 4-7	Regional	
		Delta State	W 12-7	Regional	
		SE Oklahoma St.	L 6-8	Regional	
	Delta State	SE Oklahoma St.	L 6-7	Regional	
		Ala.-Huntsville	L 7-12	Regional	
	North Alabama	Ala.-Huntsville	W 7-4	Regional	
		SE Oklahoma St.	W 3-0	Regional	
		SE Oklahoma St.	W 4-2	Regional	
		W. Virginia State	W 15-9	National	
		Kennesaw State	L 3-10	National	
Rockhurst	L 3-4	National			
2000	Alabama-Huntsville	Abilene Christian	L 6-18	Regional	
		SE Oklahoma St.	L 7-9	Regional	
	Delta State	SE Oklahoma St.	W 11-9	Regional	
		Abilene Christian	W 14-13	Regional	
		SE Oklahoma St.	L 4-7	Regional	
		SE Oklahoma St.	L 5-11	Regional	
2001	Alabama-Huntsville	Abilene Christian	W 3-1	Regional	
		Delta State	L 5-7	Regional	
		Central Oklahoma	W 14-8	Regional	
		Delta State	L 10-11	Regional	
		Delta State	Central Oklahoma	W 5-4	Regional
			Ala.-Huntsville	W 7-5	Regional
	Ala.-Huntsville		W 11-10	Regional	
	North Florida		L 7-9	National	
	Tampa		W 14-11	National	
	UMass-Lowell		W 6-2	National	
	North Florida	W 11-7	National		
	St. Mary's	L 4-17	National		
2002	Delta State	Central Oklahoma	W 16-10	Regional	
		Abilene Christian	W 6-5	Regional	
		Abilene Christian	W 3-2	Regional	
		Ashland	L 5-12	National	
		Columbus State	L 5-6	National	
	Valdosta State	Abilene Christian	L 7-8	Regional	
		Central Oklahoma	L 6-11	Regional	
2003	Delta State	Southeastern OK	W 8-4	Regional	
		Abilene Christian	L 5-14	Regional	
		Central Oklahoma	W 18-8	Regional	
		Abilene Christian	L 10-13	Regional	
2004	Delta State	Incarnate Word	W 5-4	Regional	
		Southern Arkansas	W 6-5	Regional	
		Southern Arkansas	W 24-2	Regional	
		Central MO State	W 6-5 (10)	National	
		Columbus State	W 14-5	National	
		Central MO State	L 9-12	National	
		Central MO State	W 10-9	National	
		Grand Valley St.	W 12-8	Championship	
	Southern Arkansas	St. Mary's (TX)	W 10-2	Regional	
		Delta State	L 5-6	Regional	
		Incarnate Word	W 17-14	Regional	
Delta State	L 2-24	Regional			

Former GSC members in *ITALICS*.

ALL-TIME ALL-GSC TEAMS

1972

WESTERN

1B Benny Burtram, UWA
 2B Greg Marten, SELA
 3B Don Harper, DSU
 SS Mike Rosemond, DSU
 SS Robert Taylor, NC
 OF Kenny Haddock, UWA
 OF Danny LeBlanc, NS
 OF Mike Smith, DSU
 C James Bergeron, NS
 C Steve Tomaszewski, DSU
 P Matt Dinkle, NS
 P Mike Payne, DSU

EASTERN

1B Mike Donahue, UTM
 2B Ralph Clayton, JSU
 3B Eddie Echols, JSU
 3B Tony McGhee, TSU
 SS John Hunter, JSU
 OF Robert Boswell, TSU
 OF Larry Foster, JSU
 OF Benny Hale, UNA
 OF Dale Mathis, UNA
 C Danny Martin, TSU
 P Mike Galloway, JSU
 P Joe Kuchar, UTM
 P Steve Machen, JSU

1973

WESTERN

1B Darryl Woods, NWLA
 2B Allen Hames, DSU
 3B Paul Schultz, SELA
 SS Robert Taylor, NS
 UT Andy Davis, SELA
 OF Kevin Fogg, SELA
 OF Gary McKissick, DSU
 OF Darrell Herbert, NS
 OF Tommy Mims, DSU
 C James Bergeron, NS
 C Glen Lamas, SELA
 P Dennis Choate, NWLA
 P Matt Dinkle, NS
 P Pete Albritton, DSU
 P Richard Simon, SELA

EASTERN

1B Don Jackson, UTM
 2B Don Walton, TSU
 3B John Hunter, JSU
 SS Larry Long, UTM
 UT Jimmy Snow, JSU
 OF Larry Foster, JSU
 OF Bill Reeves, UWA
 OF Jeff Vardo, TSU
 OF Tommy Woo, JSU
 C Stan Steadman, UNA
 C Jay Johnson, UTM
 P Gary Cottingham, UWA
 P Doug Brantley, JSU
 P Dick Windbigler, UTM
 P Larry Craig, TSU

1974

WESTERN

1B Darryl Woods, NWLA
 2B Allen Hames, DSU
 3B Paul Schultz, SELA
 SS Bob Hrapmann, NWLA
 OF Herman Grissom, NS
 OF Charlie Jackson, NWLA
 OF Dale Halladay, SELA
 OF Harry Perry, DSU
 OF Robert Street, MC
 UT Bobby Taylor, NS
 DH Al Difabio, DSU
 C Darrell Hebert, NS
 C Steve Tomaszewski, DSU
 P Jeff Fay, NS
 P Pete Albritton, DSU
 P Joe Hubla, DSU
 P Dennis Choate, NWLA

EASTERN

1B Jim Snow, JSU
 2B Roger Ralph, UNA
 3B Ralph Clayton, JSU
 SS Bobby Carney, UWA
 OF Lannie Belue, UNA
 OF Mike Shambre, UTM
 OF Darrell Ingram, JSU
 OF Curtis Williams, TSU
 UT Jeff Vardo, TSU
 DH Ted Saenz, UWA
 C Stan Steadman, UNA
 C Evan Edge, JSU
 P Mike Galloway, JSU
 P David George, UNA
 P Jim Moloney, UTM
 P Roger Mayo, JSU

1975

WESTERN

1B Bryan Rodgers, DSU
 2B Steve Odom, MC
 3B Paul Schultz, SELA
 SS Andy Davis, SELA
 OF Carl Zornes, NS
 OF Kevin Fogg, SELA
 OF Chris Michael, MC
 UT Mike Lavin, SELA
 UT Mike Jones, MC
 C Mike Mulligan, NS
 C Mark Butler, SELA
 P Jeff Fay, NS
 P Bill LePine, NS
 P Mike Fielder, DSU
 P Wayne Silva, SELA

EASTERN

1B Roger Ralph, UNA
 2B Tommy Monk, UWA
 3B Mark Stafford, UTM
 SS Mike Morrison, JSU
 OF Darrell Ingram, JSU
 OF Sonny Mosley, JSU
 OF Walter Glass, UTM
 UT Rick Maze, UNA
 UT Mack Moore, UTM
 C Tommy Snell, UWA
 C Evan Edge, JSU
 P Ted Barnicle, JSU
 P Curtis Williams, TSU
 P Danny Mitchell, UTM
 P Roger Mayo, JSU

1976

WESTERN

1B Mike Lavin, SELA
 2B Ricky Perkins, DSU
 3B Terry Covington, DSU
 SS Andy Davis, SELA
 SS Steve McEwin, DSU
 OF Carl Zornes, NS
 OF Kevin Fogg, SELA
 OF Sonny Clay, DSU
 OF Chris Michael, MC
 UT Gary McDonnell, NS
 C Mike Mulligan, NS
 C Mark Butler, SELA
 P Charles Hughes, DSU
 P Kenny Lehrmann, SELA
 P Eric Champagne, NS
 P Stewart Cliburn, DSU

EASTERN

1B Ted Saenz, UWA
 2B Sammy Davis, JSU
 3B Butch Lanier, JSU
 SS Jeff Vardo, TSU
 OF Dale Horn, UTM
 OF Larry Ketchum, UNA
 OF Wayne Ragland, JSU
 OF Walter Glass, UTM
 UT Bobby Carney, UWA
 DH Jay Graham, JSU
 P Steve Gamble, JSU
 P Mike Lamb, JSU
 P Ron Pierce, TSU
 P Phil Lolley, UWA

1977

WESTERN

1B Bryan Rodgers, DSU
 2B Ricky Perkins, DSU
 3B Jimmy Newquist, DSU
 SS Tom Waring, DSU
 OF Bubba McBrain, DSU
 OF Tim Harvey, DSU
 OF Gary McDonnell, NS
 UT Tim Richard, NS
 DH Ernie Johns, SELA
 C John Crawford, DSU
 C Mike Mulligan, NS
 C Mark Butler, SELA
 P Keil North, NS
 P Stewart Cliburn, DSU
 P Steve Sandori, DSU
 P Kenny Lehrmann, SELA

EASTERN

1B Stan Treadway, JSU
 2B Mike Morrison, JSU
 3B Randy Rand, TSU
 SS Sammy Davis, JSU
 OF Dale Horn, UTM
 OF David Couch, UTM
 OF Randy Putman, JSU
 UT Andre Wood, JSU
 DH Wayne Hollyhand, UWA
 C Mack Moore, UTM
 C Glen Hildreth, UNA
 C Ron Pierce, TSU
 P Steve Gamble, JSU
 P Darryl Cantrell, UNA
 P Terry Abbott, JSU

1978

WESTERN

1B Russ Marsh, SELA
 2B Bob Harju, SELA
 3B Wayne Golden, SELA
 SS Mike Kinnison, DSU
 OF Bubba McBrain, DSU
 OF Donnie Midkiff, NS
 OF Steve Grigas, SELA
 OF Gus Malespin, SELA
 UT Ricky Perkins, DSU
 DH Stacy Carmichael, MC
 C Chris Belmont, SELA
 C John Crawford, DSU
 P Steve Sandroni, DSU
 P Ty Carter, DSU
 P Kenny Lehrmann, SELA
 P Blaine Roseberry, SELA
 P Randy Blanchard, NS

EASTERN

1B Wayne Hollyhand, UWA
 2B Kenney Gilmore, TSU
 3B Randy Rand, TSU
 SS Carey Smith, UTM
 OF David Couch, UTM
 OF Kenny Weimorts, UWA
 OF Cooter Swanson, TSU
 UT Luke Weimorts, UWA
 DH Mark Sparks, UNA
 C Buster Bergstrom, TSU
 C Glen Hildreth, UNA
 P Darryl Cantrell, UNA
 P Jeff Rhodes, JSU
 P Rick Harrison, TSU
 P Andy Giannini, TSU
 P Randy Smith, UWA

From 1973-79 and 1983-91, the GSC chose an All-Conference Team and All-Division Teams. Those players who were selected All-Conference are in **BOLD**.

1979

WESTERN

1B Russ Marsh, SELA
 2B Danny Hrapmann, NS
 3B Glenn Duplessis, SELA
 SS Bob Harju, SELA
 OF Bubba McBrain, DSU
 OF Timbo Baird, DSU
 OF Gus Malespin, SELA
 UT Tim Richard, NS
 DH Charlie Russell, MC
 C Eric Stevens, NS
 C Barry Lyons, DSU
 P Mike Persons, MC
 P Randy Blanchard, NS
 P Blaine Roseberry, SELA
 P Kevin Medlock, DSU

EASTERN

1B Donny Hensley, UTM
 2B David Crawford, JSU
 3B Stan McCauley, TSU
 SS Keith Luker, UWA
 OF Crestwell Pratt, JSU
 OF Steve Romine, TSU
 OF Bill Zipp, UTM
 UT Jack Tinkler, TSU
 DH Billy Fultz, UWA
 C Buster Bergstrom, TSU
 P Jeff Anderson, UNA
 P Andy Giannini, TSU
 P Keef Pettis, UWA
 P John Mortillaro, JSU

1980

1B Bart Cregeen, UNA
 2B Dale Bowen, DSU
 3B Dennis Cleveland, JSU
 SS Tom Walston, UTM
 OF Timbo Baird, DSU
 OF Joe Carlo, UNA
 OF Steve Leppert, JSU
 UT Jack Tinkler, TSU
 DH Bob Boyte, MC
 C Barry Lyons, DSU
 C Rich Bouchillon, TSU
 P Andy Giannini, TSU
 P Mike Bennett, UTM
 P John Mortillaro, JSU
 P Pat Malinski, TSU

1982

1B Scott Bowlin, UWA
 2B Pedro LaTorre, TSU
 3B Joe Lapka, JSU
 SS Tony Kirkland, TSU
 OF Bart Cregeen, UNA
 OF Mark Graham, DSU
 OF Jim Winters, JSU
 UT Andy Lashley, UWA
 DH Ronald Davis, DSU
 C Barry Lyons, DSU
 C Nana Clark, UWA
 P Wes Britt, TSU
 P Chris Burgess, DSU
 P John Mortillaro, JSU
 P Steve Schroeder, UWA

1983

WHITE

1B Jeff Bell, UNA
 2B Jeff Hughes, JSU
 3B Jimbo Willis, UTM
 SS Bruce Hamrick, JSU
 OF Charles Culberson, JSU
 OF Mark Graham, DSU
 OF Randy Kelley, UNA
 UT Barry Henderson, JSU
 DH Mike Moore, DSU
 C Mike Blair, JSU
 C Gary Pitman, UTM
 P Chris Burgess, DSU
 P Kevin Tuck, UTM
 P Scott Whaley, JSU
 P Kent Willis, UNA

BLUE

1B Wayne Fugett, VSU
 2B Jerry Briggs, TSU
 3B Greg Waits, VSU
 SS Charlie Moore, VSU
 OF Keith Bragg, TSU
 OF Chuck DeVane, VSU
 OF Duane McFarland, UWA
 OF June Munford, VSU
 UT Osvaldo Jiminez, TSU
 DH Richey Hines, MC
 C Mike Ruff, VSU
 C Brooks Warren, MC
 C Tim Watkins, MC
 P Jeff Agerter, VSU
 P Mark Floyd, TSU
 P Ricky Tucker, VSU

1984

WHITE

1B Jim Booth, MC
 2B Buck Watford, TSU
 3B Brian Pinnell, TSU
 INF Ricky Hines, MC
 OF Ed Bradley, MC
 OF Mike Bearden, TSU
 OF Mike Jones, VSU
 UT Brooks Warren, MC
 DH Dave Banks, TSU
 C Ray Stephens, TSU
 C Vincent Tillis, MC
 P Tim Watkins, MC
 P Kerry Page, MC
 P Rickey Knotts, TSU
 P Bobby Hurtt, VSU

BLUE

1B Mark Hanson, JSU
 2B Kevin Creech, UWG
 3B Ricky Chavez, UNA
 SS Roger Hill, DSU
 OF Charles Culberson, JSU
 OF Ron Ivey, DSU
 OF Jim McBrayer, UWG
 UT Chris Garmon, JSU
 DH Mike Moore, DSU
 C Thomas Wilson, JSU
 C Joe Casbarro, UWG
 P Greg Valentini, UWG
 P Robert Lopez, UNA
 P Mike Prather, UTM
 P Chris Parker, JSU

1985

NORTH

INF Lee Hayes, DSU
 2B Roger Hill, DSU
 3B Richard Craven, UTM
 SS Chris Nolley, UWG
 OF Cedric Landrum, UNA
 OF Harry Shelton, UNA
 OF Jim Willis, UTM
 UT Rick Chavez, UNA
 DH Stuart Lewis, UWG
 C Gary Meredith, DSU
 C Joe Casbarro, UWG
 P Robert Lopez, UNA
 P Randy Gurlen, DSU
 P Bruce Beckman, UTM
 P Johnnie Taylor, DSU

SOUTH

INF Richey Hines, MC
 2B Ed Nix, TSU
 3B Buck Watford, TSU
 SS Jo Jo Blaha, VSU
 OF Andy Anthony, VSU
 OF Mike Jones, VSU
 OF Tonye Lasseeter, MC
 UT Wendell Stephens, TSU
 DH Dave Banks, TSU
 C Ray Stephens, TSU
 C Kevin Spooner, VSU
 P Chuck Stanhope, TSU
 P Tim Watkins, MC
 P Chris Nixon, VSU
 P Ron Warren, TSU

1986

NORTH

INF Chris Garmon, JSU
 2B Stuart Lewis, UWG
 3B Mark Krumback, UNA
 SS Stewart Lee, JSU
 OF Harry Shelton, UNA
 OF Churchill Moore, UTM
 OF Andre London, UWG
 OF Craig Daniels, JSU
 UT Terry Ivey, UWG
 DH Eddie Serrano, UNA
 C Scooter Tucker, DSU
 C Chuck Wagner, JSU
 P Steve Marriam, JSU
 P Mark Eskins, JSU
 P Frankie Turner, UNA
 P Martin Newby, UTM

SOUTH

INF Dominick Atteo, VSU
 2B Mark Smartt, TSU
 3B Jeff Branson, UWA
 SS Jo Jo Blaha, VSU
 OF Terry Sawick, VSU
 OF Warren Arrington, TSU
 OF Vince Kindred, TSU
 UT Wayne Busby, MC
 DH Wendell Stephens, TSU
 C Steve Browning, VSU
 C Brian Petrarca, UWA
 P Kevin Faulkner, VSU
 P Ron Warren, TSU
 P Mike Perez, TSU
 P Dennis Crawford, VSU

1987

WEST

1B Robert Maracigan, UNA
 2B JD Ramirez, UNA
 3B Nick Huber, MC
 SS Jeff Branson, UWA
 OF Mike Kraft, DSU
 OF Churchill Moore, UTM
 OF Ken Higginbotham, UWA
 UT Roger Gum, UTM
 DH Mike Posey, DSU
 C Scooter Tucker, DSU
 C David Jones, UWA
 P Chuck Ashcraft, UNA
 P Jesus Rivera, UNA
 P Tom Hostetler, DSU
 P LaDell Branson, UWA

EAST

1B Jude Rinaldi, TSU
 2B Harold Ragsdale, JSU
 2B Mark Smartt, TSU
 3B Mike Elmore, TSU
 3B Stewart Lee, JSU
 SS John Gordon, VSU
 OF Jon Underwood, JSU
 OF Jim Karanassos, JSU
 OF Warren Arrington, TSU
 UT Steve Eaton, TSU
 DH Larry Gryskevich, VSU
 C Steve Browning, VSU
 P Scott McMullen, TSU
 P Steve Marriam, JSU
 P Junior Vizcaino, VSU
 P James Wray, TSU

All-Time All-GSC (cont.)

1988

WEST

1B Doug Brown, UTM
 2B Mike Patterson, DSU
 3B Nick Huber, MC
 SS **Jeff Branson, UWA**
 OF **Joe Blakey, UNA**
 OF Darrel Risberg, UTM
 OF Tim Tyson, DSU
 UT **JD Ramirez, UNA**
 DH **Michael Bridges, UWA**
 C Fred Veronezi, UWA
 C **Scooter Tucker, DSU**
 P **Woody Culp, UWA**
 P Tony Richard, MC
 P **Ron Hogan, DSU**
 P Jose Martinez, UNA

EAST

1B **Mac Seibert, JSU**
 2B **Mike Cassala, VSU**
 3B **Stewart Lee, JSU**
 SS Steve Fanning, TSU
 OF **David Cospers, VSU**
 OF Allen Duff, UWG
 OF **Jim Karanassos, JSU**
 UT Steve Eaton, TSU
 DH Michael Davis, UWG
 C Marc Russo, TSU
 C **Rick Giannuzzi, JSU**
 P **James Wray, TSU**
 P Rodney Brooks, TSU
 P **Jim Smith, JSU**
 P Todd Jones, JSU

1989

WEST

1B Kyle Coleman, UTM
 2B **Mike Madej, UNA**
 3B **Tim Gillis, UWA**
 SS Mark Hayes, DSU
 OF Sean Doyle, DSU
 OF **Dan Bock, UNA**
 OF Rusty Smith, UNA
 UT **Mike Burns, UNA**
 DH Scott McMakin, UTM
 C Phillip Evans, UNA
 C **Mike Posey, DSU**
 P **Russ Cleveland, UNA**
 P **Doug King, DSU**
 P **Rick Shackle, DSU**
 P Tony Richard, MC

EAST

1B **Mac Seibert, JSU**
 2B Dennis Sellers, UWG
 3B Tom Dorton, JSU
 SS **Dirk Williams, TSU**
 OF **Xavier Isaac, UWG**
 OF **Brian Roberts, JSU**
 OF Darrien Teals, VSU
 OF Junior Shumpert, TSU
 UT Scott Mixon, UWG
 DH **Michael Davis, UWG**
 C Mike Vegara, VSU
 C **Brian Dunn, TSU**
 P Paul Kish, VSU
 P Davis McDaniel, UWG
 P **Craig Holman, JSU**
 P **Jim Dennison, JSU**

1990

WEST

1B **Jerry Mitchum, UNA**
 2B Britt Jones, UWA
 3B George Gann, UWA
 SS **Michael Carter, UWA**
 OF Greg King, UTM
 OF **Greg Bowles, UNA**
 OF Bobby Picou, DSU
 UT Richard Matz, UTM
 DH Rick Collier, DSU
 C **Scott McMakin, UTM**
 C Mike Weems, UNA
 P Jeff Dodson, UWA
 P **Robby Lamar, UNA**
 P Ken Head, UNA
 P Chris Hayes, DSU

EAST

1B Todd White, VSU
 2B **Keith Black, TSU**
 3B **John Martin, UWG**
 SS Scott Sprick, JSU
 OF Junior Shumpert, TSU
 OF Mark Adams, JSU
 OF **Merritt Bowden, JSU**
 OF **Scott Ates, TSU**
 UT **Rusty Brown, VSU**
 DH **Todd Pennington, UWG**
 C Randy Belyeu, JSU
 C **Joel Smith, TSU**
 P David Strain, JSU
 P **Todd Altaffer, JSU**
 P **Stoney Melton, TSU**
 P **Ward Thigpen, TSU**

1991

WEST

1B **Rick Collier, DSU**
 2B Jeff Long, DSU
 3B Rickey Drexler, UWA
 SS **Craig Bryant, UNA**
 OF Greg King, UTM
 OF **Norberto Erazo, UWA**
 OF Rusty Smith, UNA
 OF Brad Cohen, DSU
 UT Tom Graham, UWA
 DH Hayland Hardy, DSU
 C Brad Handley, UWA
 C Brian Cuffle, DSU
 P **Kent Sullivan, UNA**
 P Jason Eatman, UWA
 P **Brad Teague, DSU**
 P Duane Case, DSU

EAST

1B Eric Blissett, VSU
 2B **Keith Black, TSU**
 3B **Wayne Puckett, UWG**
 SS Jose Trujillo, TSU
 OF **Merritt Bowden, JSU**
 OF **Bryan McLain, UWG**
 OF Tracy Lee, TSU
 OF Jody Singleton, TSU
 UT **Baylor Alexander, VSU**
 DH **Ed Smith, TSU**
 C **Joel Smith, TSU**
 C **Randy Belyeu, JSU**
 P **Andy Dolson, TSU**
 P **Craig Holman, JSU**
 P David Hesterlee, UWG
 P Jeff Brown, TSU
 P Tim VanEgmond, JSU

1992

FIRST TEAM

1B Sean Starratt, UWA
 2B Paul Stroud, UWG
 3B Mike Plumlee, DSU
 SS Wayne Puckett, UWG
 OF Greg Bowles, UNA
 OF Bryan McClain, UWG
 OF Mark Adams, JSU
 UT Kenny Taylor, DSU
 DH David Smith, MC
 C Brad Handley, UWA
 C Kevin Henderson, UWG
 P Tom Pinson, VSU
 P Ken Head, UNA
 P Jeff Hoven, UWA
 P Chris LeFoy, UNA

SECOND TEAM

1B Carlos Baez, VSU
 2B Sean Buckingham, DSU
 3B Ricky Drexler, UWA
 SS Rusty Smith, UNA
 OF Michael Cudd, DSU
 OF Rodney Kay, UWG
 OF Harold Williams, UWA
 UT Kurt Titus, UNA
 DH Vinnie Birrittieri, VSU
 C Kenny Tew, MC
 C Brad Teague, DSU
 P Mike McNeer, MC
 P Sammie Ridley, UNA
 P Jason Eatman, UWA

1993

FIRST TEAM

Sean Starratt, UWA
 2B Robby Beaver, JSU
 2B Kent Scolamiero, UNA
 3B DJ Harris, UNA
 SS Jaime Stash, LMU
 OF Spade Bailey, LMU
 OF Terry Jones, UNA
 OF Rodney Mangham, UNA
 OF John Newsome, UWG
 UT Kenny Taylor, DSU
 DH Harold Williams, UWA
 C Randy Palmer, DSU
 C John Stratton, JSU
 P Blaine Beasley, UNA
 P Joe Burns, JSU
 P Sammy DiMartino, VSU
 P Bryan Shover, VSU

SECOND TEAM

1B Mitch Sexton, UNA
 2B Brent Polk, UWG
 3B Vinnie Birrittieri, VSU
 SS Earl Patrick, UWA
 SS Mike Howell, JSU
 OF Tom King, VSU
 OF Rob Nixon, UNA
 OF Craig Robertson, MC
 OF James Young, VSU
 UT Michael Young, MC
 DH Eric Ford, JSU
 C Jeff Cameron, UWA
 C Scott Simmons, VSU
 P Scott Dease, MC
 P Jeff Gregg, DSU
 P Junior Hoffman, UNA
 P Terry Pearson, UWA
 P Miles Tourigny, LMU

1B

All-Time All-GSC (cont.)

1994

WEST

1B Tony Montgomery, DSU
 2B Jason Cumberland, DSU
 3B Earl Partrick, UWA
 SS Rusty Alligood, UWA
 OF Ronkie Mulkey, MC
 OF Hector Aguila, UWA
 OF Paul LeClair, UWA
 OF Jason Thompson, DSU
 UT KC Crothers, UWA
 DH Jason Page, DSU
 C Scott Finley, MC
 C Jeff Cameron, UWA
 P Bubba Dixon, DSU
 P Jeff Wales, UWA
 P Jeff Gregg, DSU
 P Mark Wasson, DSU
 P Derek McDonald, UWA

EAST

1B Chad McGaughey, UWG
 2B Brian Garber, VSU
 3B Sean Gerrard, UNA
 SS Miguel Rivera, LMU
 OF Spade Bailey, LMU
 OF Neill James, VSU
 OF Rob Lanier, VSU
 OF Rob Nixon, UNA
 UT Ryan Patterson, UNA
 DH Chad Hall, UNA
 C Rob Giannola, UNA
 C Shannon Jernigan, VSU
 P Junior Hoffman, UNA
 P Cortez Wyatt, UWG
 P Paul O'Hearn, UNA
 P Dwayne Cushman, VSU
 P Bryan Shover, VSU
 P Jim Landers, UNA
 P Jeff Stephenson, LMU

1995

EAST

1B Alan Pate, UNA
 1B Jamie Chumley, UWG
 2B JJ Hunt, UWG
 SS Marvella Moore, UNA
 SS Franky Carrasquillo, VSU
 OF Brian Larsen, LMU
 OF Jeff Foote, UNA
 OF David Shelton, UNA
 DH Darrio Green, UNA
 C Joe Alewine, UWG
 C Chad Hall, UNA
 P Heath Reynolds, UNA
 P Shane Shook, VSU
 P Bryan Shover, VSU
 P Jed McAdoo, UWG

WEST

1B Ken McMahan, UCA
 1B Tony Montgomery, DSU
 2B Rodney Batts, DSU
 SS Rusty Alligood, UWA
 OF Jack Buckwalter, UCA
 OF Heath Bailey, DSU
 OF Jason Thompson, DSU
 OF Lane Burroughs, MC
 DH Spencer Holman, DSU
 UT Jason Jones, UWA
 C Jason Page, DSU
 C Jeff Cameron, UWA
 P Matt Baxter, UWA
 P Phillip Bailey, UCA
 P Dustin Riggs, DSU
 P Mark Wasson, DSU

1996

WEST

1B Spencer Holman, DSU
 1B Chris Starkey, SAU
 2B Craig Jones, ATU
 2B Rodney Batts, DSU
 SS Marc Taylor, DSU
 SS Chris Tipton, MC
 SS Steve Langhans, SAU
 3B Wes Uchtman, UCA
 3B Jason Wood, ATU
 OF Keith Holt, ATU
 OF Heath Bailey, DSU
 OF Casey Myrick, DSU
 OF Brandon Gray, MC
 OF Noah Miller, SAU
 DH Jeremy Dixon, DSU
 UT Tommy Potts, HSU
 C Jason Page, DSU
 C Ray Hagar, MC
 C Darren Jones, SAU
 P Scott Herrington, MC
 P Kevin Crafton, ATU
 P Josh Melton, DSU
 P Dave Townsend, DSU
 RP J.D. Robinson, DSU

EAST

1B Kevin Nichols, UAH
 1B Alan Pate, UNA
 2B Ryan Wheeler, LMU
 2B Franky Carrasquillo, VSU
 SS Mike Clark, LMU
 SS Matt Ciuffa, UWA
 3B Allen Butler, LMU
 3B David Barinowski, UWG
 OF Bailey Chancey, UAH
 OF Brent Skipper, UAH
 OF Chris Kline, LMU
 OF Bernard Hutchison, UM
 OF Danny Johnson, UM
 OF Darren Bush, VSU
 DH Scott McGhee, LMU
 UT Karl Tunon, UAH
 C Chad Hall, UNA
 C Joe Alewine, UAH
 P Erasmo Moreno, UAH
 P Scot Shields, LMU
 P Mick Fieldbinder, UM
 P George Mianowski, UNA
 RP Jason Neeley, UM

1997

WEST

1B Spencer Holman, DSU
 2B Dustin Allison, CBU
 2B Ty Miller, UCA
 3B Joey Urbanek, ATU
 3B Darrin Lay, CBU
 SS Jimbo Pinnix, DSU
 OF Tony Giovingo, UAM
 OF Jack Buckwalter, UCA
 OF Will Lowery, DSU
 OF Casey Myrick, DSU
 OF Judd Thomas, SAU
 OF Jose Velazquez, SAU
 DH Leon Wheelus, ATU
 C Nate Koen, UCA
 C Andy Player, SAU
 P David Ciesla, ATU
 P Tom Cerasuolo, UCA
 P Jeremy McClain, DSU
 P Brad Hall, SAU
 RP JD Robinson, DSU

EAST

1B Neil Jobe, UNA
 2B Sam Lee, UNA
 3B David Barinowski, UWG
 SS Alberto Morales, UNA
 SS Matt Ciuffa, UWA
 OF Kevin Cartee, UAH
 OF Chris Kline, LMU
 OF Bobby McDonald, VSU
 OF Brian Davis, UWG
 C Jeremy Bales, LMU
 C Jerry Whaley, UWG
 P Scot Shields, LMU
 P George Mianowski, UNA
 P Brandon Hauck, UNA
 P Greg Denly, VSU
 RP Scott Uhlich, UWA

1998
 FIRST TEAM

East Division

1B Kyle Nichols, UAH
 1B Steve Kosa, UNA
 1B Danny Antonelli, VSU
 2B Sam Lee, UNA
 2B Ken Jefferson, UWG
 3B Blake Bone, UAH
 3B Chance Melvin, UWA
 SS Brian Davis, UWG
 SS Mike Rhodes, UWF
 OF Travis Daniels, LMU
 OF Bill Martin, UM
 OF David Houseton, UNA
 OF Bobby McDonald, VSU
 OF Jermaine Jordan, VSU
 DH Stephen Jackson, UWF
 C Chris Poulsen, UWF
 C Jerry Whaley, UWG
 SP Jamie Hill, UAH
 SP David Landers, UNA
 SP Stephen Jackson, UWF
 RP Cliff Lord, UNA

West Division

1B James Strecker, HSU
 2B Greg Hartwick, ATU
 3B Joey Urbanek, ATU
 3B Eric Cameron, UCA
 3B Brian Rea, DSU
 SS Matt Clark, UAM
 SS Chace Peeler, HSU
 OF Shannon Rushing, UAM
 OF Brad Walker, ATU
 OF Dee Haynes, DSU
 OF Casey Myrick, DSU
 DH Chris Whitford, UCA
 C Scott Gentlemen, CBU
 C Andy Player, SAU
 SP Jeremy McClain, DSU
 SP Jeremy Luse, DSU
 SP Wes McKinney, HSU
 RP Tony Ferguson, ATU
 RP Brad Cartwright, UCA

SECOND TEAM

West Division

1B Scott Mann, ATU
 1B Chad Cooper, DSU
 2B Dustin Allison, CBU
 3B Billy Olivarria, SAU
 SS Craig Wright, ATU
 SS Ty Miller, UCA
 OF Scott Klicko, UAM
 OF Craig Bonsall, UCA
 OF Dean Koonce, UCA
 OF Dale Jensen, SAU
 OF Brian Connell, SAU
 DH Brad Blankenship, SAU
 C Nate Koen, UCA
 C Jason Cochran, DSU
 SP Brandon Zimmerman, ATU
 RP Russ Perkins, DSU

All-Time All-GSC Baseball Team (cont.)

1999

FIRST TEAM

SECOND TEAM

East Division
 1B Kyle Nichols, UAH
 2B Tony Cappola, UM
 2B Ryan Hall, UAH
 3B Chance Melvin, UWA
 3B Blake Bone, UAH
 SS Josh Willingham, UNA
 OF John Cutter, UAH
 OF Travis Daniels, LMU
 OF Adam Spino, LMU
 OF Denny Paganelli, UNA
 OF Bobby McDonald, VSU
 OF Xavier Smith, UWF
 OF Jeremy Kemp, UWG
 DH Walt Simmons, UWA
 C Dwight Pope, VSU
 SP Jamie Hill, UAH
 SP Brad Reeder, LMU
 SP Josh Johnson, UM
 SP Cliff Lord, UNA
 RP Todd Shiyuk, UAH

West Division
 1B Eric Cameron, UCA
 2B Jason Ham, SAU
 2B Craig Bonsall, UCA
 3B Brian Rea, DSU
 SS Denver Thompson, UAM
 OF Jamie Tucker, UAM
 OF Jeff Cavanaugh, ATU
 OF Dee Haynes, DSU
 OF Jose Gandara, SAU
 C Jamie Pogue, SAU
 SP Chad Yates, UAM
 SP Jeremy McClain, DSU
 SP Chris Pozza, SAU
 SP Emilio Sandoval, SAU
 RP Tony Ferguson, ATU

East Division
 1B Danny Antonelli, VSU
 SS Chris Browning, UM
 OF Ruffin Antuna, UM
 OF Matt Mitchell, UM
 OF Sparky Sparkman, UWA
 OF Daryl Blaze, UWG
 OF Jeremy Brostrom, UWG
 DH Seth Green, UAH
 DH Brad Reeder, LMU
 DH Sam Kile, UM
 C Jeremy Bales, LMU
 C Christian Gallegos, UNA
 SP Brian Pemberton, UAH
 SP Todd Ingle, UM
 SP Wally Whidby, UNA
 SP Chuck Robinson, UWG
 RP Matt Mitchell, UM
 RP Matt Greenwood, UNA

West Division
 1B Jason Cochran, DSU
 3B Anthony Giovingo, UAM
 SS Patrick Robey, DSU
 OF Frank Smith, DSU
 OF Heath Gibson, SAU
 OF Justin Durmon, SAU
 OF Ryan McMains, ATU
 C Neill Bartling, DSU
 SP Michael Freeman, ATU
 SP Chris Whitford, UCA
 RP Brad Cartwright, UCA
 RP Russ Perkins, DSU

2000

FIRST TEAM

SECOND TEAM

East Division
 1B J.J. Belk, UAH
 2B Michael Searcy, UNA
 3B Tony Cappola, UM
 SS Josh Willingham, UNA
 SS Jeff Segar, UM
 OF Chris Fears, UNA
 OF Denny Paganelli, UNA
 OF Lance Walker, VSU
 OF Jeremy Brostrom, UWG
 DH Walt Simmons, UWA
 C David Gates, UAH
 SP Bryan Gustafson, UAH
 SP Danny Shotts, UM
 SP Josh Johnson, UM
 SP Duite Welch, UNA
 RP Matt Mitchell, UM

West Division
 1B Zac Scott, CBU
 2B Bradley Clay, DSU
 2B Will Tidmore, SAU
 3B Joey Urbanek, ATU
 3B Brian Rea, DSU
 SS Chad Cope, SAU
 OF Ed Duncan, ATU
 OF Jeremy Gardner, UCA
 OF Dee Haynes, DSU
 OF A.J. Downs, DSU
 OF Dave Poulin, SAU
 DH Sean Jackson, HSU
 DH James Garvin, SAU
 C Eli Whiteside, DSU
 SP Matt Rudder, ATU
 SP Darren Ellison, UCA
 SP Roger Bonnette, DSU
 SP Chris Pozza, SAU
 SP Ross Cowling, SAU
 RP Bryan Nobile, DSU

East Division
 1B Sam Kile, UM
 2B Lance Ingram, UWA
 3B Blake Bone, UAH
 3B Corey Murks, UNA
 3B Scott Kappler, UWA
 SS Michael Friedlein, UWA
 OF Brian Carter, UM
 OF Chad Zaniewski, VSU
 OF Toby Evans, VSU
 OF Brian Jesko, UWF
 OF Scott Posey, UWF
 OF Kenny Tate, UWF
 DH Matt Mitchell, UM
 C Brodie Meadows, UWA
 SP Justin Wade, UAH
 SP Brian Pemberton, UAH
 SP Daniel Wren, UNA
 SP Andy Boutwell, VSU
 SP Bay Paul, UWF
 RP Matt Jansen, UAH

West Division
 1B Marcus Van Every, DSU
 1B Chris Green, SAU
 2B Craig Bonsall, UCA
 SS Brian Parkton, DSU
 OF Steve Green, UAM
 OF Brice Zimmer, UAM
 OF Asher Wunderl, ATU
 OF Peter Lucchesi, CBU
 DH Chad LaRose, UCA
 C Jake Sullivan, SAU
 SP T.J. Hendricks, HSU
 RP John Carter, ATU

2001

FIRST TEAM

SECOND TEAM

East Division
 C Wade Vincent, LMU
 1B Douglas Hargett, UNA
 2B Ron Riddle, UWG
 3B Scott Merkich, UWA
 SS Frederick Brown, UWG
 SS Wes Long, UAH
 SS Michael Friedlein, UWA
 OF David Gates, UAH
 OF Toby Evans, VSU
 OF Brian Jesko, UWF
 OF Jeremy Brostrom, UWG
 DH Steven Morris, LMU
 SP Adam Bass, UAH
 SP Curt Gilmore, VSU
 SP Matt Moyer, UWA
 SP Mark Huggins, UWG
 RP Jason Bulger, VSU

West Division
 C Eli Whiteside, DSU
 1B John Paul Davis, ATU
 2B Bradly Clay, DSU
 2B Will Tidmore, SAU
 3B Marcus Van Every, DSU
 SS Brian Parkton, DSU
 OF Matt Bloxom, UCA
 OF Frank Smith, DSU
 OF Seth Watson, HU
 OF Justin Durmon, SAU
 DH John Joiner, DSU
 SP Steven Oelke, CBU
 SP John Polles, DSU
 SP Miguel Ruiz, SAU
 SP Ross Cowling, SAU
 RP John Carter, ATU

East Division
 C Tharun Anderson, UNA
 C Brent Eberhart, UWF
 1B Ryan Cosner, LMU
 1B Nate Nord, UWG
 2B Mike Kaywood, LMU
 3B Jansen Eldridge, UWF
 OF Andy Evans, UAH
 OF David Kelley, LMU
 OF Robbie Stillwell, UWG
 DH Philip Donaldson, UAH
 SP Steven Morris, LMU
 SP Sammy Carter, LMU
 SP Brooks Edwards, UWG
 SP Andy Perkins, UWG
 RP Philip Donaldson, UAH

West Division
 C Jake Sullivan, SAU
 1B Steven Tomaszewski, DSU
 2B Steve Whaley, UAM
 2B Jeremy Goss, ATU
 2B Jason Cooper, UCA
 2B Michael Drennon, HU
 3B Cody Byerly, UAM
 SS Denver Thompson
 SS Damian Roberts, SAU
 OF Steve Green, UAM
 OF Asher Wunderl, ATU
 OF Pete Lucchesi, CBU
 OF Eric Smith, DSU
 OF Michael Bragg, HSU
 OF Dave Poulin, SAU
 DH Clayton Childers, SAU
 SP Tommy Taylor, UAM
 SP Jake Nowien, UAM
 SP Matt Walter, HU
 SP Matt Thomas, HU
 RP Clay Overby, DSU

All-Time All-GSC Baseball Team (cont.)

2002

FIRST TEAM		SECOND TEAM	
East Division	West Division	East Division	West Division
C Wade Vincent, LMU	C Kyle Player, HSU	1B Jared Patterson, UWF	C Brad Goss, ATU
C Walt Simmons, UWA	1B Steven Tomaszewski, DSU	2B Bryan Swift, UNA	C Zac Clement, CBU
1B Douglas Hargett, UNA	1B Bobby Beeson, SAU	2B Brandon Lewis, UWG	1B Rusty Cagle, CBU
2B Mike Kaywood, LMU	2B Barrett Ward, UCA	3B John Martin, VSU	2B Jeremy Goss, ATU
2B Scott Simpson, VSU	2B George Stricker, SAU	SS Luis Ferriero, UWF	2B Jason Cooper, UCA
SS Nathan Bowden, UNA	3B Andy Dillard, DSU	OF Drew Downs, UM	3B Tracy Geffre, SAU
SS Ron Riddle, UWG	SS Edwin Maysonet, DSU	OF Martin Jackson, UWA	OF Jake Dickinson, ATU
3B Jake Mathis, UAH	SS Melvin Falu, SAU	OF D.J. Turngate, UWF	OF Eric Smith, DSU
OF Stephen Morris, LMU	OF John Joiner, DSU	OF Shawn Johnson, UWG	OF Sean Camilleri, HU
OF Jeff Cochran, UNA	OF Clint Turman, DSU	OF Jonathan Leaf, UWG	OF Toby Pinson, HSU
OF Adam Wheeler, UNA	OF Stephen Smith, HU	SP Brent Davenport, UAH	DH Garrett Stout, SAU
OF Josey Shannon, UWF	OF Ric Prussing, SAU	SP Matt Jansen, UAH	SP Travis Liggett, UCA
DH Brandon Kizer, UNA	OF Clayton Childers, SAU	SP Stephen Morris, LMU	SP Reeves Smith, DSU
SP Sammy Carter, LMU	DH Michael Ferguson, OBU	SP Josh Brandon, UNA	SP Aaron Gurley, HU
SP Braxton Fernald, VSU	SP Steven Oelke, CBU	SP Tatum Brown, UNA	SP Jay Browning, SAU
SP Bryan Lee, UWF	SP Jay Garner, DSU	SP Brooks Edwards, UWG	RP John Carter, ATU
SP Josh McGowan, UWF	SP Bert Owens, HSU	RP Jason Pischke, UNA	RP Todd Ezzi, ATU
RP Corey Wachman, VSU	SP Brandon Buford, SAU		RP Garrett Stout, SAU
	RP Dusty Hughes, DSU		

2003

FIRST TEAM		SECOND TEAM	
East Division	West Division	East Division	West Division
C Justin Barnes, UAH	C Brad Goss, ATU	1B Ben Fox, LMU	C Kyle Player, HSU
C Chad McCoy, UNA	1B Ryan White, ATU	2B David West, UAH	C Bryan Jones, OBU
1B Jake Tippee, UNA	1B Justin Cone, HU	SS Harris Lee, UWG	1B Keith Fitzgerald, DSU
1B Brant Copeland, UWG	2B Edwin Maysonet, DSU	OF Ryan Cox, UAH	2B Matthew Threet, ATU
2B Jason Burgess, UWG	3B Zak Clark, UCA	OF Drew Newsom, UAH	SS Ben Neely, HU
3B Brock Beck, UNA	3B Mark Broome, DSU	OF Mark Enders, UNA	OF Clint Baxter, UAM
SS Wes Long, UAH	SS Eric Patten, DSU	OF Scott Fletcher, VSU	OF Clayton Childers, SAU
OF Trent Preuitt, UM	SS Geraldo Valentin, SAU	SP Adam Lingenfelter, VSU	OF Victor Duke, SAU
OF Sammy Watson, VSU	OF Jake Dickinson, ATU	SP Jason Herman, UWA	DH Andy Dillard, DSU
OF Demetrious Walker, UWF	OF Fred Moreton, UCA	SP Jason Ledbetter, UWG	SP Josh McClain, UAM
OF Shawn Johnson, UWG	OF Wes Hoover, CBU	RP Aaron Archambeau, UWF	SP Jason Heslep, ATU
DH Rusty Collins, UWG	OF Jud Thigpen, DSU	RP Joshua Edwards, UWG	SP Dusty Hughes, DSU
SP Adam Bass, UAH	DH Tracy Geffre, SAU		SP Justin Goodrich, HU
SP Davey Covey, VSU	SP Matt McAlpin, DSU		SP Bobby Beeson, SAU
SP Josh Sawyer, UWF	SP Brad Lightsey, DSU		RP Derek Wilson, UCA
SP Todd Androsko, UWF	SP Matt Walter, HU		
RP Jeremy Noegel, UWF	SP T.J. Hendricks, HSU		
	SP Brian Barr, SAU		
	RP Dustin Eisenbraun, SAU		

2004

FIRST TEAM		SECOND TEAM	
East Division	West Division	East Division	West Division
C Jared Rolen, UWG	C Adam Burton, UAM	1B Ryan Fillingim, UWF	C Brad Goss, ATU
1B Jake Tippee, UNA	1B Bobby Beeson, SAU	2B Mike Klug, UNA	C Craig Newton, DSU
2B Brandon Boles, UWA	2B Matthew Threet, ATU	SS Job Fugice, UNA	C Dustin Perry, HSU
3B Greg Connell, VSU	2B Victor Duke, SAU	SS Harris Lee, UWG	1B Ryan White, ATU
3B Patick Cottrell, UWF	3B Zak Clark, UCA	OF Jeff Branch, UM	1B Justin Cone, HU
SS Robert Morgan, VSU	3B Mark Broome, DSU	OF Mark Enders, UNA	2B Barrett Ward, UCA
OF Ryan Cox, UAH	SS Chris Dickens, UCA	OF Dustin Roberts, UWA	2B Clay Smith, DSU
OF John McDonald, VSU	SS Eric Patten, DSU	OF Ben Phillips, UWG	2B Jake Kirby, HU
OF Rafael Farrell, UWA	OF Jud Thigpen, DSU	OF Antwon Ammons, UWG	3B Morgan Trotter, HU
OF Peter Antoske, UWF	OF Brad Wallace, HSU	DH Will Partridge, UM	SS Angelo Lucchesi, CBU
OF Brandon Lewis, UWG	OF Chipper Crum, SAU	SP Taylor Pontius, UAH	SS Jeremy Beach, HSU
DH Dustin Carter, UWA	OF Aharon Eggleston, SAU	SP Bryan Lee, UWF	OF Jake Dickinson, ATU
SP Tyde Meadows, UAH	DH Ken Merrill, UAM	SP Aaron Archambeau, UWF	OF Brian Post, UCA
SP Sergio Romo, UNA	SP Teddy Willing, ATU	SP Jason Ledbetter, UWG	DH Chris Reed, DSU
SP Adam Lingenfelter, VSU	SP Drew Parr, UCA	SP Josh Edwards, UWG	SP Josh McClain, UAM
SP Todd Androsko, UWF	SP Matt McAlpin, DSU	RP Lee Boyd, UWA	SP Josh Barton, DSU
RP Clint Chambless, UWA	SP Bobby Beeson, SAU		SP Mark Connett, HU
	RP Dustin Eisenbraun, SAU		SP Brian Barr, SAU
			RP Randy Schrock, UAM

Four Time First Team All-GSC Selections (1)			
C	Barry Lyons	DSU	1979-82
Three Time First Team All-GSC Selections (25)			
3B	Paul Schultz	DSU	1973-75
SS	Andy Davis	SELA	1973-76
OF	Kevin Fogg	SELA	1973-76
C	Mike Mulligan	NS	1975-77
C	Mark Butler	SELA	1975-77
2B	Ricky Perkins	DSU	1976-78
P	Kenny Lehrmann	SELA	1976-78
OF	Bubba McBrain	DSU	1977-79
P	Andy Giannini	TSU	1978-80
C	Barry Lyons	DSU	1979-82
OF	Timbo Baird	DSU	1979-81
P	John Mortillaro	JSU	1979-80, 82
P	Chris Burgess	DSU	1981-83
P	Tim Watkins	MC	1983-85
SS	Jeff Branson	UWA	1986-88
3B	Stewart Lee	JSU	1986-88
C	Jeff Cameron	UWA	1993-95
C	Chad Hall	UNA	1994-96
1B	Spencer Holman	DSU	1995-97
OF	Casey Myrick	DSU	1996-98
P	Jeremy McClain	DSU	1997-99
OF	Bobby McDonald	VSU	1997-99
OF	Dee Haynes	DSU	1998-2000
3B	Brian Rea	DSU	1998-2000
3B	Joey Urbanek	ATU	1997-98, 2000

GULF SOUTH CONFERENCE AWARD WINNERS

BASEBALL COACH OF THE YEAR

1972	Ray Didier, NS	1987	Chase Riddle, TSU
	Rudy Abbott, JSU	1988	Boo Ferris, DSU
1973	Bob Ricketts, SELA	1989	Mike Lane, UNA
	Joe Hollis, TSU	1990	Rudy Abbott, JSU
1974	Rudy Abbott, JSU	1991	Bill Marchant, DSU
1975	Rudy Abbott, JSU	1992	Mark Hogan, UWA
	Ed Nixon, MC	1993	Mike Lane, UNA
1976	TC Calmes, NSU	1994	Bill Marchant, DSU
1977	Rudy Abbott, JSU	1995	Tommy Thomas, VSU
1978	Boo Ferris, DSU	1996	Bill Marchant, DSU
	Carl Torbush, SELA	1997	Mike Kinnison, DSU
1979	Boo Ferris, DSU	1998	"Doc" Fowlkes, UWG
1980	Chase Riddle, TSU	1999	Mike Lane, UNA
1981	Chase Riddle, TSU	2000	Mike Kinnison, DSU
1982	Chase Riddle, TSU	2001	Bobby Pierce, UAH
1983	Rudy Abbott, JSU	2002	Tommy Thomas, VSU
1984	Mike Lane, UNA	2003	Mike Kinnison, DSU
1985	Boo Ferris, DSU	2004	Mike Kinnison, DSU
1986	Chase Riddle, TSU		

PLAYER OF THE YEAR*

EAST DIVISION		WEST DIVISION	
1997	Sam Lee, UNA	1997	Spencer Holman, DSU
1998	Brian Davis, UWG	1998	Dee Haynes, DSU
1999	Chance Melvin, UWA	1999	Dee Haynes, DSU
2000	Tony Cappola, UM	2000	Zac Scott, CBU
2001	Jason Bulger, VSU	2001	Eli Whiteside, DSU
	Jeremy Brostrom, UWG	2002	Andy Dillard, DSU
2002	Douglas Hargett, UNA	2003	Tracy Geffre, SAU
2003	Wes Long, UAH	2004	Bobby Beeson, SAU
2004	Robert Morgan, VSU		

FRESHMAN OF THE YEAR*

EAST DIVISION		WEST DIVISION	
1997	Jeremy Bales, LMU	1997	Joey Urbanek, ATU
1998	Blake Bone, UAH	1998	Dee Haynes, DSU
1999	Daryl Blaze, UWG	1999	Ross Montgomery, HSU
2000	Scott Simpson, VSU	2000	Matt Bloxom, UCA
2001	Adam Bass, UAH	2001	John Polles, DSU
2002	Bryan Lee, UWF	2002	Barret Ward, UCA
2003	Josh Sawyer, UWF	2003	Dennis Long, ATU
2004	Peter Antoske, UWF	2004	Matt Warren, UCA
			Jeremy Hambrice, SAU

*--The GSC did not award a Player of the Year or Freshman of the Year before 1997.

ALL-TIME ACADEMIC ALL-GSC TEAMS

1986

Doug Berry, MC
Randy Blevins, JSU
Mark Bryan, MC
Terry Fancher, MC
Kevin Faulkner, VSU
Chris Garmon, JSU
Shane Harrington, DSU
Kurt Hughes, DSU
Terry Ivey, UWG
Ernie Milian, VSU

1987

Mark Bryan, MC
Mike Elmore, TSU
Terry Fancher, MC
Roger Gum, UTM
Jim Karanassos, JSU
Steve Narbo, MC
Tim Nelson, UWG
Russell Robertson, DSU
Chris Tice, DSU
Alan Whitfield, MC

1988

David Abbott, UWG
Brian Colwill, UNA
Todd Dugas, UWA
Dave Gault, MC
Tim Gillis, UWA
Ron Hogan, DSU
Nick Huber, MC
Jim Karanassos, JSU
Tony Richard, MC
Mac Seibert, JSU
Jeff Walker, MC

1989

Dan Bock, UNA
Barry Collier, MC
Brian Cooke, DSU
Kelly Dickinson, DSU
Dave Gault, MC
Jim Hazlett, JSU
David Hesterlee, UWG
Marcus Holland, TSU
Brad Hunter, UNA
Paul Kish, VSU
Billy Klein, JSU
Darrien Teals, VSU
David Vidrine, DSU

1990

Rusty Brown, VSU
Keith Davis, UWA
David Hesterlee, UWG
Marcus Holland, TSU
Drake Ibsen, JSU
Greg King, UTM
Richard Matz, UTM
Jody Singleton, TSU
Rusty Smith, UNA
Ward Thigpen, TSU
Jeff Walker, MC

1991

Steve Arnold, DSU
Eric Blissett, VSU
Michael Cudd, DSU
David Hesterlee, UWG
Drake Ibsen, JSU
John Mahalik, UNA
Richard Matz, UTM
Jon Powell, MC
Jody Singleton, TSU
Brad Teague, DSU

1992

Gerry Albright, UNA
Chad Altmeyer, MC
Craig Beesley, DSU
Jamie Creel, MC
Doug Crosby, MC
Shawn Hardin, VSU
Kevin Henderson, UWG
David Johnson, MC
John Newsome, UWG
Tom Pinson, VSU
Paul Stroud, UWG
Brad Teague, DSU
Tyrone Yarbrough, UWA

1993

Chad Altmeyer, MC
Spade Bailey, LMU
Craig Beesley, DSU
Casey Clark, UWA
Doug Crosby, MC
Brian Garber, VSU
Shawn Hardin, VSU
John Mahalik, UNA
John Newsome, UWG
Michael Young, MC

1994

Chad Altmeyer, MC
Brian Bartlett, UWG
Jon Cooper, UWG
Rich Dunlap, HSU
Michael Fancher, MC
Brian Garber, VSU
Tony Hancock, DSU
Chad McGaughey, UWG
Brian Shollenberger, UNA
David Shelton, UNA

1995

Heath Bailey, DSU
Paul Bagley, VSU
Casey Clark, UWA
Rich Dunlap, HSU
Brandon Gray, MC
Neal Holliman, UWA
Will Lofton, MC
Brad Sewall, MC
Shane Shook, VSU
Wyatt Tullos, MC
Mark Wasson, DSU
John Winscott, MC

1996

Jeff Barnett, VSU
David Ciesla, ATU
Casey Clark, UWA
Rich Dunlap, HSU
Brandon Gray, MC
Chason Meggs, UWF
Michael Miller, SAU
Casey Myrick, DSU
Bryant Richardson, ATU
Brent Skipper, UAH
Jeff Stephenson, LMU
Wyatt Tullos, MC

1997

Dustin Allison, CBU
Jeff Barnett, VSU
Craig Bonsall, UCA
David Ciesla, ATU
Brad Hall, SAU
Tom Kolodziej, CBU
Chason Meggs, UWF
Stephen Morrison, SAU
Jason Neeley, UM
Bryant Richardson, ATU
Jeff Ward, ATU

1998

Craig Bonsall, UCA
David Ciesla, ATU
Jason Dorminy, VSU
Daryl Jacobs, UWA
Dale Jensen, SAU
Eric Lea, UWA
Jeremy McClain, DSU
Ron Scott, CBU
Matt Stockman, UM
Joey Urbanek, ATU

1999

Craig Bonsall, UCA
Tony Cappola, UM
Matt Jansen, UAH
Chris Kirkland, UAH
Steve Kosa, UNA
Jeremy McClain, DSU
Brad Reeder, LMU
Chuck Robinson, UWG
Joey Urbanek, ATU
Josh Willingham, UNA

2000

Craig Bonsall, UCA
Tony Cappola, UM
Michael Freeman, ATU
Douglas Hargett, UNA
Donnie House, DSU
Matt Jansen, UAH
B.J. Jones, HSU
Brad Reeder, LMU
Zac Scott, CBU
Sparky Sparkman, UWA
Joey Urbanek, ATU
Josh Willingham, UNA

2001

Mark Forbus, UAH
Matt Jansen, UAH
Michael Freeman, ATU
Jeremy Gross, ATU
Zac Scott, CBU
Michael Nix, DSU
Marcus Van Every, DSU
Andy Paciorek, LMU
Douglas Hargett, UNA
Jeremy Brostrom, UWG

2002

Matt Jansen, UAH
John Carter, ATU
Michael Freeman, ATU
Jeremy Goss, ATU
Jay Garner, DSU
Steven Thomaszewski, DSU
Douglas Hargett, UNA
Braxton Fernald, VSU
Michael Smith, VSU
Brent Coley, UWG
Mark Huggins, UWG

2003

Ryan Cox, UAH
Kyle Olson, UAH
Clint Baxter, UAM
Andy Dillard, DSU
Brad Lightsey, DSU
Jake Kirby, HU
Brad Wallace, HSU
Josh Welborn, UNA
Michael McLanahan, OBU
Tracy Geffre, SAU
Render Parkman, VSU

2004

Ryan Cox, UAH
Kyle Olson, UAH
Zack Smith, UAM
Brian DeJean, CBU
Kyle Dorgan, CBU
Chad Lopes, CBU
Ben Boyd, HU
Jake Kirby, HU
Mark Enders, UNA
Michael McLanahan, OBU
Bobby Beeson, SAU

Four-time All-Academic Team Selections (2)

Craig Bonsall	Central Arkansas	1997-00
Matt Jansen	Alabama-Huntsville	1998-02

Three-time All-Academic Team Selections (7)

David Hesterlee	West Georgia	1989-91
Chad Altmeyer	Mississippi College	1992-94
Casey Clark	West Alabama	1993, 95-96
Rich Dunlap	Henderson State	1994-96
David Ciesla	Arkansas Tech	1996-98
Michael Freeman	Arkansas Tech	1999-00
Douglas Hargett	North Alabama	1999-00

GSC NATIONAL HONORS

FIRST AND SECOND TEAM ALL-AMERICANS

Current Members

1999	UAH (3) Kyle Nichols (1B) Todd Shiyuk (RP)	2003	SAU (1) Tracy Geffre (DH)*
2003	Adam Bass (SP)	1974	VSU (28) Sam Bowen (OF)
1999	UAM (1) Jamie Tucker (OF)	1977	Craig Viers (OF)* Skip Fite (2B) Steve McDiffitt (P) Cecil Whitehead (DH)
2001	ATU (1) John Paul Davis (IF)*	1978	Sal Amadeo (OF)* Cecil Whitehead (C)*
1995	UCA (1) Phillip Bailey (P)	1979	Sal Amadeo (OF) Frank Gonzales (2B)
1969	DSU (26) Bobby Tesch (2B)	1980	Joe Mederos (SS) Kelly Scott (P) Wayne Fugett (1B)
1977	Bubba McBrain (OF)	1982	Jeff Agerter (P) Wayne Fugett (1B)*
1978	Steve Sandroni (P)* Mike Kinnison (SS)	1983	Chuck Devane (OF)* Charlie Moore (SS) June Munford (DH)
1981	Timbo Baird (OF)*	1985	Mike Jones (OF)* Chris Nixon (P)*
1982	Barry Lyons (C)	1986	Terry Sawick (OF)*
1984	Mike Moore (DH)*	1992	Jo Jo Blaha (3B) Tom Pinson (P)
1985	Roger Hill (2B)	1993	Bryan Shover (P)*
1988	Ron Hogan (P)* Scooter Tucker (C)	1997	Greg Denly (P)* Bobby McDonald (OF)
1991	Rick Collier (1B)* Brad Teague (P)*	2002	Corey Wachman (RP)
1994	Bubba Dixon (P)*	2003	Sammy Watson (OF)
1996	Jason Page (C) Dave Townsend (P)	2004	Robert Morgan (SS)*
1998	Casey Myrick (OF)		UWA (4) Jeff Branson (SS)* Tim Gillis (3B)
1999	Dee Haynes (OF)* Jeremy McClain (P)*	1988	Sean Starratt (1B)*
2000	Dee Haynes (OF)*	1989	Chance Melvin (DH)*
2001	Marcus Van Every (3B)* Eli Whiteside (C)*	1993	UWF (1) Jeremy Noegel (RP)*
2002	Andy Dillard (3B)* Jay Garner (P)*	1999	UWG (7) Dan Logan (1B) Barry Evans (SS)
2003	Jud Thigpen (OF)*	1977	Bill Fite (DH)* Kevin Creech (3B)*
2004	Jud Thigpen (OF)* Chris Reed (DH)* Mark Broome (3B)	1978	Mike Davis (DH) Brian Davis (SS)* Ron Riddle (2B)*
	LMU (1) Miguel Rivera (SS)	1984	
1994	UM (3) Bill Martin (OF)	1989	
1998	Tony Cappola (3B)* Jeff Segar (DH)	1998	
2000	UNA (11) Cedric Landrum (OF)	2001	
1985	Mike Madej (IF)		
1989	Dan Bock (OF)		
1993	DJ Harris (3B) Terry Jones (OF)		
1995	Alan Pate (1B)		
1996	Alan Pate (1B)		
1998	Sam Lee (2B)*		
1999	Josh Willingham (SS)*		
2000	Josh Willingham (SS)		
2002	Douglas Hargett (1B)		

Former Members

1975	JSU (19) Ted Barnicle (P)* Butch Lanier (IF)* Stan Treadway (IF)* Sam Davis (OF) Steve Leppert (OF) Mike Blair (C)* Scott Whaley (P) Charlie Culberson (OF)* Chris Garmon (3B) Chris Garmon (1B)* Stewart Lee (3B) Jim Smith (P)* Stewart Lee (DH) Mac Seibert (1B)* Brian Roberts (OF)* Craig Holman (P)* Merritt Bowden (OF)* Mark Adams (OF)* John Stratton (IF)*	1983	MC (2) Rickey Hines (1B) Rickey Hines (1B)*
1977		1984	NS (1) Robert Taylor (IF)*
1980		1974	TSU (14) Kenny Gilmore (2B) Richard Bouchillon (C)* Kevin McDaniel (SS)* Danny Cox (P)* John Brower (DH) Pedro LaTorre (2B)* Brian Pinell (2B) Ray Stephens (C)* Vince Kindred (OF)* Mike Perez (P)* Jude Rinaldi (1B)* James Wray (P)* Ward Thigpen (P)* Todd Altaffer (P)
1982		1978	
1984		1980	
1986		1981	
1987		1982	
1988		1984	
1989		1985	
1990		1986	
1992		1987	
1993		1990	

*—First Team

NCAA STATISTICAL CHAMPIONS

	TEAM	
	<i>Batting</i>	
2001	Delta State	.369
	<i>Scoring</i>	
2001	Delta State	10.66
2002	Delta State	10.55
	<i>Stolen Bases</i>	
2000	North Alabama	205 SB
	<i>Earned Run Average</i>	
1990	North Alabama	1.88 ERA
2003	West Florida	2.70 ERA
	INDIVIDUAL	
	<i>Batting</i>	
1999	Jamie Tucker, UAM	.500
	<i>Runs Batted In</i>	
1999	Dee Haynes, DSU	92
	<i>Stolen Bases Per Game</i>	
1985	Ced Landrum, UNA	1.38 (69 SB)
	<i>Earned Run Average</i>	
1991	Kent Sullivan, UNA	.068 ERA
	<i>Victories</i>	
1978	Randy Smith, UWA	11-2
	Steve Sandroni, DSU	11-4
1983	Ricky Tucker, VSU	12-2
	Jeff Agerter, VSU	12-3
1994	Bubba Dixon, DSU	16-3
1996	Dave Townsend, DSU	16-1
1999	Jeremy McClain, DSU	15-0
	<i>Strikeouts Per Nine Innings</i>	
1989	Rick Shackle, DSU	12.1 (58 K)
	<i>Saves</i>	
1990	Joe Martinez, UNA	10
1999	Matt Greenwood, UNA	12

ABCA PLAYER OF THE YEAR

Year	Player	Pos.	School
1996	Dave Townsend	P	Delta State
1998	Brian Davis	SS	West Georgia
2000	Dee Haynes	OF	Delta State
2004	*Jud Thigpen	OF	Delta State

*—Position Player of the Year

NACDA PRE-SEASON GAMES

SCHOLAR-ATHLETE AWARD

Year	Player	Pos.	School
1998	David Ciesla	P	Arkansas Tech

GSC BASEBALL RECORDS

TEAM RECORDS

HITTING AND FIELDING

AT BATS

Game:	
65-Delta State vs. Le Moyne-Owen	1999
62-Harding vs. Arkansas Tech	2003
59-Central Arkansas vs. University of the Ozarks	1999
59-Montevallo vs. Lincoln Memorial	1996
57-Southern Arkansas vs. University of the Ozarks	1999
56-Jacksonville State vs. Oglethorpe	1972
55-West Alabama vs. Stillman	2000
54-Delta State vs. Union University	2001
54-Alabama-Huntsville vs. North Florida	2000
54-North Alabama vs. Grand Valley State	1985

Season:	
2,261-Valdosta State	1985
2,210-Delta State	2004
2,114-Delta State	2001
2,009-Alabama-Huntsville	1999
2,004-Valdosta State	1995
2,001-West Georgia	1998
1,995-Delta State	2000
1,989-Delta State	2002
1,970-Alabama-Huntsville	1998
1,960-Delta State	1978

BATTING AVERAGE

Season:	
.373-Jacksonville State (522-for-1,401)	1977
.369-Delta State (781-for-2,114)	2001
.366-Central Arkansas (621-for-1,697)	1998
.363-North Alabama (583-for-1,604)	1998
.357-North Alabama (598-for-1,673)	2002
.359-Montevallo (588-for-1,637)	1998
.358-Delta State (653-for-1,823)	1999
.358-Delta State (714-for-1,995)	2000
.356-Delta State (709-for-1,989)	2002
.356-Southern Arkansas (605-for-1,700)	1999
.356-Delta State (606-for-1,704)	1998

RUNS

Game:	
44-Delta State vs. Union University	2001
36-Delta State vs. Le Moyne-Owen	1999
34-West Georgia vs. Oglethorpe	1997
33-West Georgia vs. Atlanta Christian	1999
30-Central Arkansas vs. University of the Ozarks	1999
29-Southern Arkansas vs. University of the Ozarks	1999
29-Alabama-Huntsville vs. Kentucky Wesleyan	1996
29-Delta State vs. Mississippi College	1978

Season:	
650-Delta State	2001
620-Valdosta State	1985
612-Delta State	2002
605-Delta State	2004
590-Valdosta State	1986
568-Delta State	2000
549-Southern Arkansas	2004
534-Delta State	1999
531-West Georgia	1998
520-North Alabama	2000

HITS

Game:	
35-Delta State vs. Union University	2001
35-Delta State vs. Le Moyne-Owen	1999
35-West Georgia vs. Oglethorpe	1997
31-Southern Arkansas vs. University of the Ozarks	1999
31-North Alabama vs. West Florida	1997
30-Central Arkansas vs. University of the Ozarks	1999
30-Valdosta State vs. Shippensburg	1985

Consecutive:	
12-Delta State vs. Union University	2001
9-Delta State vs. Ouachita Baptist	2000
8-Delta State vs. West Alabama	1984
7-West Alabama vs. North Alabama	2003
7-Central Arkansas vs. Arkansas-Monticello	2000
7-West Alabama	1979

HITS (cont.)

Season:	
781-Delta State	2001
776-Valdosta State	1985
775-Delta State	2004
714-Delta State	2000
709-Delta State	2002
675-West Georgia	1998
673-Alabama-Huntsville	1999
672-Delta State	1996
654-Southern Arkansas	2004
653-Delta State	1999

DOUBLES

Game:	
12-Delta State vs. Le Moyne-Owen	1999
11-Southern Arkansas vs. University of the Ozarks	1999
10-Alabama-Huntsville vs. Lincoln Memorial	2004
10-Valdosta State vs. Morris Brown	2001
10-West Georgia vs. Atlanta Christian	1999
10-West Florida vs. Viterbo	1998

Season:	
149-Delta State	2004
149-Delta State	2002
148-Delta State	2000
145-Delta State	2001
144-Valdosta State	1985
142-Delta State	2003
142-North Alabama	1999
137-Southern Arkansas	2001
135-Alabama-Huntsville	1999
133-Alabama-Huntsville	2003

TRIPLES

Game:	
5-West Alabama vs. Stillman	2000
4-Held by six teams. Most recently by: Alabama-Huntsville vs. Oakland City	2000

Season:	
31-Valdosta State	1985
29-North Alabama	2000
27-Southern Arkansas	2004
26-Delta State	1977
25-North Alabama	1985

HOME RUNS

Game:	
8-Delta State vs. West Alabama	2000
8-Troy State vs. West Alabama	1985
8-Troy State vs. Delta State	1980
8-Jacksonville State vs. Nicholls State	1977

Consecutive Home Runs	
5-Alabama-Huntsville vs. West Alabama	1998
4-West Alabama vs. Stillman	1977

Season:	
131-West Georgia	1998
115-Jacksonville State	1977
99-Valdosta State	1985
93-Jacksonville State	1993

RUNS BATTED IN

Game:	
41-Delta State vs. Union University	2001
31-Delta State vs. Le Moyne-Owen	1999
30-West Georgia vs. Atlanta Christian	1999
29-Delta State vs. Southern Arkansas	2002
28-Southern Arkansas vs. University of the Ozarks	1999
28-Southern Arkansas vs. Central Arkansas	1997
27-Central Arkansas vs. University of the Ozarks	1999
27-Troy State vs. Jacksonville State	1986
27-Delta State vs. Indiana Central	1981
26-Held by four teams. Most recently by: Southern Arkansas vs. Christian Brothers	2002

GSC Baseball Records (cont.)

RUNS BATTED IN (cont.)

Season:

581-Delta State	2001
563-Delta State	2004
554-Delta State	2002
545-Valdosta State	1985
515-Delta State	2000
489-West Georgia	1998
480-Southern Arkansas	2004
480-Delta State	1999
456-Alabama-Huntsville	1999
453-Delta State	1998

TOTAL BASES

Game:

70-Delta State vs. Union University	2001
63-Delta State vs. Le Moyne-Owen	1999
52-Valdosta State vs. Morris Brown	2001
52-Troy State vs. Delta State	1980
49-Alabama-Huntsville vs. Kentucky Wesleyan	1996
47-Southern Arkansas vs. Ouachita Baptist	2002
47-West Alabama vs. Stillman	2000
47-Southern Arkansas vs. University of the Ozarks	1999
44-Montevallo vs. Faulkner	1998
44-West Alabama vs. Miles	1997

Season:

1,279-Valdosta State	1985
1,199-West Georgia	1998
1,187-Delta State	2004
1,136-Delta State	2000
1,116-Delta State	2002
1,077-Alabama-Huntsville	1999
1,073-Delta State	1999
1,018-Southern Arkansas	2004
1,004-Delta State	1981

CONSECUTIVE BATTERS TO REACH BASE

14-North Alabama vs. West Florida	1997
14-Delta State vs. Christian Brothers	1996
12-Delta State vs. Mississippi College	1995

SLUGGING PERCENTAGE

Season:

.703-Jacksonville State (985 TB, 1,401 AB)	1977
.599-West Georgia (1,199 TB, 2,001 AB)	1998
.589-Delta State (1,073 TB, 1,823 AB)	1999
.588-Montevallo (963 TB, 1,637 AB)	1998
.569-Delta State (1,136 TB, 1,995 AB)	2000
.568-Delta State (1,200 TB, 2,114 AB)	2001
.566-Valdosta State	1985
.561-Delta State (116 TB, 1,989 AB)	2002
.561-Delta State (956 TB, 1,704 AB)	1998
.559-Jacksonville State (834 TB, 1,491 AB)	1993

STOLEN BASES

Game:

18-Lincoln Memorial vs. Sue Bennett	1993
18-North Alabama vs. Lincoln (MO)	1992
15-West Georgia vs. Morris Brown	1996

Season:

260-North Alabama (302 attempts)	1985
208-North Alabama (229 attempts)	1995
205-North Alabama (237 attempts)	2000

HIT BY PITCH

Game:

7-West Alabama vs. Delta State	2004
7-Delta State vs. William Carey	2003
7-Delta State vs. Arkansas Tech	2002
7-Delta State vs. Henderson State	2002
7-West Alabama vs. North Alabama	1987
6-Alabama-Huntsville vs. Delta State	2004
6-Delta State vs. Arkansas-Monticello	2004
6-West Florida vs. Spring Hill	2002
6-Southern Arkansas vs. Arkansas Monticello	2002
5-Held by 14 teams. Most recently by: Central Arkansas, four times	2004

HIT BY PITCH (cont.)

Season:

152-Delta State	2002
119-Delta State	2003
113-Delta State	2001
106-Delta State	2004
96-West Alabama	2004
85-Central Arkansas	2004
81-Delta State	2000
78-Delta State	1999
73-Southern Arkansas	2004
73-Arkansas Tech	2001

BASES ON BALLS

Game:

22-Delta State vs. Jackson State	2003
19-West Georgia vs. Fort Valley State	1986
16-Arkansas Tech vs. Arkansas-Pine Bluff	1996
16-Delta State vs. Mississippi Valley State	1996
16-Delta State vs. Mississippi Valley State	1995
16-West Georgia vs. Harris Stowe	1984
16-West Alabama vs. North Alabama	1980
15-Southern Arkansas	2004
13-Delta State vs. William Carey	2004
12-Montevallo vs. Stillman	2003
12-West Alabama vs. Stillman	2003

Season:

385-Valdosta State	1985
335-North Alabama	1985
314-Alabama-Huntsville	2000
289-North Alabama	2000
287-North Alabama	1993

STRIKEOUTS

Game:

20-West Alabama vs. Fort Valley State	1986
20-Southeastern Louisiana vs. Jacksonville State	1975
19-Delta State vs. West Alabama	1992
19-West Alabama vs. Stillman	1977

RUNNERS LEFT ON BASE

Game:

20-Montevallo vs. West Florida	1998
19-Delta State vs. Jackson State	2003
19-Christian Brothers vs. Ouachita Baptist	2001
17-Montevallo vs. Stillman	2003
17-Montevallo vs. William Carey	2000
17-North Alabama vs. Grand Valley State	1985
17-West Georgia vs. Longwood	1984
16-Held by eight teams. Most recently by: Central Arkansas vs. St. Edward's	2004

SACRIFICE HITS

Game:

6-Montevallo vs. Lincoln Memorial	1997
5-Northwestern Louisiana vs. Southwest Texas	1972
5-Delta State vs. Troy State	1978
4-Held by several teams. Most recently by: Central Arkansas vs. Harding	2004
West Florida vs. North Alabama	2004

Season:

64-West Florida	1995
58-Montevallo	1999
54-North Alabama	1991
52-North Alabama	1988

SACRIFICE FLIES

Season:

49-Delta State	2004
45-Delta State	2003
43-Southern Arkansas	2004
43-Alabama-Huntsville	1996
36-North Alabama	1993
36-Valdosta State	1985

GSC Baseball Records (cont.)

PUTOUTS

Game:	
48-Montevallo vs. Lincoln Memorial	1996
42-Harding vs. Arkansas Tech	2003
42-Montevallo vs. Berry	2003
42-Alabama-Huntsville vs. Arkansas Tech	1999
42-Arkansas Tech vs. Alabama-Huntsville	1999
42-West Alabama vs. Delta State	1992
42-West Alabama vs. Huntingdon	1979
42-Nicholls State vs. Southwestern	1973

Season:	
1,642-Valdosta State	1985
1,575-Delta State	2004
1,471-Alabama-Huntsville	2000
1,452-West Alabama	1992
1,449-Valdosta State	2001
1,443-Alabama-Huntsville	1999
1,435-Alabama-Huntsville	1998
1,434-West Georgia	1998
1,427-Delta State	2001
1,424-Delta State	1978

ASSISTS

Game:	
33-Montevallo vs. Lincoln Memorial	1996
26-Alabama-Huntsville vs. North Alabama	1998
25-Troy State vs. Florida Southern	1985
22-West Florida vs. North Alabama	2002
22-West Florida vs. Alabama-Huntsville	2000
22-Arkansas Tech vs. Alabama-Huntsville	1999
22-West Alabama vs. Montevallo	1992
21-West Florida vs. West Georgia	2001
21-Alabama-Huntsville vs. West Florida	2000
20-Held by seven teams. Most recently by:	
West Alabama vs. West Florida	2003

Season:	
673-West Alabama	1992
671-Valdosta State	1985
670-Montevallo	2000
645-Delta State	2004
629-North Alabama	1999
626-Delta State	2000
621-Delta State	1978
620-Delta State	2001

ERRORS

Game:	
9-West Florida vs. Spring Hill	1996
9-Valdosta State vs. Florida Southern	1989
9-West Alabama vs. Delta State	1978
8-Montevallo vs. West Florida	2002
8-Arkansas Tech vs. Hawaii Pacific	2002
8-West Alabama vs. Birmingham Southern	2001
8-Alabama-Huntsville vs. California (PA)	2000
8-West Alabama vs. Belhaven	2000
8-Montevallo vs. West Georgia	1997
7-Held by six teams. Most recently by:	
West Florida vs. West Alabama	2004

FIELDING PERCENTAGE

Season:	
.969-Mississippi College (889 PO, 342 A, 39 E)	1983
.968-Delta State (1575 PO, 645 A, 74 E)	2004
.967-Delta State (1,391 PO, 567 A, 66 E)	2003
.966-Delta State (622 PO, 234 A, 30 E)	1973
.965-Southern Arkansas (1,197 PO, 479 A, 61 E)	1999
.964-Henderson State (849 PO, 400 A, 46 E)	1998
.963-Montevallo (1,392 PO, 670 A, 79 E)	2000
.961-Arkansas Tech (1,144 PO, 511 A, 67 E)	2003
.961-Lincoln Memorial (1,164 PO, 501 A, 67 E)	1998
.961-North Alabama (1,232 PO, 497 A, 70 E)	2000

DOUBLE PLAYS

Game:	
6-Alabama-Huntsville vs. Faulkner	2004
5-West Alabama vs. Stillman	2003
5-West Florida vs. West Georgia	2001
5-Jacksonville State vs. Tampa	1990
5-West Georgia vs. Samford	1986
5-Troy State vs. Columbus College	1981

DOUBLE PLAYS (cont.)

Season:	
67-Valdosta State	1985
61-Delta State	1985
57-West Alabama	1985

PITCHING

INNINGS PITCHED

Season:	
577.1-Valdosta State	1982
547.1-Valdosta State	1985
527.0-Valdosta State	1995

STRIKEOUTS

Game:	
21-Jacksonville State vs. Sewanee	1975
21-Tennessee-Martin vs. Washington	1972
20-Jacksonville State vs. Southeastern Louisiana	1975

Consecutive:

10-Valdosta State vs. Augusta (First 10 batters)	1983
10-Jacksonville State vs. West Alabama	1975
10-Tennessee-Martin vs. Lawrence (First 10 batters)	1972

Season:

488-Valdosta State	1995
468-Alabama-Huntsville	1999
464-Valdosta State	1997
459-Delta State	2001
457-Delta State	1996

RUNS ALLOWED

Game:	
39-Delta State vs. Memphis	1978
29-Mississippi College vs. Delta State	1978
26-West Alabama vs. Mississippi State	1985

HITS ALLOWED

Game:	
41-Delta State vs. Memphis	1978
29-West Florida vs. North Alabama	1997
28-West Florida vs. North Alabama	1995
27-North Alabama vs. Montevallo	1998
27-West Alabama vs. Mississippi State	1985
27-West Alabama vs. Jacksonville State	1982

BASES ON BALLS

Game:	
16-Harding vs. Freed-Hardeman	2001
16-North Alabama vs. West Alabama	1980
16-Mississippi College vs. Monmouth College	1974
15-Christian Brothers vs. North Alabama	2001
14-West Alabama vs. Mississippi State	1985
13-Alabama-Huntsville vs. Southeastern Oklahoma State	2000
13-Montevallo vs. West Alabama	1997
12-Harding vs. Southern Arkansas	2004
12-Alabama-Huntsville vs. North Florida	2000
12-West Florida vs. Tampa	1996

HIT BATTERS

Game:	
7-Delta State vs. West Alabama	2004
7-Southern Arkansas vs. Lyon College	2001
7-North Alabama vs. West Alabama	1987
7-Arkansas Tech vs. Delta State	2002
7-Henderson State vs. Delta State	2002
6-Central Arkansas vs. Union (TN)	2004
6-West Georgia vs. West Alabama	2001
6-West Florida vs. Spring Hill	1996
5-Held by seven teams. Most recently by:	
West Alabama vs. Central Arkansas	2004
West Florida vs. Saint Leo	2004

WILD PITCHES

Game:	
8-Delta State vs. North Alabama	1995
6-Harding vs. Arkansas-Monticello	2003
6-Harding vs. Arkansas-Monticello	2001
6-Mississippi College vs. Jackson State	1993

EARNED RUN AVERAGE

Season:	
2.20-Delta State (IP 335.1, R 141, ER 82)	1974
2.42-West Alabama	1973
2.66-North Alabama	1990

GSC Baseball Records (cont.)

SHUTOUTS

Season:	
14-Jacksonville State	1972
13-Jacksonville State	1991
10-Delta State	1982, 1994, 1995

CONSECUTIVE SCORELESS INNINGS

42.0-Jacksonville State	1972
28.2-Delta State	2002
23.1-Montevallo	2000
22.1-West Alabama	1991
22.1-West Alabama	1981

VICTORIES

54-Delta State	2004
53-Delta State	1996
52-Delta State	2003
50-Delta State	2002
50-Delta State	2001
49-Valdosta State	1982
48-Delta State	2000
47-Valdosta State	1985

CONSECUTIVE VICTORIES

28-Jacksonville State	1979
22-Valdosta State	1983
21-Delta State	2003
19-Delta State	2004
19-Delta State	2002
19-Delta State	2001
17-Delta State	2000
17-Southern Arkansas	2002
16-North Alabama	1985

HITTING AND FIELDING

AT BATS

Game:	
8-Jake Kirby, Harding vs. Arkansas Tech	2003
8-Morgan Trotter, Harding vs. Arkansas Tech	2003
8-Andy Evans, Alabama-Huntsville vs. Birmingham Southern	2001
8-David Monroe, West Georgia vs. Ogelthorpe	1997
8-Cedric Landrum, North Alabama vs. Grand Valley State	1985
8-Blake Rosson, North Alabama vs. Grand Valley State	1985

Season:

271-Mike Jones, Valdosta State	1985
261-Jud Thigpen, Delta State	2004
259-Mark Broome, Delta State	2004
250-Robert Morgan, Valdosta State	2004
247-Eric Patten, Delta State	2004
248-Bert Pickard, Delta State	2004
239-Aharon Eggleston, Southern Arkansas	2004
234-Marcus Van Every, Delta State	2001
233-Mike Kinnison, Delta State	1978
232-Brian Rea, Delta State	2000

Career:

834-Scott Simpson, Valdosta State	2000-03
792-Brian Rea, Delta State	1997-00
783-Tony Cappola, Montevallo	1997-00
782-Walt Simmons, West Alabama	1999-02
778-Wes Long, Alabama-Huntsville	2001-04
723-Timbo Baird, Delta State	1978-81
730-Clayton Childers, Southern Arkansas	2001-04
691-Bobby McDonald, Valdosta State	1996-99
678-Jud Thigpen, Delta State	2001-04
668-Doug Peters, Delta State	1982-85

BATTING AVERAGE

Season: (Minimum <u>two</u> ABs per team game)	
.521-Sam Lee, North Alabama (87-for-167)	1998
.508-Andre Wood, Jacksonville State (69-for-118)	1978
.500-Jamie Tucker, Arkansas-Monticello (80-for-160)	1999
.489-Josh Willingham, North Alabama (93-for-190)	1999
.488-Miguel Rivera, Lincoln Memorial (79-for-162)	1994
.482-Brian Davis, West Georgia (107-for-222)	1998
.476-Stephen Jackson, West Florida (89-for-187)	1998
.471-David Monroe, West Georgia (66-for-140)	1997

COMPLETE GAMES

Season:	
35-Jacksonville State	1990
34-Delta State	1978
28-Arkansas-Monticello	1996

NO-HITTERS

Season:	
2-Harding	2004
2-West Alabama	1991
2-Delta State	1973

MISCELLANEOUS

WON-LOST PERCENTAGE

.905-Troy State (38-6)	1986
.869-Delta State (53-8)	1996
.860-Jacksonville State (43-7)	1979
.860-Troy State (49-8)	1990

LARGEST HOME CROWD

2,019-West Alabama vs. Alabama	2000
--------------------------------------	------

SHORTEST GAME (7 innings)

1:08-Ouachita Baptist vs Newman	2002
1:08-Southern Arkansas vs Southeastern Oklahoma State	2002
1:09-Henderson State vs. LSU-Shreveport	1998
1:12-Delta State vs. Henderson State	1994
1:15-Central Arkansas vs. Henderson State	2000

SHORTEST GAME (9 innings)

1:22-West Florida vs. West Georgia	1998
1:26-Henderson State vs. Southern Arkansas	1998
1:40-Arkansas Tech vs. Southern Arkansas	2002
1:41-Arkansas Tech vs. Christian Brothers	1999

INDIVIDUAL RECORDS

BATTING AVERAGE (cont.)

Career: (Minimum <u>200</u> AB and <u>two</u> seasons)	
.449-Sam Lee, North Alabama (151-for-336)	1997-98
.447-Brian Davis, West Georgia (156-for-349)	1997-98
.431-Chance Melvin, West Alabama (175-for-406)	1998-99
.424-Josh Willingham, North Alabama (205-for-484)	1998-00
.422-Chris Garmon, Jacksonville State (216-for-512)	1983-86
.418-Stuart Lewis, West Georgia (218-for-521)	1982-86
.409-Charles Culberson, Jacksonville State (170-for-415)	1981-84
.405-Dee Haynes, Delta State (259-for-639)	1998-00
.402-Rick Chavez, North Alabama (132-for-327)	1984-85
.398-Randy Belyeu, Jacksonville State (129-for-324)	1990-91

RUNS SCORED

Game:	
6-Brian Rea, Delta State vs. Le Moyne-Owen	1999
6-John Stratton, Jacksonville State vs. Southern Tech	1993
6-Vince Kindred, Troy State vs. Jacksonville State	1986
6-Xavier Isaac, West Georgia vs. Albany State	1988

Season:

96-Andy Anthony, Valdosta State	1985
88-Brian Davis, West Georgia	1998
87-Aharon Eggleston, Southern Arkansas	2004
86-Mark Broome, Delta State	2004
86-Frank Smith, Delta State	2001
80-Eric Patten, Delta State	2004
79-Jud Thigpen, Delta State	2002
79-Cedric Landrum, North Alabama	1985
76-Marcus Van Every, Delta State	2001
76-Chris Fears, North Alabama	2000
76-Dee Haynes, Delta State	1999
76-Josh Willingham, North Alabama	1999

Career:

233-Jud Thigpen, Delta State	2001-04
227-Brian Rea, Delta State	1997-00
212-Dee Haynes, Delta State	1998-00
209-Stewart Lee, Jacksonville State	1985-88
208-Chris Garmon, Jacksonville State	1983-86
208-Walt Simmons, West Alabama	1999-02
197-Cedric Landrum, North Alabama	1982-85
196-Blake Bone, Alabama-Huntsville	1998-00
194-Timbo Baird, Delta State	1978-81
190-Tony Cappola, Montevallo	1997-00

GSC Baseball Records (cont.)

HITS

Game:
 7-David Monroe, West Georgia vs. Ogelthorpe 1997
 6-Held by several players. Most recently by:
 Jason Manwaring, Alabama-Huntsville vs. North Florida 2000

Consecutive:

10-Jeremy Gardner, Central Arkansas 1999
 10-Scott Finley, Mississippi College 1994
 9-John Wiggins, Montevallo 1997
 9-Kevin Nichols, Alabama-Huntsville 1996
 9-Mike Madej, North Alabama 1988
 9-Rob Bush, Valdosta State 1985
 9-Jimmy Booth, Mississippi College 1984
 9-Mark Graham, Delta State 1981
 9-Steve Girgas, Southeastern Louisiana 1978
 9-Jimmy Snow, Jacksonville State 1978

Season:

114-Mike Jones, Valdosta State 1985
112-Jud Thigpen, Delta State 2004
109-Robert Morgan, Valdosta State 2004
103-Aharon Eggleston, Southern Arkansas 2004
 107-Brian Davis, West Georgia 1998
 98-Jeff Segar, Montevallo 2000
 96-Tony Cappola, Montevallo 1999
 93-Andy Dillard, Delta State 2002
 93-Frank Smith, Delta State 2001
 93-Josh Willingham, North Alabama 1999

Career:

307-Brian Rea, Delta State 1997-00
 300-Tony Cappola, Montevallo 1997-00
 281-Walt Simmons, West Alabama 1999-02
280-Wes Long, Alabama-Huntsville 2001-04
 276-Scott Simpson, Valdosta State 2000-03
267-Jud Thigpen, Delta State 2001-04
 261-Bobby McDonald, Valdosta State 1996-99
 259-Dee Haynes, Delta State 1998-00
 257-Timbo Baird, Delta State 1978-81
 248-JoJo Blaha, Valdosta State 1984-87

CONSECUTIVE GAME HITTING STREAK

36-Brian Davis, West Georgia 1998
32-Robert Morgan, Valdosta State 2004
 29-Stephen Jackson, West Florida 1998
 28-Daniel Hayes, West Georgia 1984
 26-Wade Vincent, Lincoln Memorial 2001
 25-Ryan Cox, Alabama-Huntsville 2003
 25-Rusty Brown, Valdosta State 1990
 23-Mark Enders, North Alabama 2003
 23-Chance Melvin, West Alabama 1999
 23-Rusty Smith, North Alabama 1988

DOUBLES

Game:
4-Brian Jenkins, North Alabama vs. Harding 2004
 4-Marcus Van Every, Delta State vs. Nicholls State 2001
 4-Wendell Stephens, Troy State vs. Delta State 1985
 3-Held by several players.

Season:

29-Chris Starkey, Southern Arkansas 1996
 28-Ron Riddle, West Georgia 2001
 28-Chance Melvin, West Alabama 1999
 28-Stephen Jackson, West Florida 1998
 26-Josh Willingham, North Alabama 1999
 25-Held by six players. Most recently:
 Edwin Maysonet, Delta State 2003

Career:

64-Stephen Jackson, West Florida 1995-98
 62-Douglas Harget, North Alabama 1999-02
60-Jud Thigpen, Delta State 2001-04
60-Clayton Childers, Southern Arkansas 2001-04
 59-Walt Simmons, West Alabama 1999-02
 59-David Gates, Alabama-Huntsville 1999-01
 59-Dee Haynes, Delta State 1998-00
 59-Tony Cappola, Montevallo 1997-00
 59-Jason Page, Delta State 1994-96
 57-Spencer Holman, Delta State 1994-97

TRIPLES

Game:
 3-Charan Girard, Valdosta State vs. DePauw 1998
 3-Phil Dixon, Delta State vs. Central Methodist 1974
 3-Jimmy Snow, Jacksonville State vs. Earham 1973

Season:

10-Harry Shelton, North Alabama 1986
 9-Walter Glass, Tennessee-Martin 1975
 8-Ed Maysonet, Delta State 2002
 8-Jeff Branson, West Alabama 1988
 8-J.D. Ramirez, North Alabama 1987

Career:

17-Walter Glass, Tennessee-Martin 1975-76
 15-Harry Shelton, North Alabama 1984-86
 14-Jamie Tucker, Arkansas-Monticello 1996-99
 14-Tim Harvey, Delta State 1977-80
 13-Jeff Branson, West Alabama 1986-88
 12-Michael Cudd, Delta State 1989-92
 12-Sammy Davis, Jacksonville State 1975-77
 12-Cedric Landrum, North Alabama 1982-85
 11-Heath Bailey, Delta State 1994-96
 11-Perry Turner, West Alabama 1978-81
 11-Andy Lashley, West Alabama 1980-83

HOME RUNS

Game:
 4-Dee Haynes, Delta State vs. Southern Arkansas 2000
 4-Joey Urbanek, Arkansas Tech vs. Southwest Missouri State 2000
 4-Kevin Nichols, Alabama-Huntsville vs. Kentucky Wesleyan 1996
 4-Sean Starratt, West Alabama vs. Birmingham Southern 1992

Consecutive:

4-Sean Starratt, West Alabama 1992
 3-Eric Cameron, Central Arkansas 1999
 3-Kevin Nichols, Alabama-Huntsville 1996
 3-Alan Pate, North Alabama 1995
 3-Darryl Woods, Northwestern Louisiana 1974
 3-Don Jackson, Tennessee-Martin 1972
 3-Ralph Scott, Jacksonville State 1972

Season:

36-Brian Davis, West Georgia 1998
 26-Dee Haynes, Delta State 1999
 26-John Stratton, Jacksonville State 1993
 25-Sammy Davis, Jacksonville State 1977
 24-Kyle Nichols, Alabama-Huntsville 1999
 24-Jerry Whaley, West Georgia 1998
 23-Bobby McDonald, Valdosta State 1997
 23-Stewart Lee, Jacksonville State 1986
 23-Kevin Creech, West Georgia 1984

Career:

71-Stewart Lee, Jacksonville State 1985-88
 69-Dee Haynes, Delta State 1998-00
 57-Richey Hines, Mississippi College 1982-85
 46-Blake Bone, Alabama-Huntsville 1998-00
 46-Dave Banks, Troy State 1982-85
 44-Jeremy Brostrom, West Georgia 1998-01
 44-Bobby McDonald, Valdosta State 1996-99
 43-Kyle Nichols, Alabama-Huntsville 1998-99
 43-Brian Davis, West Georgia 1997-98
 43-JoJo Blaha, Valdosta State 1984-87

GRAND SLAMS

Game:
 2-Xavier Smith, West Florida vs. Mobile 1999
 2-Bruce Lee, West Georgia vs. Jacksonville State 1984

Season:

4-Glen Lamas, Southeastern Louisiana 1973
 3-Lance Walker, Valdosta State 2000
 3-Jeremy Kemp, West Georgia 1999
 3-Josh Willingham, North Alabama 1999
 2-Held by six players. Most recently by:
 Matt Bloxom, Central Arkansas 2000

Career:

5-Josh Willingham, North Alabama 1998-00

GSC Baseball Records (cont.)

RUNS BATTED IN

Game:
 13-Kevin Nichols, Alabama-Huntsville vs. Kentucky Wesleyan 1996
 10-Clayton Childers, Southern Arkansas vs. Christian Brothers 2002
 10-Bruce Lee, West Georgia vs. Jacksonville State 1984
9-Jud Thigpen, Delta State vs. Southern Arkansas 2004
 9-Brad Goss, Arkansas Tech vs. Lyon 2002

Season:
 102-Brian Davis, West Georgia 1998
 92-Dee Haynes, Delta State 1999
 90-Kyle Nichols, Alabama-Huntsville 1999
 87-Dee Haynes, Delta State 2000
 86-Josh Willingham, North Alabama 1999
 83-Chance Melvin, West Alabama 1999

Career:
 253-Dee Haynes, Delta State 1998-00
 229-Richey Hines, Mississippi College 1982-85
217-Jud Thigpen, Delta State 2001-04
 209-JoJo Blaha, Valdosta State 1984-87
 207-Walt Simmons, West Alabama 1999-02
 203-Blake Bone, Alabama-Huntsville 1998-00
 203-Stewart Lee, Jacksonville State 1985-88
 190-Tony Cappola, Montevallo 1997-00
 188-Bobby McDonald, Valdosta State 1996-99
 186-Alan Pate, North Alabama 1993-96
 186-Chris Garmon, Jacksonville State 1983-86

TOTAL BASES

Game:
 20-Kevin Nichols, Alabama-Huntsville vs. Kentucky Wesleyan 1996
 17-Brian Davis, West Georgia vs. Lincoln Memorial 1998
 16-Sean Starratt, West Alabama vs. Birmingham Southern 1992
 16-Scott Ates, Troy State vs. Valparaiso 1990

Season:
 229-Brian Davis, West Georgia 1998
 197-Dee Haynes, Delta State 1999
 197-Sammy Davis, Jacksonville State 1977
182-Jud Thigpen, Delta State 2004
 179-Kyle Nichols, Alabama-Huntsville 1999
 176-Brian Rea, Delta State 2000
172-Robert Morgan, Valdosta State 2004
 168-Chance Melvin, West Alabama 1999

Career:
 537-Dee Haynes, Delta State 1998-00
 499-Stewart Lee, Jacksonville State 1985-88
 482-Tony Cappola, Montevallo 1997-00
 479-Jeremy Brostrom, West Georgia 1998-01
 475-Walt Simmons, West Alabama 1999-02
464-Jud Thigpen, Delta State 2001-04
 458-Richey Hines, Mississippi College 1982-85
 445-JoJo Blaha, Valdosta State 1984-87
 441-Bobby McDonald, Valdosta State 1996-99
 400-Merritt Bowden, Jacksonville State 1988-91
 397-Brian Rea, Delta State 1997-00

SLUGGING PERCENTAGE

Season: (Minimum two ABs per team game)
 1.224-Don Jackson, Tennessee-Martin 1972
 1.032-Brian Davis, West Georgia 1998
 .988-David Couch, Tennessee-Martin 1977
 .987-John Stratton, Jacksonville State 1993

Career: (Minimum 200 AB and two seasons)
 .810-Stewart Lee, Jacksonville State (500 TB, 617 AB) 1985-88
 .781-Tracy Geffre, Southern Arkansas (292 TB, 374 AB) 2002-03
 .781-Chance Melvin, West Alabama (317 TB, 406 AB) 1998-99
 .744-Sam Lee, North Alabama (250 TB, 336 AB) 1997-98
 .715-Josh Willingham, North Alabama (346 TB, 484 AB) 1998-01
 .710-Steve Kosa, North Alabama (267 TB, 376 AB) 1998-99
.697-Jud Thigpen, Delta State (464 TB, 678) 2001-04
 .694-Eric Cameron, Central Arkansas (251 TB, 341 AB) 1998-99
 .690-Sean Starratt-West Alabama (271 TB, 393 AB) 1992-93
 .682-Alan Pate, North Alabama(349 TB, 512 AB) 1993-96

STOLEN BASES

Game:
 5-Held by six players. Most recently by:
 Ed Duncan, Arkansas Tech vs. Christian Brothers 1999

STOLEN BASES (cont.)

Consecutive:
 60-David Shelton, North Alabama 1995
 39-Bailey Chancey, Alabama-Huntsville 1996
 26-Greg Bowles, North Alabama 1990

Season:
 69-Cedric Landrum, North Alabama 1985
 65-Churchill Moore, Tennessee-Martin 1986
 59-David Shelton, North Alabama 1995

Career:
 150-Cedric Landrum, North Alabama 1982-85
 98-Churchill Moore, Tennessee-Martin 1986-87
 95-Justin Durmon, Southern Arkansas 1998-01
 88-Denny Paganelli, North Alabama 1997-00
 83-Billy Terrell, North Alabama 1986-89
 81-Greg Bowles, North Alabama 1990, 1992
79-Wes Long, Alabama-Huntsville 2001-04
 78-David Shelton, North Alabama 1994-95
 77-Chris Fears, North Alabama 1999-00
 77-Joe Blakey, North Alabama 1987-88
 77-Chris Kline, Lincoln Memorial 1995-97

STOLEN BASE PERCENTAGE

Career: (Minimum 75 attempts)
 .898-Cedric Landrum, North Alabama (150/167) 1982-85

SACRIFICE HITS

Season:
17-Brock Beck, North Alabama 2004
 16-John Wood, North Alabama 1988
 15-Joey Pery, Christian Brothers 2002
 14-Brock Beck, North Alabama 2003
 14-Jeremy Goss, Arkansas Tech 2001
 14-Chris Browning, Montevallo 1999
 14-Jimmy Maddrey, West Florida 1995
 13-Brian Carter, Montevallo 2000
12-Casey Gierke, West Florida 2004
 12-Chad Wiifawn, North Alabama 2003
 12-Rusty Alligood, West Alabama 1994

SACRIFICE FLIES

Season:
 18-Dale Mathis, North Alabama 1972
10-Bobby Beeson, Southern Arkansas 2004
 10-Chad Cope, Southern Arkansas 1999
 10-Chance Melvin, West Alabama 1998
 10-Terry Ivey, West Georgia 1986
 9-Jamie Nelson, Alabama-Huntsville 1997

SACRIFICES

Career:
44-Brock Beck, North Alabama 2001-04
 39-Jeremy Goss, Arkansas Tech 1999-02
 28-Brian Carter, Montevallo 1997-00
 27-Brock Beck, North Alabama 2001-03
 27-Jimmy Maddrey, West Florida 1995-97
 26-Chris Browning, Montevallo 1998-99
24-Ben Neely, Harding 2001-04
 24-Scott Arthur, Lincoln Memorial 1994-97
 23-Tony Cappola, Montevallo 1997-00
 21-Bryan Rodgers, Delta State 1974-77

BASES ON BALLS

Game:
 5-Chris Reed, Delta State vs. Jackson State 2003
 5-Darren Jones, Southern Arkansas vs. Henderson State 1996
 5-Benny Burtram, West Alabama vs. Cedarville 1972
4-Leighton Harding, Central Arkansas vs. Harding 2004
4-Jud Thigpen, Delta State vs. Southeastern Oklahoma State 2004
4-Brent Foster, Southern Arkansas vs. Central Baptist 2004
 4-Josh Wilkinson, Henderson State vs. Southeastern Oklahoma St. 2002
 4-David Gates, Alabama-Huntsville vs. Abilene Christian 2000
 4-Shane Hopkins, Montevallo vs. William Carey 2000
 4-Darius McKay, Alabama-Huntsville vs. North Florida 2000
 4-Blake Bone, Alabama-Huntsville vs. Kentucky Wesleyan 1999
 4-Larry Lawson, Alabama-Huntsville vs. Southern Indiana 1999

Season:
 91-Richie Johnson, Valdosta State 1982
 79-Andy Anthony, Valdosta State 1985
 77-Kevin Annison, Mississippi College 1984

GSC Baseball Records (cont.)

BASES ON BALLS (cont.)

Career:	
207-Walt Simmons, West Alabama	1999-02
161-Blake Bone, Alabama-Huntsville	1998-00
140-Tim Harvey, Delta State	1977-80
139-Mike Kraft, Delta State	1985-88
130-Ronald Davis, Delta State	1979-82
124-Bubba McBrain, Delta State	1976-79
122-Stan Coats, Mississippi College	1983-86
121-Brad Armstrong, Delta State	1980-83
115-Rob O'Kelley, West Georgia	1999-01
114-Stewart Lee, Jacksonville State	1985-88

HIT BY PITCH

Game:	
4-Darren Jones, Southern Arkansas vs. Mississippi College	1996
3-Held by several players. Most recently by:	
Eric Patten, Delta State	2004

Season:	
41-Chris Kline, Lincoln Memorial	1997
34-Clint Turman, Delta State	2002
25-Brandon Boles, West Alabama	2004
23-Mark Broome, Delta State	2004
23-Omar Johnson, North Alabama	1995
21-Frank Smith, Delta State	2001
21-Brian Parkton, Delta State	2001
20-Eric Patten, Delta State	2004
19-Eric Smith, Delta State	2003
19-Brock Beck, North Alabama	2003

Career	
68-Chris Kline, Lincoln Memorial	1995-97
46-Walt Simmons, West Alabama	1999-02
41-Joey Perry, Christian Brothers	1999-02
37-Ben Neely, Harding	2001-04
33-Omar Johnson, North Alabama	1995-96
32-Joey Perry, Christian Brothers	1999-01
32-Kyle Crafton, Arkansas Tech	1997-00

STRIKEOUTS

Game:	
5-Wes Long, Alabama-Huntsville vs. North Alabama	2001
5-Jason Pride, West Florida vs. Mobile	1998
5-Tommy Monk, West Alabama vs. Stillman	1975

PUTOUTS

Game:	
20-Brandon Johnson, Montevallo vs. Lincoln Memorial	1996
20-Kevin Spooner, Valdosta State	1985
19-Jarred Patterson, West Florida vs. West Alabama	2002
19-Eric SanInocencio, Montevallo vs. West Alabama	2001
19-Richard Miller, West Alabama vs. Stillman	1986
18-Held by six players. Most recently by:	
Andy Bass, Harding vs. Southwest Baptist	2003

Season:	
482-Stan Partridge, Delta State	1978
463-Steve Kosa, North Alabama	1999
458-Rusty Riley, Montevallo	1999
457-Sam Kile, Montevallo	2000
455-Kyle Nichols, Alabama-Huntsville	1999
448-Keith Fitzgerald, Delta State	2003
439-Bert Pickard, Delta State	2004
436-Jasen McCluskey, West Alabama	1994

Career:	
1,241-Dave Banks, Troy State	1982-85
1,100-Alan Pate, North Alabama	1993-96
1,081-Richey Hines, Mississippi College	1982-85
1,055-Douglas Harget, North Alabama	1999-02
1,044-Ricky Hearn, Delta State	1978-81
1,030-Tim Pearcy, Tennessee-Martin	1984-87
1,004-Scott Bowlin, West Alabama	1980-83
993-Justin Barnes, Alabama-Huntsville	2000-03
990-Bobby Beeson, Southern Arkansas	2001-present
963-John Vitale, Delta State	1981-84

ASSISTS

Game:	
11-Ivan Kolb, Montevallo vs. Lincoln Memorial	1996
11-Doug Peters, Delta State vs. Tennessee-Martin	1985
10-Hunter Vick, West Florida vs. Southern Arkansas	2004
10-Vince Cerni, West Florida vs. West Georgia	2001
10-Jeremy Goss, Arkansas Tech vs. Henderson State	2002
10-Luis Ferreiro, West Florida vs. North Alabama	2002
9-Held by four players. Most recently by:	
Scott Needs, West Alabama vs. Henderson State	2004

Season:	
191-Jeff Segar, Montevallo	2000
179-Mike DeJean, West Alabama	1992
176-Hunter Vick, West Florida	2004
175-Eric Patten, Delta State	2004
175-Mike Kinnison, Delta State	1978
164-Josh Willingham, North Alabama	1999
164-Steve Langhans, Southern Arkansas	1996

Career:	
587-Luis Ferreiro, West Florida	2000-03
537-Wes Long, Alabama-Huntsville	2001-04
479-Jack Tinkler, Troy State	1977-80
475-Tony Cappola, Montevallo	1997-00
470-Doug Peters, Delta State	1982-85
452-Jeff Branson, West Alabama	1986-88
432-Ben Neely, Harding	2001-04
423-Brock Beck, North Alabama	2001-04
423-Stuart Lewis, West Georgia	1982-86
421-Parrish Bowlin, West Alabama	1981-84

ERRORS

Game:	
5-Philip Donaldson, Alabama-Huntsville vs. Oakland City	2001
5-Scott Merkich, West Alabama vs. Birmingham Southern	2001
4-by several players	

TOTAL CHANCES

Game:	
21-Brad Handley, West Alabama vs. Delta State	1992
21-Doug Brown, Delta State vs. Arkansas-Little Rock	1987
20-Brandon Johnson, Montevallo vs. Lincoln Memorial	1996
20-Kevin Spooner, Valdosta State	1985

PITCHING

APPEARANCES

Season:	
34-Marty Wheeler, North Alabama	1995
32-Matt Mitchell, Montevallo	1999
31-Cliff Lord, North Alabama	1998
29-Jason Pischke, North Alabama	2002
29-Jason Bulger, Valdosta State	2001
29-Benji Hughes, Montevallo	1999
29-Ladell Branson, West Alabama	1987
29-Jason Neeley, Montevallo	1996

Career:	
71-Brent Davenport, Alabama-Huntsville	2000-03
71-Jason Eatman, West Alabama	1990-93
70-Dusty Hughes, Delta State	2001-03
70-Ted West, Valdosta State	1985-88
69-Jeremy McClain, Delta State	1996-99
67-Matt Jansen, Alabama-Huntsville	1999-02
67-Marty Wheeler, North Alabama	1993-96
65-Brian Volante, Christian Brothers	1998-01
65-Keef Pettis, West Alabama	1978-81
63-Held by four players. Most recently by:	
Rob Vessell, Arkansas Tech	2000-03

RELIEF APPEARANCES

Career:	
62-Marty Wheeler, North Alabama	1993-96
59-Matt Mitchell, Montevallo	1999-00
58-Brent Davenport, Alabama-Huntsville	2002-03
56-Stephen Gay, West Florida	1995-98
56-Jason Eatman, West Alabama	1990-93
56-John Carter, Arkansas Tech	1999-02
53-Benji Hughes, Montevallo	1998-99
51-Jimmy Trueman, West Florida	1997-99
50-Todd Shiyuk, Alabama-Huntsville	1998-99
48-Keith Buckalew, West Alabama	1978-81

GSC Baseball Records (cont.)

GAMES STARTED

Season:

20-Dave Townsend, Delta State	1996
19-Bubba Dixon, Delta State	1994
19-Ron Hogan, Delta State	1988

Career:

59-Jeremy McClain, Delta State	1996-99
52-Keef Pettis, West Alabama	1978-81
48-Chris Burgess, Delta State	1980-83
47-Bryan Shover, Valdosta State	1992-95
44-Michael Freeman, Arkansas Tech	1999-02
42-Adam Bass, Alabama-Huntsville	2001-03
41-Bryan Lee, West Florida	2003-present
41-Eric Tyson, West Alabama	1989,1991-93
41-Ty Carter, Delta State	1978-80
41-Randy Smith, West Alabama	1975-78

COMPLETE GAMES

Season:

12-Phillip Bailey, Central Arkansas	1995
12-Dennis Choate, Northwestern Louisiana	1974
11-Bubba Dixon, Delta State	1994
11-Ron Hogan, Delta State	1988

Career:

29-Chris Burgess, Delta State	1980-83
28-Keef Pettis, West Alabama	1978-81
26-Bryan Shover, Valdosta State	1992-95
26-Tim Watkins, Mississippi College	1983-85
24-Mike Lamb, Jacksonville State	1973-76
24-Danny Mitchell, Tennessee-Martin	1976-79
22-Wayne Silva, Southeastern Louisiana	1973-76
22-Joe Hubal, Delta State	1972-75
22-Mike Galloway, Jacksonville State	1972-75

INNINGS PITCHED

Game:

16.0-Scot Shields, Lincoln Memorial vs. Montevallo	1996
12.1-Pete Albritton, Delta State vs. Ole Miss	1974
12.0-Keef Pettis, West Alabama vs. Huntingdon	1979
12.0-Gary Cottingham, West Alabama vs. North Alabama	1974

Season:

144.1-Bubba Dixon, Delta State	1994
133.0-Ron Hogan, Delta State	1988
127.1-Jeff Agerter, Valdosta State	1983

Career:

376.0-Keef Pettis, West Alabama	1978-81
363.1-Jeremy McClain, Delta State	1996-99
347.2-Bryan Shover, Valdosta State	1992-95
310.0-Chris Burgess, Delta State	1980-83
295.2-Randy Smith, West Alabama	1975-78
288.2-Ted West, Valdosta State	1985-88
288.0-Brad Teague, Delta State	1989-92
283.0-Bryan Lee, West Florida	2003-present
282.0-Adam Bass, Alabama-Huntsville	2001-03
276.0-Michael Freeman, Arkansas Tech	1999-02

WINS

Season:

16-Dave Townsend, Delta State (16-1)	1996
16-Bubba Dixon, Delta State (16-3)	1994
15-Jeremy McClain, Delta State (15-0)	1999
14-Ron Hogan, Delta State	1988

Consecutive:

18-Dave Townsend, Delta State	1995-96
15-Jeremy McClain, Delta State	1999
15-George Mianowski, North Alabama	1996-97
15-Bubba Dixon, Delta State	1994

WINS (cont.)

Career:

45-Jeremy McClain, Delta State (45-9)	1996-99
32-Craig Holman, Jacksonville State (32-5)	1988-91
31-Bryan Shover, Valdosta State (31-18)	1992-95
30-Keef Pettis, West Alabama (30-21)	1978-81
29-Adam Bass, Alabama-Huntsville (29-7)	2001-03
29-Brad Teague, Delta State (29-11)	1989-92
29-Randy Smith, West Alabama (29-15)	1975-78
28-Chris Burgess, Delta State (28-14)	1980-83
26-Dusty Hughes, Delta State (26-3)	2001-03
25-Held by four players. Most recently by:	
Dave Townsend, Delta State (25-4)	1995-96

WON-LOST PERCENTAGE (Best Perfect Seasons)

Season:

1.000-Jeremy McClain, Delta State (15-0)	1999
1.000-Josh Melton, Delta State (12-0)	1996
1.000-Brandon Buford, Southern Arkansas (10-0)	2002
1.000-George Mianowski, North Alabama (9-0)	1996
1.000-Andrew Waddell, Delta State (8-0)	2000
1.000-Kent Sullivan, North Alabama (8-0)	1991
1.000-Craig Holman, Jacksonville State (8-0)	1990
1.000-Charles Hughes, Delta State (8-0)	1976
1.000-Greg Denly, Valdosta State (8-0)	1997

Career: (Minimum two seasons and 10 decisions)

.952-Josh Melton, Delta State (20-1)	1995-96
.904-George Mianowski, North Alabama (19-2)	1996-97
.900-Shane Martin, West Alabama (9-1)	2003-04
.900-Michael Riggs, West Alabama (9-1)	2003-04
.900-Steve Lowery, Troy State (10-1)	1980-81
.882-Kent Sullivan, North Alabama (15-2)	1990-91
.882-Chris Nixon, Valdosta State (15-2)	1984-85
.867-Erasmo Moreno, Alabama-Huntsville (13-2)	1996-97
.865-Craig Holman, Jacksonville State (32-5)	1988-91
.862-Dave Townsend, Delta State (25-4)	1995-96

SAVES

Season:

12-Matt Greenwood, North Alabama	1999
11-Brad Cartwright, Central Arkansas	1998
10-Jeremy Noegel, West Florida	2003
10-Joe Martinez, North Alabama	1990
10-Robin Ricks, Delta State	1981

Career:

22-John Carter, Arkansas Tech	1999-02
19-Brad Cartwright, Central Arkansas	1997-99
17-Dusty Hughes, Delta State	2001-03
17-Matt Mitchell, Montevallo	1999-00
16-Jeremy Noegel, West Florida	2002-03
16-Terry Pearson, West Alabama	1993-95
15-Matt Greenwood, North Alabama	1999-00
15-Marty Wheeler, North Alabama	1993-96
15-Joe Martinez, North Alabama	1990-93
14-Jason Eatman, West Alabama	1990-93

STRIKEOUTS

Game:

21-Ted Barnicle, Jacksonville State vs. Sewanee	1975
20-Ted Barnicle, Jacksonville State vs. Southeastern Louisiana	1975
17-Charles Hobson, West Alabama vs. Central Methodist	1973
17-Steven Oelke, Christian Brothers vs. Arkansas-Monticello	2002

Consecutive:

10-Wayne Fugett, Valdosta State vs. Augusta	1983
10-Ted Barnicle, Jacksonville State vs. West Alabama	1975
10-Joe Kuchar, Tennessee-Martin vs. Lawrence and Union	1972

Season:

177-Bubba Dixon, Delta State	1994
150-Ted Barnicle, Jacksonville State	1975
146-Tim VanEgmond, Jacksonville State	1991

GSC Baseball Records (cont.)

STRIKEOUTS (cont.)

Career:

365-Bryan Shover, Valdosta State	1992-95
324-Jeremy McClain, Delta State	1996-99
285-Chris Pozza, Southern Arkansas	1998-01
262-Brad Reeder, Lincoln Memorial	1997-00
258-Ted Barnicle, Jacksonville State	1972-75
258-John Mortillaro, Jacksonville State	1979-82
254-Chris Burgess, Delta State	1980-83
245-Adam Bass, Alabama-Huntsville	2001-03
244-Johnnie Taylor, Delta State	1984-87
241-Cory Foster, Christian Brothers	1997-00

STRIKEOUT RATIO (K's per 9 innings; Minimum 45 innings and one inning pitched per team game)

Season:

17.69-Ted Barnicle, Jacksonville State (150 K, 76.1 IP)	1975
11.98-Tim VanEgmond, Jacksonville State (146 K, 109.2 IP)	1991
11.04-Drew Parr, Central Arkansas (112 K, 91.1 IP)	2004
11.04-Bubba Dixon, Delta State (177 K, 144.1 IP)	1994

NO-HITTERS (Only those that were also complete games for the pitcher of record are listed)

Game:

1-By several players, most recently by:

Mark Connett, Harding vs. Southwest Baptist	2004
Mike Davis, Harding vs. Central Baptist	2004
Mike Colacchio, North Alabama vs. West Georgia	2004

PERFECT GAMES (Only those that were also complete games for the pitcher of record are listed)

Game:

1-By several players, most recently by

Brian Smith, Southern Arkansas vs. Wiley College	1997
--	------

SHUTOUTS

Consecutive Shutouts

5-Danny Cox, Troy State	1981
3-Josh Johnson, Montevallo	1999
2-Jason Herman, West Alabama	2003
2-Matt Baxter, West Alabama	1995
2-Danny Parker, West Alabama	1972

Season:

6-Danny Cox, Troy State	1981
4-Pete Albritton, Delta State	1974
4-Tom Hostetler, Delta State	1987

Career:

6-Bryan Shover, Valdosta State	1992-95
6-Danny Cox, Troy State	1980-81
6-Pete Albritton, Delta State	1973-74
5-Josh Johnson, Montevallo	1999-00
5-Joe Hubal, Delta State	1972-74
5-Stewart Cliburn, Delta State	1975-77
5-Mike Fielder, Delta State	1974-77
5-Johnnie Taylor, Delta State	1984-87

CONSECUTIVE SCORELESS INNINGS

43.2-Danny Cox, Troy State	1981
36.0-James Wray, Troy State	1987
31.0-Bubba Dixon, Delta State	1994

EARNED RUN AVERAGE

Season: (Minimum 45 innings and one inning pitched per team game)

0.50-Mike Galloway, Jacksonville State (53 IP, 10 R, 3 ER)	1972
0.68-Kent Sullivan, North Alabama	1991
1.07-Gary Cottingham, West Alabama	1973

Career: (Minimum two seasons and 50 innings pitched)

1.32-Kent Sullivan, North Alabama (95.2 innings - 47 games)	1990-91
1.50-Pete Albritton, Delta State (126.0 innings - 21 games)	1972-73
1.51-Doug Brantley, Jacksonville State	1972-73
1.88-Ron Pierce, Troy State	1976-77
1.91-Jeff Rhodes, Jacksonville State	1977-78
1.95-Roger Wyatt, Jacksonville State (147.1 innings - 32 games)	1974-76
2.11-Steve Gamble, Jacksonville State (181.0 innings)	1976-79
2.14-Mike Galloway, Jacksonville State (197.1 innings - 47 games)	1972-75
2.15-Terry Pearson, West Alabama (54.1 innings - 45 games)	1993-95
2.17-Tim VanEgmond, Jacksonville State (195.0 innings - 38 games)	1990-91

EARNED RUNS ALLOWED

Game:

14-Steve Moore, Delta State vs. Memphis State	1978
13-Matt Walter, Harding vs. Arkansas Tech	2001
11-Parker Hall, West Georgia vs. West Florida	1998
11-Chris McLeod, Central Arkansas vs. Henderson State	1997
11-Bryan Capes, West Georgia vs. Jacksonville State	1992
11-Tim Glass, West Alabama vs. Jacksonville State	1982

FEWEST HITS ALLOWED PER NINE INNINGS (Minimum 50 innings)

Season:

5.58-Bubba Dixon, Delta State	1994
5.82-Tim Shields, Lincoln Memorial	1994
6.13-Greg Ramer, Central Arkansas	1996

CONSECUTIVE BATTERS RETIRED

33-Danny Parker, West Alabama	1972
28-Keef Pettis, West Alabama	1979

HITS ALLOWED

Game:

19-Bryan Capes, West Georgia vs. Jacksonville State	1992
18-Murray Wilson, West Alabama vs. Nicholls State	1972

HIT BATTERS

Game:

7-Chuck Ashcraft, North Alabama vs. West Alabama (five consecutive)	1987
6-Brooks Edwards, West Georgia vs. West Alabama	2001
5-Jay Browning, Southern Arkansas vs. Delta State	2002
5-Mike Bova, West Georgia vs. LaGrange	2001
4-Held by 11 players. Most recently by:	
Paul Turrell, Southern Arkansas vs. West Alabama	2004
Jay Richardson, Harding vs. East Central	2004

WILD PITCHES

Game:

6-Josh Melton, Delta State vs. North Alabama	1995
4-Josh Jarman, Southern Arkansas vs. Houston Baptist	2004
4-Josh Wills, Henderson State vs. Harding	2002
4-Justin Goodrich, Harding vs. Delta State	2003
4-Matt Walter, Harding vs. Arkansas Tech	2002
4-Michael Freeman, Arkansas Tech vs. Southern Arkansas	2002
4-David Epperson, Montevallo vs. North Alabama	2001
4-Jon Neely, Harding vs. Arkansas-Monticello	2001
4-Chris Lowe, Alabama-Huntsville vs. Southern Indiana	1999
4-Scott Posey, West Florida vs. North Alabama	1999
4-Rick Knotts, Troy State vs. West Alabama	1983
4-Scott Etheridge, West Alabama vs. Samford	1992

COACHING RECORDS

CAREER WINS

770-Mike Lane, North Alabama (317 losses, 11 ties)	1984-present
720-Rudy Abbott, Jacksonville State (280 losses)	1972-93
685-Tommy Thomas, Valdosta State (482 losses)	1983-present
533-David M. "Boo" Ferriss, Delta State (290 losses, 5 ties)	1972-88
456-David "Doc" Fowlkes, West Georgia (254 losses)	1991-present
435-Chase Riddle, Troy State (149 losses, 1 tie)	1979-90
370-Mike Kinnison, Delta State (96 losses)	1997-present
311-Hoss Bowlin, West Alabama (327 losses, 1 tie)	1973-86
283-Bill Marchant, Delta State (127 losses, 1 tie)	1989-96
278-Tom Gladney, Mississippi College (282 losses)	1985-96

WINNING PERCENTAGE (Minimum five seasons)

.794-Mike Kinnison, Delta State (370-96)	1997-present
.744-Chase Riddle, Troy State (435-149-1)	1979-90
.720-Rudy Abbott, Jacksonville State (720-280)	1972-93
.719-Bobby Pierce, Alabama-Huntsville (276-108)	1996-02
.706-Mike Lane, North Alabama (770-317-11)	1984-present
.694-Steve Goodheart, Southern Arkansas (287-126-2)	1996-03
.690-Bill Marchant, Delta State (283-127-1)	1989-96
.647-David M. "Boo" Ferriss, Delta State (533-290-5)	1972-88
.642-David "Doc" Fowlkes, West Georgia (456-254)	1991-present
.618-Archie White, West Georgia (197-122)	1984-90

2005 GSC BASEBALL COMPOSITE SCHEDULE

DATE	DAY	GAME	TIME	DATE	DAY	GAME	TIME
02/01	TUE	Arkansas Baptist @ UAM (DH)	12:00 pm	02/13	SUN	Missouri-Rolla @ HSU (DH)	12:00 pm
		Lyon College @ UCA	1:00 pm			1-UNA @ Bellarmine	12:00 pm
		Central Baptist @ HU (DH)	1:00 pm			3-SAU @ Tusculum	12:00 pm
02/02	WED	Shorter @ UWG (DH)	1:00 pm			Union-KY @ LMU	12:00 pm
02/04	FRI	HU @ East Central Oklahoma	1:00 pm			3-UM @ Quincy	12:00 pm
		DSU @ St. Edwards (Austin, Texas)	2:00 pm			Clark-Atlanta @ UWG	12:00 pm
		North Florida @ UWF (DH)	3:00 pm			Presbyterian @ VSU	12:30 pm
		LMU @ South Carolina-Aiken	3:00 pm			East Central @ ATU (DH)	1:00 pm
02/05	SAT	DSU @ Abilene Christian (Austin, Texas)	10:00 am			UCA @ UWF	1:00 pm
		UWA @ Columbus State (DH)	12:00 pm			Lindenwood @ CBU (DH)	1:00 pm
		Linwood University @ UAM (DH)	12:00 pm			2-Rockhurst @ DSU	1:00 pm
		Northwest Oklahoma State @ UCA	12:00 pm			3-UM @ Northern Kentucky	3:00 pm
		HU @ East Central	12:00 pm			1-OBU @ UNA	3:00 pm
		HSU @ Lyon College (DH)	12:00 pm	02/15	TUE	Central Baptist @ UAM (DH)	12:00 pm
		Concordia @ UM (DH)	12:00 pm			Northeastern State @ UCA	12:00 pm
		LMU @ South Carolina-Aiken	12:00 pm			Lincoln @ HU (DH)	1:00 pm
		Bellarmino @ UWG (DH)	12:00 pm			Miles @ UWA (DH)	1:00 pm
		ATU @ Northeastern State (DH)	12:00 pm			CBU @ Crichton	2:00 pm
		North Florida @ UWF	1:00 pm	02/16	WED	LMU @ Virginia Intermont (DH)	11:00 am
		Edward Waters @ VSU	1:30 pm			UNA @ CBU (DH)	12:00 pm
02/06	SUN	UWA @ Columbus State	12:00 pm			OBU @ Southeastern Okla. State (DH)	1:00 pm
		Lindenwood @ UAM (DH)	12:00 pm			Southwest Baptist @ ATU (DH)	2:00 pm
		ATU @ Northeastern State	12:00 pm			Mississippi Valley State @ DSU	2:00 pm
		HSU @ Lyon College (DH)	12:00 pm			Thomas @ VSU	3:00 pm
		LMU @ Univ. of South Carolina-Aiken	12:00 pm			UWG @ Columbus State	3:00 pm
		Bellarmino @ UWG	12:00 pm	02/17	THUR	Georgia College & State @ UWG	12:00 pm
		Northwest Oklahoma State @ UCA	1:00 pm			UAM @ Central Baptist (DH)	12:00 pm
		DSU @ St. Edwards (Austin, Texas)	1:00 pm			ATU @ Southwest Baptist (DH)	2:00 pm
02/08	TUE	Tennessee Temple @ UWG (DH)	12:00 pm			VSU @ Thomasville	2:00 pm
		VSU @ North Florida	2:00 pm			Reinhardt @ UWG	2:00 pm
		Spring Hill @ UWF	2:00 pm			Auburn-Montgomery @ UWA	3:00 pm
02/09	WED	King College @ LMU	12:00 pm	02/18	FRI	HU @ Williams Baptist	1:00 pm
		Georgia State & College @ UWG	1:00 pm			UAM @ UWF	4:00 pm
02/10	THUR	VSU @ Albany State	2:00 pm	02/19	SAT	4-DSU @ UNA	10:00 am
02/11	FRI	Chricton @ UAM	1:00 pm			Catawba @ LMU (DH)	11:00 am
		CBU @ Hannibal LaGrange	1:00 pm			UWA @ HSU (DH)	12:00 pm
		Southwest Baptist @ HU	3:00 pm			Brescia Univ.-KY (DH) @ OBU	12:00 pm
		3-UM @ Tusculum	3:00 pm			SAU @ St. Edward's (DH)	12:00 pm
		2-UAH @ DSU	4:00 pm			Northwest Missouri State @ UCA	12:00 pm
		CBU @ Williams Baptist	4:00 pm			Culver-Stockton @ CBU (DH)	12:00 pm
		UCA @ UWF	4:00 pm			UAH @ Martin Methodist	12:00 pm
		3-SAU @ UWA	6:00 pm			Tuskegee @ UWG	12:00 pm
02/12	SAT	2-Rockhurst @ UAH	10:00 am			UAM @ UWF (DH)	1:00 pm
		1-OBU @ UNA	10:00 am			Washburn @ ATU (DH)	1:00 pm
		3-Quincy @ UWA	11:00 am			Williams Baptist @ HU (DH)	1:00 pm
		Crichton (DH) @ UAM	12:00 pm			4-UNA @ SIU-Edwardsville	1:00 pm
		Southwest Baptist @ HU (DH)	12:00 pm			Stillman @ UM (DH)	1:00 pm
		Missouri-Rolla @ HSU (DH)	12:00 pm			VSU @ Tampa (DH)	1:00 pm
		LMU @ Union-KY (DH)	12:00 pm			4-DSU @ SIU-Edwardsville	4:00 pm
		Presbyterian @ VSU (DH)	12:00 pm	02/20	SUN	VSU @ Eckerd	11:00 am
		Clark Atlanta @ UWG (DH)	12:00 pm			Northwest Missouri State @ UCA	12:00 pm
		East Central @ ATU (DH)	1:00 pm			Culver-Stocton @ CBU	12:00 pm
		UCA @ UWF (DH)	1:00 pm			UWA @ HSU	12:00 pm
		1-Bellarmino @ UNA	1:00 pm			4-SIU-Edwardsville @ DSU	12:00 pm
		3-SAU @ UM (Demopolis, AL)	1:00 pm			Catawba @ LMU (DH)	12:00 pm
		1-OBU @ Bellarmine (KY)	4:00 pm			UAM @ UWF	1:00 pm
		3-Quincy @ SAU (Demopolis, AL)	4:00 pm			Brescia Univ.-KY @ OBU	1:00 pm
		2-UAH @ DSU	4:00 pm			SAU @ St. Edwards	1:00 pm
		3-Northern Kentucky @ UWA	6:00 pm			Washburn @ ATU	2:00 pm
						4-DSU @ UNA	3:00 pm

2005 GSC Baseball Composite Schedule (cont.)

<u>DATE</u>	<u>DAY</u>	<u>GAME</u>	<u>TIME</u>	<u>DATE</u>	<u>DAY</u>	<u>GAME</u>	<u>TIME</u>
02/22	TUE	UCA @ Lyon	1:00 pm	03/02	WED	Iowa Wesleyan @ HSU (DH)	12:00 pm
		Crichton @ HU (DH)	1:00 pm			10-UWF vx. SAU (DH)	1:00 pm
		Tuskegee (DH)	1:00 pm			Arkansas-Pine Bluff @ HU (DH)	2:00 pm
		UNA @ Cumberland	1:00 pm			UNA @ Martin Methodist	2:00 pm
		Southern Polytechnic @ UWG	2:00 pm			Columbus State @ UM	3:00 pm
		Columbus State @ VSU	3:00 pm			Kennesaw State @ UAH	4:00 pm
		William Carey @ UWF	3:00 pm			Auburn-Montgomery @ UWA	5:00 pm
		Union @ DSU	4:00 pm				
02/23	WED	Freed-Hardeman @ UAH (DH)	1:00 pm	03/03	THUR	Carson-Newman @ LMU	1:00 pm
		Central Baptist @ UCA	1:00 pm			Minnesota State @ UWG (DH)	1:00 pm
		LeMoynne-Owen @ CBU (DH)	1:00 pm			Tougaloo @ UWA (DH)	1:30 pm
		HSU @ Texas Wesleyan (DH)	1:00 pm			7-Nova Southesatern @ VSU	5:00 pm
		SAU @ Southeastern Oklahoma State (DH)	1:00 pm	03/04	FRI	Minnesota State @ UWG	12:00 pm
		Kennesaw State @ UWA (DH)	2:00 pm			8-UM @ Northeast Missouri State	1:00 pm
		Flager @ VSU	2:00 pm			9-UNA vs. Fort Hays State	1:00 pm
		UM @ Samford	4:00 pm			Williams Baptist @ CBU	2:00 pm
		Central Oklahoma @ ATU	4:00 pm			7-Nova Southeastern @ VSU	2:30 pm
02/24	THUR	Chrichton @ OBU (DH)	1:00 pm	03/05	SAT	SAU @ UAM (DH)	12:00 pm
02/25	FRI	UAH @ North Florida (Montgomery, AL)	12:00 pm			ATU @ OBU(DH)	12:00 pm
		Missouri-St. Louis @ UCA	12:00 pm			UCA @ CBU (DH)	12:00 pm
		UWG @ Georgia State & College	1:00 pm			HSU @ HU (DH)	12:00 pm
		HU @ UWF (DH)	3:00 pm			University of Indianapolis @ LMU (DH)	11:00 am
		VSU @ Florida Southern	6:00 pm			UAH @ Cumberland (DH)	12:00 pm
02/26	SAT	5-HSU @ UNA	10:00 am			Southern indiana @ UWG (DH)	12:00 pm
		Ohio Valley College @ LMU (DH)	11:00 am			9-UNA @ Central Missouri State	1:00 pm
		Northern Kentucky @ UWG	11:00 am			Lyon College @ UWF	3:00 pm
		Harris-Stowe State @ UAM (DH)	12:00 pm			7-Barry @ VSU	3:30 pm
		Brescia Univ.-KY @ CBU (DH)	12:00 pm			DSU @ UWA (DH)	4:00 pm
		HU @ UWF (DH)	12:00 pm			8-UM @ California Univ. (PA)	6:00 pm
		Rockhurst @ OBU (DH)	12:00 pm	03/06	SUN	UCA @ CBU	12:00 pm
		Missouri Valley @ SAU (DH)	12:00 pm			SAU @ UAM	1:00 pm
		UAH @ Tampa (Montgomery, AL)	12:00 pm			ATU @ OBU	1:00 pm
		Kentucky Wesleyan @ UM (DH)	12:00 pm			HSU @ HU	1:30 pm
		University of Indianapolis (DH)	1:00 pm			8-UM @ Kutztown	9:00 am
		5-UNA @ Quincy	1:00 pm			9-UNA vs. Sioux Falls	11:00 am
		Pace @ DSU (DH)	1:00 pm			UAH @ Cumberland	12:00 pm
		VSU @ Florida Southern	1:00 pm			University of Indianapolis @ LMU	12:00 pm
		Mars Hill @ UWA (DH)	1:00 pm			Southern Indiana @ UWG	12:00 pm
		Georgia State & College @ UWG	1:30 pm			DSU @ UWA	1:00 pm
		Missouri Western @ UCA	2:00 pm			7-Dowling @ VSU	2:00 pm
		5-HSU @ Quincy	4:00 pm			Lyon College @ UWF	2:00 pm
02/27	SUN	Pace @ DSU	11:00 am	03/08	TUE	OBU @ Williams Baptist (DH)	1:00 pm
		Harris-Stowe @ UAM (DH)	12:00 pm			Rhodes @ CBU	2:00 pm
		Brescia Univ.-KY @ CBU	12:00 pm			Indiana Tech @ UNA (DH)	1:00 pm
		5-HSU @ Quincy	12:00 pm			William Carey @ DSU	4:00 pm
		Missouri Valley @ SAU	12:00 pm			VSU @ Columbus State	3:00 pm
		Ohio Valley College @ LMU (DH)	12:00 pm			Bluefield State @ UWA	6:00 pm
		Kentucky Wesleyan @ UM (DH)	12:00 pm			Catawba @ UWF	6:00 pm
		VSU @ Florida Southern	12:00 pm	03/09	WED	Texas College @ UAM (DH)	12:00 pm
		Northern Kentucky @ UWG (DH)	12:00 pm			Union-KY @ LMU (DH)	12:00 pm
		Rockhurst @ OBU	1:00 pm			Abilene Christian @ ATU (DH)	4:00 pm
		Mars Hill @ UWA	1:00 pm			Bacone College @ UCA	12:00 pm
		Missouri Western @ UCA	2:00 pm			6-SAU @ Paul Quin Tournament	TBA
		5-HSU @ UNA	3:00 pm			Bluefield College @ UM	2:00 pm
		Columbus State @ UAH (Montgomery, AL)	3:00 pm			Indiana Tech @ UNA	2:00 pm
03/01	TUE	UAM @ Crichton (DH)	1:00 pm			Catawba @ UWF (DH)	3:00 pm
		ATU @ Southwest Baptist (DH)	1:00 pm			Columbus State @ UWG	3:00 pm
		Iowa Wesleyan @ OBU (DH)	1:00 pm			Brewton-Parker @ VSU	4:00 pm
		Milligan @ LMU	1:00 pm			Stillman @ UWA	6:00 pm
		UM @ Miles	1:00 pm	03/10	THUR	Adelphi @ UWG	12:00 pm
		UNA @ Trevecca-Nazarene	1:00 pm			Hannibal LaGrange @ CBU	1:00 pm
		CBU @ Rhodes	2:00 pm			Tuskegee @ UM (DH)	1:00 pm
		Albany State @ VSU	3:00 pm			Indiana Tech @ UAH (DH)	2:00 pm

2005 GSC Baseball Composite Schedule (cont.)

DATE	DAY	GAME	TIME	DATE	DAY	GAME	TIME
03/11	FRI	Southern Indiana @ LMU (DH)	12:00 pm	03/22	TUE	Dana College @ HU (DH)	1:00 pm
		Adelphi @ UWG	12:00 pm			UNA @ OBU (DH)	1:00 pm
		Nebraska-Kearney @ UNA	3:00 pm			ATU @ UWF (DH)	3:00 pm
03/12	SAT	HU @ UCA (DH)	12:00 pm			Troy @ UAH	6:00 pm
		CBU @ HSU (DH)	12:00 pm			Columbus State @ DSU	6:30 pm
		DSU @ SAU (DH)	12:00 pm			SAU @ Missouri Southern Tournament	TBA
		UAM @ ATU (DH)	2:00 pm	03/23	WED	CBU @ LeMoyne-Owen (DH)	1:00 pm
		Southern Indiana @ LMU (DH)	11:00 am			UNA @ HSU	1:00 pm
		Adelphi @ UWG	12:00 pm			UAM @ Arkansas-Pine Bluff (DH)	2:00 pm
		UWF @ UAH (Montgomery, AL) (DH)	2:00 pm			Tusculum @ LMU	1:00 pm
		Nebraska-Kearney @ UNA (DH)	2:00 pm			Columbus State @ DSU	2:00 pm
		OBU @ UWA (DH)	4:00 pm			Kennesaw State @ UM	3:00 pm
03/13	SUN	HU @ UCA	12:00 pm			Warner Southern @ VSU	4:00 pm
		CBU @ HSU	1:00 pm			ATU @ UWF	6:00 pm
		DSU @ SAU	1:00 pm			SAU @ Missouri Southern Tournament	TBA
		UAM @ ATU	2:00 pm	03/24	THUR	Dana College @ UCA	1:00 pm
		OBU @ UWA	1:00 pm	03/25	FRI	UWG @ LMU (DH)	11:00 am
03/14	MON	UWG @ Shorter	12:00 pm			CBU @ UAM (DH)	12:00 pm
		Missouri Western @ ATU	4:00 pm			OBU @ UCA (DH)	12:00 pm
		Berry College @ UWF	4:00 pm			SAU @ HU (DH)	12:00 pm
03/15	TUE	Southeastern Oklahoma State @ OBU	2:00 pm			DSU @ HSU (DH)	12:00 pm
		Mars Hill @ UAH (DH)	1:00 pm			UWF @ UNA (DH)	1:00 pm
		Berry @ UWF	1:00 pm			UWA @ UM (DH)	2:00 pm
		Missouri Western @ SAU	2:00 pm			VSU @ UAH (DH)	3:00 pm
		Martin Methodist @ UNA	2:00 pm	03/26	SAT	SAU @ HU	12:00 pm
		Newman @ ATU (DH)	3:00 pm			UWG @ LMU	12:00 pm
		DSU @ UM	3:00 pm			CBU @ UAM	1:00 pm
		VSU @ Brewton-Parker	4:00 pm			OBU @ UCA	1:00 pm
03/16	WED	UAM @ UWA (DH)	1:00 pm			DSU @ HSU	1:00 pm
		Kansas-Newman @ UCA	1:00 pm			VSU @ UAH	1:00 pm
		CBU @ Bethel	1:00 pm			UWA @ UM	1:00 pm
		Southeastern Okla. State @ OBU	1:00 pm			UWF @ UNA	1:00 pm
		DSU @ Mars Hill (Montevallo, AL)	1:00 pm	03/28	MON	Augustana @ ATU (DH)	3:00 pm
		Tennessee Wesleyan College @ LMU	1:00 pm	03/29	TUE	Augustana @ HSU (DH)	12:00 pm
		William Carey @ SAU	2:00 pm			Mobile @ UWF	1:00 pm
		ATU @ Central Oklahoma	2:30 pm			UCA @ LSU-Shreveport	4:00 pm
		VSU @ Thomas	3:00 pm			Union @ UNA	6:00 pm
		Mars Hill @ UM	5:00 pm			UM @ DSU	6:30 pm
		Mississippi Valley State @ UWF	7:00 pm	03/30	WED	SAU @ Houston Baptist (DH)	12:00 pm
		Missouri Western @ OBU	3:00 pm			Augustana @ OBU (DH)	1:00 pm
03/17	THUR	Missouri Western @ HSU	1:00 pm			UAH @ North Georgia (DH)	1:00 pm
		Illinois Wesleyan @ CBU	2:00 pm			LMU @ Carson Newman	1:00 pm
		Missouri Western @ OBU	3:00 pm			VSU @ Georgia State & College	1:00 pm
		Mississippi Valley State @ UWF	7:00 pm			HU @ Arkansas-Pine Bluff	2:00 pm
03/19	SAT	HSU @ UAM (DH)	12:00 pm			UM @ DSU	2:00 pm
		ATU @ CBU (DH)	12:00 pm			UWG @ Columbus State	3:00 pm
		UCA @ DSU (DH)	12:00 pm	03/31	THUR	VSU @ Kennesaw	4:00 pm
		OBU @ SAU (DH)	12:00 pm	04/01	FRI	HSU @ Chrichton (DH)	2:00 pm
		LMU @ VSU (DH)	12:00 pm	04/02	SAT	UAM @ UCA (DH)	12:00 pm
		UNA @ UWG (DH)	12:00 pm			ATU @ SAU (DH)	12:00 pm
		UM @ UWF (DH)	2:00 pm			CBU @ OBU (DH)	12:00 pm
		UAH @ UWA (DH)	4:00 pm			UWF @ UWG (DH)	12:00 pm
		Lyon @ HU (DH)	12:00 pm			UM @ UNA (DH)	1:00 pm
03/20	SUN	LMU @ VSU	12:30 pm			LMU @ UAH (DH)	2:00 pm
		HSU @ UAM	1:00 pm			HU @ DSU (DH)	3:00 pm
		ATU @ CBU	1:00 pm			VSU @ UWA (DH)	4:00 pm
		OBU @ SAU	1:00 pm			HSU @ Chrichton	12:00 pm
		UAH @ UWA	1:00 pm				
		UM @ UWF	1:00 pm				
		UCA @ DSU	2:00 pm				

2005 GSC Baseball Composite Schedule (cont.)

DATE	DAY	GAME	TIME	DATE	DAY	GAME	TIME
04/03	SUN	UWF @ UWG	12:00 pm	04/15	FRI	UWF @ UAH	12:00 pm
		UAM @ UCA	1:00 pm				
		ATU @ SAU	1:00 pm	04/16	SAT	UWF @ UAH (DH)	11:00 am
		CBU @ OBU	1:00 pm			UAM @ HU (DH)	12:00 pm
		HU @ DSU	2:00 pm			HSU @ OBU (DH)	12:00 pm
		LMU @ UAH	1:00 pm			UM @ UWG (DH)	12:00 pm
		UM @ UNA	1:00 pm			UNA @ VSU (DH)	12:00 pm
		VSU @ UWA	1:00 pm			UCA @ ATU (DH)	2:00 pm
04/05	TUE	HU @ Central Baptist	1:00 pm			CBU @ DSU (DH)	3:00 pm
		UAH @ SAU (DH)	1:00 pm			LMU @ UWA (DH)	4:00 pm
		Freed-Hardman @ CBU	2:00 pm	04/17	SUN	UM @ UWG	12:00 pm
		OBU @ Lyon	3:00 pm			UNA @ VSU	12:30 pm
		UM @ Kennesaw State	5:00 pm			HSU @ OBU	1:00 pm
		Augusta State @ VSU	5:00 pm			LMU @ UWA	1:00 pm
		University of Ozarks @ ATU	6:00 pm			UAM @ HU	1:30 pm
		DSU @ Miss. Valley State (Greenville, MS)	6:00 pm			UCA @ ATU	2:00 pm
		UNA @ Union	6:00 pm			CBU @ DSU	2:00 pm
04/06	WED	UAH @ SAU	12:00 pm	04/19	TUE	Bethel @ CBU	1:00 pm
		Carson-Newman @ LMU	2:00 pm			VSU @ Armstrong Atlantic State	2:30 pm
		Union @ CBU	2:00 pm			Cumberland (TN) @ UNA	4:00 pm
		Central Baptist @ HSU	2:00 pm			OBU @ UM	6:00 pm
		Augusta State @ VSU	2:00 pm			DSU @ UAH	6:00 pm
		Hendrix College @ UCA	3:00 pm	04/20	WED	HU @ Chrichton (DH)	12:00 pm
		UWA @ William Carey	3:00 pm			OBU @ UM (DH)	1:00 pm
		UM @ Stillman College (DH)	4:30 pm			LMU @ Tennessee Wesleyan	1:00 pm
		LMU @ Tusculum	5:00 pm			SAU @ Lyon College	2:00 pm
04/07	THUR	VSU @ Edward Waters	1:00 pm			Central Baptist @ UCA	3:00 pm
04/08	FRI	Chrichton @ UCA	3:00 pm			Concordia @ UWA (DH)	3:00 pm
04/09	SAT	UNA @ LMU (DH)	11:00 am			UWG @ Kennesaw State	3:00 pm
		OBU @ UAM (DH)	12:00 pm			North Florida @ VSU	5:00 pm
		SAU @ HSU (DH)	12:00 pm			DSU @ UAH	4:00 pm
		UWG @ VSU (DH)	12:00 pm	04/23	SAT	UCA @ SAU (DH)	12:00 pm
		HU @ CBU (DH)	1:00 pm			OBU @ HU (DH)	12:00 pm
		DSU @ ATU (DH)	2:00 pm			ATU @ HSU (DH)	12:00 pm
		UAH @ UM (DH)	2:00 pm			UAH @ UWG (DH)	12:00 pm
		UWA @ UWF (DH)	4:00 pm			UWA @ UNA (DH)	1:00 pm
		Chrichton @ UCA	1:00 pm			LMU @ UWF (DH)	2:00 pm
04/10	SUN	UNA @ LMU	12:00 pm			VSU @ UM (DH)	2:00 pm
		UWG @ VSU	12:30 pm			UAM @ DSU (DH)	3:00 pm
		UWA @ UWF	1:00 pm			Crichton @ CBU (DH)	1:00 pm
		OBU @ UAM	1:00 pm	04/24	SUN	UAH @ UWG	12:00 pm
		HU @ CBU	1:00 pm			ATU @ HSU	1:00 pm
		SAU @ HSU	1:00 pm			UCA @ SAU	1:00 pm
		UAH @ UM	1:00 pm			LMU @ UWF	1:00 pm
		DSU @ ATU	2:00 pm			VSU @ UM	1:00 pm
04/12	TUE	Texas Wesleyan @ SAU (DH)	2:30 pm			UWA @ UNA	1:00 pm
		UCA @ Union (Jackson, TN)	3:00 pm			OBU @ HU	1:30 pm
		Kennesaw State @ UWG	3:00 pm			UAM @ DSU	2:00 pm
		Georgia State & College @ VSU	4:00 pm	04/25	MON	CBU @ Union-TN (DH) (Jackson, TN)	6:00 pm
		CBU @ UNA	6:00 pm	04/26	TUE	Martin Methodist @ UAH	1:00 pm
04/13	WED	UAM @ Texas College (DH)	1:00 pm			LMU @ King College	1:00 pm
		Central Baptist @ OBU	1:00 pm			SAU @ Texas Wesleyan (DH)	2:00 pm
		HU @ Rhodes	2:00 pm			Trevecca @ UNA	4:00 pm
		Texas Wesleyan @ HSU	2:00 pm			Armstrong Atlantic State @ VSU	4:00 pm
		DSU @ William Carey	4:00 pm			CBU @ Freed-Hardeman (DH)	6:00 pm
		UAH @ Kennesaw State	4:00 pm			DSU @ Belhaven (Jackson, MS)	6:30 pm
		LMU @ Milligan	5:00 pm	04/27	WED	UAH @ Tusculum (DH)	1:00 pm
		UM @ Columbus State	5:00 pm			Lyon College @ OBU	3:00 pm
		VSU @ Flagler	5:00 pm			Columbus State @ UWG	3:00 pm
		UWA @ Stillman	6:00 pm			UWA @ Auburn-Montgomery	6:00 pm
		SAU @ LSU-Shreveport	6:30 pm	04/29	FRI	UNA @ UAH	2:00 pm

2005 GSC Baseball Composite Schedule (cont.)

DATE	DAY	GAME	TIME
04/30	SAT	UM @ LMU (DH)	11:00 am
		HSU @ UCA (DH)	12:00 pm
		SAU @ CBU (DH)	12:00 pm
		HSU @ UCA (DH)	12:00 pm
		DSU @ OBU (DH)	12:00 pm
		UNA @ UAH (DH)	12:00 pm
		UWF @ VSU (DH)	12:00 pm
		HU @ ATU (DH)	2:00 pm
		UWG @ UWA (DH)	4:00 pm
05/01	SUN	UM @ LMU	12:00 pm
		HSU @ UCA	1:00 pm
		SAU @ CBU	1:00 pm
		HU @ ATU	1:00 pm
		HSU @ UCA	1:00 pm
		DSU @ OBU	1:00 pm
		UWF @ VSU	1:00 pm
		UWG @ UWA	1:00 pm
05/07-05/11	SAT-WED	GSC Tournament (USA Stadium, Millington, TN)	TBA
05/19-05/21	FRI-SAT	NCAA Regionals (Site to be determined)	TBA
05/28-06/04	SAT-SAT	NCAA Division II Championships (Patterson Field, Montgomery, AL)	TBA

GSC Teams in CAPS; GSC games in **BOLD**; ALL TIMES CENTRAL; Schedule subject to change; (DH)--Doubleheader; 1-Buffalo Rock/Pepsi Invitational (Florence, AL); 2-DSU Tournament (Cleveland, MS); 3-UWA Invitational (Livingston, AL); 4-TVA Invitational (Florence, AL); 5-TNT Invitational (Florence, AL); 6-Paul Quinn Tournament (Dallas, Texas); 7-NIJEM Jewiers Classic (Valdosta, GA); 8-Armstrong Atlantic Tournament (Savannah, GA); 9-Central Missouri State Tournament; 10-Meridian, MS

Updated-02/02/05



2005 GSC BASEBALL TOURNAMENT SCHEDULE

**May 7-11, 2005 @ USA Stadium,
Millington, TN**

DAY ONE

9:30 am	Game 1	Third Place Team from West Division vs. Second Place Team from the East Division
1:00 pm	Game 2	Fourth Place Team from the East Division vs. First Place Team from the West Division
4:15 pm	Game 3	Fourth Place Team from the West Division vs. First Place Team from the East Division
7:30 pm	Game 4	Third Place Team from the East Division vs. Second Place Team from the West Division

DAY TWO

9:30 am (Field 2)	Game 5	Loser of Game 1 vs. Loser of Game 2 (Loser eliminated)
1:00 pm (Field 1)	Game 6	Winner of Game 1 vs. Winner of Game 2
4:15 pm (Field 2)	Game 7	Loser of Game 3 vs. Loser of Game 4 (Loser eliminated)
7:30 pm (Field 1)	Game 8	Winner of Game 3 vs. Winner of Game 4

DAY THREE

12:00 pm (Field 1)	Game 9	Winner of Game 7 vs. Loser of Game 6
4:00 pm (Field 1)	Game 10	Winner of Game 5 vs. Loser of Game 8
7:30 pm	Game 11	Winner of Game 6 vs. Winner of Game 8

*DAY FOUR

1:00 pm	Game 12	Winner of Game 11 vs. Winner of Game 9 or 10
4:30 pm	Game 13	Loser of Game 11 vs. Winner of Game 9 or 10

DAY FIVE

If **THREE** teams remain:

1:00 pm	Game 14	Winner of Game 12 vs. Winner of Game 13
4:30 pm	Game 15	Winner of Game 14 vs. Loser of Game 12

If **TWO** teams remain:

1:00 pm	Game 14	Winner of Game 12 vs. Winner of Game 13
4:30 pm	Game 15	If necessary, rematch of Game 14

*--After Game 11, one team is 3-0 and three teams are 2-1. The teams are matched so that the 3-0 team plays the team it has not yet played. If there are two such teams, it is matched up so that the other pair of teams also have not played each other in the Tournament. If the undefeated team has played everyone, but two 2-1 teams have not yet played, those two 2-1 teams are matched against each other. If the teams have all already played each other once, the 3-0 team re-matches the team it played earliest in the Tournament.


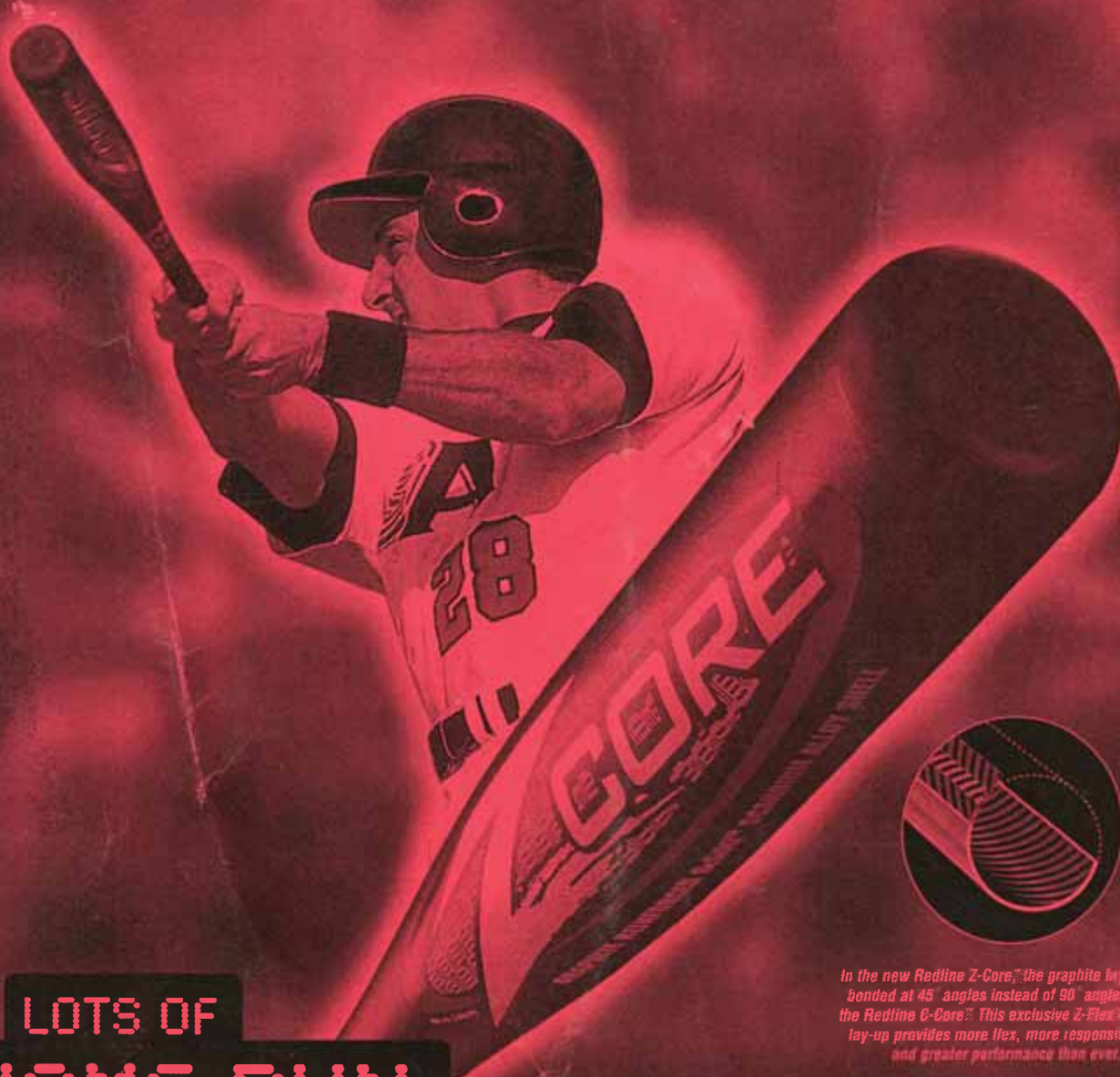
GULF SOUTH CONFERENCE BASEBALL SCHOOLS

EAST DIVISION



WEST DIVISION





In the new Redline Z-Core™, the graphite layers are bonded at 45° angles instead of 90° angles as in the Redline C-Core™. This exclusive Z-Flex™ 45° core lay-up provides more flex, more responsiveness and greater performance than ever.

LOTS OF
HOME RUN BALLS END UP LOST.
NONE ARE EVER FORGOTTEN.

Maybe it's the sound of the ball, or the amount of time it takes the ball to drop out of the sky, or the look on the pitcher's face, but no one forgets the long balls. Easton understands that feeling. That's why we're always striving to take something great and make it better. We already have the best-selling bats in the game with our Redline series, now we're stepping up to the plate again with the new, patented Redline Z-Core™. It features an exclusive Sc500™ Scandium-enhanced shell for the strongest, thinnest-walled bats in the game--2 to 4% thinner and 20% stronger than the Redline C-Core™. And our new Z-Flex™ 45° lay-up angle provides more flex, responsiveness and performance than you've ever seen out of a bat. The new Redline Z-Core™. Give the fans something to remember.



www.eastonsports.com