


VALDOSTA STATE UNIVERSITY

2005 BASEBALL




Josh Owsley




Robert Morgan



Ryan Chromek



Matt Rucker



John McDonald

2005 Outlook

Billie Grant Field has undergone a facelift in the off-season. A new grandstand, a new pressbox, even a new green monster in center field (the old one a victim of Hurricane Ivan) have been constructed and are ready for the new year. However, coach Tommy Thomas's 38th baseball edition remains under construction, primarily due to a revamped pitching staff.

Five position starters, including first team all-America shortstop Robert Morgan and first team all-conference rightfielder John McDonald, return to form the nucleus of what could be another productive offensive unit. The 2004 Blazers averaged 7.5 runs a game, hit .323 and collected 180 extra base hits.

But as is almost always the case, pitching is the key to the kind of season which leads to post-season play where 25 of Thomas's 37 previous teams have gone. And the 2005 staff is filled with question marks.

Pitching depth is not a problem. Thirteen players, including 11 righthanders, on VSU's 30-man roster make up the staff, but only three were on last year's team. A fourth, senior Jacques Wattecamp, returns after winning six games as one of three primary starters in 2003. Seniors Michael Martinez (4-2, 4.12) and Parks Robinson (0-2, 8.74) and junior Nickolas Kitchens (3-2, 7.56) are the returnees.

"The pitchers overall have not been consistent with their control," Thomas said. "But I think we have a chance to develop more quality depth than we had last year."

Martinez, who finished very strong in 2004, is expected to be a major part of that depth as are JC transfers Robert Petrucci (Pasco-Hernando) and Brian Bass (South Georgia) as well as Wattecamp. Junior Brett Hart, who transferred from Armstrong Atlantic State, is the leading candidate to win the closer role. The remainder of the staff has not been tested under fire.

The Blazers have been picked by Gulf South Conference eastern division coaches to finish second behind West Florida in the 21-game regular season race. If a title run is to be made, they'll need another solid season from Morgan and McDonald as well as the other returning starters — first baseman Josh Owsley, second baseman Ryan Chromek and catcher Matt Rucker. Morgan is coming off a phenomenal year in which he set six school records, including a .436 batting average.

Rounding out the infield will be third baseman T.A. Danner, a converted catcher who won the job with a solid pre-season. Senior

Davy Cheek, a transfer from College of Charleston, will share time with Owsley at first base, and senior Brad Brown will spell Rucker behind the plate. Depth will be supplied by redshirt freshman Scott Brooker and junior Brandon Cooper at third and junior Jud Seymour, freshman Jeremy Edwards at first and junior Jared Goff behind the plate.

Joining McDonald in the outfield will be junior Juan Alonso, a transfer from Darton JC, in center and junior Brian Hicks (Central Florida CC) in left. Junior Clint Still and sophomore Nick James will provide depth.

"Potentially we have a very good team, but right now we're just a contender," Thomas said. "We need to play some games and get our personnel where they can be most effective. It's a long season."

The schedule is its usual challenge as top teams from the Sunshine State (Tampa, Florida Southern, Barry) and Peach Belt (Kennesaw State, Georgia College and Augusta State) conferences join the always competitive Gulf South contingent. Four of the seven series against league teams will be played at home, beginning with Lincoln Memorial March 19.

2005 Valdosta State Baseball Roster

Number and Name	Bats/Throws	Age	Height	Weight	Class	Hometown
PITCHERS						
12 Brian Bass	R/R	22	6-2	170	Jr	Valdosta, GA
25 Russ Crum	R/R	19	6-0	200	Fr	Perry, GA
15 Brett Hart	R/R	21	5-10	165	Jr	Macon, GA
13 Nickolas Kitchens	R/R	21	6-2	200	Jr	Hepzibah, GA
26 John Lewis	L/L	21	6-4	250	Jr	Rutledge, GA
34 Michael Martinez	R/R	22	5-11	200	Sr	New York, NY
29 Brandon McNamara	R/R	20	6-3	200	Jr	Lansing, MI
27 Robert Petrucci	R/R	20	5-11	175	Jr	Spring Hill, FL
7 Parks Robinson	L/L	23	6-2	200	Sr	Bradenton, FL
54 Luke Taylor	R/R	21	6-5	205	Jr	Valdosta, GA
28 Thomas Trip	R/R	18	6-3	200	Fr	Moultrie, GA
1 Jacques Wattecamp	R/R	23	5-11	200	Sr	Smyrna, GA
37 Chris Wheaton	R/R	20	5-10	200	So	Douglas, GA
CATCHERS						
9 Brad Brown	R/R	21	5-9	170	Sr	Columbus, GA
33 Jared Goff	R/R	21	6-0	210	Jr	Brunswick, GA
22 Matt Rucker	L/R	22	6-0	200	Sr	Leesburg, GA
INFIELDERS						
16 Scott Brooker	L/R	20	6-0	195	Fr	Nahunta, GA
11 Davy Cheek	R/R	23	6-0	185	Sr	Albany, GA
4 Ryan Chromek	R/R	24	5-5	170	Sr	Suwanee, GA
35 Brandon Cooper	R/R	21	6-0	185	Jr	Sylvestor, GA
19 T. A. Danner	R/R	21	5-7	185	So	Haines City, FL
23 Jeremy Edwards	R/R	20	6-1	210	Fr	Dublin, GA
2 Robert Morgan	R/R	21	5-10	190	Sr	Cordele, GA
20 Josh Owsley	R/R	22	6-2	185	Sr	Adel, GA
44 Jud Seymour	R/R	20	6-8	220	Jr	Brunswick, GA
OUTFIELDERS						
24 Juan Alonso	R/R	22	5-10	175	Jr	Valdosta, GA
18 Brian Hicks	R/R	21	5-11	185	Jr	Fernandina Beach, FL
41 Nick James	R/R	20	6-3	200	So	Orlando, FL
21 John McDonald	R/R	23	6-1	215	Sr	Tenille, GA
17 Clint Still	R/R	22	6-0	180	Jr	Marietta, GA

2005 Schedule

FEBRUARY

5, Saturday	Edward Waters	Valdosta	2:30 pm
8, Tuesday	North Florida	Jacksonville	3 pm
10, Thursday	Albany State	Albany	3 pm
12, Saturday	Presbyterian (2)	Valdosta	1 pm
13, Sunday	Presbyterian	Valdosta	1:30 pm
16, Wednesday	Thomas	Valdosta	4 pm
19, Saturday	Tampa (2)	Tampa, FL	2 pm
20, Sunday	Eckerd	St. Petersburg, FL	Noon
22, Tuesday	Columbus State	Valdosta	4 pm
23, Wednesday	Flagler	Valdosta	3 pm
25, Friday	Florida Southern	Lakeland	7 pm
26, Saturday	Florida Southern	Lakeland	2 pm
27, Sunday	Florida Southern	Lakeland	1 pm

MARCH

1, Tuesday	Albany State	Valdosta	4 pm
3, Thursday	Nova Southeastern	Valdosta	6 pm
NIJEM JEWELERS CLASSIC (thru 3/6)			
4, Friday	Nova Southeastern	Valdosta	3:30 pm
5, Saturday	Barry	Valdosta	4:30 pm
6, Sunday	Dowling	Valdosta	3 pm
8, Tuesday	Columbus State	Columbus	4 pm
9, Wednesday	Brewton-Parker	Valdosta	5 pm
15, Tuesday	Brewton-Parker	Mount Vernon	5 pm
16, Wednesday	Thomas	Thomasville	4 pm
19, Saturday	Lincoln Memorial* (2)	Valdosta	1 pm
20, Sunday	Lincoln Memorial*	Valdosta	1:30 pm
23, Wednesday	Warner Southern	Valdosta	5 pm
25, Friday	Alabama-Huntsville* (2)	Huntsville	4 pm
26, Saturday	Alabama-Huntsville*	Huntsville	2 pm
30, Wednesday	Georgia College & State	Milledgeville	2 pm
31, Thursday	Kennesaw State	Kennesaw	5 pm

APRIL

2, Saturday	West Alabama* (2)	Livingston	5 pm
3, Sunday	West Alabama*	Livingston	2 pm
5, Tuesday	Augusta State	Valdosta	6 pm
6, Wednesday	Augusta State	Valdosta	3 pm
7, Thursday	Edward Waters	Jacksonville	2 pm
9, Saturday	West Georgia* (2)	Valdosta	1 pm
10, Sunday	West Georgia*	Valdosta	1:30 pm
12, Tuesday	Georgia College & State	Valdosta	5 pm
13, Wednesday	Flagler	St. Augustine, FL	6 pm
16, Saturday	North Alabama* (2)	Valdosta	1 pm
17, Sunday	North Alabama*	Valdosta	1:30 pm
19, Tuesday	Armstrong Atlantic State	Savannah	3:30 pm
20, Wednesday	North Florida	Valdosta	6 pm
23, Saturday	Montevallo* (2)	Montevallo, AL	3 pm
24, Sunday	Montevallo*	Montevallo, AL	2 pm
26, Tuesday	Armstrong Atlantic State	Valdosta	5 pm
30, Saturday	West Florida* (2)	Valdosta	1 pm

MAY

1, Sunday	West Florida*	Valdosta	1:30 pm
7-10, Sat.-Tue.	Gulf South Cnf. Trnmt.	Millington, TN	TBA

* Gulf South Conference games

ALL TIMES EASTERN

The Record Book

INDIVIDUAL - GAME

Most HRs	44, Bobby McDonald, '96-99
Most TBs	445, JoJo Blaha, '84-87
Most RBIs	209, JoJo Blaha, '84-87
Most SBs	91, Sal Amadeo, '77-79
Most Appearances	70, Ted West, '85-88
Most IP	353, Jimmy Wall, '77-80
Most Ks	365, Bryan Shover, '92-95
Most Wins	31, Bill Petty, '74-77
	Jimmy Wall, '77-80; Bryan Shover, '92-95
Best Winning Percentage	.950, Kelly Scott, '79-80
Most Saves	12, Corey Wachman, '02
Best ERA	1.48, Eddie Fisher, '66-69
Most Shutouts	7, Bill Petty, '74-77

TEAM - GAME

Most ABs	50 vs. Morris Brown, '01
Most Runs	29 vs. Morris Brown, '01
Most Runs: Inning	13 vs. Jacksonville State, '79
	Fort Valley State, '85
Most Hits	30 vs. Shippensburg, '85
Most RBIs	25 vs. Morris Brown, '01
Most 2Bs	10 vs. Morris Brown, '01
Most 3Bs	4 vs. Oglethorpe, '65
	Ouachita Baptist, '70; Fort Valley State, '83
Most HRs	6 vs. Eckerd, '85
Most Runs Against	28 vs. Jacksonville State, '90
Most Runs: Both Teams	39 vs. N. Ala. (18-21), '95
Most Extra Base Hits	16 vs. Morris Brown, '01
Most TBs	52 vs. Morris Brown, '01
Most Errors	9 vs. Florida Southern, '89
Most SBs	13 vs. Armstrong State, '68
Most DPs	5 vs. New Orleans, '74
Most Innings	17 vs. David Lipscomb, '68

TEAM - SEASON

Most Games	71, 1982
Most Wins	49, 1982
Most Consecutive Wins	22, 1983
Best Winning Percentage	.804 (45-11), 1980
Most Losses	31, 1989, 1990, 1999
Best Batting Average	.343, 1985
Worst Batting Average	.216, 1957
Best Slugging Percentage	.566, 1985
Most ABs	2261, 1985
Most Runs	620, 1985
Most Runs Per Game	9.8, 1986
Most Times Shut Out	8, 1976
Fewest Runs Allowed Per Game	2.3, 1960
Most Hits	776, 1985
Most 2Bs	144, 1985
Most 3Bs	31, 1985
Most HRs	99, 1985
Most Extra Base Hits	274, 1985
Most Total Bases	1279, 1985
Most RBIs	545, 1985
Most Stolen Bases	179, 1985
Most Double Plays	67, 1985
Best Fielding Percentage	.964, 1965
Most Innings Pitched	577.1, 1982
Most Strikeouts	488, 1995
Most Walks	404, 1981
Best ERA	1.45, 1964
Worst ERA	7.36, 1990
Most Shutouts	12, 1973
Most Consecutive Shutouts	4, 1971

INDIVIDUAL - SEASON

Best B.A.	.436, Robert Morgan, '04
Best Slugging %	.839, Cecil Whitehead, '78
Most AB	271, Mike Jones, '85
Most Runs	96, Andy Anthony, '85
Most Hits	114, Mike Jones, '85
Most 2Bs	32, Robert Morgan, '04
Most 3Bs	8, Dan Darden, '75
Most HRs	23, Bobby McDonald, '97
Most Consecutive Hits	9, Rob Bush, '85
Longest Hitting Streak	31, Robert Morgan, '04
Most Extra Base Hits	43, Robert Morgan, '04
Most Total Bases	172, Robert Morgan, '04
Most RBIs	76, JoJo Blaha, '85
Most BBs (drawn)	91, Richie Johnson, '82
Most SBs	46, Mike White, '85
Most Appearances	29, Jason Bulger, '01
	Corey Wachman, '02
Most IP	127.1, Jeff Agerter, '83
Most Consecutive Shutout Innings	28.2,
	Jimmy Wall, '77
Most Ks	112, Bryan Shover, '93
Most Ks per 9 innings	12.7, Sam Bowen, '73
Most Wins	13, Jeff Agerter, '82
Most Decisions	17, Jeff Agerter, '82
Most Saves	12, Corey Wachman, '02
Best ERA	0.78, Mike Perry, '64
Most Shutouts	3, 9 players tied

INDIVIDUAL - CAREER

Best B.A.	.390, John Gordon, '86-87
Best Slugging %	.643, Cecil Whitehead, '76-78
Consecutive Starts	226, Scott Simpson, '00-03
Most ABs	834, Scott Simpson, '00-03
Most Runs	183, Sal Amadeo, '77-79
Most Hits	276, Scott Simpson, '00-03
Most 2Bs	52, JoJo Blaha, '84-87
Most 3Bs	18, Gene Felts, '71-74
	Craig Viets, '75-78

Blazer Baseball Support Personnel



Jason Brett
Graduate Assistant



Rick Hagan
Student Assistant



Steve Roberts
Sports Information



Kyle Torgerson
Baseball Trainer



Jay O'Brien
Student Trainer



Evan Frank
Student Trainer



Jared Luke
Student Trainer

FINAL HITTING STATISTICS

	AB	R	H	RBI	AVG	2B	3B	HR	BB	K	Slug%	OB%	SB-A
Robert Morgan	250	67	109	53	.436	32	2	9	18	20	.688	.484	16-20
John McDonald	220	47	81	57	.368	9	5	10	18	31	.591	.441	14-17
Greg Connell	229	45	84	58	.367	18	1	8	17	41	.559	.413	10-13
Josh Owsley	176	47	62	22	.352	9	0	0	16	20	.403	.415	5-6
Ryan Chromek	149	33	50	20	.336	8	2	0	8	14	.416	.377	7-10
Greg Adams	197	51	61	48	.310	16	0	8	22	56	.513	.385	3-4
Micah Smith	111	25	33	14	.297	6	0	0	17	27	.351	.385	7-10
Jermaine Johnson	164	47	48	30	.293	6	1	6	27	31	.451	.398	6-7
Matt Rucker	156	26	44	30	.282	4	0	3	10	34	.365	.354	2-2
David Lewis	125	24	28	21	.224	7	0	1	16	27	.304	.315	4-6
less than 75 at bats													
Joey Nijem	32	1	8	6	.250	2	0	1	5	10	.406	.351	1-1
Brad Brown	61	12	15	9	.246	1	0	0	5	17	.262	.309	1-4
Scott Brinson	61	13	15	14	.246	1	1	1	13	17	.344	.403	0-1
Render Parkman	73	5	10	9	.137	1	0	1	6	18	.192	.210	0-0
others	4	0	0	0	.000	0	0	0	1	1	.000	.200	0-0

VSU	2008	443	648	391	.323	120	12	48	199	364	.466	.394	76-101
Opponents	1988	401	605	346	.304	109	14	35	250	449	.426	.393	72-99

FINAL PITCHING STATISTICS

	G	W	L	S	IP	H	R	ER	BB	SO	ERA	GS	CG
Adam Lingenfelter	13	7	3	0	87	96	29	26	26	86	2.69	13	5
Michael Martinez	21	4	2	2	48	59	33	22	20	44	4.12	1	0
Zach Stewart	12	2	2	0	51.2	56	38	25	30	59	4.35	11	0
Robbie Wachman	17	9	3	0	91.2	92	58	47	53	101	4.61	12	6
Bryan Bennett	17	6	5	0	63	87	60	44	26	43	6.29	11	1
Nickolas Kitchens	21	3	2	0	41.2	39	41	35	32	37	7.56	2	0
Mason Smith	13	1	1	0	32	43	34	29	12	24	8.16	3	0
less than 25 IP													
Will Thompson	16	1	1	1	22	42	22	20	11	15	8.18	0	0
Parks Robinson	8	0	2	0	11.1	23	16	11	10	14	8.74	2	0
Render Parkman	7	0	2	0	18.2	37	29	26	10	11	12.54	2	0
Grafton Kent	13	0	3	2	14.2	22	28	27	16	12	16.57	2	0
others	4	0	0	0	3.2	9	13	8	4	3	19.64	0	0

VSU	59	33	26	5	485.1	605	401	320	250	449	5.93	59	12
Opponents	59	26	33	5	480.2	648	443	350	199	364	6.55	59	12

FINAL FIELDING STATISTICS

	C	PO	A	E	PCT	DP	PB	SBA	CSB
Michael Martinez	12	6	6	0	1.000	0	0	5	3
Mason Smith	4	1	3	0	1.000	0	0	5	3
Grafton Kent	4	1	3	0	1.000	1	0	0	0
Will Thompson	2	2	0	0	1.000	0	0	4	1
Joey Nijem	1	1	0	0	1.000	0	0	0	0
Matt Rucker	379	329	46	4	.989	6	18	45	18
Josh Owsley	347	325	18	4	.988	31	0	0	0
Greg Adams	110	100	7	3	.973	12	0	0	0
Brad Brown	138	124	10	4	.971	0	6	27	3
David Lewis	34	31	2	1	.971	0	0	0	0
Ryan Chromek	199	82	108	9	.955	24	0	0	0
Micah Smith	44	40	2	2	.955	1	0	0	0
John McDonald	106	87	14	5	.953	3	0	0	0
Jermaine Johnson	101	94	2	5	.950	0	0	0	0
Robert Morgan	313	87	202	24	.923	34	0	0	0
Render Parkman	88	35	46	7	.920	8	0	6	0
Bryan Bennett	19	0	17	2	.895	1	0	13	3
Nickolas Kitchens	9	2	6	1	.889	0	0	3	4
Greg Connell	164	58	86	20	.878	9	0	0	0
Scott Brinson	45	36	3	6	.867	3	0	0	0
Zach Stewart	14	1	11	2	.857	1	0	5	2
Adam Lingenfelter	13	5	6	2	.846	1	0	6	4
Robbie Wachman	18	4	10	4	.778	1	0	20	6
Parks Robinson	2	0	1	1	.500	0	0	2	1
others	5	5	0	0	1.000	0	0	3	0

VSU	2171	1456	609	106	.951	52	24	72	27
Opponents	2136	1442	579	115	.946	49	20	76	25

SCORING

Score by Innings:	1	2	3	4	5	6	7	8	9	Xlnn	Total	AvPG
Valdosta State	58	54	50	56	50	54	48	50	22	1	443	7.5
Opponents	45	23	57	50	45	53	33	50	45	0	401	6.8

2004 IN REVIEW

GAME SUMMARY (ALL GAMES)

Record: W-33 L-26 (H: 18-13 A: 11-11 N: 4-2) Gulf South: 14-7

Date	Opponent	Score
2/4	at Saint Leo	6-5
2/7	Barry	4-3
2/7	Barry	7-3
2/8	Barry	2-8
2/13	at Barry	1-3
2/14	at Barry	9-10
2/18	at Thomas	16-13
2/21	Tampa	0-4
2/21	Tampa	3-2
2/22	Tampa	0-4
2/27	Dowling	8-9
2/28	Florida Southern	7-1
2/29	Georgia College & State	1-3
3/2	Flagler	5-4
3/3	at Columbus State	14-9
3/6	Northern Kentucky	5-0
3/6	Northern Kentucky	7-4
3/7	Northern Kentucky	3-9
3/7	Northern Kentucky	5-4
3/10	Georgia College & State	5-9
3/11	at Albany State	18-16
3/15	Edward Waters	19-13
3/17	Thomas	13-3
3/20	at Lincoln Memorial*	24-5
3/20	at Lincoln Memorial*	11-10
3/21	at Lincoln Memorial*	5-6
3/24	Columbus State	3-8
3/27	Alabama-Huntsville*	7-1
3/27	Alabama-Huntsville*	10-7
3/28	Alabama-Huntsville*	2-7
3/30	at Armstrong Atlantic St.	4-8
4/1	at Flagler	10-13
4/3	West Alabama*	13-5
4/3	West Alabama*	5-7
4/4	West Alabama*	9-8
4/7	Saint Leo	9-8
4/8	at Georgia College & St.	10-13
4/9	at West Georgia*	14-5
4/9	at West Georgia*	4-8
4/10	at West Georgia*	3-2
4/13	North Florida	3-9
4/17	at North Alabama*	9-10
4/17	at North Alabama*	9-5
4/18	at North Alabama*	19-9
4/20	Armstrong Atlantic State	4-8
4/21	at North Florida	9-13
4/24	Montevallo*	16-5
4/24	Montevallo*	6-2
4/25	Montevallo*	7-4
4/27	Albany State	5-12
5/1	at West Florida*	2-3
5/1	at West Florida*	4-1
5/2	at West Florida*	2-16
5/6	Southern Arkansas#	2-4
5/7	Arkansas Tech#	20-2
5/7	Central Arkansas#	7-6
5/8	Delta State#	10-9
5/9	Southern Arkansas#	3-1
5/9	Delta State#	5-22

* Gulf South Conference games

#Gulf South Conference Tournament games

General Information

NameValdosta State University
 LocationValdosta, Georgia
 Founded1906
 Enrollment10,500
 PresidentDr. Ronald M. Zaccari
 ColorsRed and Black
 NicknameBlazers
 Home FacilityBilly Grant Field (1100)
 ConferenceGulf South

National AffiliationNCAA, Division II
 2004 Record33-26 overall, 14-7 in GSC East (3rd)

Athletic Staff

Athletic DirectorHerb Reinhard
 Faculty Athletic RepresentativeBobby Tucker
 Academic ServicesDanielle Teetzel
 Sports Information DirectorSteve Roberts
 TrainerRuss Hoff

Baseball Staff

Head CoachTommy Thomas
 Assistant CoachShannon Jernigan
 Graduate AssistantJason Brett
 Student AssistantRick Hagan
 Baseball TrainerLori Howard
 Graduate Assistant TrainerKyle Torgerson
 Student TrainersJay O'Brien, Evan Frank, Jared Luke

Photos by Jack Hartley, US Photo Inc. and Joe Morgan



Jacques Wattecamp **1**
Pitcher
5-11 Senior
Smyrna, GA



Robert Morgan **2**
Shortstop
5-10 Senior
Cordele, GA



Ryan Chromek **4**
Second Base
5-5 Senior
Suwanee, GA



Parks Robinson **7**
Pitcher
6-2 Senior
Bradenton, FL



Brad Brown **9**
Catcher
5-9 Senior
Columbus, GA



Davy Cheek **11**
Infielder
6-0 Senior
Albany, GA



T.A. Danner **19**
Third Base
5-7 Sophomore
Haines City, FL



Matt Rucker **22**
Catcher
6-0 Senior
Leesburg, GA


HEAD BASEBALL COACH

Tommy Thomas

Entering his 38th season as the outstanding head coach of Valdosta State's Blazer baseball team, Tommy Thomas has enjoyed success gained by very few. In 37 seasons, Thomas-led teams have compiled an overall record of 1234-733, a .627 winning percentage. Only four times in those 37 years have the Blazers finished below .500. In 1997, he became only the second NCAA Division II coach to win 1000 games, and in 2003 he became the all-time winningest coach in Division II history when he won his 1199th game, surpassing John Scolinas of Cal Poly-Pomona.

Twenty-five of his 37 teams have reached post-season play, and eight teams, including the 1995 club, have made it to the national tournament with the 1979 team winning the national championship. As a result, Thomas has been the recipient of numerous individual awards and honors. Following the national title year, he was named National Coach of the Year for NCAA Division II by the American Baseball Coaches Association. On seven occasions he has been named regional coach of the year, once in the NAIA Area V (1969) and five times in the NCAA South Atlantic region (1974, 1977, 1979, 1983 and 1985) and once in the South Central region (1995).

The 64-year-old Valdosta native received the BS degree from Valdosta State, where he was a four-year letterman in baseball from 1959-62, ending his career with a .316 batting average. Thomas, who is single, earned the MST degree from Georgia Southern in 1967.



Division II's Winningest Coaches

	Years	Wins
1. Tommy Thomas, Valdosta State	37	1234
2. Frank Vieira, New Haven	42	1079
3. Joe Roberts, Armstrong Atlantic State	25	1002
4. Mike Metheny, Southeastern Oklahoma	24	967
5. Irish O'Reilly, Lewis	26	953
6. Dean Bowyer, Minnesota State Mankato	30	918
7. Gary Collins, SIU Edwards	26	814
8. Warren Turner, Missouri Southern St.	28	773
9. Mike Lane, North Alabama	21	770
10. Dick Vining, C.W. Post	39	728



Russ Crum **25**
Pitcher
6-0 Freshman
Perry, GA



John Lewis **26**
Pitcher
6-4 Junior
Rutledge, GA



Robert Petrucci **27**
Pitcher
5-11 Junior
Spring Hill, FL



Thomas Trip **28**
Pitcher
6-3 Freshman
Moutrie, GA



Brandon McNamara **29**
Pitcher
6-3 Junior
Lansing, MI



Jared Goff **33**
Catcher
6-0 Junior
Brunswick, GA




Brian Bass
Pitcher
6-2 Junior
Valdosta, GA

12




Nickolas Kitchens
Pitcher
6-2 Junior
Hepzibah, GA

13



Brett Hart
Pitcher
5-10 Junior
Macon, GA

15



Scott Brooker
Third Base
6-0 Freshman
Nahunta, GA

16



Clint Still
Outfielder
6-0 Junior
Marietta, GA

17



Brian Hicks
Left Field
5-11 Junior
Fernandina Beach, FL

18

ASSISTANT COACH

Shannon Jernigan

Shannon Jernigan, a two-year starting catcher for Valdosta State's 1994 and 1995 clubs who spent two seasons in student and graduate assistant roles, was elevated to the top assistant's position six years ago. The 30-year-old Live Oak, Fla., native received his master's degree in 1998 and is a member of VSU's kinesiology and physical education faculty.

Jernigan earned all-conference honors his junior season, helping the Blazers qualify for the conference tournament. His senior season, he commanded a solid pitching staff which turned in an excellent 3.43 ERA as the Blazers won their first Gulf South Conference championship. That team also won the South Central Regional and returned to the Division II World Series for the first time since 1985, finishing third.

As Thomas's top assistant, Jernigan, who is married to the former Jill Vickers, has assumed the lion's share of recruiting duties in addition to the everyday operation of the baseball program. Thomas considers his top aide, who picked up additional experience as a coach in the Cape Cod Summer League, an integral part of his program and predicts a bright future in the sport.

"Shannon has grown up in this program and will continue to be a tremendous asset," Thomas said. "I have great confidence in his coaching, teaching and recruiting ability. He has unbelievable patience, which makes him a valuable teacher and mentor."



Josh Owsley
First Base
6-2 Senior
Adel, GA

20



John McDonald
Right Field
6-1 Senior
Tenille, GA

21



Jeremy Edwards
First Base
6-1 Freshman
Dublin, GA

23




Juan Alonso
Center Field
5-10 Junior
Valdosta, GA

24



Michael Martinez
Pitcher
5-11 Senior
New York, NY

34



Brandon Cooper
Infielder
6-0 Junior
Sylvester, GA

35



Chris Wheaton
Pitcher
5-10 Sophomore
Douglas, GA

37



Nick James
Outfielder
6-3 Sophomore
Orlando, FL

41



Jud Seymour
First Base
6-8 Junior
Brunswick, GA

44



Luke Taylor
Pitcher
6-5 Junior
Valdosta, GA

54