





# VALDOSTA STATE UNIVERSITY BLAZER BASEBALL





**Tommy Thomas**  
**Head Coach**  
**40th Season (1,281-785)**  
**Valdosta State (1962)**

A stalwart in the Valdosta State dugout, Tommy Thomas begins his 40<sup>th</sup> season as the Blazer's head baseball coach. During his 39 years, the senior statesman of the Valdosta State Athletic Department has become a legend in the baseball coaching ranks.

After all, during his 39-year career, Thomas has won an NCAA Division II record 1,281 games, against 785 losses, a .620 career winning percentage. Only five times in his first 39 years have the Blazers finished below .500 and in 1979 he led his team and Valdosta

State to the school's first national championship in any sport. In addition to the 34 winning seasons, Thomas has directed his teams to 25 postseason appearances, eight trips to the national tournament, two Gulf South Conference Tournament titles and two GSC Divisional Titles.


Thomas is just one of six Division II coaches to ever surpass the 1,000-win barrier, a feat he accomplished on April 25, 1997 when VSU defeated West Georgia 9-2 in the Gulf South Conference tournament. He was just the second coach to top the 1,000-win plateau, behind Cal Poly-Pomona's John Scolinas, who Thoams passed to become the all-time winningest coach when he won his 1,199<sup>th</sup> career game on April 19, 2003 in a win over Lincoln Memorial.

As a result of VSU's success under Thomas, he and his players have received numerous individual honors. Thomas was named the American Baseball Coaches Association National Coach of the Year in 1979 and earned the GSC's Coach of the Year honor in 1995 and 2002. On seven occasions he has been named regional coach of the year. Additionally, a Blazer has earned All-America honors 28 times and All-Gulf South Conference 76 times under Thomas' tutelage.

In January of 2006, Thomas received his profession's highest honor when he was inducted into the American Baseball Coaches Association Hall of Fame. That was followed in February with his induction into the VSU Athletic Hall of Fame, the first active coach to be so honored.

Thomas, 66, has been very active on the national committee level, serving a five-year term, including the chairmanship, on the All-America Committee and a seven-year term on the NCAA Baseball Committee. He has been a member of the ABCA Ranking Committee for the last eight years.

A native of Valdosta, Thomas earned his a Bachelor's of Arts in Business from Valdosta State in 1962 while starring for the baseball program. A career .316 hitter at VSU, Thomas earned a Master's in Teaching from Georgia Southern in 1966 before returning to his alma mater.



**Shannon Jernigan**  
**Assistant Coach**  
**Valdosta State (1996)**

Shannon Jernigan begins his ninth season as the top assistant coach for head man Tommy Thomas and his 14<sup>th</sup> season overall as a member of the Blazer baseball program.

Jernigan began his VSU career in 1994, when he started a two-year stint as the team's starting catcher. He earned All-Gulf South Conference honors as a junior. As a senior, Jernigan led VSU to a 41-22 mark and a trip to the Division II World Series. He commanded a pitching staff that tallied a 3.43 earned run average as the Blazers won their first GSC championship.

With his playing days completed, Jernigan joined the Blazer coaching staff, as a graduate assistant, for two seasons. Additionally he worked as an assistant coach with the Orleans Cardinals of the Cape Cod League before assuming the role of assistant coach at VSU in 1998. As Thomas' top aide, Jernigan directs Valdosta State's recruiting activities and handles the everyday operations of the program.

Jernigan earned his Bachelor's of Science in Health and Physical Education from Valdosta State in 1996 followed by a Master's of Education from VSU in 1998. Married to the former Jill Vickers, Jernigan is also a member of VSU's Kinesiology and Physical Education faculty.



**Jason Brett**  
**Assistant Coach**  
**Valdosta State (2003)**

Jason Brett begins his sixth season as a member of the Valdosta State coaching staff, including his third season as an assistant coach for the school.

Brett first joined Tommy Thomas' staff as a student assistant coach in 2001, at which time he served as the team's hitting coach and provided assistance with the infielders and outfielders. Two year's later, Brett moved up to the program's grauduate assistant coaching position and directed a hitting attack that registered a .323 team batting average. He earned the title of assistant coach in 2004 and assumed recruiting duties for the Blazer diamond squad.

Prior to joining the Valdosta State staff, Brett spent one season as a community baseball coach with Perry High School and spent four years as a professional baseball player in the New York Mets farm system.

Brett earned his bachelor's degree in Fine Arts and Speech Communication from Valdosta State in 2003 and a Masters in Instructional Technology in 2004.

**GENERAL INFORMATION**

Name .....	Valdosta State University	Athletic Director .....	Herb Reinhard
Location .....	Valdosta, Ga.	Website .....	www.vstateblazers.com
Founded .....	1906	2006 Record .....	22-27, 8-13 GSC
Enrollment .....	11,000	Stadium (Capacity) .....	Billy Grant Field (1,100)
Nickname .....	Blazers	Sports Information Director .....	Shawn Reed
Colors .....	Red and Black	Reed's Email .....	msreed@valdosta.edu
Affiliation .....	NCAA Division II	Reed's Office Phone .....	229-333-5903
Conference .....	Gulf South	Sports Information Fax Number .....	229-333-5972
President .....	Dr. Ronald M. Zaccari	Billy Grant Field Press Box .....	229-245-3864


Photography by Ed Daugherty, U.S. Photo



**Sherard Reynolds**  
OF, 5-11, 184, So.  
Moultrie, Ga.



**Justin Huff**  
SS, 6-0, 175, Sr.  
Albany, Ga.



**Brandon Atkins**  
3B, 5-10, 185, Jr.  
Phenix City, Ala.



**Daniel Muniz**  
RF, 5-10, 195, Fr.  
Bronx, N.Y.




**Rusty Harris**  
SS/2B, 6-0, 175, Sr.  
Abbeville, Ga.




**Nick Copeland**  
RF, 6-0, 175, Sr.  
Valdosta, Ga.



**Richard Flores**  
C, 5-9, 200, Sr.  
Stockton, Calif.




**Jesse Barfield**  
1B, 6-3, 180, So.  
Fayetteville, Ga.



**Sidney Spell**  
OF, 5-11, 195, Jr.  
Alma, Ga.




**Nick Phillips**  
IF, 5-9, 170, Sr.  
Brunswick, Ga.



**Wade West**  
P, 5-10, 180, So.  
Loganville, Ga.



**Jeremy Forbus**  
P, 6-0, 218, Fr.  
Newnan, Ga.



**Calem Ray**  
2B, 5-9, 150, Jr.  
Nashville, Ga.



**Chris Harris**  
LF, 6-0, 215, Sr.  
Albany, Ga.




**Eddie San Roman**  
RF, 5-10, 195, Fr.  
Miami, Fla.



**Russ Crum**  
P, 6-0, 205, So.  
Perry, Ga.




**Justin Hill**  
1B/DH, 5-11, 220, Sr.  
Duluth, Ga.




**Brad Altone**  
P, 6-0, 185, Sr.  
Buford, Ga.



**John Sirmon**  
P, 6-2, 210, Sr.  
Madison, Fla.




**Jacob Jarvis**  
C, 5-11, 185, Jr.  
Valdosta, Ga.




**Drew Camp**  
C, 6-0, 195, So.  
Lawrenceville, Ga.




**Thomas Tripp**  
P, 6-3, 210, Sr.  
Moultrie, Ga.



**Chris Davison**  
P, 5-9, 200, Sr.  
Newnan, Ga.



**Ryan Parson**  
OF, 6-2, 170, Fr.  
Madison, Ga.



**Rance Morgan**  
1B, 6-3, 210, Jr.  
Homerville, Ga.



**Adam Harmych**  
P, 6-1, 195, Jr.  
Lorain, Ohio



**Will Thompson**  
P, 6-4, 235, Jr.  
Valdosta, Ga.




**Dustin Rucker**  
1B, 6-2, 240, Sr.  
Douglas, Ga.



**Landon Gray**  
P, 6-1, 180, So.  
Acworth, Ga.



**Jeremy Jones**  
P, 6-2, 175, Fr.  
Cairo, Ga.



**Luke Taylor**  
P, 6-7, 205, Sr.  
Valdosta, Ga.

### ATHLETIC STAFF



**Herb Reinhard**  
Athletic Director



**David Coffey**  
Graduate Assistant Coach



**Kristen Brown**  
Athletic Trainer

## 2007 VALDOSTA STATE BASEBALL SCHEDULE

Day	Date	Opponent	Location	Time
Fri.	Feb. 2	LYNN (DH)	BILLY GRANT FIELD	2:00 p.m.
Sat.	Feb. 3	LYNN	BILLY GRANT FIELD	3:00 p.m.
Wed.	Feb. 7	COLUMBUS STATE	BILLY GRANT FIELD	4:00 p.m.
Fri.	Feb. 9	#vs. Newberry	Ft. Lauderdale, Fla.	3:00 p.m.
Sat.	Feb. 10	#vs. Palm Beach Atlantic	Ft. Lauderdale, Fla.	11:00 a.m.
Sun.	Feb. 11	#vs. Lynn	Boca Raton, Fla.	Noon
Tues.	Feb. 13	at Saint Leo	Saint Leo, Fla.	6:00 p.m.
Fri.	Feb. 16	NOVA SOUTHEASTERN	BILLY GRANT FIELD	4:00 p.m.
Sat.	Feb. 17	NOVA SOUTHEASTERN (DH)	BILLY GRANT FIELD	1:00 p.m.
Sun.	Feb. 18	NOVA SOUTHEASTERN	BILLY GRANT FIELD	1:30 p.m.
Tues.	Feb. 20	at Flagler	St. Augustine, Fla.	4:00 p.m.
Wed.	Feb. 21	CLARK ATLANTA (DH)	BILLY GRANT FIELD	3:00 p.m.
Sat.	Feb. 24	TAMPA (DH)	BILLY GRANT FIELD	1:00 p.m.
Sun.	Feb. 25	TAMPA	BILLY GRANT FIELD	1:30 p.m.
Tues.	Feb. 27	at Georgia Southwestern	Americus, Ga.	2:00 p.m.
Wed.	Feb. 28	SAINT LEO	BILLY GRANT FIELD	6:00 p.m.
Fri.	March 2	*OUACHITA BAPTIST	BILLY GRANT FIELD	4:00 p.m.
Sat.	March 3	*OUACHITA BAPTIST	BILLY GRANT FIELD	1:00 p.m.
Sun.	March 4	*OUACHITA BAPTIST	BILLY GRANT FIELD	1:30 p.m.
Tues.	March 6	FLAGLER	BILLY GRANT FIELD	6:00 p.m.
Wed.	March 7	GEORGIA COLLEGE	BILLY GRANT FIELD	5:00 p.m.
Fri.	March 9	at Florida Southern	Lakeland, Fla.	7:00 p.m.
Sat.	March 10	at Florida Southern	Lakeland, Fla.	2:00 p.m.
Sun.	March 11	at Florida Southern	Lakeland, Fla.	2:00 p.m.
Wed.	March 14	at Thomas	Thomasville, Ga.	4:00 p.m.
Thurs.	March 15	at Albany State	Albany, Ga.	3:00 p.m.
Wed.	March 21	GEORGIA SOUTHWESTERN	BILLY GRANT FIELD	5:00 p.m.
Sat.	March 24	*at Alabama-Huntsville (DH)	Huntsville, Ala.	2:00 p.m.
Sun.	March 25	*at Alabama-Huntsville	Huntsville, Ala.	2:00 p.m.
Wed.	March 28	at Columbus State	Columbus, Ga.	4:00 p.m.
Sat.	March 31	*at West Alabama (DH)	Livingston, Ala.	5:00 p.m.
Sun.	April 1	*at West Alabama	Livingston, Ala.	2:00 p.m.
Tues.	April 3	THOMAS	BILLY GRANT FIELD	5:00 p.m.
Fri.	April 6	*WEST GEORGIA (DH)	BILLY GRANT FIELD	3:00 p.m.
Sat.	April 7	*WEST GEORGIA	BILLY GRANT FIELD	1:00 p.m.
Wed.	April 11	at Georgia College	Milledgeville, Ga.	5:00 p.m.
Thurs.	April 12	ALBANY STATE	BILLY GRANT FIELD	4:00 p.m.
Sat.	April 14	*NORTH ALABAMA (DH)	BILLY GRANT FIELD	1:00 p.m.
Sun.	April 15	*NORTH ALABAMA	BILLY GRANT FIELD	1:30 p.m.
Tues.	April 17	at Armstrong Atlantic	Savannah, Ga.	3:30 p.m.
Sat.	April 21	*at Montevallo (DH)	Montevallo, Ala.	4:00 p.m.
Sun.	April 22	*at Montevallo	Montevallo, Ala.	1:00 p.m.
Tues.	April 24	ARMSTRONG ATLANTIC	BILLY GRANT FIELD	6:00 p.m.
Sat.	April 28	*WEST FLORIDA (DH)	BILLY GRANT FIELD	1:00 p.m.
Sun.	April 29	*WEST FLORIDA	BILLY GRANT FIELD	1:00 p.m.
Sat.-Wed.	May 5-9	Gulf South Conference Tournament	Millington, Tenn.	TBA

\*Gulf South Conference Game; All Times Eastern; **Home Game**; #Nova Southeastern Tournament, Ft. Lauderdale, Fla.

2006 OVERALL STATS

Player	OVERALL RECORD: 22-27					HOME RECORD: 14-14					AWAY RECORD: 8-12					NEUTRAL RECORD: 0-1							
	AVG	GP-GS	AB	R	H	2B	3B	HR	RBI	TB	SLG%	BB	HBP	SO	GDP	OB%	SF	SH	SBA	PO	A	E	FLD%
Jared Goff	.372	40-36	137	21	51	10	0	2	30	67	.489	9	8	18	2	.439	1	0	2-2	50	7	1	.983
Rusty Harris	.333	39-37	117	18	39	9	1	0	13	50	.427	15	2	26	1	.415	1	7	6-6	51	98	11	.931
Richard Flores	.331	39-36	118	22	39	4	0	0	8	43	.364	12	4	15	1	.404	2	4	1-5	220	35	8	.970
Scott Brooker	.297	45-43	158	29	47	9	0	2	19	62	.392	15	11	14	3	.395	1	1	5-6	30	71	19	.842
Brian Hicks	.292	48-47	192	37	56	6	1	0	18	64	.333	12	4	23	3	.343	2	2	6-7	110	4	4	.966
Nick Copeland	.287	36-26	94	11	27	1	0	0	12	28	.298	9	0	12	3	.350	0	6	7-12	58	4	4	.939
Chris Harris	.284	47-46	176	31	50	9	0	2	25	65	.369	6	10	27	5	.338	3	1	7-8	71	3	3	.961
Justin Hill	.265	46-46	162	25	43	9	0	5	25	67	.414	24	1	30	4	.358	3	1	0-2	202	14	7	.969
Alberto Castellon	.250	39-36	128	20	32	6	0	0	12	38	.297	9	3	11	3	.314	0	4	5-6	80	104	8	.958
Nick Phillips	.239	40-31	113	19	27	1	1	0	13	30	.265	3	7	19	2	.296	2	1	6-13	68	83	10	.938
Jud Seymour	.260	22-22	73	5	19	4	0	0	8	23	.315	5	0	17	0	.300	2	0	0-0	141	12	3	.981
Kohle Paul	.229	17-14	48	7	11	2	0	0	7	13	.271	5	1	7	3	.304	2	1	2-2	22	1	0	1.000
Jesse Barfield	.208	22-3	24	2	5	0	0	1	2	8	.333	2	0	4	0	.269	0	0	0-1	41	2	1	.977
Adam Anderson	.152	25-12	46	6	7	1	0	0	3	8	.174	4	1	12	2	.235	0	0	3-3	17	2	2	.905
Wade West	.100	16-1	10	1	1	0	0	0	1	1	.100	1	0	4	1	.182	0	0	0-1	3	4	0	1.000
Drew Camp	.048	17-4	21	2	1	0	0	0	1	1	.048	1	0	16	0	.091	0	0	0-0	41	8	0	1.000
Will Thompson	.000	1-0	0	0	0	0	0	0	0	0	.000	0	0	0	0	.000	0	0	0-0	0	1	0	1.000
Brandon Cooper	.000	1-0	0	1	0	0	0	0	0	0	.000	0	0	0	0	.000	0	0	0-0	2	1	0	1.000
Totals	.281	49-49	1617	257	455	71	3	12	197	568	.351	132	52	255	33	.351	19	28	50-74	1227	520	93	.949
Opponents	.275	49-49	1569	288	431	66	11	25	246	594	.379	208	43	304	35	.370	21	39	48-78	1226	565	93	.951

DPs turned - Team (44), Opp (41). IBB - Team (1), Hill 1, Opp (20). Picked off - Brooker 2, R. Harris 2, Seymour 1, Barfield 1, Hill 1, Flores 1.

Player	ERA	W	L	APP-GS	CG	SHO	CBO	SV	IP	H	R	ER	BB	SO	2B	3B	HR	AB	B/Avg	WP	HBP	BK	SFA	SHA
Matt Marchant	3.77	5	5	14-12	1	1	0	0	71.2	68	45	30	26	56	16	3	5	275	.247	6	3	0	4	6
Justin Lamb	3.90	4	3	14-6	2	1	0	2	55.1	51	26	24	17	61	4	1	3	209	.244	3	7	0	1	3
Robert Petrucci	4.94	7	3	14-12	2	1	2	0	62.0	67	36	34	28	29	19	3	4	227	.295	8	2	1	4	5
Will Thompson	0.00	0	0	5-0	0	0	1	0	9.1	6	0	0	2	7	0	0	0	34	.176	1	0	0	0	0
Zach Stewart	0.00	0	0	1-0	0	0	0	0	1.0	1	0	0	1	0	0	0	0	4	.250	0	0	0	0	0
Chris Wheaton	2.70	0	2	5-0	0	0	0	0	6.2	6	3	2	7	7	1	0	1	25	.240	2	2	0	0	0
Wade West	3.12	0	0	5-0	0	0	0	0	8.2	8	5	3	4	7	1	0	0	34	.235	0	1	0	0	1
Tim Harris	4.58	0	0	11-0	0	0	0	2	17.2	19	13	9	12	12	1	1	0	68	.279	1	1	0	1	3
Clay Spivey	5.22	2	2	13-2	0	0	2	1	29.1	33	22	17	17	15	7	0	1	114	.289	3	3	1	3	2
Brad Altone	5.31	2	2	12-7	0	0	1	0	40.2	38	29	24	32	18	2	1	4	142	.268	7	7	0	3	6
Luke Taylor	5.40	1	3	11-3	0	0	1	0	25.0	27	26	15	13	14	3	0	2	96	.281	3	7	0	3	7
Brandon Cooper	5.79	0	0	12-1	0	0	0	0	14.0	14	11	9	9	8	2	0	1	52	.269	1	2	0	1	0
Stewart Thomas	6.08	0	2	10-0	0	0	1	0	13.1	17	10	9	7	10	3	0	1	54	.315	4	3	0	0	3
Chris Davison	6.15	1	3	14-5	0	0	1	0	33.2	39	30	23	21	41	3	1	2	137	.285	6	1	0	0	2
Marc Robinson	7.20	0	1	3-1	0	0	0	0	5.0	9	5	4	2	5	2	1	0	22	.409	1	1	0	0	0
Landon Gray	8.68	0	0	9-0	0	0	0	0	9.1	13	10	9	7	9	1	0	0	42	.310	6	0	0	1	0
John Sirmon	17.47	0	1	5-0	0	0	0	0	5.2	10	11	11	3	4	1	0	0	27	.370	4	1	0	0	1
Alberto Castellon	40.50	0	0	1-0	0	0	0	0	0.2	5	4	3	0	1	0	0	1	7	.714	0	0	0	0	0
Nick Phillips	99.00	0	0	1-0	0	0	0	0	0.0	0	2	2	0	0	0	0	0	0	.000	0	2	0	0	0
Totals	5.02	22	27	49-49	5	5	2	5	409.0	431	288	228	208	304	66	11	25	1569	.275	56	43	2	21	39
Opponents	4.01	27	22	49-49	6	1	1	12	408.2	455	257	182	132	255	71	3	12	1617	.281	55	52	3	19	28

PB - Team (13), Flores 8, Goff 4, Camp 1, Opp (21). Pickoffs - Team (6), Petrucci 4, Marchant 1, Flores 1, Opp (8). SBA/ATT - Flores (39-55), Marchant (12-16), Camp (4-10), Lamb (8-10), Goff (3-8), Altone (2-8), Davison (5-7), Taylor (3-7), Petrucci (5-7), Spivey (5-6), West (3-5), T. Harris (2-3), Wheaton (0-2), R. Harris (2-2), Cooper (0-2), Thompson (1-2), Robinson (0-1), Gray (1-1), Thomas (1-1).

2006 RESULTS

DATE	OPPOSING TEAM	SCORE	R-H-E	R-H-E	ATT	DATE	OPPOSING TEAM	SCORE	R-H-E	R-H-E	ATT	
02/08	Columbus State	L, 5-1	1-4-3	5-7-2	342	03/25	*Alabama-Huntsville	W, 8-5	8-14-3	5-8-4	343	
02/10	Eckerd	W, 2-1	2-8-0	1-4-2	358	03/25	*Alabama-Huntsville	L, 6-2	2-6-2	6-5-3	298	
02/11	Florida Gulf Coast	W, 7-3	7-7-3	3-5-3	143	03/26	*Alabama-Huntsville	W, 8-3	8-14-1	3-6-4	285	
02/12	Georgia College & State	L, 2-1	1-6-2	2-8-2	301	03/28	at Columbus State	L, 8-1	1-6-2	8-12-1	102	
02/14	at Saint Leo	W, 8-3	8-8-0	3-6-3	121	04/01	*West Alabama	L, 11-7	7-11-6	11-9-0	282	
02/15	Thomas	W, 6-1	6-12-2	1-6-0	268	04/01	*West Alabama	L, 6-5	5-9-0	6-9-0	368	
02/18	Augusta State	L, 6-2	2-3-4	6-10-1	172	04/02	*West Alabama	L, 14-12	12-13-6	14-19-4	271	
02/18	Augusta State	W, 1-0	1-11-0	0-1-0	217	04/04	Saint Leo	L, 7-2	2-3-3	7-12-0	266	
02/19	Augusta State	W, 7-2	7-15-1	2-9-1	161	04/08	*at West Georgia	L, 6-5	5-14-4	6-15-2	209	
02/21	Georgia Southwestern State	W, 9-7	9-6-0	7-8-3	268	04/09	*at West Georgia	L, 7-6	6-13-1	7-12-1	408	
02/24	Florida Southern	L, 15-4	4-12-4	15-18-3	356	04/09	*at West Georgia	W, 5-0	5-9-0	0-2-1	408	
02/26	Florida Southern	W, 4-2	4-9-0	2-6-0	315	04/11	at Armstrong Atlantic	L, 6-5	5-10-2	6-5-2	155	
02/26	Florida Southern	W, 4-3	4-8-1	3-8-3	334	04/12	at Georgia Southwestern State	L, 7-5	5-12-3	7-8-1	100	
02/28	at Thomas	W, 17-3	17-19-0	3-11-5	54	04/14	*at North Alabama	W, 8-3	8-10-1	3-7-1	211	
02/28	at Albany State	W, 9-3	9-8-0	3-12-2	100	04/14	*at North Alabama	W, 4-2	4-6-0	2-7-3	211	
03/04	at Armstrong Atlantic	L, 8-2	2-5-1	8-12-1	302	04/15	*at North Alabama	W, 12-8	12-8-3	8-9-4	173	
03/05	vs. Wayne State	L, 7-5	5-8-1	7-11-1	100	04/19	at Georgia College & State	L, 7-4	4-9-1	7-8-2	212	
03/07	Brewton-Parker	L, 10-7	7-10-4	10-10-0	224	04/22	*Montevallo	L, 12-9	9-16-3	12-9-1	298	
03/08	Brewton-Parker	W, 5-4	5-8-0	4-7-3	184	04/22	*Montevallo	W, 2-0	2-9-1	0-1-1	323	
03/15	Edward Water	W, 10-0	10-13-0	0-3-3	155	04/23	*Montevallo	L, 22-5	5-10-6	22-23-5	283	
03/18	*at Lincoln Memorial	L, 10-0	0-2-3	10-12-1	110	04/25	Armstrong Atlantic	L, 7-6	6-14-3	7-9-4	249	
03/18	*at Lincoln Memorial	L, 7-4	4-7-0	7-10-3	110	04/29	*at West Florida	L, 8-2	2-8-1	8-12-2	159	
03/19	*at Lincoln Memorial	L, 16-6	6-8-5	16-16-1	70	04/29	*at West Florida	L, 4-1	1-5-2	4-5-1	119	
03/22	Georgia College & State	L, 7-3	3-9-3	7-7-1	245	04/30	*at West Florida	W, 4-0	4-11-0	0-5-1	157	
03/23	Albany State	W, 5-4	5-9-2	4-7-1	136							

**Individual — Game**

Most ABs ..... 7, 15 times  
 Most Runs ..... 5, five times  
 Most Hits ..... 6, Mike Jones, '85  
 Most 2Bs ..... 3, seven times  
 Most 3Bs ..... 2, nine times  
 Most HRs ..... 3, three times  
 Most HRs Inning: ... 2, Billy Tyler, '76, Sal Amadeo, '78  
 Most TBs .. 13, Gene Felts, '72, Bobby McDonald, '97  
 Most RBIs ..... 9, Rob Busch, '85  
 Most SBs ..... 6, Claude Speck, '67  
 Most Put Outs ..... 20, Kevin Spooner, '85  
 Most Assists ..... 10, John Gordon, '86  
 Most Errors ..... 4, 5 players tied  
 Most IP ..... 15, Danny Chadwick, '73  
 Most Ks ..... 18, Kelly Scott, '80  
 Perfect Game ..... Leroy Purdy, '70  
 No Hitters ..... Eddie Fisher, '69, Steve Sorgious, '70  
 Dan Darden, '74, Dwayne Cushman, '94

**Individual — Season**

Best B.A. .... 436, Robert Morgan, '04  
 Best Slugging % ..... 839, Cecil Whitehead, '78  
 Most AB ..... 271, Mike Jones, '85  
 Most Runs ..... 96, Andy Anthony, '85  
 Most Hits ..... 114, Mike Jones, '85  
 Most 2Bs ..... 32, Robert Morgan, '04  
 Most 3Bs ..... 8, Dan Darden, '75  
 Most HRs ..... 23, Bobby McDonald, '97  
 Most Consecutive Hits ..... 9, Rob Bush, '85  
 Longest Hitting Streak ..... 31, Robert Morgan, '04  
 Most Extra Base Hits ..... 43, Robert Morgan, '04  
 Most Total Bases ..... 172, Robert Morgan, '04  
 Most RBIs ..... 76, JoJo Blaha, '85  
 Most BBs (drawn) ..... 91, Richie Johnson, '82  
 Most SBs ..... 46, Mike White, '85  
 Most App. . 29, Jason Bulger, '01, Corey Wachman, '02  
 Most IP ..... 127.1, Jeff Agerter, '83  
 Most Consecutive Shutout Inn. .... 28.2, Jimmy Wall, '77  
 Most Ks ..... 112, Bryan Shover, '93

Most Ks per 9 innings ..... 12.7, Sam Bowen, '73  
 Most Wins ..... 13, Jeff Agerter, '82  
 Most Decisions ..... 17, Jeff Agerter, '82  
 Most Saves ..... 12, Corey Wachman, '02  
 Best ERA ..... 0.78, Mike Perry, '64  
 Most Shutouts ..... 3, 9 players tied

**Individual — Career**

Best B.A. .... 390, John Gordon, '86-87  
 Best Slugging % ..... 643, Cecil Whitehead, '76-78  
 Consecutive Starts ..... 226, Scott Simpson, '00-03  
 Most ABs ..... 834, Scott Simpson, '00-03  
 Most Runs ..... 183, Sal Amadeo, '77-79  
 Most Hits ..... 276, Scott Simpson, '00-03  
 Most 2Bs ..... 52, JoJo Blaha, '84-87  
 Most 3Bs ..... 18, Gene Felts, '71-74, Craig Viers, '75-78  
 Most HRs ..... 44, Bobby McDonald, '96-99  
 Most TBs ..... 445, JoJo Blaha, '84-87  
 Most RBIs ..... 209, JoJo Blaha, '84-87  
 Most SBs ..... 91, Sal Amadeo, '77-79  
 Most Appearances ..... 70, Ted West, '85-88  
 Most IP ..... 353, Jimmy Wall, '77-80  
 Most Ks ..... 365, Bryan Shover, '92-95  
 Most Wins ..... 31, Bill Petty, '74-77  
 ..... Jimmy Wall, '77-80  
 ..... Bryan Shover, '92-95  
 Best Winning Percentage .. 950, Kelly Scott, '79-80  
 Most Saves ..... 12, Corey Wachman, '02  
 Best ERA ..... 1.48, Eddie Fisher, '66-69  
 Most Shutouts ..... 7, Bill Petty, '74-77

**Team — Game**

Most ABs ..... 50 vs. Morris Brown, '01  
 Most Runs ..... 29 vs. Morris Brown, '01  
 Runs Inn.: 13 vs. Jacksonville St., '79, Fort Valley St., '85  
 Most Hits ..... 30 vs. Shippensburg, '85  
 Most RBIs ..... 25 vs. Morris Brown, '01  
 Most 2Bs ..... 10 vs. Morris Brown, '01  
 Most 3Bs ..... 4 three times  
 Most HRs ..... 6 vs. Eckerd, '85

Most Runs Against .... 28 vs. Jacksonville State, '90  
 Most Runs: Both Teams .. 39 vs. N. Ala. (18-21), '95  
 Most Extra Base Hits ..... 16 vs. Morris Brown, '01  
 Most TBs ..... 52 vs. Morris Brown, '01  
 Most Errors ..... 9 vs. Florida Southern, '89  
 Most SBs ..... 13 vs. Armstrong State, '68  
 Most DPs ..... 5 vs. New Orleans, '74  
 Most Innings ..... 17 vs. David Lipscomb, '68

**Team — Season**

Most Games ..... 71, 1982  
 Most Wins ..... 49, 1982  
 Most Consecutive Wins ..... 22, 1983  
 Best Winning Percentage ..... .804 (45-11), 1980  
 Most Losses ..... 31, 1989, 1990, 1999  
 Best Batting Average ..... .343, 1985  
 Worst Batting Average ..... .216, 1957  
 Best Slugging Percentage ..... .566, 1985  
 Most ABs ..... 2261, 1985  
 Most Runs ..... 620, 1985  
 Most Runs Per Game ..... 9.8, 1986  
 Most Times Shut Out ..... 8, 1976  
 Fewest Runs Allowed Per Game ..... 2.3, 1960  
 Most Hits ..... 776, 1985  
 Most 2Bs ..... 144, 1985  
 Most 3Bs ..... 31, 1985  
 Most HRs ..... 99, 1985  
 Most Extra Base Hits ..... 274, 1985  
 Most Total Bases ..... 1279, 1985  
 Most RBIs ..... 545, 1985  
 Most Stolen Bases ..... 179, 1985  
 Most Double Plays ..... 67, 1985  
 Best Fielding Percentage ..... .964, 1965  
 Most Innings Pitched ..... 577.1, 1982  
 Most Strikeouts ..... 488, 1995  
 Most Walks ..... 404, 1981  
 Best ERA ..... 1.45, 1964  
 Worst ERA ..... 7.36, 1990  
 Most Shutouts ..... 12, 1973  
 Most Consecutive Shutouts ..... 4, 1971

**2007 VALDOSTA STATE BASEBALL ROSTER**

No.	Name	Pos.	Ht.	Wt.	Class	B/T	Hometown (Previous School)
1	Sherard Reynolds	OF	5-11	185	So.	R/R	Moultrie, Ga. (Colquitt County)
2	Justin Huff	SS	6-0	175	Sr.	R/R	Albany, Ga. (Coastal Carolina)
4	Brandon Atkins	3B	5-10	185	Jr.	R/R	Phenix City, Ala. (Chattahoochee CC)
6	Daniel Muniz	RF	5-10	195	Fr.	L/L	Bronx, N.Y. (Western Oklahoma JC)
7	Rusty Harris	SS/2B	6-0	175	Sr.	R/R	Abbeville, Ga. (South Georgia JC)
11	Nick Copeland	RF	6-0	175	Sr.	R/R	Valdosta, Ga. (Abraham-Baldwin)
12	Richard Flores	C	5-9	200	Sr.	R/R	Stockton, Calif. (San Joaquin Delta JC)
13	Jesse Barfield	1B	6-3	180	So.	L/R	Fayetteville, Ga. (Starrs Mill)
15	Sidney Spell	OF	5-11	195	Jr.	R/R	Alma, Ga. (South Georgia JC)
16	Nick Phillips	INF	5-9	170	Sr.	R/R	Brunswick, Ga. (Darton JC)
17	Wade West	P	5-10	180	So.	R/R	Loganville, Ga. (Loganville)
18	Jeremy Forbus	P	6-0	218	Fr.	R/R	Newnan, Ga. (Middle Georgia JC)
19	Calem Ray	2B	5-9	150	Jr.	R/R	Nashville, Ga. (Abraham-Baldwin)
20	Chris Harris	LF	6-0	215	Sr.	R/R	Albany, Ga. (Darton JC)
21	Eddie San Roman	RF	5-10	195	Fr.	R/R	Miami, Fla. (Columbus State)
23	Russ Crum	P	6-0	205	So.	R/R	Perry, Ga. (Perry)
24	Justin Hill	1B/DH	5-11	220	Sr.	R/R	Duluth, Ga. (Georgia Perimeter JC)
25	Brad Altone	P	6-0	185	Sr.	L/R	Buford, Ga. (Truett-McConnell JC)
26	John Sirmon	P	6-2	210	Sr.	R/R	Madison, Fla. (North Florida CC)
27	Jacob Jarvis	C	5-11	185	Jr.	R/R	Valdosta, Ga. (Gordon JC)
28	Drew Camp	C	6-0	195	So.	R/R	Lawrenceville, Ga. (Buford)
29	Thomas Tripp	P	6-3	210	So.	R/R	Moultrie, Ga. (Colquitt County)
30	Chris Davison	P	5-9	200	Sr.	R/R	Newnan, Ga. (Truett-McConnell JC)
32	Ryan Parson	OF	6-2	170	Fr.	L/R	Madison, Ga. (Morgan County)
33	Rance Morgan	1B	6-3	210	Jr.	R/R	Homerville, Ga. (Clinch County)
35	Adam Harmych	P	6-1	195	Jr.	R/R	Lorain, Ohio (Kishwaukee CC)
41	Will Thompson	P	6-4	235	Jr.	R/R	Valdosta, Ga. (Lowndes)
44	Dustin Rucker	1B	6-2	240	Sr.	R/R	Douglas, Ga. (Augusta State)
46	Landon Gray	P	6-1	180	So.	R/R	Acworth, Ga. (McEachern)
49	Jeremy Jones	P	6-2	175	Fr.	L/L	Cairo, Ga. (Cairo)
54	Luke Taylor	P	6-7	205	Sr.	L/L	Valdosta, Ga. (Middle Georgia JC)

**Head Coach:** Tommy Thomas (Valdosta State, 1962)  
**Assistant Coach:** Jason Brett  
**Assistant Coach:** Shannon Jernigan  
**Graduate Assistant Coach:** David Coffey