


1955-71



VALDOSTA STATE SPORT HISTORY
BOOK 1 -- BASEBALL
VOLUME ONE

THE YEARS



PREFACE

Enclosed, you will find the statistical history of Valdosta State College baseball, from 1955 through 1977. This is Volume I, The Years. It contains, to the best of my knowledge, each, and every player, who ever batted, or pitched for Valdosta State, and that player's correct, yearly statistics.

Volume II, The Players, contains year-by-year, and career statistics on each player in Valdosta State baseball history, and also includes hitting totals, pitching totals, tournament records, and all the other records that make baseball a statisticians dream.

I want to thank, Steve Roberts, Gene Felts, Bill Thomas, Coach Tommy Thomas, Coach Bill Grant, the 1976 Blazer baseball team, and Dr. Floyd Toth, for their help in the preparation of these volumes. I especially want to say, "thanks," to my wife, Jody, for putting-up with me while I prepared this work.

All the mistakes are mine. That includes-- statistical, pictorial, spelling, typing, and characterization. I hope that my grammar, and other English usage is correct. Even if it is not, I assume that you will still get the meaning.

Because of the lack of scorebooks, from the 1955, 1956, 1957, 1958, 1959, and 1961 seasons, statistics from these years are as correct as possible. Please bring to my attention any errors in this text, and I will include corrections when this volume is updated in 1982. I hope that you enjoy reading this book as much as I enjoyed preparing it.

Dave Waples
Athletic Department
Valdosta State College
Valdosta, Ga. 31601

IMPORTANT DATES IN VSC BASEBALL HISTORY

1954-- First baseball season ... went 3-2 against JUCO competition. 1955-- First season of "official" intercollegiate competition ... with Walter Cottingham as coach, VSC was 6-5. 1958-- VSC joined the Georgia Conference (GIAC). 1959-- Gary Colson became coach, as VSC went 10-11. 1960-- Bill Grant became coach, and VSC won the GIAC title (15-5), but had to vacate because of ineligible players. 1962-- Coach Grant finished constructing Rebel Field, and VSC joined the National Association of Intercollegiate Athletics (NAIA). 1965-- VSC won their first "official" Georgia Conference championship, and received a bid to NAIA District-25 play. 1968-- Tommy Thomas became coach ... VSC went 15-9 this season. 1969-- VSC won both the GIAC, and the District-25 tournament ... entered NAIA Area-5 play-offs for the first time ... had the best record in history (27-10). 1970-- Repeated GIAC, and District-25 titles. 1971-- Again, repeated GIAC, and District-25 titles. 1972-- Won Georgia Conference, and District-25, for the 4th. consecutive year. 1973-- Nickname changed from Rebels, to Blazers ... won NAIA District, and Area, and competed in the NAIA World Series for the first time in history ... dropped from GIAC. 1974-- Won the newly formed South Atlantic Conference, and the NCAA Regional ... competed in the NCAA World Series ... joined the NCAA. 1975-- received a bid to the NCAA Regional. 1977-- Won the South Atlantic Conference, and hosted the NCAA Regionals ... won the Regionals on a bottom-of-the-ninth, two-run-homer by Craig Viers, to advance to their second appearance at the NCAA World Series.

Valdosta State has had three first-team All-Americans-- Gene Felts by the NAIA in both 1972, and 1973; Sam Bowen by the NCAA in 1974; and, Viers by the NCAA in 1977. Also, three Blazers were named second-team, NCAA, All-American-- Skip Fite, Steve McDiffitt, and Cecil Whitehead (all in 1977).



Miss U. S. C.

GAYLE ARLINE
Thomasville

'55

1955 RESUME VALDOSTA STATE REBELS

Valdosta State began its baseball program in 1954, playing a 5-game junior college schedule, winning 3, and losing 2. In 1955, under the prodding of freshman, baseball nut, Emory Mobley, Coach Walter Cottingham made baseball an official sport, by embarking on an 11-game schedule, along with several exhibition games against JC's. The VSC athletic teams (which only included basketball and baseball at this point) received a nickname in the Spring of this year, when the student body voted to adopt the REBEL as their mascot.

This first VSC team suffered from a lack of funds, equipment, and coaching. Mr. Cottingham acknowledged his lack of expertise about the game, and practices were haphazardly held, and organized. Players often had to supply their own bats and balls, and the campus area (where Patterson Hall is now located) where practice was held, was both bumpy and unfit for suitable drills.

Most games were played on the road (a few were held at Pendleton Park, where Valdosta's Class-D team performed), often on 2 and 3 day road-trips. Private cars were used for travel, with Coach Cottingham's station wagon being the least desirable, since the coach had a propensity for often running along the berm of the road. Mobley, when forced to ride with the coach, demanded (and wore) the catcher's equipment; sitting in the back seat, and holding on for dear life. As the wagon began its treacherous trip, Mobley would always yell, "Give it some gas, 'Mad-Man-Muntz'."

The Rebels went 6-5 this first year, beating Piedmont and Oglethorpe three times each, but losing to the more experienced clubs from Georgia Teachers, and North Georgia. Marvin Hatcher (3-2), and Bob McElvey (2-2) handled the majority of the pitching chores, and suffered from both wildness, and shoddy fielding on the part of the team.

Hitting was sufficient, with right-fielder Roy McQuaig (.395), shortstop Gene Gray (.356), and center-fielder Bob Green (.333) leading the way, but against top pitching offered by Teachers and North Georgia, the Rebs suffered, scoring only 12 total runs in their five losses.

These first team members, however, were pioneers for players that would later put Valdosta State on the baseball map. Had these men had the advantages of good coaching, proper equipment and practice facilities, their record would have been much better.



THE LIBRARY



POUND HALL ON NORTH CAMPUS

VALDOSTA STATE
1955 Baseball
FINAL STATISTICS
won 6 - lost 5

	AB	R	H	BI	AVG.	2B	3B	HR	SB
Roy McQuaig, rf	38	12	15	--	.395	--	-	-	--
Gene Gray, ss	45	15	16	--	.356	--	-	-	--
Bob Green, cf	36	9	12	--	.333	--	-	-	--
Marvin Hatcher, p	15	4	5	--	.333	--	-	-	--
Noel George, 3b	44	6	12	--	.273	--	-	-	--
Emory Mobley, 2b	37	7	9	--	.243	--	-	-	--
Ed Deaton, 1b	30	6	7	--	.233	--	-	-	--
Bill Long, c	32	6	7	--	.219	--	-	-	--
Bob McElvey, p	13	5	2	--	.154	--	-	-	--
Jack Knight, lf	35	11	5	--	.143	--	-	-	--
TOTALS	358	86	97	--	.271	--	-	-	--

(Murray Comer, rf 7-2, .286; Larry Massey, rf 7-2, .286; John Nossick, 1b 8-2, .250; Jack Bates, lf 8-1, .125; Ashley Hill, lf 2-0, .000; Sam McGowan, rf 1-0, .000)

	WON	LOST	PCT.
Jack Knight	1	0	1.000
Marvin Hatcher	3	2	.600
Bob McElvey	2	2	.500
Roy McQuaig	0	1	.000
TOTALS	6	5	.545

VSC 19, Piedmont	1
VSC 6, Piedmont	0
(L) VSC 3, Georgia Teachers ...	7
(L) VSC 3, Georgia Teachers ...	14
(L) VSC 0, Georgia Teachers ...	13
VSC 21, Oglethorpe	2
VSC 7, Oglethorpe	0
VSC 10, Oglethorpe	3
VSC 11, Piedmont	9
(L) VSC 3, North Georgia	5
(L) VSC 3, North Georgia	8

NOTE: only those batting and pitching statistics available, are shown. Only those game results available, are calculated into statistics. Only games versus senior, degree-granting, college institutions are calculated into statistics.

Georgia Teachers is now Georgia Southern.



Row One: Sam McGowen, Murray Comer, Jack Knight, Buck Pafford, Ashley Hill, Jack Bates. Row Two: Ed Deaton, John Mobley, Gene Gray, Robert McElvey, Milton Blaine, Bob Green, Noel George, Coach Cottingham.



The Administration Building; as seen from Patterson Street.

MISS VALDOSTA STATE COLLEGE

miss shirley mcgowan




'56

1956 RESUME VALDOSTA STATE REBELS

1956 was a "bummer" for VSC baseball. After a successful 6-5 beginning in 1955, the Rebels dropped to 2-8 against senior college competition. The club had Marvin Hatcher back as their ace, but the Columbus, Ga. native suffered from anemic team offense and could only show a 2-5 mark for his efforts.

Left-fielder Dick Smith, who saw limited action, led the hitters with a .400 average, but no regular hit over the prized .300 mark. The loss of stalwarts Roy McQuaig and Noel George helped lead to the team's downfall, and only sophomore center-fielder Ashley Hill (.244), and third-baseman Gene Gray (.279) supplied any offensive power.

Coach Cottingham saw the season begin on a losing note, by dropping two single games to Florida Southern (5-4 and 6-0) in Lakeland. The Rebels did defeat North Georgia 8-1, behind Hatcher's four-hitter, but could win only one of three from Piedmont, while losing two to both Georgia Teachers and North Georgia.



ASHLEY HALL



Tennis Class in Session.



Student Golfers Tee Off.

VALDOSTA STATE
1956 Baseball
FINAL STATISTICS
won 2 - lost 8

	AB	R	H	BI	AVG.	2B	3B	HR	SB
Dick Smith, lf	20	4	8	--	.400	--	-	-	--
Charles Sheffield, of-p	10	1	3	--	.300	--	-	-	--
Gene Gray, 3b	43	6	12	--	.279	--	-	-	--
Ed Deaton, 1b	37	3	10	--	.270	--	-	-	--
John McLeod, ss	38	4	10	--	.263	--	-	-	--
Walter Bartee, of	12	1	3	--	.250	--	-	-	--
Ashley Hill, cf	41	5	10	--	.244	--	-	-	--
Joe Wilson, 1b-of	39	4	8	--	.205	--	-	-	--
Emory Mobley, 2b	25	3	5	--	.200	--	-	-	--
Joe Tarpley, c	32	6	6	--	.188	--	-	-	--
Marvin Hatcher, p	16	4	3	--	.188	--	-	-	--
Hugh Stephenson, inf	16	1	2	--	.125	--	-	-	--
TOTALS	343	42	82	--	.239	--	-	-	--

(Chip Washington, p 7-2, .286; Billy Watson, c 4-0, .000; Garmon Joiner, 1b 2-0, .000; Jimmy Devane, p 1-0, .000)

	WON	LOST	PCT.
Marvin Hatcher	2	5	.286
Charles Sheffield	0	1	.000
Chip Washington	0	2	.000
TOTALS	2	8	.200

(L) VSC 4, Florida Southern	5
(L) VSC 0, Florida Southern	6
VSC 8, North Georgia	1
(L) VSC 8, North Georgia	9
(L) VSC 5, Piedmont	6
(L) VSC 1, Georgia Teachers	10
(L) VSC 1, Georgia Teachers	8
VSC 10, Piedmont	6
(L) VSC 2, Piedmont	3
(L) VSC 3, North Georgia	13

NOTE: only those batting and pitching statistics available, are shown. Only those game results available, are calculated into statistics. Only games versus senior, degree-granting, college institutions are calculated into statistics.

Georgia Teachers is now Georgia Southern.



JO ANN DANIEL
Montezuma, Ga.

Miss U.S.C.

'57

VALDOSTA STATE
1957 Baseball
FINAL STATISTICS
won 2 - lost 7

	AB	R	H	BI	AVG.	2B	3B	HR	SB
Noel George, ss	31	12	13	--	.419	--	-	-	--
Gerald DeLaney, 3b	32	2	10	--	.313	--	-	-	--
Emory Mobley, 2b	30	7	8	--	.267	--	-	-	--
Ashley Hill, cf	25	6	6	--	.240	--	-	-	--
Joe Tarpley, c	33	5	7	--	.212	--	-	-	--
Johnny Purvis, lf-1b	29	2	6	--	.207	--	-	-	--
Bob McElvey, p-of	20	4	4	--	.200	--	-	-	--
Bennie James, of	10	1	2	--	.200	--	-	-	--
Dickie Allen, rf	28	1	4	--	.143	--	-	-	--
Joe Wilson, 1b	14	2	2	--	.143	--	-	-	--
Chip Washington, p	16	1	0	--	.000	--	-	-	--
TOTALS	296	46	64	--	.216	--	-	-	--

(Ben Wood, rf 7-1, .143; A.J. Jarvis, rf 9-1, .111; Jack Rowe, p 8-0, .000; Jim Hathaway, 1b 3-0, .000; Jack Bates, 2b 1-0, .000)

	WON	LOST	PCT.
Bob McElvey	2	2	.500
Jack Rowe	0	2	.000
Chip Washington	0	3	.000
TOTALS	2	7	.222

(L) VSC 7, Florida Southern	15
(L) VSC 5, Florida Southern	7
(L) VSC 6, Piedmont	9
VSC 8, Piedmont	7
(L) VSC 6, North Georgia	8
(L) VSC 3, North Georgia	6
(L) VSC 1, Jacksonville	4
VSC 8, Piedmont	7
(L) VSC 2, North Georgia	3

NOTE: only those batting and pitching statistics available, are shown. Only those game results available, are calculated into statistics. Only games versus senior, degree-granting, college institutions are calculated into statistics.

1957 RESUME VALDOSTA STATE REBELS

On paper, the 1957 edition of the baseball Rebels appeared as a "sure-fire" winner. Noel George was back (after a year at South Carolina to play football), and would play short. Emory Mobley was at second, and while he was known as "good-field, no-hit," he was tough in the clutch. Gerald Delaney, one of the school's best ever players, was at third, with Johnny Purvis and Joltin' Joe Wilson sharing duties at first. The veteran Ashley Hill was in center, with Dickie Allen in right, and Purvis, Bennie James, and Bob McElvey sharing left.

Behind the plate was super catcher Joe Tarpley. All of this and a dismal 2-7 record. The Rebels were a good fielding team, with soundness at all positions, but the hitting fell to an all-time low (.216). Even with anemic hitting, the team could have made it, but there was NO pitching; none at all. McElvey (2-2) won the Rebels' only two games (beating Piedmont twice), but neither was a gem.

George (.419), and Delaney (.313) led the hitters, while Hill (.240) and Tarpley supplied the power, but VSC's pitching held opponents under six runs in only two games. The schedule was tougher too. Florida Southern was a major power, while Jacksonville, and North Georgia were very respectable small-college teams.

As in previous years the Rebels did fare very well against junior college competition, winning 7 of 10 games. But even these were slugfests, with VSC's hitters faced every contest with outscoring an opponent with superior pitching.



Back row: Coach Cottingham, Johnny Purvis, Dewaine Skiles, Jack Rowe, Jack Bates. Second row: Ashley Hill, Jim Stovall, Joe Tarpley. Front row: Jim Hathaway, Ben Wood.



'58

VALDOSTA STATE
1958 Baseball
FINAL STATISTICS
won 2 - lost 5

	AB	R	H	BI	AVG.	2B	3B	HR	SB
Johnny Purvis, 3b	17	4	6	--	.353	--	-	-	--
Joe Tarpley, c	12	2	4	--	.333	--	-	-	--
Buddy Wilburn, rf	9	0	3	--	.333	--	-	-	--
Ashley Hill, cf	13	5	4	--	.308	--	-	-	--
Ben Wood, 1b	13	2	4	--	.308	--	-	-	--
Eddie Herndon, 2b	17	3	5	--	.294	--	-	-	--
Dickie Allen, ss	14	5	4	--	.286	--	-	-	--
Lamar Pearson, lf	17	3	4	--	.235	--	-	-	--
TOTALS	129	28	35	--	.271	--	-	-	--

(Jack Rowe, p 5-1, .200; Willard Griffis, 2b 4-0, .000; Marvin Hatcher, p 3-0, .000; Bill Hay, 2b 2-0, .000; Jim Hathaway, 1b 2-0, .000; Mike Hampton, ph 1-0, .000)

	WON	LOST	PCT.
Marvin Hatcher	1	1	.500
Jack Rowe	1	2	.333
Mike Hampton	0	2	.000
TOTALS	2	5	.286

(L) VSC	6,	Stetson	15	
(L) VSC	9,	North Georgia	18*	
(L) VSC	5,	Piedmont	6*	
	VSC	11,	Piedmont	6
(L) VSC	2,	Mercer	5*	
	VSC	9,	Jacksonville	5
(L) VSC	2,	Jacksonville	10	

NOTE: only those batting and pitching statistics available, are shown. Only those game results available, are calculated into statistics. Only games versus senior, degree-granting, college institutions are calculated into statistics.

*denotes that no batting statistics are available for this particular game. 1958 was VSC's first year in the Georgia Conference, and unfortunately of all the early years of Rebel baseball, 1958 has the least information available. The Rebels finished 1-2 in the Conference this season.

1958 RESUME VALDOSTA STATE REBELS

1958 was continued disaster for Valdosta State baseball. The loss of Noel George, and Gerald Delaney, plus the sitting-out of Emory Mobley hurt the team immeasurably. Marvin Hatcher (1-1) returned for his final season on the mound, but received little help from Jack Rowe (1-2), and Mike Hampton (0-2).

The team's hitting was its main forte, with all the regulars over the .286 mark. Third-baseman Johnny Purvis (.353), led the club, with Joe Tarpley (.333), Buddy Wilburn (.333), Ben Wood (.308), and Ashley Hill (.308) close behind.


Even a 205 record was remarkable, considering that every opponent scored at least five runs, with three teams going into double didgets. The season's lone bright spot was a 9-5 win over small-college power Jacksonville, behind Hatcher, aided by the clutch hitting of Purvis and Hill. Stetson, North Georgia, and Mercer brightened their seasons; with convincing wins at the Rebels expense.

This was Coach Cottingham's final year at the helm of the baseball team, and also marked the school's entrance into the Georgia Intercollegiate Baseball Conference. The conference would expand into basketball in 1959, and encompass other sports in the 1960's. VSC ended 1-2, in the conference, this first year, with strong North Georgia winning the championship.

While Coach Cottingham did not produce winning teams regularly, and was often kidded about his driving, all of his former players would agree that he personified a Christian character. He was deeply religious, and insisted upon fair play, and good sportsmanship. His presence at the head of VSC's athletic program brought praise for the college, from the community and sport opponents alike.

His athletes, like all athletes, however, spawned a great area in regard to philosophy, temperment, and actions. One of the more humorous notes occurred on a road-trip in '58. The team was staying together in a barracks arrangement, with chatter among the players, as everyone was preparing for bed. Coach Cottingham, as was his habit, knelt by his bed to say his nightly prayers. One of the players, over the din of his teammates, was attempting to ask the coach a question. After repeated attempts, of which Coach Cottingham was unaware because of his pre-occupation with his prayers, the player blurted out, "God-damn it Coach, are you listening." Such are baseball players.

SOCIAL SCIENCE



Mr. William M. Gabard
A.B., M.A.
Associate Professor of
History



Miss Mildred M. Price
A.B., A.M.
Associate Professor of
History



Dr. J. Ralph Thaxton
A.B., M.A., Ph.D.
Professor of History



Mrs. Joe Wisenbaker
A.B., M.S.Ed.
Associate Professor of
Sociology



Dr. J. A. Durrenberger
A.B., A.M., Ph.D.
Professor of Sociology



Kneeling: Willard Griffis, Lamar Pearson, Joe Tarpley, Dick Allen, John Purvis, Marvin Hatcher. Standing: Ashley Hill, Jack Rowe, Ben Wood, Eddie Herndon, Mike Hampton, Buddy Wilburn, Willie Hay, Coach Cottingham.

**WOMEN'S
RESIDENCE
HALL COUNCIL**

GLEENDA ELLIS
Second Vice-President

KATHERINE BELL
Social Chairman

DOTTIE ALFORD
President

ELAINE BARBER
Secretary-Treasurer

MARILYN MILLER
First Vice-President



'59

SAUNDRA HARDIN



1959 RESUME VALDOSTA STATE REBELS

The 1958-1959 year in Valdosta State athletic history was a "turning-point" of sorts. The college hired Gary Colson, from near-by Dasher, fresh out of David Lipscomb (Tenn.) College, to coach basketball, and also handle baseball in the Spring. Colson immediately recruited some talented round-ball players, and used them in baseball too.

Colson was not a fantastic baseball coach (his love for basketball superceded everything else), but had some players who knew the game, and he also embarked the Rebels on their best schedule ever. Practices, however, did not radically change from the Cottingham era, as freshman Tommy Thomas recalled: "I remember several days that Coach Colson called practice, and only Joe Tarpley, Emory Mobley, and I were there."


From the basketball Rebs, Colson had "Big" Buck Ethredge (.333 and 6-3 on the hill), shortstop Hansel Faulkner (.317), and outfielders Willard Griffis, and Dewey Hulsey. Senior back-stop Tarpley (.313), and second-baseman Mobley (.250) added college experience to the squad. Ethredge threw three (still a school record, although often tied) shut-outs, as the Rebels ended with a 10-11 slate.

VSC started very slow, losing 8 of their first 10, including four games in the conference (each conference team was to play each other conference team twice, with only the first-game of home-and-home doubleheaders counting as a conference fray). Ethredge then shut-out Berry, and the Rebs eventually finished 6-5 in the GIAC.

Included in the team's wins during the season was a 12-4 thumping of soon-to-be arch-rival West Georgia, and a decision over powerful Jacksonville (4-0), behind an Ethredge whitewashing. The worst loss in the school's history also occurred this year. Mercer won a 24-0 laugher, in a game that saw VSC unable to execute either offensively, or defensively.



BUCK ETHRIDGE, PITCHER AND CATCHER



VALDOSTA STATE
1959 Baseball
FINAL STATISTICS
won 10 - lost 11

	AB	R	H	BI	AVG.
Buck Ethredge, of-p	51	8	17	12	.333
Hansel Faulkner, ss	60	14	19	6	.317
Joe Tarpley, c	48	11	15	9	.313
Lamar Pearson, cf	59	10	15	4	.254
Emory Mobley, 2b	48	9	12	3	.250
Tommy Thomas, 3b-p	53	7	13	5	.245
Willard Griffis, lf	31	4	7	3	.226
Dewey Hulsey, rf	38	4	6	1	.158
Mike Hampton, 1b-p	24	4	3	4	.125
James David, 1b	23	0	2	0	.087
TOTALS	418	73	113	49	.270

(Jimmy Harrington, rf 14-4, .286; Ray Moore, 1b 10-0, .000; Joe Wilson, 3b 5-0, .000; Jerry Studdard, lf 4-0, .000; Jerry Hancock, ph 1-0, .000)

	WON	LOST	PCT.
Buck Ethredge	6	3	.667
Mike Hampton	2	4	.333
Tommy Thomas	2	4	.333
TOTALS	10	11	.476

(L) VSC 2, Piedmont	4	VSC 6, Berry	3
(L) VSC 4, Piedmont	8	(L) VSC 0, Tampa	5
(L) VSC 3, Mercer	11	VSC 5, Tampa	4
(L) VSC 6, Stetson	7	VSC 12, West Georgia	4
VSC 13, Stetson	11	VSC 8, Berry	0*
(L) VSC 2, Oglethorpe	14	VSC 4, Jacksonville	0*
(L) VSC 1, Jacksonville	8*	(L) VSC 0, Mercer	24*
VSC 5, North Georgia	3	(L) VSC 6, Oglethorpe	9*
(L) VSC 0, Piedmont	6	VSC 9, Shorter	0*
(L) VSC 3, North Georgia	7	VSC 7, Shorter	0*
VSC 11, Berry	0		

NOTE: only those batting and pitching statistics available, are shown. * denotes that no batting statistics are available for this particular game. RBI's, doubles, triples, home runs, and stolen base statistics were not available. Only the winning, or losing, pitcher was available re: pitching statistics.



VSC Calendar 1960

DIANE HIGGINBOTHAM

MISS VSC CALENDAR GIRL



DIANE HIGGINBOTHAM
Valdosta, Georgia

JANUARY 1960

SUN	MON	TUE	WED	THU	FRI	SAT
					1	2
3	4	5	6	7	8	9
10	11	12	13	14	15	16
17	18	19	20	21	22	23
24 th	25	26	27	28	29	30



VIRGINIA LAMB (KΔ)
Thomasville, Georgia

FEBRUARY 1960

SUN	MON	TUE	WED	THU	FRI	SAT
	1	2	3	4	5	6
7	8	9	10	11	12	13
14	15	16	17	18	19	20
21	22	23	24	25	26	27
28	29					



NANCY BAINES
Athburn, Georgia

MARCH 1960

SUN	MON	TUE	WED	THU	FRI	SAT
		1	2	3	4	5
6	7	8	9	10	11	12
13	14	15	16	17	18	19
20	21	22	23	24	25	26
27	28	29	30	31		



MARY CABRELL SMITH (KΔ)
Nashville, Georgia

APRIL 1960

SUN	MON	TUE	WED	THU	FRI	SAT
					1	2
3	4	5	6	7	8	9
10	11	12	13	14	15	16
17	18	19	20	21	22	23
24	25	26	27	28	29	30



PENNY WILLIAMS (AΔT)
Valdosta, Georgia

MAY 1960

SUN	MON	TUE	WED	THU	FRI	SAT
1	2	3	4	5	6	7
8	9	10	11	12	13	14
15	16	17	18	19	20	21
22	23	24	25	26	27	28
29	30	31				



JEAN PHILLIPS (KΔ)
Lyons, Georgia

JUNE 1960

SUN	MON	TUE	WED	THU	FRI	SAT
		1	2	3	4	
5	6	7	8	9	10	11
12	13	14	15	16	17	18
19	20	21	22	23	24	25
26	27	28	29	30		



JEAN HOOKS (AΔΔ)
Sylvester, Georgia

JULY 1960

SUN	MON	TUE	WED	THU	FRI	SAT
					1	2
3	4	5	6	7	8	9
10	11	12	13	14	15	16
17	18	19	20	21	22	23
24 th	25	26	27	28	29	30



MARY DICKEY (AΔT)
Valdosta, Georgia

AUGUST 1960

SUN	MON	TUE	WED	THU	FRI	SAT
	1	2	3	4	5	6
7	8	9	10	11	12	13
14	15	16	17	18	19	20
21	22	23	24	25	26	27
28	29	30	31			



BARBARA WALKER
Valdosta, Georgia

SEPTEMBER 1960

SUN	MON	TUE	WED	THU	FRI	SAT
					1	2
3	4	5	6	7	8	9
10	11	12	13	14	15	16
17	18	19	20	21	22	23
24	25	26	27	28	29	30



TONI STEELE
Moultrie, Georgia

OCTOBER 1960

SUN	MON	TUE	WED	THU	FRI	SAT
						1
2	3	4	5	6	7	8
9	10	11	12	13	14	15
16	17	18	19	20	21	22
23 rd	24 th	25	26	27	28	29



BARBARA ANN GEORGE
Valdosta, Georgia

NOVEMBER 1960

SUN	MON	TUE	WED	THU	FRI	SAT
		1	2	3	4	5
6	7	8	9	10	11	12
13	14	15	16	17	18	19
20	21	22	23	24	25	26
27	28	29	30			



FAYE FUSSELL
Aston, Georgia

DECEMBER 1960

SUN	MON	TUE	WED	THU	FRI	SAT
					1	2
3	4	5	6	7	8	9
10	11	12	13	14	15	16
17	18	19	20	21	22	23
24	25	26	27	28	29	30
31						

Grant Is Believer In The Soft Sell Approach To Life

By JULIAN MILLER

Billy Grant built Valdosta State College's Blazer Field baseball park with his own two hands. But he built the VSC athletic programs with his personality and determination.

Grant, the 48-year-old athletic director at VSC, takes absolutely no credit for the tremendous success the athletic program has enjoyed. But his co-workers give it all to him.

A Valdosta native who has always excelled in everything from athletics and girls to charming the fangs off a rattlesnake, Grant takes a back seat to most of the action in the school's athletic department.

It's part of his philosophy.

Some may think it laziness or disinterest on Grant's part that his coaches are left to fend for themselves. But most of them vow they would rather have it that way. And they all insist Grant has always been there when they needed him.

Newsmakers

... A Special Insight

"I call it the soft touch," Grant says. "I don't believe in ordering people around. I believe in asking them in a nice way. And if you do, it'll get done."

Grant's the first to admit that doesn't always work so well.

"Take Tommy (Thomas, VSC's baseball coach), I can turn anything over to Tommy and it'll get done. Other people ... well, I might have to prod them a little. But always with the soft touch."

The soft touch is the major part of Grant's easy-going attitude. But don't confuse the soft touch with weakness. Once Grant has his mind made up, it's not likely to change easily.

Lyndal Worth found that out the hard way when she was hired to start the girls basketball program at the school.

When she first took over the helm of the Lady Blazers, she had a giant's goals with a midget's pocketbook. But when she demanded more equal treatment with the men, Grant put his foot down.

"He stood his ground," Mrs. Worth recalls. "I guess I just had to learn he was the boss. The only time he ever raised his voice to me was when I lost my temper at him. I guess you could say he responded in kind.

"I suppose I had backed him into a corner. But other than that instance, he has never been anything but a perfect gentleman around me. And he didn't seem to hold a grudge because of it."

VSC's coaches have a free hand with their program. And most of them have become

super successful because of it.

"Billy believes in giving a coach a certain amount of responsibility and allowing him to work it the way he thinks best," said Dr. Dave Waples, head coach of the cross country Blazers.

"He's there if you need him. If not, he's not there pressuring you every day. It's a lot easier to work under those conditions."

"Billy's not always looking over your shoulder," said Mrs. Worth. "In fact, I guess the thing I like best about working under him is the freedom I have."

Grant got his break when he was young and he has never forgotten it. When he goes looking for a new coach he usually ends up with a young one with unproven talents. And they usually fare quite well.

One of those was Thomas, who Grant watched through high school and college and finally offered a job to even though Thomas didn't plan to go into the coaching field.

"Billy told me if I ever wanted to come back and coach he would do his darndest to help me," the super successful Thomas recalls.

"He's the kind of guy who will give you anything he has."

Success has always been associated with Grant. Even in his high school days, Billy was never one to give up.

"He was a high school All-American in both football and baseball," recalled former Valdosta High School coach Wright Bazemore.

"He was a great competitor ... had all the ability in the world in football and baseball but not much in basketball. Except that he was a scrapper.

"Billy was really too short to be a great basketball player. But he made up for it with his scrapping. He could dribble and shoot with the best of 'em."

Bazemore judged his stars by the fire in their eyes and Grant, he recalls, had more than anyone else.

"He'd scrap your eyes out in everything from football to marbles to tic-tac-toe," Bazemore said. "That's what made him such a great athlete. On top of everything else he was willing to work for it."

Grant, the quarterback on the VHS team in the late '40s, spent many a Saturday and Sunday throwing passes to his best friend, Sonny Stephenson, when the Wildcats were facing a big game, Bazemore recalled.

And because of it, both of them wound up with football scholarships to Georgia.

There he started one football game for the Bulldogs and promptly broke a bone in his ankle, ending his career.

Grant, who played semi-pro baseball for a short time, can remember only one controversy since taking over the AD job at VSC.

It involved another department head who just didn't get along with him. Others say Grant's easy-going attitude let the depart-

1960 RESUME VALDOSTA STATE REBELS

In the Fall of 1959, Valdosta State added Bill Grant to its athletic department. Grant was to assume the role of both Athletic Director and baseball coach, releasing Gary Colson to coach just basketball. A familiar sports figure in Valdosta, Grant had been a great high school star in football, basketball, and baseball. making high school All-America in both the former, and latter. At the University of Georgia he had continued success, being both a football and baseball starter, before coming home to join the Valdosta High School athletic staff in 1958.

Bill Grant was (and still is) a winner. He saw a challenge in attempting to build a winning Rebel baseball team, and his first task was to construct a home field. Begging, and borrowing tools and supplies, from area merchants, and with some help from the college's maintenance department, he built a baseball field (it was fully completed for the 1962 season) on VSC's North campus. The field would eventually become one of the top college baseball facilities in the nation.

Grant's next job was to turn a losing program into a winner. "I knew that we had some good athletes on campus, and I went to President (Ralph) Thaxton, and ask who was eligible to play," Grant said. "President Thaxton told me that any VSC student was eligible to play," Grant stated, "and I took this as the rule. I really wasn't aware of any conference rules; plus, we hadn't joined the NAIA as yet."

The above discourse doesn't mean much until you learn more about Coach Grant's 1960 team. Back was Buck Ethredge (who would go 7-1 on the hill, with a 1.26 ERA), along with other 1959 returnees in Tommy Thomas (.354), Willard Griffis (.235), and Hansel Faulkner (.169). Newcomers included the veteran Gerald Delaney (.273), back from the 1957 club; outfielders Johnny McIntyre (.196), Joe Brock (.188), and Sonny Taylor (.174), and first-baseman Steve Chitty (.182).

Three other players, not mentioned above, however, formed the nucleus of the team. Emory Mobley (.182), back for his "fifth season" at second, solidified as strong an infield that VSC has ever presented. Pitching ace Steve Kebler (7-3, 1.93 ERA), fresh from three years of "professional" ball, with Ethredge formed as solid a 1-2 pitching tandem as the Rebels ever had. First-baseman James Jennings (.314), also a former "professional" player, played only the home-games, but hit with tremendous power.

The 1960 team was a strong club throughout, even though they hit only .228 as a squad. The hitting was timely (as Thomas, Jennings, Ethredge, and Delaney hit well in the clutch), the fielding top-notch, and the pitching (1.64 team ERA) as good as any VSC team ever. The Rebels went 15-5 on the year, which also saw a championship 9-2, GIAC mark. Included were two conference wins over West Georgia, on twin shut-outs by Kebler and Ethredge, and 15 wins in the last 17 outings (the Rebels dropped the first three games of their Florida swing).

Of course, VSC did not retain the conference championship. West Georgia squawked the loudest, and the Rebs abdicated the throne, even though they did not officially forfeit any games. Piedmont claimed the title after the Rebel fall.

ment head take advantage of him. But he refuses to believe it.

"I don't think that's it," said Grant, who all but refuses to even discuss the matter. "It was just a personality conflict. That's all."

When VSC needed a baseball field, it was Grant who climbed aboard an old rusty tractor hardly ready for anything but the junk yard and built one.

Today that same Blazer Field is one of the best parks for a school this size in the country.

"I had taken the cross country team to California one year when someone saw my VSC jacket and said 'Hey Valdosta, say hey to Billy Grant for me,'" Waples recalls.

"That's the way Billy is. People know him all over the country."

Although he stays away from the actual team decisions, Grant is always along when one of his teams hits the road to the playoffs of any sort.

From janitor to college president, Grant treats them all alike. And all give him the same respect.

In Chattanooga, Tenn., one year during post season basketball playoffs, Grant threw a party in his motel room attended by the presidents of the other schools involved.

The next night he struck up a conversation with a student from the school VSC was playing and within minutes had a friend for life.

The student took several color pictures of the team for Grant and ended up insisting on driving Grant and company across town after the game.

People who know him say Grant has the uncanny ability to set his own feelings aside to keep a cool head in almost anything.

The fact was proven several years ago when his wife Marge died of cancer. Sick for several years, she had clung to life with Grant by her side several months longer than doctors felt she would.

At that time Grant rarely talked about the situation. But when he did, it showed a rather unique outlook.

"We just take each day as it comes," he said, showing all the feeling he had usually kept hidden. "She has her good days and her bad days. We try to make the most of them all."

Looking back on his wife's death, now, Grant recalls the philosophy he used during those times.

"It's tough," he admitted. "But things like

that happen to everyone. Just look around. You might feel sad for yourself at times. But go into any hospital and you'll see 100 other cases just like yours."

Grant said knowing what was happening made the end result easier to accept.

"My wife was a very brave woman," he said. "She knew and we knew what was going to happen. We just didn't know when."

"When things happen suddenly and without warning, I would imagine it takes quite a bit out of you. When you know it is going to happen it's a little different."

"You hate to say 'I'm glad it happened the way it did.' But I think it was best for all concerned that she went the way she did... without pain. She never knew exactly what happened."

Just as Grant was able to keep those feelings suppressed, he is a complete failure at keeping his feelings hidden when he's coaching.

Some say he has a record for being thrown out of baseball games while he was head coach of the Rebels (VSC's old nickname).

Grant recalls them all and blames them on "bad calls by the umpires." One that really stands out in his mind is a trip to Lakeland, Fla., where he was ordered out of the game and the ballpark as well.

The action was avenged when the team bus was parked in a nearby orange grove and players filled it with oranges before leaving for Valdosta, some say.

Ask anyone on Grant's staff and they'll agree with him that his greatest strongpoint is his ability to get along with people.

Ask them his greatest weakness and they'll hem and haw — despite the fact that they sometimes gripe about being given too much freedom.

"I don't like being indoors," admits Grant, trying to criticize himself. "I don't like teaching in a classroom. And I guess it usually shows when I do."

Waples is the only staff member who would venture a guess into Grant's weaknesses. He says it's a matter of organization. Not that Grant doesn't have any. He just doesn't like it.

"I just don't think Billy likes to be an organized as he has to be," Waples said. "Don't get me wrong. He is organized. I just don't think he likes it."

May be. But the VSC athletic program's track record sure doesn't show it.

VALDOSTA STATE
1960 Baseball
FINAL STATISTICS
won 15 -- lost 5

	AB	R	H	BI	AVG.	2B	3B	HR	SB
Tommy Thomas, c	65	9	23	10	.354	3	1	1	5
James Jennings, 1b	35	11	11	3	.314	4	4	0	7
Buck Ethredge, p-inf	67	11	19	18	.284	1	1	2	1
Gerald DeLaney, 3b	66	9	18	7	.273	4	1	0	5
Willard Griffis, of	34	6	8	1	.235	0	0	0	10
Johnny McIntyre, cf	56	7	11	9	.196	0	0	0	11
Joe Brock, lf	32	3	6	2	.188	0	0	0	3
Emory Mobley, 2b	44	12	8	5	.182	1	0	1	1
Steve Chitty, 1b	22	3	4	2	.182	0	0	0	2
Steve Kebler, p	28	2	5	2	.179	1	0	0	0
Sonny Taylor, of	23	2	4	1	.174	0	0	0	2
Hansel Faulkner, ss	71	15	12	5	.169	1	2	0	16
TOTALS	583	92	133	65	.228	15	9	4	64

(Jimmy Harrington, of 11-2, .182; Ralph Berryhill, c 6-1, .167; Jerry Norman, cf 16-1, .063; Jerry Greenwald, 1b 7-0, .000)

	G	IP	H	R	ER	BB	SO	W-L	E.R.A.
Buck Ethredge	8	64.1	37	13	9	11	67	7-1	1.26
Tommy Thomas	3	16	9	10	3	9	13	1-1	1.68
Steve Kebler	10	79	52	20	17	24	75	7-3	1.93
TOTALS	20	159.1	98	43	29	44	155	15-5	1.64

- (L) VSC 0, Florida Southern 6
- (L) VSC 2, Florida Southern 3
- (L) VSC 0, Tampa 3
- VSC 4, Tampa 3
- VSC 4, Piedmont 3
- VSC 8, Jacksonville 6
- VSC 13, Taylor 1
- VSC 13, North Georgia 3
- VSC 1, Oglethorpe 0
- VSC 2, Jacksonville 1
- (L) VSC 1, Oglethorpe 3
- VSC 3, West Georgia 0
- VSC 4, West Georgia 0
- (L) VSC 0, Piedmont 6
- VSC 3, Georgia State 0
- VSC 8, Georgia State 0
- VSC 9, Shorter 1
- VSC 4, Shorter 1
- VSC 5, Berry 3
- VSC 8, Berry 0



First row, left to right: Emory Mobley, capt.; Gerald Delaney, capt.; Buck Ethridge, Jimmy Harrington, Jerry Norman. Second row: James Jennings, Tommy Thomas, Buddy Brock, Sonny Taylor, Steve Chitty. Third row: Johnny McIntyre, Willard Griffis, Steve Kebler, Hansel Faulkner. Back row: Billy Grant, coach; Mike LaHood, manager.





Faulkner flips to Mobley, grabs and flies to first!



The Big "Put one in his ear," STEVE KEBLER!



CAPTAIN GERALD DELANEY, THIRD BASEMAN

Letterman's Club



First row, left to right: Billy McDaniel, Tim Vinson, Gerald Delany, Sec. and Treas.; Jimmy Harrington, Johnny McIntyre. Second row: Tommy Hatcher, Bernie Brown, Buddy Brock, Charlie Clark, Charlie Green, Vice-Pres.; Bucky Anderson, Steve Chitty. Third row: Emory Mobley, Pres.; Hansel Faulkner, Lamar Pearson, Steve Kebler, Jimmy Melvin, Coach Grant, Sponsor.



'61

1961 RESUME VALI OSTA STATE REBELS

The 1961 season was as dismal as the 1960 campaign had been exciting. Coach Grant's troops dipped to an 8-15 log, and stood at 3-14 at one point in the year. Gone were super-mound-studs Buck Ethredge, and Steve Kebler, and the team ERA ballooned to 4.14.

Hitting wise, only catcher Tommy Thomas (.313) supplied any consistency, while the team average hovered at the .230 mark. The squad could only manage 18 extra-base-hits, and eight of these (four each) belonged to freshmen Joe Dixon (3b), and Angelo DeVivo (ss).

Team fielding was haphazard, and led to the demise of frosh pitchers, Mike Perry (3-6), and Herman Hudson (2-5), who were forced to pitch all of the "big" games. Cultural shock caught Coach Grant's young team early, as they dropped three games each to major powers Vanderbilt, and Florida Southern.

Wins over Jacksonville, Erskine, and Mercer salvaged some pride for the Rebels in their first 17 encounters, but they were eliminated from Georgia Conference contention early, with double-dip losses to both North Georgia and Piedmont. VSC rallied in the late season to finish 5-5 in the league.



TOMMY THOMAS—PITCHER AND CATCHER



STEVE CHITTY, FIRST BASEMAN

VALDOSTA STATE
1961 Baseball
FINAL STATISTICS
won 8 -- lost 15

	AB	R	H	BI	AVG.	2B	3B	HR	SB
Robert Bailey, p	35	4	12	5	.342	3	0	1	2
Tommy Thomas, c-1b	80	14	25	14	.313	1	1	0	6
Joe Dixon, 3b	75	14	22	10	.293	1	1	1	3
Angelo DeVivo, ss	63	16	18	12	.286	1	4	0	2
Johnny McIntyre, cf	68	11	18	4	.267	1	0	0	10
Jerry Norman, lf	62	6	14	6	.226	1	0	0	2
Steve Chitty, 2b	69	9	15	4	.217	0	1	0	3
Mike Perry, p-1b	64	1	11	7	.172	0	0	0	2
Jimmy Hicks, rf	54	6	6	5	.111	0	0	0	1
Herman Hudson, p	41	2	3	0	.073	0	0	0	0
TOTALS	679	92	156	77	.230	8	8	2	32

(Doug Winters, utl 11-3, .273; Jerry Greenwald, 1b 17-4, .236; Lamar Pearson, of 6-1, .167; Jerry Johnson, p 15-2, .133; Kelly Raulerson, 1b 19-2, .105)

	G	IP	H	R	ER	BB	SO	W-L	E.R.A.
Robert Bailey	4	29.2	28	21	12	19	10	2-2	3.64
Mike Perry	11	73.1	66	57	31	53	48	3-6	3.80
Herman Hudson	9	56.1	60	45	29	18	27	2-5	4.63
TOTALS	23	185	179	143	85	96	95	8-15	4.14

(Jerry Johnson 1-1, 3.37; Tommy Thomas 0-1, 4.36; Lamar Pearson 0-0, 4.50; Joe Dixon 0-0, 11.59)

(L) VSC 0, Florida Southern	3	VSC 8, Mercer	0
(L) VSC 4, Vanderbilt	5	(L) VSC 6, Mercer	14
(L) VSC 1, Vanderbilt	4	(L) VSC 3, Jacksonville	6
(L) VSC 6, Vanderbilt	11	(L) VSC 3, Piedmont	4
(L) VSC 0, Florida Southern	8	(L) VSC 3, Piedmont	5
(L) VSC 0, Florida Southern	4	VSC 8, Shorter	2
VSC 4, Jacksonville	1	VSC 7, Shorter	5
(L) VSC 6, Stetson	16	VSC 9, West Georgia	5
(L) VSC 2, Stetson	18	(L) VSC 0, West Georgia	7
VSC 7, Erskine	3	VSC 2, Berry	0
(L) VSC 5, North Georgia	15	VSC 7, Berry	3
(L) VSC 1, North Georgia	4		



'62

1962 RESUME VALDOSTA STATE REBELS

Hope ran high for a great 1962 season, as Coach Grant counted on veterans Tommy Thomas, Angelo DeVivo, and Steve Chitty to steady a host of bright young recruits. Thomas (.343) led the team in hitting for the third consecutive year (a school record), while DeVivo (.324) hit with power, and played super defense at third.

Chitty (.152) had a bad year at the dish, but formed with new, short-stop Bobby Speck (.333) a top double-death combination. But besides catcher Joe George (.302), and centerfielder Johnny McIntyre (.284), the Rebels could muster little other offense. A so-so batting average of .254, was more than off-set by a lack of power (only two team HR's, and 17 total extra-base knocks), and a pitching staff that just did not develop.

Florida Southern and David Lipscomb bopped the Rebs to an early 0-4 chart, and the club could only recover to a 9-9 season log. Sophomore pitchers, Herman Hudson (4-2), and Mike Perry (3-3), were augmented by newcomers Wally Summers (2-3), and Kermit Hunnicutt (0-1) on the hill, but a team ERA of 3.35 demonstrated a lack of clutch hurling.

Even with the poor start, a lack of power, and questionable pitching, VSC had a chance for its first-ever (official) Georgia Conference title. The team stood 4-0 in the loop (9-7 over-all), going into the last regular season games (at home) against league leader West Georgia. A two-game sweep would give the Rebels the crown.

"The best laid plans of mice and men...." The Braves (as they would unfortunately do in subsequent years) swept both games to win the championship. On May 18, West Georgia grabbed an 8-4 win, as Perry and Hudson saw them erupt for four runs in the third, and three in the fourth. VSC was held to six hits.

The next day, the Carrolltonites overcame an early 4-1 Reb lead, exploding for four runs in the seventh against Summers, on their way to a 6-4 decision. Fittingly, Thomas, playing his last game of a super career, went 3x4 for the hometowners.



BOTTOM ROW: Tommy Thomas, Bryant Youmans, Ralph Brandham, Hal Worley, Kermit Hunnicutt, Coach Grant. MIDDLE ROW: Jerry Johnson, Jimmy Hicks, Bobby Speck, Lindey Evans, Eddie Bynum. TOP ROW: Walt Podine, Kelly Raulerson, Steve Chitty, Marcus Shipman, Preston Hodges, Jerry Norman, Wally Summers.


VALDOSTA STATE
1962 Baseball
FINAL STATISTICS
won 9 - lost 9

	AB	R	H	BI	AVG.	2B	3B	HR	SB
Tommy Thomas, c-1b	67	19	23	14	.343	2	2	1	7
Bobby Speck, ss	57	16	19	16	.333	1	1	0	7
Angelo DeVivo, 3b	74	12	24	16	.324	1	3	1	4
Joe George, c	43	5	13	6	.302	1	0	0	0
Wally Summers, p	27	5	8	2	.296	0	0	0	0
Johnny McIntyre, cf	67	15	19	6	.284	3	0	0	8
Herman Hudson, p	28	5	7	4	.250	0	0	0	0
Marcus Shipman, of	30	3	7	6	.233	0	0	0	3
Kermit Hunnicutt, rf	39	2	8	1	.205	0	0	0	0
Mike Perry, p-1b	33	3	6	6	.182	0	0	0	1
Steve Chitty, 2b	66	10	10	7	.152	0	0	0	4
Jerry Norman, lf	41	5	5	1	.146	0	0	0	1
Preston Hodges, of	18	1	2	0	.111	0	0	0	1
TOTALS	617	108	157	89	.254	9	6	2	38

(Lindy Evans, 3b 7-2, .286; Robert Bailey, of 13-3, .231; Skeeter Blanton, of 5-1, .200; Kelly Raulerson, 1b 1-0, .000; Jimmy Hicks, utl 1-0, .000)

	G	IP	H	R	ER	BB	SO	W-L	E.R.A.
Kermit Hunnicutt	1	9	6	2	1	0	3	0-1	1.00
Wally Summers	10	48.1	48	32	16	21	25	2-3	2.98
Herman Hudson	8	50.2	52	24	19	16	17	4-2	3.38
Mike Perry	8	45	35	38	21	26	35	3-3	4.20
TOTALS	18	153	141	96	57	63	80	9-9	3.35

(L) VSC	4,	Florida Southern	6	
(L) VSC	5,	Florida Southern	9	
(L) VSC	3,	David Lipscomb	11	
(L) VSC	1,	David Lipscomb	2	
	VSC	2,	Vanderbilt	0
(L) VSC	3,	Mercer	4	
(L) VSC	4,	Florida Southern	5	
	VSC	3,	Erskine	2
	VSC	4,	Erskine	3
	VSC	11,	Mercer	2
	VSC	9,	Piedmont	3
	VSC	11,	Piedmont	6
	VSC	14,	Berry	5
	VSC	3,	Berry	2
(L) VSC	7,	Stetson	12	
	VSC	16,	Stetson	10
(L) VSC	4,	West Georgia	8	
(L) VSC	4,	West Georgia	6	



FIRST ROW: William Grant (coach), Jerry Norman, Bobby Speck, Skeeter Blanton, Johnny McIntyre. SECOND ROW: Wally Summers, Hal Worley (manager), Herman Hudson, Joe George, Robert Bailey. THIRD ROW: Mike Perry, Kermit Hunnicutt, Steve Chitty, Marcus Shipman, Tommy Thomas, Preston Hodges.



'63

1963 RESUME VALDOSTA STATE REBELS

1963 was the year of the "wreck." Although you might assume that the Rebels 4-8 record that year was the "wreck," a far more serious happening curtailed the season, and left coach Bill Grant thanking his lucky stars that no one was seriously injured.

VSC began the year on an encouraging note, as sophomore, right-hander Herman Hudson beat Stetson 7-5, but from there everything went downhill. The team dropped its next five games, before the "wreck" came along. On a trip to Mercer, the team, traveling in two athletic vans, was 10-miles South of Cordele, when the steering rod on the back van broke.

Coach Grant saw in his rear-view mirror, the other van rolling-over-and-over on the road. He, of course, thought the worst, but except for a hip injury to pitcher Robert Hand (0-1), and a shoulder separation to outfielder Bud Bridges (.200), and assorted cuts and bruises, no one was seriously injured. The team didn't continue to Mercer, but unfortunately traveled to Florida State, the next week, with a trimmed-down squad, and absorbed a 14-0 blasting.

Bad luck continued as second-baseman Rusty Deavours (.273) was lost for the season with a broken finger, and freshman infielder-pitcher, Tommy Johnson (1-3) developed arm trouble. VSC finished their shortened season with a small-in-number team, and ended 2-2 in the GIAC.

Warner Webb (.318) was the only hitter over the .300 mark, while Angelo DeVivo (.295) came close. The team batting average was .235, with a gigantic 6.11 team ERA. Perhaps it is fortunate, from a winning standpoint, that several games had to be cancelled.



FRONT ROW: Dennis Fike, Bobby Ritch, Herman Hudson, Bobby Speck, Warner Webb. BACK ROW: Chuck Bonovitch, Ray McCully, Tommy Johnson, Preston Hodges.


VALDOSTA STATE
1963 Baseball
FINAL STATISTICS
won 4 - lost 8

	AB	R	H	BI	AVG.	2B	3B	HR	SB
Warner Webb, 1b-c	44	8	14	5	.318	2	3	0	3
Angelo DeVivo, 3b	44	8	13	14	.295	3	0	0	2
Rusty Deavours, 2b	29	3	8	2	.273	0	2	0	1
Bobby Speck, cf	45	9	12	5	.267	1	1	0	4
Tommy Johnson, 2b-p	42	11	11	6	.262	1	1	0	3
Herman Hudson, p-1b	28	6	7	2	.250	0	0	0	0
Jimmy Pritchett, ss	48	5	10	9	.208	2	1	1	0
Robert Creel, lf	44	8	9	4	.205	0	1	1	1
Bud Bridges, rf	20	4	4	2	.200	1	0	0	1
Bobby Ritch, of	15	3	3	2	.200	0	0	0	0
Kelly Raulerson, of	14	2	2	1	.143	1	0	0	0
Jerry Norman, c	21	3	2	2	.095	0	0	0	1
TOTALS	408	71	96	54	.235	12	9	2	17

(Lindy Evans, 3b 7-1, .143; Robert Hand, p 2-0, .000; Joe George, c 2-0, .000; Preston Hodges, of 2-0, .000; Jake Rocker, utl 1-0, .000)

	G	IP	H	R	ER	BB	SO	W-L	E.R.A.
Herman Hudson	8	58.2	60	37	29	20	26	3-4	4.45
Tommy Johnson	7	36	49	49	30	22	13	1-3	7.50
Robert Hand	3	7.1	12	11	10	5	2	0-1	12.28
TOTALS	12	101.2	121	97	69	47	41	4-8	6.11

VSC	7,	Stetson	5	
(L)	VSC	3,	Stetson	8
(L)	VSC	7,	David Lipscomb	11
(L)	VSC	5,	David Lipscomb	6
(L)	VSC	3,	Erskine	9
(L)	VSC	4,	Erskine	13
(L)	VSC	0,	Florida State	14
	VSC	12,	Piedmont	0
	VSC	15,	Piedmont	3
	VSC	8,	Mercer	5
(L)	VSC	4,	Berry	5
(L)	VSC	3,	Berry	18



Action as Erskine spoils VSC's Homecoming game, 9-3.





'64



Gerrie Amon reigns as Miss Tau Kappa Epsilon Calendar Girl for 1963-1964.



Representing the twelve months of the year on the TKE Calendar are, **FIRST ROW:** Dottie Thomas, Carole Willamson, Gerrie Amon, Ruth Ann Roddey, and Glenda S. **SECOND ROW:** Patsy Newkam, Andrea Hobbs, Carol Gilson, Gail Thomas, Laura Hobbs, Vicki Tatum and Nancy Smith.

1964 RESUME VALDOSTA STATE REBELS

VSC ended 10-10 in 1964, finishing with a 4-6 Georgia Conference mark. A lack of hitting (the team batting mark was a miserable .232), and fielding led to a late-season downfall, after an early 4-2 won-lost log.

The Rebels were able to end at the .500 mark only because of superb pitching, which saw a final team ERA of 1.45 (a school record, and 4th. best in the nation in '64). Southpaw, Mike Perry posted a 5-2 record, with a nation-leading 0.78 ERA, and was backed by Ray Peters (3-4, 1.58 ERA), and the veteran Herman Hudson (2-4, 1.96 ERA). VSC sandwiched two-game sweeps of Florida Presbyterian and Stetson around losses to tough Florida Southern, on their Southern trip, but were brought back to earth, as they dropped a two-game series to Erskine at Rebel Field.

Perry, Peters, and Hudson held opponents down in the run-department (giving up only 60-total runs all year), but got plate support from only Dennis Fike (.328), and Buddy Bush (.270). The Rebs scored more than 5-runs in only six-games all season.

Perry deserves special mention, not only because of his NAIA best ERA, but because he emerged as VSC baseball's first big star, against formidible opposition. He allowed only six earned-runs in 69 innings, and struck-out 62 hitters, issuing only 30 walks. With a little more team offense, he would surely have been named to the All-American team.



VALDOSTA STATE
1964 Baseball
FINAL STATISTICS
won 10 - lost 10


	AB	R	H	EI	AVG.	2B	3B	HR	SB
Dennis Fike, rf	67	12	22	14	.328	1	0	1	1
Buddy Bush, 2b	75	10	20	12	.270	4	2	1	2
Lindy Evans, c	71	8	18	6	.255	1	1	0	1
Tommy Johnson, ss	70	12	17	5	.243	1	3	1	2
Mike Perry, p-1b	66	7	16	5	.243	3	1	0	1
Bobby Speck, cf	76	19	18	3	.238	0	2	1	13
Jack Raley, 3b	57	3	12	1	.212	1	1	0	2
Robert Creel, 1f	62	3	11	6	.178	2	0	0	2
Ray Peters, p	37	3	6	4	.162	0	1	0	0
Herman Hudson, p	20	1	2	1	.100	0	0	0	1
TOTALS	641	83	149	61	.232	15	11	4	26

(Bud Bridges, of 9-2, .222; Jimmy Pritchett, ss 11-2, .182; Bill Hearn, 3b 17-3, .176; Jim Whiteside, of 2-0, .000; Madison Culler, p 1-0, .000)

	G	IP	H	R	ER	BB	SO	W-L	E.R.A.
Mike Perry	10	69	57	16	6	30	62	5-2	0.78
Ray Peters	7	51.1	34	17	9	18	25	3-4	1.58
Herman Hudson	7	55	48	23	12	15	23	2-4	1.96
Madison Culler	2	4.2	6	4	2	3	2	0-0	3.85
TOTALS	20	180	145	60	29	66	112	10-10	1.45

VSC 4, Florida Presbyterian ...	2
VSC 13, Florida Presbyterian ...	1
(L) VSC 2, Florida Southern	10
(L) VSC 1, Florida Southern	8
VSC 6, Stetson	2
VSC 12, Stetson	0
(L) VSC 2, Erskine	4
(L) VSC 0, Erskine	1
VSC 5, Mercer	1
VSC 8, Piedmont	0
VSC 12, Piedmont	4
VSC 1, Shorter	0
(L) VSC 0, Shorter	8
VSC 2, Mercer	0
(L) VSC 5, Berry	6
(L) VSC 0, Berry	2
(L) VSC 1, West Georgia	2
(L) VSC 2, West Georgia	5
(L) VSC 1, Oglethorpe	2
VSC 6, Oglethorpe	2

NOTE: Florida Presbyterian is now Eckerd.



BOTTOM ROW: Bud Bridges, Robert Creel, Herman Hudson, Lindy Evans, and Bobby Speck. *TOP ROW:* Buddy Bush, Dennis Fike, Jim Whiteside, Jack Raley, Ray Peters, Tommy Johnson and Coach Grant. These made up the 1964 team.



Herman Hudson and Coach Grant



'65

1965 RESUME VALDOSTA STATE REBELS

1965 was the championship year that Coach Grant had waited for, for so long. Everything was there; power hitting (even though the team average hovered near .250) with 54 extra-base-hits; air-tight fielding (fifth best percentage in the nation); and, superb pitching (2.53 team ERA); all of which added to an 18-11 record.

Veteran hurlers, Mike Perry (7-2, 2.10 ERA), and Ray Peters (4-5, 3.05 ERA) were augmented by freshman, flame-thrower Ron Fortner (6-4, 2.24 ERA), and together struck-out 210 in 242-innings. Old adversaries Florida Southern and West Georgia were beaten, as the Rebs played their best schedule, and won their most games ever.

Shortstop Tommy Johnson, in limited playing time, hit .375, with Peters at .333, and thirdsacker Lindy Evans at .310. The Rebel outfield of Ben Bates (.255), Bob Lamphier (.247), Dennis Fike (.191), and Robert Creel (.154) didn't hit for average, but made the big defensive play when needed.

VSC was only 5-5 after ten games, but had recorded split-series with toughies Florida Southern, Stetson, and David Lipscomb, dropping two to nationally-ranked Carson-Newman, but bopping Berry twice. The Rebs rolled to an 8-2 Georgia Conference mark, tying for the crown with West Georgia. VSC beat the Braves 1-0 in a play-off, and entered their first ever NAIA District tournament (see tournament resume).

Even though the Rebels lost two straight to Georgia Southern in the tourney, this was the best year, to that point, in the school's history. Perry, for the second straight season, received local NAIA honors, and along with Angelo DeVivo (.222) finished distinguished 4-year careers.



Dennis Fike and Lindy Evans return this season along with others in hopes of taking the region title.



VALDOSTA STATE
1965 Baseball
FINAL STATISTICS
won 18 - lost 11

	AB	R	H	BI	AVG.	2B	3B	HR	SB
Tommy Johnson, ss	48	15	18	9	.375	5	1	1	0
Ray Peters, p	30	5	10	7	.333	2	1	0	0
Lindy Evans, 3b	100	17	31	15	.310	2	1	0	0
Mike Perry, p-1b	71	13	19	10	.268	2	1	1	4
Ben Bates, c	98	17	25	16	.255	6	0	3	6
Bob Lamphier, cf	93	15	23	11	.247	4	2	1	11
Jack Raley, 2b	90	17	22	13	.244	4	3	1	0
Angelo DeVivo, 1b	45	9	10	10	.222	1	0	1	0
Dennis Fike, lf	94	16	18	10	.191	2	0	2	3
Ron Fortner, p	28	8	5	5	.179	0	0	1	0
Ronnie Rowe, inf	49	5	8	4	.163	0	2	0	0
Robert Creel, rf	52	9	8	8	.154	2	0	0	1
TOTALS	912	159	222	131	.243	32	11	12	25

(Jim Grant, 1b 18-6, .333; Mike Terry, p 3-1, .333; Zack Wade, c 23-7, .304; Tommy Hutcherson, utl 22-5, .227; Bill Chapman, of 21-3, .143; Mark Holloway, of 7-1, .143; Jimmy Robinson, utl 9-1, .111; Bill Gable, 2b 11-1, .091)

	G	IP	H	R	ER	BB	SO	W-L	E.R.A.
Mike Perry	10	73	59	32	17	33	77	7-2	2.10
Ron Fortner	11	84.1	59	29	21	39	71	6-4	2.24
Ray Peters	10	70.2	67	36	24	23	54	4-5	3.05
TOTALS	29	242	195	104	68	103	210	18-11	2.53

(Jack Raley 0-0, 0.00; Mike Terry 1-0, 3.95)

(L) VSC 5, Florida Southern	6
VSC 4, Florida Southern	3
(L) VSC 2, Stetson	9
VSC 10, Stetson	7
VSC 4, David Lipscomb	1
(L) VSC 0, David Lipscomb	2
VSC 3, Berry	1
VSC 5, Berry	1
(L) VSC 1, Carson-Newman	11
(L) VSC 2, Carson-Newman	3
VSC 1, Erskine	0
VSC 1, Erskine	0
VSC 9, Florida Presbyterian	3
(L) VSC 3, Florida Presbyterian	4
VSC 14, Oglethorpe	5
VSC 4, Pembroke State	3
(L) VSC 0, Pembroke State	2
VSC 6, Shorter	1
VSC 13, Shorter	0
VSC 14, Georgia State	3

(L) VSC 5, Oglethorpe	6
VSC 13, Oglethorpe	10
VSC 11, West Georgia	2
(L) VSC 1, West Georgia	5
VSC 13, Piedmont	3
VSC 8, Piedmont	2


GEORGIA CONFERENCE PLAY-OFF
Macon, Ga.

VSC 1, West Georgia	0
---------------------	---

NAIA DISTRICT 25 CHAMPIONSHIP
Statesboro, Ga.

(L) VSC 2, Georgia Southern	5
(L) VSC 4, Georgia Southern	6

NOTE: Florida Presbyterian is now Eckerd.



FRONT ROW: Robert Creel, Jim Grant, Tommy Hutcherson, Lindy Evans, Ron Fortner. *SECOND ROW:* Dennis Fike, Jack Raley, Bob Lamphier, Bill Gable, Ben Bates, Tommy Johnson.

TOP ROW: Herman Hudson, Zack Wade, Mike Perry, Ray Peters, Jimmy Robinson, Coach Grant.



1966 RESUME VALDOSTA STATE REBELS


Oh! What a year it could have been. 15-9 certainly isn't bad, but a second consecutive Georgia Conference title was in the offing, and the Rebels simply blew it, dropping their last four games, including three in the conference.


VSC beat some biggies this season, defeating Georgia Tech three times, The Citadel twice, and splitting a two-game-set with nationally ranked Florida Southern. But they really had problems in the GIAC, being upset by Berry 1-0, and Oglethorpe 3-2, besides being shut-out twice by hated West Georgia, 5-0 and 1-0. After the glories of '65, a 3-4 league mark was the result.

Hitting was the problem. The team sunk to a .237 average, while scoring only two-runs in their crucial, final three conference games. First-baseman Dennis Fike (.345), and catcher Zack Wade (.325) were the only regulars to hit over .235. Outfielder Tommy Hutcherson (.344) saw only limited duty.

Pitching, on the other hand, was great. Coach Grant had returnee Ron Fortner (4-3, 2.38 ERA) to lead three, top freshman recruits. Righthander Eddie Fisher (8-2, 0.85 ERA) led the nation in earned-run-average, while "Steady Eddie" Middleton (1-1, 1.06 ERA), and southpaw Danny Petrovich (2-3, 2.67 ERA) pitched like veterans.

Fisher, particularly drew praise, as the Federalsburg, Md., product maintained his composure through a record breaking mound season. "The Fish" shut-out Florida Southern and Mercer, and recorded other wins over Stetson, Georgia Tech, Oglethorpe, Erskine, The Citadel, and Berry. He lost to West Georgia 1-0, on an unearned run, and gave up only one earned-run in a 5-3 set-back to Jacksonville.





FIRST ROW: Eddie Fisher, Joe Thornton, Billy Tyson, Claude Speck, Larry Bostic, Tommy Hutcherson, Jimmy Womack; **SECOND ROW:** Danny Petrovich, Bill Gable, Ben Bates, Dennis Fike, Ron Fortner,

Jack Raley, Charles Massey; **THIRD ROW:** Tommy Johnson, Bob Lampier, Eddie Middleton, Zack Wade, Coach Billy Grant.



VALDOSTA STATE
1966 Baseball
FINAL STATISTICS
won 15 -- lost 9

	AB	R	H	BI	AVG.	2B	3B	HR	SB
Dennis Fike, 1b	87	16	30	15	.345	3	6	1	0
Tommy Hutcherson, of	32	3	11	3	.344	0	0	0	3
Zack Wade, c	80	15	26	16	.325	4	2	1	0
Eddie Fisher, p	31	6	10	4	.323	1	0	0	0
Ben Bates, cf	77	12	18	10	.234	0	0	1	1
Tommy Johnson, ss	79	13	18	10	.228	1	0	1	2
Jack Raley, 2b	81	8	17	13	.210	5	0	0	0
Joe Thornton, of	20	1	4	2	.200	0	0	0	0
Claude Speck, 3b	77	17	14	3	.182	3	0	0	16
Bob Lamphier, lf	67	4	12	6	.179	1	1	1	2
Ron Fortner, p	25	3	3	1	.120	2	0	0	0
TOTALS	723	105	171	86	.237	20	10	5	24


(Jim Grant, 1b 13-4, .308; Bobby Ritch, of 10-2, .200; Paul Vick, p 10-1, .100; Eddie Middleton, p 15-1, .067; Danny Petrovich, p 10-0, .000; Bill Gable, 2b 6-0, .000; Larry Bostic, utl 2-0, .000; Billy Tyson, p 1-0, .000)

	G	IP	H	R	ER	BB	SO	W-L	E.R.A.
Eddie Fisher	10	74	40	15	7	28	41	8-2	0.85
Eddie Middleton	3	17	6	3	2	6	8	1-1	1.06
Ron Fortner	10	68	29	28	18	31	55	4-3	2.38
Danny Petrovich	6	27	21	15	8	17	23	2-3	2.67
TOTALS	24	194	104	69	38	86	137	15-9	1.76

(Paul Vick 0-0, 2.57; Billy Tyson 0-0, 9.00)

(L) VSC 6, Florida Southern	8	VSC 5, Erskine	1
VSC 1, Florida Southern	0	(L) VSC 0, Erskine	6
VSC 5, Stetson	4	VSC 5, The Citadel	3
VSC 6, Georgia Tech	1	VSC 8, The Citadel	1
VSC 1, DePauw	0	(L) VSC 0, Berry	1
VSC 4, Georgia Tech	2	VSC 5, Berry	0
VSC 4, Georgia Tech	2	(L) VSC 3, Jacksonville	9
VSC 10, Berry	5	VSC 8, Mercer	0
VSC 7, Oglethorpe	5	(L) VSC 2, Oglethorpe	3
VSC 13, Oglethorpe	1	(L) VSC 0, West Georgia	5
(L) VSC 1, Mercer	2	(L) VSC 0, West Georgia	1
VSC 8, Florida Presbyterian	4	(L) VSC 3, Jacksonville	5

NOTE: Florida Presbyterian is now Eckerd.



'67

1967 RESUME VALDOSTA STATE REBELS

The writing was on the wall in 1967, when sophomore, pitching sensation, Eddie Fisher developed arm problems and went 1-3, on the year. The Rebels ended 14-16, with a 4-5 Georgia Conference mark, and saw a fine beginning end in failure.

Most disconcerting of all was VSC's embarrassing record against Armstrong State and Georgia Southwestern. Both these schools had just been made senior colleges (from junior college status) for the 1966-1967 year, and the Rebs dropped four of six games versus these teams, including a 13-2 pasting from ASC's Pirates.

Without Fisher, the burden fell-upon Ron Fortner (4-5, 2.12 ERA), Eddie Middleton (4-2, 3.26 ERA), and Danny Petrovich (3-2, 2.55 ERA), but an enlarged schedule and inconsistent relief work hurt the team performance. Of course, hitting was the major problem, a burden that seemed to plague the Rebs year-after-year.

The team hit .250, but with NO power. Claude Speck (.349) was the team leader in the offensive department, while also stealing a school record 31-bases. Ben Bates (.345) and catcher Zack Wade (.306) were the only other consistent hitters. Behind Fortner, Petrovich, and Middleton, VSC won 7 of their first 10, including biggies over David Lipscomb (twice), St. Louis (twice), and Georgia Tech, but faded fast, and recorded their first debit year since 1963.

Pitching kept the Rebs afloat, but pitchers are a strange breed. Coach Bill Grant seemed to always develop the good pitcher (even though hitting was always a minus), and used unusual methods to keep them on the straight and narrow. During the 1967 season, "Big Eddie" Middleton was throwing a fine game, with the one exception that the down-in-the-line-up hitters (6-7-8-9), were seeing change-ups, and slow curves, rather than his main forte-- the fast ball.

Coach Grant told Eddie two different times, "throw the hard one." Against the 120-pound, number-9 hitter (who had drilled a single, on a slow-curve, the first time up), Ed began with a slow-change (ball-1). "Lean-back and throw it," Grant yelled. The next pitch was another change, which was drilled foul, into the left-field corner. Coach Grant bolted to the mound, and told Middleton, in no uncertain terms, " throw nothing but fast balls to this goof."

Eddie's next pitch was a slow curve, which was hit like a bullet between second and short, for a single. Coach Grant sprinted to the mound, and grabbed the ball held in Middleton's outstretched hand (he knew that he was gone), but instead of calling for a relief pitcher, Grant (twice) placed his foot squarely between Ed's anterior cheeks, as the big, sophomore attempted to make it safely to the dugout. Eddie had been literally kicked out of the game by his coach. Part of Middleton's problems, the remainder of his career, rested on the fact that he seldom used the change, and slow curve.


This was to be Coach Grant's last season as baseball coach, as his Athletic Director duties, and the call of golf coach (and golf) beckoned. His presence made VSC's athletic program, and of course, to this day he continues to lead the state's best program.




Grant With Gold: VSC Coach Is Excellent Athlete

BASEBALL COACH, BILLY GRANT

COACH GRANT




Baseball coach, Grant, with the new V.S.C. pitching machine.




21 22 23 24 25
26 27 28 29 30 31

WILLIAM C. GRANT



BILL GRANT, Athletic Director Grant first came to Valdosta State in 1959 as assistant professor of physical education and head baseball coach. Also a native Valdostan, he was talented enough in high school to earn a football scholarship to the University of Georgia. He coached VSC's baseball team for eight seasons and directed them to the school's first conference championship in 1965. In 1968, he relinquished his head coaching duties to Thomas and became head of the physical education department. In 1970, he took over as athletic director. Grant received his BS degree in physical education from the University of Georgia and his MA degree from George Peabody College.



VALDOSTA STATE
1967 Baseball
FINAL STATISTICS
won 14 - lost 16

	AB	R	H	BI	AVG.	2B	3B	HR	SB
Claude Speck, cf	109	26	38	7	.349	4	0	0	31
Ben Bates, c-of	110	18	38	17	.345	3	2	1	5
Zack Wade, c	49	9	15	11	.306	3	0	1	0
Joe Thornton, 3b	36	5	10	1	.277	1	0	0	0
Dennis Fike, 1b	108	12	29	17	.269	4	3	0	1
Danny Petrovich, p	26	2	7	2	.269	0	0	1	1
Spence Kiser, lf	64	11	17	8	.266	0	0	0	7
Steve Crawford, rf	95	14	22	6	.232	4	3	0	2
Eddie Middleton, p	37	3	8	3	.216	0	0	0	0
Bobby Simpson, ss	106	9	20	15	.188	2	1	0	1
Bill Brown, 3b	59	5	11	3	.186	0	0	0	1
DeWayne Elder, 2b	84	11	15	9	.179	2	1	0	0
Ron Fortner, p	31	2	4	3	.129	1	1	1	0
TOTALS	968	131	242	106	.250	25	13	4	50

(Vernon Twitty, 1b 14-4, .286; Sonny Williams, p 5-1, .200; Eddie Fisher, p 11-2, .182; Duane White, p 7-1, .143; John Trimnell, of 2-0, .000; F.T. Griffin, utl 5-0, .000; R.S. DeLoach, 1b 10-0, .000)

	G	IP	H	R	ER	BB	SO	W-L	E.R.A.
Eddie Fisher	6	33.1	29	20	6	10	24	1-3	1.62
Ron Fortner	10	76.1	56	30	18	37	59	4-5	2.12
Danny Petrovich	11	60	51	28	17	31	37	3-2	2.55
Sonny Williams	4	15.2	10	8	5	2	4	1-1	2.87
Eddie Middleton	8	58	55	35	21	28	30	4-2	3.26
Duane White	4	16.1	29	24	13	15	13	1-3	7.16
TOTALS	30	259.2	230	146	80	123	167	14-16	2.77

(L) VSC 2, Tennessee Tech	3	(L) VSC 2, Erskine	7
(L) VSC 8, Tennessee Tech	13	(L) VSC 0, Georgia Southwestern	2
VSC 2, David Lipscomb	0	(L) VSC 3, Armstrong State	9
VSC 3, David Lipscomb	1	VSC 6, Armstrong State	1
VSC 4, St. Louis Univ.	1	VSC 4, Jacksonville	1
VSC 2, St. Louis Univ.	1	(L) VSC 5, Jacksonville	10
(L) VSC 2, Georgia Tech	9	VSC 3, Berry	2
VSC 9, Georgia Tech	4	VSC 3, Berry	2
VSC 12, Malone	3	(L) VSC 5, Florida Southern	6
VSC 12, Malone	7	(L) VSC 1, Jacksonville	10
(L) VSC 6, Belmont Abbey	11	(L) VSC 4, Jacksonville	5
(L) VSC 1, Belmont Abbey	3	(L) VSC 2, West Georgia	3
(L) VSC 2, Armstrong State	13	(L) VSC 2, West Georgia	6
(L) VSC 3, Armstrong State	4	VSC 8, Georgia Southwestern	4
VSC 2, Erskine	1	VSC 9, Oglethorpe	3



'68

VALDOSTA STATE
1968 Baseball
FINAL STATISTICS
won 15 -- lost 9

	AB	R	H	BI	AVG.	2B	3B	HR	SB
Steve Crawford, rf	95	18	36	23	.379	12	4	1	15
Claude Speck, cf	102	27	36	3	.353	7	1	0	27
Larry Meredith, 3b	94	21	33	20	.351	10	0	1	9
DeWayne Elder, c	66	10	18	8	.273	4	0	0	8
Spence Kiser, of	41	7	10	4	.244	0	0	0	0
Jack Toole, 1b	84	9	19	15	.226	6	0	1	8
Larry Hysler, 2b	71	7	16	7	.225	5	0	0	6
Bobby Simpson, ss	81	8	18	11	.222	2	2	1	3
Joe Thornton, lf	35	6	7	1	.200	1	0	0	3
Danny Petrovich, p	20	2	2	1	.100	0	0	0	0
TOTALS	802	133	224	108	.279	52	8	4	85

(R.S. DeLoach, 1b 1-1, 1.000; Sparky Wright, c 11-7, .636; Richard Vann, p 6-3, .500; Harry Jones, 1b 17-6, .353; Jimmy Devane, c 4-1, .250; Eddie Middleton, p 4-1, .250; Tommy Brown, p 9-2, .222; Bobby Sloan, 1b 17-3, .176; Duane White, p 7-1, .143; Ron Fortner, p 17-2, .118; Eddie Fisher, p 18-2, .111; Hansel Faulkner, ss 2-0, .000)

	G	IP	H	R	ER	BB	SO	W-L	E.R.A.
Danny Petrovich	9	62	50	20	9	18	50	5-1	1.31
Eddie Fisher	9	68	63	32	18	21	63	4-3	2.38
Duane White	6	21	23	11	7	9	23	1-2	3.00
Ron Fortner	8	38.1	33	17	13	8	33	3-1	3.05
Richard Vann	6	30.2	22	18	13	13	18	1-2	3.82
TOTALS	24	231.1	194	101	63	73	191	15-9	2.45

(Tommy Brown 1-0, 1.93; Eddie Middleton 0-0, 2.70)

VSC 7, David Lipscomb	6	VSC 11, Armstrong State	1
(L) VSC 2, David Lipscomb	5	VSC 5, Armstrong State	3
VSC 13, Lake Forest	8	(L) VSC 2, Oglethorpe	4
VSC 3, DePauw	2	(L) VSC 4, Berry	9
VSC 4, DePauw	2	VSC 2, Berry	0
VSC 6, Armstrong State	0	VSC 9, Jacksonville	4
VSC 10, *Burlington (Ia.) A's ...	2	VSC 8, Jacksonville	6
VSC 5, *Leesburg (Fla.) A's	1	(L) VSC 0, West Georgia	5
VSC 7, Georgia Southwestern	1	(L) VSC 1, West Georgia	2
(L) VSC 5, Erskine	8	(L) VSC 1, Georgia Southwestern	5
VSC 3, Erskine	2	(L) VSC 5, Jacksonville	9
VSC 13, High Point	11	(L) VSC 2, Jacksonville	5

NOTE: under then existing rules, of both the NAIA and NCAA, games against *professional teams were counted. Coach Thomas received official notification from the NAIA National Office to this effect.

1968 RESUME VALDOSTA STATE REBELS

Two weeks before the opener of the the 1968 season, head coach Bill Grant, handed the team over to his newly hired assistant, Tommy Thomas. Thomas was no stranger to VSC baseball, having been the top catcher in the school's history (1959-1962), while leading the team in hitting his final three seasons.

What the Rebel baseball team lost in Coach Grant was a fun-loving, yet stern, taskmaster, whose players knew that thin-line between being on the good and/or bad side of their coach. What they got in Coach Thomas was one of the finest baseball minds around, who had an affection for long-practicing and detail; but, whose "good-guy" nature saw the best in people, seldom their faults.

What Thomas inherited was a group of experienced hell-raisers, who celebrated win, or lose, and whose behaviors had been dictated by the mood of their former coach. Thomas would have some problems in regard to various decisions because the flamboyant Grant had used a strong approach, while Coach "T" would sometimes waver.

The Rebels of 1968 were strong in hitting (a record .279 team average), pitching (2.45 team ERA), and fielding (.960). Veterans Danny Petrovich (5-1, 1.31 ERA), Eddie Fisher (4-3, 2.38 ERA), and Ron Fortner (3-1, 3.05 ERA), steadied an otherwise green mound staff, while outfielders Steve Crawford (.379) and Claude Speck (.353), and third-baseman Larry Meredith (.351) provided the hitting.

Speck (27), and Crawford (15) combined for 42 stolen bases, as the team amassed a record 85 thefts. All of these statistics, however, added to only a 15-9 record, and a 4-5 Georgia Conference mark, as the Rebs faded in the stretch, dropping their last five games, three of which were in the league.

David Lipscomb was battled in a 17-inning season opener (which took two days to complete), before VSC won 7-6 behind Petrovich's seven-inning relief job, and game winning RBI. The Rebels rolled to a 15-4 log, as Petrovich shut-out Armstrong State and Berry, and the team won games over two professional clubs. Only upset losses to loop rivals Oglethorpe (4-2), and Berry (9-4) marred an exciting start.

On April 27, after two big wins over Jacksonville four days earlier, VSC rolled into Carrollton to battle West Georgia for the conference lead. Coach Thomas described the day as "Black Saturday," as the home-team won 5-0, and 2-1 decisions. Petrovich lost the opener, while Fisher (a last minute choice over Fortner) lost the heart-breaking, 10-inning, nite-cap, as the Rebs garnered only 10-hits in the doubleheader.

Fortner did not bother to show for the last three games, as Georgia Southwestern and Jacksonville (twice) solidified the team's decline. Even with the late season debacle, Petrovich was close to being named All-American, as he nabbed NAIA honorable-mention honors.

Rebels Rebound With 2-0 Victory

SPECIAL TO THE TIMES

ROME — Valdosta State College's Rebels got two runs in the top of the ninth inning to notch a 2-0 victory over the Berry College Vikings in a baseball game here Saturday.

With the win, the Rebels bounced back from a 9-4 defeat at the hands of the Vikings here Friday. Both games were Georgia Intercollegiate Conference affairs, and the Rebels are 4-1 in conference play and 13-4 for the season.

Danny Petrovich went the distance on the mound for the Rebels and held the Vikings

to four scattered hits as he notched his fifth win against no defeats.

The Rebels got their runs in the ninth inning when left-fielder Steve Crawford walked and catcher Dewayne Elder doubled to score him. Then shortstop Bobby Simpson hit a triple which scored Elder for the

Rebels' second run of the inning.

They are presently tied for the league lead with the West Georgia College Braves. West Georgia is 3-1 in conference play while the Rebels are 4-1.

Coach Tommy Thomas' Rebel nine is slated to return to action at home this afternoon against Jacksonville University.

VSC's 4th Win

VALDOSTA — Danny Petrovich got his fourth win against no losses Tuesday as Valdosta State whipped Georgia Southwestern, 7-1.

Petrovich struck out 11, walked none and allowed three hits to help the Rebels to their ninth win against two losses. Claude Speck hit two singles and Spence Kaiser contributed a double for Valdosta.

Ge. Southwestern 000 000 001—1 3 3
Valdosta 420 100 006—7 3 3
Hall and Gundeman; Petrovich and Elder.

(16) The Valdosta Daily Times, Wed., April 10, 1955

Baseball Rebels Clip Hurricanes

By SAMMY GLASSMAN
Times Sports Editor

Valdosta State College's baseball Rebels used a fast start at the plate and a strong-all-the-way pitching performance by Danny Petrovich to score a 7-1 victory over the Georgia Southwestern College Hurricanes here Tuesday.

Coach Tommy Thomas' Rebs racked up four runs in the first inning and were never in danger of losing the advantage after that as Petrovich handcuffed the visitors from Americus with three scattered singles.

With the triumph the Rebs boosted their regular season record to 5-1 and increased their Georgia Intercollegiate Athletic Conference mark to 2-0. Southwestern now owns a 2-11 chart.

To produce those four runs in the opening frame, the Rebs mixed doubles by Steve Crawford and Jack Toole with a single by Spence Kiser and a pair of walks. VSC went on to collect a total of nine hits in the game.

Petrovich, a junior left-hander was sharp as he racked up his



DAN PETROVICH
Gains Third Win

third hill victory of the season without a loss. He whiffed 11 and didn't issue a walk.

For eight frames he didn't allow a Hurricane runner to get past first. Petrovich's bid for a shutout was blocked when Southwestern tallied an unearned run in the ninth inning. The

Hurricanes' lone marker came on the combination of a single, two VSC errors and a sacrifice fly.

While the Rebs made a pair of miscues in the final frame, they were flawless in the field during the first eight innings.

Next action for the Rebs will come Friday when they are slated to open a two-game stand here against Erskine (S. C.) College.

Southwestern	ab	r	h	rbi
Guest, 2b-3b	4	1	1	0
Ross, ss	4	0	0	0
Lanier, rf	3	0	1	1
Gundeman, c	4	0	0	0
Pearlman, lf	3	0	0	0
Walt, 3b	1	0	0	0
Spence, 2b	2	0	0	0
G. English, 1b	3	0	1	0
D. English, cf	3	0	0	0
Hall, p	3	0	0	0

TOTALS	30	0	3	1
Valdosta State	ab	r	h	rbi
Speck, cf	4	2	0	0
Meredith, 3b	3	1	2	1
Elder, c	4	1	1	0
Toole, lf	3	1	2	1
Kiser, 1b	4	1	1	3
Hysler, 2b	4	0	0	0
Crawford, rf	2	0	1	1
Faylker, ss	2	0	0	0
Simpson, ss	2	0	0	0
Jones, rf	1	0	0	0
Petrovich, p	3	1	1	0
Thornton	0	0	0	0

TOTALS 36 7 9 6
Southwestern 000 000 001—1-3-3
Valdosta State 420 100 006—7-9-3
Errors — Pearlman; Walt; Ross; Speck; Meredith
Left on base — VSC 4, GSC 3
Two-base hits — Toole, Crawford
Stolen bases — Speck, Kiser, Toole 2, Simpson, Meredith 2
Sacrifices — Lanier (fly)
Pitchers — Petrovich (L), Hall (L)
Petrovich (w) 7 3 3 4 3
Passed balls — Gundeman

Valdosta State	ab	r	h	rbi
Speck, cf	4	0	0	0
Meredith, 3b	4	0	2	0
Elder, c	4	1	2	0
Crawford, rf	3	0	0	0
Sloan, 1b	3	1	0	0
Simpson, ss	4	0	1	1
Hysler, 2b	4	0	1	0
Thornton, rf	3	0	1	0
Petrovich, p	2	0	0	0


TOTALS 31 2 7 1

Valdosta State 000 000 002—2-7-1
Berry 000 000 000—0-4-2

Errors — Meredith; Bostick, Powell.
Double Plays — Simpson to Hysler to Sloan, Goble to Foss.
Left on Base — VSC 5, Berry 8.
Two-Base Hits — Elder, Roy.
Three-Base Hits — Simpson, Roy.
Stolen Bases — Bowen, Elder.
Sacrifices — Petrovich (bunt) Crawford (bunt) Baggett (bunt).

Pitchers	ip	h	r	er	bb	so
Petrovich	9	4	0	0	4	6
Davis	9	7	2	2	1	5

FRONT ROW: Steve Crawford, Claude Speck, Duane White, Joe Thornton, Allen Emert, Eddie Fisher. **SECOND ROW:** Spence Kiser, Tommy Brown, Larry Meredith, Bobby Simpson, Larry Hysler, Bobby Sloan. **THIRD ROW:** Coach Tommy Thomas, DeWayne Elder, Harry Jones, Sparky Wright, Eddie Middleton, Richard Vann, Jack Toole and Jimmy Devane. Not pictured: Ron Fortner and Danny Petrovich.



Toole's Home Run Wins For Rebels

BY TIMES STAFF WRITER

A two-run homer by first baseman Jack Toole after two outs in the bottom of the ninth inning gave the Valdosta State College Rebels an 8-6 baseball victory over the Jacksonville (Fla.) University Dolphins.

With the triumph coach Tommy Thomas' Rebs swept a two-game series with the Dolphins. Both VSC and Jacksonville now own identical 15-4 records.

Toole's game-winning blast in the ninth came after a see-saw duel in which the Rebs took a five-run lead in the third, then found themselves trailing 6-5 after six innings.

In the eighth inning the Rebs pushed across one run to tie it up at 6-6. An error, singles by Spence Kiser and Bobby Simpson, and a walk produced that tally.

Then came the bottom of the ninth. Larry Meredith had singled, but there were two out when Toole took his turn at the plate. He ended it with a blast over the left field barrier.

Freshman lefthander Richard Vann gained the hill victory after four scoreless innings of relief work. The win leveled his record off at 1-1.

Jacksonville's big gun was Rich Beanhart, who powered a pair of homers while the Dolphins were rallying during the middle innings.

Toole's game-winning circuit blow came off Jax' reluctant relief hurler Lenny Carey. Bob Mehlich was the starter and worked eight innings, then was ejected from the game after a dispute with the umpires over the calling of balls and strikes. Carey got the call in the ninth, offered up the wrong pitch to Toole and took the loss.



—Times Staff Photo

JACK TOOLE
Clouts Homer

The game was the last regularly scheduled home contest for the Rebels this season. They

still have five road games to play, including a pair against West Georgia at Carrollton on Saturday.

	ab	r	h	rbi
Jacksonville	34	6	9	6
Kapp, 2b	5	0	0	0
Bernhart, cf	5	2	2	2
Bell, ss	5	1	1	0
Menendez, 3b	3	1	1	0
Byrnes, rf	5	0	0	0
Sutton, 1b	3	1	1	2
McCall, lf	1	0	0	0
Schelegel, c	1	0	1	0
Mehlich, p	2	0	1	2
Sanders, c	2	0	2	0
Gann, lf	2	1	0	0
Carey, p	0	0	0	0

	ab	r	h	rbi
Valdosta State	34	8	10	7
Speck, cf	4	1	0	0
Meredith, 3b	5	2	1	0
Crawford, rf	5	1	2	2
Toole, 1b	5	1	1	2
Elder, c	3	2	1	1
Kiser, lf	3	0	2	1
Simpson, ss	4	0	3	0
Hysler, 2b	2	1	0	1
Fortner, p	1	0	0	0
Middleton, p	0	0	0	0
Vann, p	2	0	0	0

	ab	r	h	rbi		
Jacksonville	000	312	000	6-9-2		
Valdosta State	005	000	012	8-10-1		
Errors — Sanders, Schelegel, Toole.						
Left On Base — VSC 6, JV 7.						
Two-Base Hits — Menendez, Sanders, Crawford, Elder.						
Home Runs — Toole, Bernhart 2.						
Stolen Bases — Mehlich, Meredith.						
Sacrifices — Fortner (bunt).						
Pitchers	ip	h	r	er	bb	so
Mehlich	8	8	6	4	3	6
Carey (L)	2-3	2	2	2	0	1
Fortner	5	7	4	4	2	5
Middleton	0	0	2	2	3	0
Vann (W)	4	2	0	0	2	1
Hit By Pitcher, By Middleton (Sanders).						
Passed Balls — Elder.						

	ab	r	h	rbi
Jacksonville	34	6	9	6
Kapp, 2b	3	1	0	0
Bernhart, cf	3	1	2	2
Bell, ss	4	0	1	0
Menendez, 3b	3	1	0	0
Byrnes, rf	4	0	1	0
Sutton, 1b	4	0	1	1
McCall, lf	3	0	0	0
Schelegel, c	4	1	1	1
Hart, p	1	0	0	0
Carey, p	1	0	0	0
Vanderpelt	1	0	0	0
Gand	1	0	0	0

	ab	r	h	rbi
Valdosta State	33	4	6	4
Speck, cf	4	2	2	0
Meredith, 3b	5	0	1	0
Crawford, 1f-rf	4	3	2	1
Toole, 1b	4	2	3	0
Elder, c	4	1	3	2
Jones, rf	3	1	0	1
Thornon, lf	0	0	0	0
Simpson, ss	4	0	1	2
Hysler, 2b	3	0	0	0
Fisher, p	3	0	0	0
Sloan	0	0	0	0

	ab	r	h	rbi		
Jacksonville	001	001	200	4-6-5		
Valdosta State	480	300	080	9-12-1		
Errors — Menendez, Kapp 2, Sutton, Hart, Schlegel, Toole.						
Double plays — Menendez to Kapp to Sutton.						
Left on Base — VSC 7, JV 5.						
Two-base hits — Toole 2.						
Home runs — Schlegel, Bernhart.						
Stolen bases — Bernhart, Speck 2, Kapp.						
Sacrifices — Fisher (bunt).						
Pitchers	ip	h	r	er	bb	so
Hart (L)	3	5	8	9	4	3
Carey	4	3	4	0	0	3
Fisher (W)	6	6	4	3	1	7
Wild pitches — Hart, Fisher 2.						
Hit by pitcher, by Hart (Toole), Fisher (McCall, Kapp).						
Passed balls — Schlegel.						

Valdosta State Clips Dolphins

By SAMMY GLASSMAN
Times Sports Editor

Valdosta State College's baseball Rebels jumped off to an early six-run lead and went from there to a 9-4 victory over the Jacksonville (Fla.) University Dolphins here Monday.

Coach Tommy Thomas' Rebs got started with a four-run outburst in the initial frame and then added two more markers in the second. As it turned out that was more than enough runs to assure VSC the victory.

The win boosted the Rebs' record to 14-4. The Dolphins now


own a 15-4 chart. VSC and Jacksonville were to wind up their two-game series with a contest here this afternoon.

In yesterday's duel, Valdosta State nicked a pair of Dolphin hurriers for a dozen hits. They hit four singles, by Steve Crawford, Jack Toole, Dewayne Elder and Bobby Simpson, during their uprising in the first inning. Simpson's rap drove in two runs.


Righthander Ed Fisher went the distance on the hill for VSC, allowed just six hits, walked only one and struck out seven for a good pitching per-

formance which brought him his fourth victory against one loss.

While Fisher was stingy with the hits he gave up, the Dolphins powered two of his offerings for home runs. Jack Schlegel hit a solo homer in the third and Rich Bernhart blasted one over the fence in center in the seventh with a teammate aboard.



REBELS blast Jacksonville 9-4, and 8-6





'69

1969 RESUME VALDOSTA STATE REBELS

Coach Tommy Thomas' second edition was one of the finest clubs in the school's history, bolstered mainly by the hitting of first-sacker Craig Courtney (.394) and shortstop Jack Toole (.303), and the pitching of returnees Eddie Fisher (11-0, 1.29 ERA), and Danny Petrovich (9-3, 1.98 ERA).

The Rebels went 27-10, which included the college's second-ever Georgia Conference championship (9-1 in the league), and first ever NAIA District-25 title. In their first NAIA Area-5 appearance, VSC had the misfortune to have the first game forfeited to eventual national champion William Carey (see tournament resume), and then lost to a fine Carson-Newman crew.

Blasting to a 13-2 start (including a 4-0 mark on their opening Florida trip), the team saw Courtney have an unbelievable year. The big, East Gary, Ind., native set school records in almost all offensive categories (his batting average mark still stands), and carried the team in game after game. The Rebs hit only .260, but accounted for 88 extra-base-hits, including 20 circuit-clouts.

Both Petrovich and Fisher were very effective, but received help from only relievers Rusty Simpson (2-2, 1.93 ERA), and Eddie Middleton (2-0, 3.60 ERA), as a third starter could not be found. Even though he was behind 5-4 when the William Carey game was ended, Fisher had a fantastic year. The Federalsburg, Md., senior, was in the nation's top-3 in both earned-run-average, and most victories, and finished his career with a 24-8 record.

Petrovich's career mark was 19-9, and the big, lefthander was equally effective, forming, with Fisher, one of the nation's best 1-2 pitching punches. Had the situation in the Area tournament been different, the Rebels may have proven the claim that, "the 1969 team was VSC's best ever."



Fisher, Middleton, Purdy, Simpson, Petrovich

VALDOSTA STATE
1969 Baseball

FINAL STATISTICS
won 27 - lost 10


	AB	R	H	BI	AVG.	2B	3B	HR	SB
Craig Courtney, 1b	132	35	52	37	.394	13	6	6	4
Jack Toole, ss	112	15	34	24	.303	10	0	2	0
Spence Kiser, cf	91	27	27	11	.297	3	2	1	7
Steve Crawford, rf	112	34	32	22	.285	5	0	3	29
Danny Petrovich, p	47	2	13	9	.277	0	0	2	0
Larry Meredith, 3b	126	30	34	18	.269	8	3	1	8
Bill Baggett, lf	123	20	33	14	.268	3	0	4	0
Larry Hysler, 2b	105	8	23	14	.208	5	0	1	6
Harry Jones, inf	28	4	5	1	.178	0	0	0	1
Joe Thornton, of	56	22	9	1	.161	3	1	0	12
Eddie Fisher, p	37	0	5	1	.135	1	0	0	0
Steve Rominger, c	108	5	14	7	.129	2	0	0	0
TOTALS	1159	207	301	171	.260	56	12	20	70

(Rusty Simpson, p 16-9, .563; Jimmy Hall, inf 12-4, .333; Jimmy Devane, c 9-2, .222; Eddie Middleton, p 10-2, .200; Phil Metzger, utl 5-1, .200; Larry Wiley, ss 7-1, .143; Leroy Purdy, p 11-1, .091; Richard Vann, p 9-0, .000; Robby Williams, 3b 3-0, .000)

	G	IP	H	R	ER	BB	SO	W-L	E.R.A.
Eddie Fisher	14	97.2	57	20	14	24	101	11-0	1.29
Rusty Simpson	7	14	16	8	3	4	10	2-2	1.93
Danny Petrovich	13	113.2	90	32	25	30	88	9-3	1.98
Richard Vann	4	29.1	29	21	9	12	13	1-2	2.69
Leroy Purdy	8	38	38	17	12	13	31	2-2	2.84
Eddie Middleton	4	20	19	11	8	6	10	2-0	3.60
TOTALS	36	312.2	249	109	71	89	253	27-9	2.04

VSC 9, St. Leo	4	VSC 1, Berry	0
VSC 3, South Florida	1	VSC 6, Berry	0
VSC 11, St. Leo	10	VSC 6, Georgia Southwestern	2
VSC 10, South Florida	7	(L) VSC 6, Georgia Southern	7
VSC 4, SIU-Edwardsville ...	0	VSC 4, West Georgia	2
(L) VSC 1, SIU-Edwardsville ...	2	(L) VSC 2, West Georgia	3
VSC 6, Georgetown	1	VSC 3, Georgia Southwestern	2
VSC 5, High Point	4	VSC 13, Piedmont	1
(L) VSC 2, High Point	3	VSC 5, Georgia Southern	4
VSC 7, Armstrong State	1	VSC 11, Piedmont	1
VSC 3, Armstrong State	1		
VSC 8, DePauw	3	NAIA DISTRICT 25 CHAMPIONSHIP	
VSC 7, DePauw	3	Valdosta, Ga.	
VSC 7, Washington (Mo.) ...	2	VSC 10, Florida A&M	8
VSC 12, Erskine	2	VSC 5, Mercer	2
(L) VSC 4, Erskine	6		
VSC 12, Furman	5	NAIA AREA FIVE CHAMPIONSHIP	
(L) VSC 5, Furman	7	Knoxville, Tenn.	
(L) VSC 0, Jacksonville	6	(L) VSC 0, *William Carey	9
VSC 6, Jacksonville	0	VSC 3, Ouachita Baptist	0
VSC 5, Armstrong State	0	(L) VSC 2, Carson-Newman	4
(L) VSC 2, Armstrong State	3		

NOTE: VSC forfeited to *William Carey.



STANDING: Larry Meredith, Dwayne Elder, Steve Rominger, Craig Courtney, Harry Jones, Jim Hall, Eddie Myddleton, Larry Wiley, Leroy Purdy, Larry Hysler, Eddie Fisher, Jimmy Devane, Danny Petro-

vitch, Rusty Simson. *KNEELING:* Phil Metzger, Robbie Williams, Joe Thornton, Steve Crawford, Bill Baggett, Spence Kiser, Coach Thomas.



Eagles, William Carey Triumph

By ALEX SIMPSON
Journal Sports Writer

Strong pitching by Carson-Newman's Tommy Jones who allowed only four hits and struck out 12 enabled the high-flying Eagles to edge the usually hard-hitting Ouachita Baptist University Tigers 4-2 in the Area 5 National Association of Inter-collegiate Athletics playoff at Bill Meyer Stadium.

In the tournament opener plate umpire Shorty Hatfield stopped the game in the eighth inning with Valsosta State at bat and no outs and awarded William Carey College a 9-4 forfeit victory. William Carey was ahead 5-4 at the time.

Ouachita became the first casualty of the tournament when it dropped a 3-0 decision to Valdosta State in losers bracket action Friday night.

Friday's games will pit Carson-Newman against William Carey College in the winners bracket finals at 1 p.m., the loser of the 1 o'clock games against Valdosta State at 4 in the losers bracket finals and the winners of the 1 and 4 p.m. games at 7 for the title.

Should the losers bracket finalist win the 7 o'clock contest the two teams will play another game at 3:30 p.m. Saturday.

Walks to Earl Ogburn, Bill Stover and Mike Shinn gave Carson-Newman its first scoring chance in the second inning. And The Eagles took advantage of it as Paul Bostic singled to score Ogburn and Jones hit a long sacrifice fly to center to score Stover.

The Eagles got two more runs in the fourth as Bostic and Jones singled. Rick Privette, a former Fulton standout, came through with a ringing single to score Bostic and Tom Hickman followed with a sacrifice fly to left which scored Jones.

Jones breezed through four hitless innings before giving up a single to Larry Barker in the fifth when a fielder's choice and two walks loaded the bases. Jones then struck out Ted Viala to end the threat.

The Tigers racked up two runs in the seventh inning as Barker opened with a single. Jim Boyette singled with Barker going to second. J. C. Morrow then hit another one-bagger to score Barker. Mike Ledbetter grounded out John Crowder to Mike Shinn with Boyette scoring on the play.

Jones ended the game in a blaze of glory by striking out the side—Barker, Boyette and Morrow—in the ninth and was given a standing ovation as he left the field by the predominately Carson-Newman crowd on hand.

Dale Wilson and Jim Arnold had solo blasts for William

Carey in the opener. Wilson had two hits as did Clyde Beerman in leading the hitting. Mike Harris had a double.

Valdosta had led 4-3 going into the seventh but William Carey rallied for two runs and went ahead 5-4.

Bickering developed between Hatfield and the Valdosta State over Hatfield's calling of balls and strikes. When the condition continued to worsen Hatfield ordered the game forfeited to William Carey.

Valdosta State jumped to a 1-0 lead in the first inning of the night game when Spence Kiser

VALDOSTA STATE		WILLIAM CAREY	
ab	r h bi	ab	r h bi
Kiser cf	1 3 1 0	Broome ss	4 0 1 0
Meredith 3b	4 0 3 1	Eades 2b	4 0 1 1
Baggett lf	4 0 1 1	Kouns p	3 0 0 0
Courtney 1b	3 0 0 0	Wilson 2b	4 1 2 1
Crawford rf	2 0 1 0	Arnold cf	3 1 1 1
Toole ss	2 0 0 0	Smith 1b	3 0 0 0
Hysler 2b	2 0 1 0	Beerman lf	3 0 2 0
Rominger c	2 0 0 0	Harris rf	3 1 1 0
Fisher p	7 1 1 0	Stevenson c	3 1 1 0

Totals 22 4 8 2 Totals 30 5 9 4
(Game forfeited to William Carey in 8th by umpire Shorty Hatfield with Valdosta batting and no outs.)
VALDOSTA STATE 101 020 0xx—4
WILLIAM CAREY 010 110 2xx—5
E—Eades, Arnold, Smith, Courtney, Hysler, Kiser. LOB—Valdosta State 4, William Carey 4. SB—Harris HR—Wilson, Arnold. SB—Rominger, Horton, Kiser, Broome.
IP H R ER BB SO
Fisher 7 9 5 3 1 5
Kouns 7 8 4 2 5 5
HBP—By Kouns (Rominger). WP—Fisher 2. PB—Rominger, Stevenson. T—2:25.

OUACHITA		VALDOSTA STATE	
ab	r h bi	ab	r h bi
Ledbetter cf	3 0 0 0	Kiser lf	3 1 1 1
Viala 2b	3 0 0 0	Meredith 3b	4 0 1 1
Pattillo ss	4 0 2 0	Crawford rf	3 0 0 0
Briley 1b	4 0 1 0	Courtney 1b	3 0 1 0
Tygart 3b	4 0 1 0	Toole ss	4 0 1 0
Barker rf	3 0 1 0	Hysler 2b	2 1 0 0
Boyette lf	4 0 0 0	Rominger cf	2 1 1 0
Hargdine c	4 0 0 0	Rominger c	2 0 1 0
Sledge p	0 0 0 0	Petrovich p	4 0 1 0
Martindale p	3 0 0 0		
Cope ph	1 0 0 0		

Totals 33 0 4 0 Totals 31 3 7 2
OUACHITA 000 000 000—0
VALDOSTA STATE 110 001 00x—3
E—Hysler, Rominger, Kiser. DP—Ouachita 1, Valdosta State 3. LOB—Ouachita 5, Valdosta State 8. 2B—Toole. 3B—Meredith. SB—Hysler, Pattillo.
IP H R ER BB SO
Sledge (L, 5-5) 1 1/2 2 2 2 5 0
Martindale 7 1/2 5 1 8 3 4
Petrovich (W, 9-3) 8 6 0 0 0 3 9
WP—Martindale. PB—Hargdine. T—2:08.

singled and Larry Meredith followed with a booming triple.

Four walks by Roger Sledge in the second inning gave Valdosta State another run and Sledge gave way to Everett Martindale who went the rest of the way for the Tigers.

A walk, singles by Steve Rominger and Dan Petrovich and an error produced the third Valdosta State tally in the sixth inning.


Sledge's losing effort left him with a 5-5 record.

Roger Pattillo was the only

Ouachita player to collect two hits.

CARSON-NEWMAN		OUACHITA	
ab	r h bi	ab	r h bi
Privette ss	5 0 1 1	Ledbetter cf	3 0 0 0
Hickman rf	4 0 0 0	Viala 2b	3 0 0 0
Crowder 2b	5 0 0 0	Pattillo ss	3 0 0 0
Ogburn 3b	4 1 1 0	Briley 1b	4 0 0 0
Stover cf	3 1 1 0	Tygart 3b	4 0 0 0
McFarland lf	4 0 1 0	Barker rf	4 1 2 0
Shinn 1b	3 0 0 0	Boyette lf	4 1 1 0
Bostic c	4 1 2 1	Morrow c	3 0 1 0
Jones p	3 1 2 1	Cheatwood p	3 0 0 3

Totals 35 4 8 3 Totals 31 2 4 1
Carson-Newman 0 20 200 000—4
Ouachita 000 090 200—2
E—Shinn, Pattillo, Briley. LOB—Carson-Newman 8, Ouachita 3. SF—Jones.
IP H R ER BB SO
Jones (W, 7-1) 9 4 2 2 3 12
Cheatwood (L, 9-3) 9 8 4 4 3 9
T—2:00.



—Staff photo by Doug Price

TRAFFIC JAM—A traffic jam forms as Carson-Newman's Mike Shinn (just visible behind Ouachita third baseman Mike Tygart wearing No. 13) goes safely into third base at Bill Meyer Stadium Thursday following Tommy Jones' sacrifice fly.

'70

JANUARY



Liz Lester

FEBRUARY



Cathy Buff

MARCH



Janice Clenney

APRIL



Gail Hilliard

MAY



Gail Bobbitt

JUNE



Janice Blue

JULY



Sue Davis

AUGUST



Lorainne Hall

SEPTEMBER



Maurisa Harden

OCTOBER



Judy Hunt

NOVEMBER



Linda Reddick

DECEMBER



Grayson Travis

1970 RESUME VALDOSTA STATE REBELS

1970 was one of those years where the team looked so-so on paper, and turned out so-so. A 25-16 record (11-1 in the Georgia Conference) belies the fact that VSC's victories came against weaker clubs, while the known teams edged the Rebels.

Seniors Spence Kiser (.313), Steve Crawford (.301), and Bill Baggett (.293) led the hitters, with sophomore catcher Steve Rominger (.289), and shortstop Bobby Tripp (.292) giving some help. Team fielding was erratic (.945), while the pitching (2.22 ERA for the team) was generally good, with freshman Steve Sorgius (7-3, 1.26 ERA), and sophomores Rusty Simpson (8-3, 2.35 ERA), and Leroy Purdy (5-6, 2.46 ERA) carrying the bulk of the load. The staff threw seven shut-outs, gave up one-run in 10-games, and two-runs in four others.

The team hit .275, and had 90 extra-base-hits, with the majority of these coming from the bats of the above-mentioned hitters, along with Larry Hysler (.271), and Harry "Moose" Jones (.241). The Rebels were at the point where they completely dominated the Georgia Conference (even though they split with West Georgia) and NAIA District-25, but were unable to compete very successfully with most of the highly regarded non-conference foes that Coach Thomas scheduled.

VSC got a bad start, going 1-2 on their Florida swing, before returning home and dropping four games (two each) to Miami (0.), and Pembroke State. The Rebs also lost twice each to rivals Erskine, Jacksonville, and Georgia Southern throughout the year; but did drop independent Mercer in two single frays.

In the NAIA tourney at Tallahassee, Valdosta State beat Columbus (for the third time), and won 2 of 3 from home-town Florida A&M (see tournament resume for details). Unexpectedly the hitting in the NAIA Area-5 came alive, but the pitching gave way, as the Rebels lost to straight (to Ouachita Baptist and Livingston).



VALDOSTA STATE
1970 Baseball
FINAL STATISTICS
won 25 - lost 16

	AB	R	H	BI	AVG.	2B	3B	HR	SB
Spence Kiser, cf	144	30	45	12	.313	5	5	0	10
Steve Crawford, rf	143	28	43	19	.301	7	1	0	18
Bill Baggett, lf	125	23	37	18	.293	5	2	3	4
Bobby Tripp, ss	144	20	42	16	.292	8	3	0	11
Steve Rominger, c	142	13	41	20	.289	6	1	0	0
Larry Hysler, 2b	133	20	36	14	.271	5	2	2	7
Jimmy Hall, 3b	24	12	6	6	.250	0	0	0	4
Leroy Purdy, p	24	1	6	3	.250	1	0	0	0
Rusty Simpson, 3b-p	147	18	36	18	.245	8	0	0	0
Harry Jones, 1b	133	16	32	13	.241	3	2	2	1
Greg Lee, lf-p	58	6	12	10	.207	1	1	0	0
Steve Sorgius, p	31	0	6	1	.194	0	0	0	0
TOTALS	1317	206	362	153	.275	54	19	7	58

(Richard Vann, p 2-1, .500; Al Golden, of 16-6, .375; Terry Fields, ss 11-4, .364; Andy Hassell, p 3-1, .333; Jimmy Devane, c 14-4, .286; Chip Hall, p 4-1, .250; Paul Montgomery, 3b 20-3, .150)

	G	IP	H	R	ER	BB	SO	W-L	E.R.A.
Steve Sorguis	12	85.2	54	26	12	48	74	7-3	1.26
Rusty Simpson	14	84.1	68	26	22	22	51	8-3	2.35
Leroy Purdy	14	84.1	76	36	23	21	67	5-6	2.46
Greg Lee	12	66.1	53	28	21	33	41	3-2	2.85
TOTALS	41	352.1	280	138	88	148	247	25-16	2.22

(Steve Crawford 1-0, 0.00; Richard Vann 0-0, 0.00; Gordy Gruhl 0-0, 0.00; Chip Hall 1-0, 2.57; Andy Hassell 0-2, 2.76; Paul Montgomery 0-0, 26.87)

(L) VSC 5, Tampa	6	VSC 2, Georgia Southwestern ...	0
(L) VSC 2, St. Leo	5	VSC 2, Mercer	1
VSC 10, St. Leo	6	VSC 5, Georgia Southwestern ...	3
(L) VSC 0, Miami (0.)	2	VSC 4, Columbus	3
(L) VSC 6, Miami (0.)	10	VSC 13, Piedmont	3
(L) VSC 1, Pembroke State	5	VSC 7, Mercer	3
(L) VSC 4, Pembroke State	5	(L) VSC 1, Georgia Southern	4
VSC 5, Western Carolina	1	VSC 2, Columbus	1
VSC 6, Marian	2	(L) VSC 0, West Georgia	1
VSC 4, Marian	3	VSC 4, West Georgia	1
(L) VSC 3, Jacksonville	4	VSC 4, Piedmont	1
VSC 3, Marian	0		
(L) VSC 5, Erskine	6	NAIA DISTRICT 25 CHAMPIONSHIP	
(L) VSC 0, Erskine	1	Tallahassee, Fla.	
VSC 16, Armstrong State	0	VSC 7, Columbus	2
VSC 13, Armstrong State	0	VSC 3, Florida A&M	2
(L) VSC 1, Jacksonville	4	(L) VSC 0, Florida A&M	20
VSC 7, Shorter	0	VSC 10, Florida A&M	1
VSC 5, Shorter	0		
VSC 11, Armstrong State	1	NAIA AREA FIVE CHAMPIONSHIP	
VSC 13, Armstrong State	6	Knoxville, Tenn.	
(L) VSC 3, Georgia Southern	5	(L) VSC 8, Ouachita Baptist	11
VSC 2, Berry	1	(L) VSC 5, Livingston	11
VSC 2, Berry	0		



STANDING: Coach Thomas, Jimmy DeVane, Chip Hall, Steve Rominger, Leroy Montgomery, Spence Kiser, Bill Baggett, Bobby Tripp, Andy Hassell, Jimmy Purdy, Steve Crawford, Harry Jones, Greg Lee, Steve Sorgius, Larry Hysler, Terry Hall, Gordy Gruhl. KNEELING: Rusty Simpson, Richard Vann, Paul Fields, Coach Bobo Short.

Rebels' Purdy, Sorgius Both Pitch No-Hitters

By SAMMY GLASSMAN
Times Sports Editor

Valdosta State College hurlers Leroy Purdy and Steve Sorgius pitched back - to - back no-hitters and came within an eyelash of making it a pair of perfect performances as the baseball Rebels swept a twin - bill with conference foe Shorter College here Monday.

In the pair of games, both of which were cut to seven-innings by mutual agreement, coach Tommy Thomas' Rebs chalked up 7-0 and 5-0 victories over the Hawks, a Georgia Intercollegiate Athletic Conference opponent from Rome, Ga.

On a day which certainly has no equal in past VSC baseball history, freshman Sorgius and sophomore Purdy, a pair of left-handers, faced only 43 batsman, just one above the absolute minimum for the 14 innings which the doubleheader lasted.


Shorter's lone base runner of the day was Jim Wade, who reached first on VSC's only error of the afternoon after one was out in the sixth frame of the opening contest.

Up until then Sorgius had cut down 16 straight Shorter batsmen and after Wade "lived" on the error he put down the next five men he faced in order, just missing a perfect game. The freshman whiffed six as he claimed a victory which boosted his record to 3-2.

Purdy came on in the second game to mow down 21 straight Shorter batsmen for a perfect no-hitter. The sophomore struck out 11 as he chalked up his second win against four losses, some of which were the heart-



LEROY PURDY
Perfect Day



STEVE SORGIUS
He Sizzled

breaking variety.

The moundsmen were backed by a defense that made just one harmless error in 14 innings and an attack which produced a total of 22 hits, 12 in the first game and second in the contests.

When it was over the Rebels had boosted their overall record to 9-10 and upped their GIAC mark to 3-0. The pair of losses left the Hawks with an 0-7 record in all games and an 0-3 conference chart.

VSC was to meet loop foe Armstrong State College at Savannah in a double-header today, with only the first tilt counting in the GIAC standings. The Rebs are to host non-conference opponent Georgia Southern College from Statesboro in a game set for 3 p. m.

here Wednesday.

"I've never seen anything quite like it," Thomas said after the Rebs had polished off the Hawks twice in such amazing style. "What can I say, I'm proud of every one of our players who contributed to this outstanding accomplishment."

On the offensive side in the first game, VSC's dozen hits included a triple by Spence Kiser and a double by Bill Baggett. Baggett also had a single to his credit and Rusty Simpson, Steve Crawford and Steve Rominger each rapped out a pair of one-baggers. VSC scored their seven runs in the first three innings and coasted in from there.

In the second game Kiser, with a double and a single, and Baggett, with two singles, pac-

ed VSC's 10-hit attack. Held scoreless for four frames, the Rebs tallied three times in the fifth and twice more in the sixth, while Purdy was going the perfect route on the mound.

★ Rebel Tally

FIRST GAME				
	ab	r	h	bi
Shorter				
Harvey, 2b	3	0	0	0
Wiggs, 3b	3	0	0	0
Kepperson, c	3	0	0	0
Throgmorton, ss	3	0	0	0
Yeavor, p	2	0	0	0
Salomone, cf	2	0	0	0
Springer, rf	20	0	0	0
Wade, lf	2	0	0	0
Curtis, 1b	2	0	0	0
Totals	22	0	0	0
Valdosta State	ab	r	h	bi
Kiser, cf	3	1	1	1
Golden, cf	1	0	0	0
Simpson 3b	4	1	2	1
Crawford, rf	4	1	2	0
Baggett, lf	3	1	2	1
Rominger, c	3	0	2	1
Jones, 1b	2	1	1	0
Tripp, ss	3	1	1	0
Fields, ss	0	0	0	0
Hysler, 2b	3	0	0	0
Hall, 2b	0	1	0	0
Sorgius, p	3	0	1	0
Totals	29	7	12	4

Valdosta State	000	000	0-4	0-0
E - Jones.				
LOB - Shorter 1, VSC 6.				
SB - Baggett.				
CR - Kiser.				
GF - Jones.				

	ip	h	r	er	bb	so
Sorgius (W)	7	0	0	0	0	6
Deavor (L)	6	12	7	5	1	0

SECOND GAME				
	ab	r	h	bi
Shorter				
Harney, 2b	3	0	0	0
Wiggs, 3b	3	0	0	0
Stephens, lf-1b	3	0	0	0
Throgmorton, p	1	0	0	0
Lenon, lf	1	0	0	0
Deaton, cf	2	0	0	0
Ware, ss	2	0	0	0
Solomone, cf	2	0	0	0
Springer, lf	2	0	0	0
Curtis, 1b-p	2	0	0	0
Totals	21	0	0	0
VALDOSTA STATE	ab	r	h	bi
Kiser, cf	4	2	2	1
Simpson, 3b	4	0	1	1
Crawford, rf	3	1	1	1
Baggett, lf	3	1	2	1
Rominger, c	3	0	1	0
Jones, 1b	1	0	0	0
Tripp, ss	3	0	0	0
Hysler, 2b	3	1	2	0
Purdy, p	3	0	1	0
Hall	0	0	0	0
Totals	27	5	10	4

Shorter	000	000	0-0-0-3
Valdosta State	000	032	x-5-10-0
E - Stephens, Ware 2.			
LOB - VSC 7, Shorter 0.			
SB - Jones, Crawford, Hall Hysler			

	ip	h	r	er	bb	so
Purdy (W)	7	0	0	0	0	11
Throgmorton	4	3	0	0	1	0
Curtis (L)	4	7	5	3	0	1



'71

1971 RESUME VALDOSTA STATE REBELS


Valdosta State won their third consecutive Georgia Conference championship in 1971, going 8-2 in the loop, but slipping to an overall 24-18 log. The Rebels attacked their most ambitious schedule ever, and suddenly were 1-6, after losing to Florida State (who finished second in the NCAA's), dropping four games on their Southern swing, and coming home to losses to Ohioans, Cincinnati and Bowling Green.

VSC came back strong, beating Pembroke State twice, defeating Mercer, and splitting with nationally ranked Rollins. Locally, persistent Armstrong State split a double-header, while old nemesis West Georgia also maneuvered a stand-off. Columbus, only in its second year as a 4-year school, tagged itself the District favorite by blasting the Rebs twice, 11-8 and 7-3. Home games were won over both Georgia Southern and Jacksonville, while both the Eagles and Dolphins reciprocated on the road.

The NAIA District-25 tournament was a classic (see tournament section), as the Rebels eliminated both Columbus (in their park), and conference rival Shorter. Again, however, the Area play-offs proved to be a hurdle, as VSC lost close ones to David Lipscomb (4-1), and the State College of Arkansas (2-1).

Team statistics were not impressive, with a .253 average, and a 3.11 ERA. Sophomore second-sacker Bobby Tripp (.319) led the hitters, with only Moose Jones (.306), Craig Courtney (.279, after a year's lay-off), and frosh Gene Felts (.275) providing any punch. Leroy Purdy (6-4, 1.48 ERA), Rusty Simpson (6-4, 2.46 ERA), and JC transfer Ronald Bennett (6-2, 2.64 ERA) pitched very steady, but had problems in some of the big games.

Ron Nasworthy (3-5, 6.50 ERA) threw bee-bee's, but had control problems, while frosh Dar Chadwick (2-1, 0.75 ERA), won the season's biggest game in dropping Shorter, 2-1, in the District finale. Although the season ended on a losing note, a veteran team would return for the 1972 campaign, including a top-notch infield.



VALDOSTA STATE
1971 Baseball

FINAL STATISTICS
won 24 - lost 18

	AB	R	H	BI	AVG.	2B	3B	HR	SB
Bobby Tripp, 2b	135	31	43	16	.319	5	0	0	8
Harry Jones, 1b	157	23	48	28	.306	8	1	6	11
Craig Courtney, rf	147	21	41	20	.279	8	3	1	8
Gene Felts, cf	167	28	46	12	.275	4	2	2	14
Ronald Bennett, p	37	6	10	9	.270	3	0	1	0
Steve Rominger, c	140	15	37	22	.264	6	0	1	0
Rusty Simpson, 3b-p	111	14	26	9	.234	2	0	1	2
Terry Fields, ss	122	18	27	17	.221	5	0	2	11
Al Golden, lf	82	6	17	6	.207	1	2	0	2
Jimmy Hall, 3b	49	5	7	6	.143	0	0	0	3
Greg Lee, lf-p	51	4	5	3	.098	0	0	0	2
TOTALS	1295	187	327	163	.253	42	9	16	70

(Dan Chadwick, p 10-5, .500; Ron Nasworthy, p 16-5, .313; Leroy Purdy, p 29-5, .172; Bill Huxford, utl 29-5, .172; Dudley Spruill, inf 6-0, .000; Andy Hassell, p 2-0, .000; Bob Lingenfelter, p 2-0, .000; Collier Black, p 1-0, .000; Richard Vann, p 1-0, .000; Mark Kilmer, of 1-0, .000)

	G	IP	H	R	ER	BB	SO	W-L	E.R.A.
Danny Chadwick	5	24	16	6	2	8	20	2-1	0.75
Leroy Purdy	13	85.1	75	25	14	35	53	6-4	1.48
Rusty Simpson	14	95	94	33	26	20	70	6-4	2.46
Ronald Bennett	12	68.1	61	32	20	14	61	6-2	2.64
Ron Nasworthy	10	44.1	37	39	32	50	43	3-5	6.50
TOTALS	42	344.2	314	171	119	158	264	24-18	3.11

(Bob Lingenfelter 0-0, 0.00; Andy Hassell 0-0, 3.25; Greg Lee 0-2, 6.78; Collier Black 1-0, 7.88)

(L) VSC 1, Florida State	13	(L) VSC 2, West Georgia	4
VSC 4, Kentucky	1	VSC 10, Georgia Southwestern ...	0
(L) VSC 2, St. Leo	3	VSC 7, Piedmont	0
(L) VSC 4, St. Leo	9	(L) VSC 2, Georgia Southern	3
(L) VSC 0, South Florida	8	(L) VSC 8, Columbus	11
(L) VSC 1, South Florida	11	(L) VSC 3, Columbus	7
(L) VSC 2, Bowling Green State	3	VSC 8, Piedmont	2
(L) VSC 2, Cincinnati	5	VSC 5, Piedmont	3
VSC 1, DePauw	0	VSC 2, Jacksonville	0
VSC 9, DePauw	0	VSC 3, Georgia Southern	2
VSC 4, Erskine	0	(L) VSC 3, Jacksonville	5
VSC 5, Erskine	0		
(L) VSC 2, Armstrong State	5	NAIA DISTRICT 25 CHAMPIONSHIP	
VSC 8, Armstrong State	1	Columbus, Ga.	
VSC 5, Pembroke State	1	VSC 10, Columbus	9
VSC 5, Pembroke State	3	(L) VSC 6, Shorter	10
VSC 10, Rollins	2	VSC 5, Columbus	3
(L) VSC 0, Rollins	8	VSC 10, Shorter	2
VSC 4, Mercer	1	VSC 2, Shorter	1
(L) VSC 3, Florida State	17		
VSC 6, Berry	5	NAIA AREA FIVE CHAMPIONSHIP	
VSC 8, Berry	4	Knoxville, Tenn.	
VSC 10, Georgia Southwestern ...	2	(L) VSC 1, David Lipscomb	4
VSC 4, West Georgia	2	(L) VSC 1, Central Arkansas	2

Rebels Capture District Crown



photo by Jerry Bentley

The Valdosta State College Rebels, down by one game in the District 25 double elimination tournament, came back and shot down the Shorter Hawks, 10-2 and 2-1. The pair of triumphs enabled the Rebels to capture the District 25 baseball championship for the third consecutive year. Valdosta, which had never played Shorter during the regular season, had to be content as co-champions of the Georgia Intercollegiate Athletic Conference along with the Hawks, since both possessed identical records.

As district champs, Valdosta State has earned the right to play in the Area 5 playoffs which got underway yesterday. The Area 5 competition is also a double elimination tournament. The other three teams involved in the tourney are: David Lipscomb College (38-12),




photo by Jerry Bentley

Members of the team are : (from left to right). Top Row - Bill Huxford, Alan Golden, Leroy Purdy, Greg Lee, Gene Felts, Bobby Tripp, Bob Lingenfelter. Middle Row - Ron Nasworthy, Terry Fields, Craig Courtney, Steve Rominger, Harry Jones, Rusty Simpson. Bottom Row - Mark Kilmer, Dudley Spruill, Collier Black, Andy Hassell, Ronald Bennett, Jimmy Hall, Danny Chadwick.

Nashville Tennessee; Livingston State College (34-6), Livingston, Alabama; State College of Arkansas (16-10), State College, Arkansas; All games are being

played at Del Meyer Stadium in Knoxville, Tennessee. The Rebels played yesterday against David Lipscomb.

Head Coach Tommy Thomas


had this to say after VSC clinched the district title, "Our players reached down and gave that something extra when they had to. I was very, very proud of

them all the way. It was a tough battle, one that we had to fight up hill. But they came through in great style. We got a fine team effort."

The first game of the Friday twin bill was highlighted by explosive bats and sound pitching. Rusty Simpson started and was relieved after six innings by Leroy Purdy and Ronald Bennett. Gene Felts, freshman centerfielder, blasted a towering grand slam homer in the fourth inning, a frame that produced a total of eight runs for the Rebels.

In the second encounter, the flame throwing performance of freshman pitcher Danny Chadwick enabled VSC to clinch the championship. Shorter scored first with one run in the third inning. Valdosta State tied it up at 1-1 with a score in the fourth. Bobby Tripp walked, moved to second on Craig Courtney's sacrifice bunt and scored on a single by Jones. The scoring was over for Shorter, but not for the spirited Rebels. In the fifth, Alan Golden hammered a triple and then scored on a sacrifice by Terry Fields. It may not have been evident at the time, but with this marker, the District 25 championship was history.

This reporter would like to express sincere congratulations to head coach Tommy Thomas and the entire team of the Valdosta State Rampaging Rebels.



'72



1972 RESUME VALDOSTA STATE REBELS

The 1972 season began rather slow, with the Rebels 3-4 after seven games, and 5-5 after ten. But then Gene Felts took over. The big, Lakeland, Ga., centerfielder led the Rebels to 13 straight wins, including a 14-2 rout of Florida State, a 9-5 win over Georgia Southern, and twin 4-2 nods against West Georgia.

Felts (.368) hit 13-homers on the year, and led the team in every offensive category, including 50-RBI's, and 28 extra-base-hits. He received adequate support from Bobby Tripp (.327), Craig Courtney (.325), Eddie Cowart (.322), and Frank Sumner (.315), and also got five round-trippers from catcher Steve Rominger.

Pitching wise, the team had a 2.88 ERA (compared to a record .292 team batting average), and were led by senior hurlers Ronald Bennett (8-4, 2.14 ERA), Rusty Simpson (7-2, 2.45 ERA), and Leroy Purdy (6-4, 3.09 ERA). Relief was a big problem, although Marty LeFiles went 1-0 (0.53 ERA) in 17-innings pitched.

The Rebels easily won the Georgia Conference again (the fourth consecutive year), with a 7-1 record, including two pressure-packed wins over rival Shorter. For the first time in the school's history, and against a tough schedule, VSC became a legitimate small-college power, by achieving a 28-15 record, including the NAIA District title, and runner-up in the Area. Shoddy fielding cost the Rebs their best-ever chance to go to the Nationals, although Area champion David Lipscomb (an 8-3 victor over VSC) did finish second in the nation.

Coach Tommy Thomas did a great coaching job, and his players responded well, in many crucial situations. Thomas grabbed both Conference, and District Coach-of-the-Year honors (for the third time), while Felts became the first, first-team All-American in the school's history (in any sport). Gene had the type of super year (against good opponents) that very few players ever experience, and the NAIA recognized this in making its award.



Courtney

VALDOSTA STATE
1972 Baseball
FINAL STATISTICS
won 28 - lost 15

	AB	R	H	BI	AVG.	2B	3B	HR	SB
Gene Felts, cf	168	54	61	50	.363	9	6	13	19
Bobby Tripp, 2b	162	43	53	22	.327	5	2	0	4
Craig Courtney, 1b	151	30	49	37	.325	10	3	1	6
Eddie Cowart, lf	115	19	37	17	.322	5	0	0	7
Frank Sumner, rf	168	33	53	11	.315	4	1	0	6
Ronald Bennett, p	40	11	11	8	.275	3	0	1	0
John Bradley, 3b	56	9	15	7	.268	1	1	0	3
Terry Fields, ss	126	14	32	14	.254	3	3	2	4
Rusty Simpson, 3b-p	99	15	24	20	.242	2	3	1	1
Steve Rominger, c	138	19	32	21	.232	8	0	5	3
TOTALS	1426	287	417	246	.292	59	22	26	65

(Leroy Purdy, p 34-12, .353; Steve Jones, utl 29-10, .345; Jerry Dennis, 1b 15-4, .267; Bob White, 3b 19-5, .263; Ronnie Pitcock, of 32-8, .250; Steve Whitley, 2b 4-1, .250; Dudley Spruill, 3b 13-3, .231; Al Golden, of 22-4, .182; Mike Archer, p 7-1, .143; Marty LeFiles, p 9-1, .111; Andy Hassell, p 11-1, .091; Danny Chadwick, p 8-0, .000)

	G	IP	H	R	ER	BB	SO	W-L	E.R.A.
Ronald Bennett	14	96.2	93	36	23	18	71	8-4	2.14
Rusty Simpson	10	77	69	28	21	7	50	7-2	2.45
Leroy Purdy	13	93	71	38	32	37	69	6-4	3.09
Andy Hassell	10	39.1	35	23	14	26	25	3-2	3.21
Danny Chadwick	8	30	45	24	20	7	20	3-3	6.00
TOTALS	45	366	336	159	117	102	245	28-15	2.88

(Marty LeFiles 1-0, 0.53; Mike Archer 0-0, 4.15)



VALDOSTA STATE
1972 Baseball
FINAL SCORES
won 28 - lost 15

VSC 3, Eastern Kentucky	2	(L) VSC 5, Georgia Southwestern ...	6
*VSC 4, Eastern Kentucky	4	(L) VSC 5, Mercer	11
VSC 7, Rollins	5	VSC 5, Columbus	4
(L) VSC 7, Rollins	10	(L) VSC 1, Columbus	3
VSC 5, SIU-Edwardsville	4	VSC 13, Piedmont	0
*VSC 5, SIU-Edwardsville	5	(L) VSC 6, Piedmont	7
(L) VSC 3, Georgia	6	(L) VSC 2, Georgia Southern	7
(L) VSC 4, Bowling Green State ...	5	(L) VSC 2, Columbus	4
(L) VSC 1, Bowling Green State ...	5	VSC 4, Columbus	2
VSC 6, Erskine	4	VSC 21, Piedmont	2
VSC 3, Erskine	0	VSC 9, Piedmont	0
(L) VSC 2, Morris Harvey	4	(L) VSC 2, Florida State	3
VSC 5, Morris Harvey	1		
VSC 8, Georgia State	7		
VSC 8, Georgia State	0		
VSC 14, Florida State	2		
VSC 9, Illinois Benedictine ...	2		
VSC 14, Illinois Benedictine ...	1		
VSC 9, Georgia Southern	5		
VSC 4, Shorter	3		
VSC 5, Shorter	1		
VSC 18, Georgia Southwestern ...	0		
VSC 9, Mercer	4		
VSC 4, West Georgia	2		
VSC 4, West Georgia	2		

NAIA DISTRICT 25 CHAMPIONSHIP
Valdosta, Ga.

VSC 10, Berry	1
VSC 4, Shorter	1
(L) VSC 3, Columbus	5
VSC 6, Columbus	2

NAIA AREA FIVE CHAMPIONSHIP
Knoxville, Tenn.

(L) VSC 4, Birmingham Southern	7
VSC 13, Ouachita Baptist	0
VSC 8, Birmingham Southern	2
(L) VSC 3, David Lipscomb	8

NOTE: *denotes tie game.





Valdosta St. USIU'S

NAAIA Area 5

Triebeling righthander Sam Bowen struck out 17 batters Saturday night as Valdosta State defeated Birmingham Southern, 10-8, for the NAAIA Area 5 baseball championship at Bill Meier stadium.

Bowen checked outling Pat Arnett on five pitches. Arnett walked only one pitch before he was struck out by Bowen.

Register Delivers Clutch Hit
Bowen checked outling Pat Arnett on five pitches. Arnett walked only one pitch before he was struck out by Bowen.

Valdosta St. (41-12) qualified for the National NAAIA tournament in Phoenix, Ariz. Birmingham Southern finished the campaign with a 41-8 record.

Southern forced the secret by handing the Blazers a 10-8 loss earlier.

Valdosta State BIF
SOU 200 010 203-10
SOU 000 135 01x-10
SOU 000 135 01x-10
SOU 000 135 01x-10

Valdosta State BIF
SOU 200 010 203-10
SOU 000 135 01x-10
SOU 000 135 01x-10
SOU 000 135 01x-10

Valdosta State BIF
SOU 200 010 203-10
SOU 000 135 01x-10
SOU 000 135 01x-10
SOU 000 135 01x-10

Valdosta State BIF
SOU 200 010 203-10
SOU 000 135 01x-10
SOU 000 135 01x-10
SOU 000 135 01x-10

Valdosta State BIF
SOU 200 010 203-10
SOU 000 135 01x-10
SOU 000 135 01x-10
SOU 000 135 01x-10

Valdosta State BIF
SOU 200 010 203-10
SOU 000 135 01x-10
SOU 000 135 01x-10
SOU 000 135 01x-10

Valdosta State BIF
SOU 200 010 203-10
SOU 000 135 01x-10
SOU 000 135 01x-10
SOU 000 135 01x-10

Valdosta State BIF
SOU 200 010 203-10
SOU 000 135 01x-10
SOU 000 135 01x-10
SOU 000 135 01x-10

Gene Felts pitched a duel between Brennan and Sam Bowen as the feature attraction as Lewis (Ill.) College nipped Valdosta State College's baseball Blazers 1-0 Saturday.

Terry Fields the Valdosta pitcher pitched a duel between Brennan and Sam Bowen as the feature attraction as Lewis (Ill.) College nipped Valdosta State College's baseball Blazers 1-0 Saturday.

Valdosta State College's baseball Blazers 1-0 Saturday.

Valdosta State College's baseball Blazers 1-0 Saturday.

Valdosta State College's baseball Blazers 1-0 Saturday.

Valdosta State College's baseball Blazers 1-0 Saturday.

Valdosta State College's baseball Blazers 1-0 Saturday.

Valdosta State College's baseball Blazers 1-0 Saturday.

Valdosta State College's baseball Blazers 1-0 Saturday.

Valdosta State College's baseball Blazers 1-0 Saturday.

Valdosta State College's baseball Blazers 1-0 Saturday.

Valdosta State College's baseball Blazers 1-0 Saturday.

Valdosta State College's baseball Blazers 1-0 Saturday.

Valdosta State College's baseball Blazers 1-0 Saturday.

Valdosta State College's baseball Blazers 1-0 Saturday.

Valdosta State College's baseball Blazers 1-0 Saturday.

Valdosta State College's baseball Blazers 1-0 Saturday.

Valdosta State College's baseball Blazers 1-0 Saturday.

Valdosta State College's baseball Blazers 1-0 Saturday.

Valdosta State College's baseball Blazers 1-0 Saturday.

Valdosta State College's baseball Blazers 1-0 Saturday.

Valdosta State College's baseball Blazers 1-0 Saturday.

Valdosta State College's baseball Blazers 1-0 Saturday.

Valdosta State College's baseball Blazers 1-0 Saturday.

Valdosta State College's baseball Blazers 1-0 Saturday.

Valdosta State College's baseball Blazers 1-0 Saturday.

Valdosta State College's baseball Blazers 1-0 Saturday.

Valdosta State College's baseball Blazers 1-0 Saturday.

Valdosta State College's baseball Blazers 1-0 Saturday.

Valdosta State College's baseball Blazers 1-0 Saturday.

Valdosta State College's baseball Blazers 1-0 Saturday.

Valdosta State College's baseball Blazers 1-0 Saturday.

Valdosta State College's baseball Blazers 1-0 Saturday.

Valdosta State College's baseball Blazers 1-0 Saturday.

Valdosta State College's baseball Blazers 1-0 Saturday.

Valdosta State College's baseball Blazers 1-0 Saturday.

Valdosta State College's baseball Blazers 1-0 Saturday.

Valdosta State College's baseball Blazers 1-0 Saturday.

Valdosta State College's baseball Blazers 1-0 Saturday.

Valdosta State College's baseball Blazers 1-0 Saturday.

Valdosta State College's baseball Blazers 1-0 Saturday.

Valdosta State College's baseball Blazers 1-0 Saturday.

Valdosta State College's baseball Blazers 1-0 Saturday.

Valdosta State College's baseball Blazers 1-0 Saturday.

Valdosta State College's baseball Blazers 1-0 Saturday.

Valdosta State College's baseball Blazers 1-0 Saturday.

Valdosta State College's baseball Blazers 1-0 Saturday.

Valdosta State College's baseball Blazers 1-0 Saturday.

Valdosta State College's baseball Blazers 1-0 Saturday.

Valdosta State College's baseball Blazers 1-0 Saturday.

Valdosta State College's baseball Blazers 1-0 Saturday.

Valdosta State College's baseball Blazers 1-0 Saturday.

Valdosta State College's baseball Blazers 1-0 Saturday.

Valdosta State College's baseball Blazers 1-0 Saturday.

Valdosta State College's baseball Blazers 1-0 Saturday.

Valdosta State College's baseball Blazers 1-0 Saturday.

Valdosta State College's baseball Blazers 1-0 Saturday.

Valdosta State College's baseball Blazers 1-0 Saturday.

Valdosta State College's baseball Blazers 1-0 Saturday.

Valdosta State College's baseball Blazers 1-0 Saturday.

Valdosta State College's baseball Blazers 1-0 Saturday.

Valdosta State College's baseball Blazers 1-0 Saturday.

Valdosta State College's baseball Blazers 1-0 Saturday.

Valdosta State College's baseball Blazers 1-0 Saturday.

Valdosta State College's baseball Blazers 1-0 Saturday.

Valdosta State College's baseball Blazers 1-0 Saturday.

Valdosta State College's baseball Blazers 1-0 Saturday.

Valdosta State College's baseball Blazers 1-0 Saturday.

Valdosta State College's baseball Blazers 1-0 Saturday.

Valdosta State College's baseball Blazers 1-0 Saturday.

Valdosta State College's baseball Blazers 1-0 Saturday.

Valdosta State College's baseball Blazers 1-0 Saturday.

Valdosta State College's baseball Blazers 1-0 Saturday.

Valdosta State College's baseball Blazers 1-0 Saturday.

Valdosta State College's baseball Blazers 1-0 Saturday.

Valdosta State College's baseball Blazers 1-0 Saturday.

Valdosta State College's baseball Blazers 1-0 Saturday.

Valdosta State College's baseball Blazers 1-0 Saturday.

1973 RESUME VALDOSTA STATE BLAZERS

Coach Thomas faced a rebuilding year in 1973, having lost many front-line players, including the 1969 freshman crew that had carried the Rebels to four consecutive Georgia Conference championships, four consecutive NAIA District titles, and four consecutive NAIA Area appearances.

Besides losing some top-talent, VSC became an independent for the first time since 1957, dropping from the GIAC to join the newly formed South Atlantic Conference, which would begin operation in 1974. Also, the team would campaign under a new nickname, as the school became the Blazers (dropping the Rebel tag), to pacify a few black students on the Valdosta State campus. Although the nickname change would cause no problems, Thomas knew that without the incentive of a conference chase, and with the addition of a host of rookies, it might be a long year; so what did he do-- he initially scheduled 54 regular season games (by far a school record), which sounded absurd under the circumstances.

But "T.T." knew what he was doing. He justified the extended season by recruiting some top talent, that would provide VSC with their best record in history (43-14), including a third place (tie) finish in the school's first ever visit to the NAIA World Series. The Blazers sped to VSC's best ever start (at times 8-0, 13-1, and 18-2), which included wins over Kentucky, and Bowling Green, and a two-game sweep of Georgia. In their first 20-outings, only Florida State (3-2), and Lewis (1-0, with All-American Tom Brennan besting Sam Bowen in a classic match-up) could beat Valdosta State. VSC then dropped 8 of 18, in a mid-season slump, but rebounded to win 12-straight, including the team's fifth consecutive NAIA District title.

The Blazers went into the NAIA Area feeling confident with their 38-10 record, and three game District sweep, although defending champion David Lipscomb (40-8), and Birmingham Southern (38-6) stood in their way. After sweeping past the State College of Arkansas 11-0, Jerome Register (.305) etched his name forever in the VSC memory book, with a clutch throw and hit (see the tournament section for greater detail), to top Lipscomb 1-0.

Bowen pitched the second game of the finals, after a 10-8 loss to Southern, a superb 2-0, 17 strike-out, win over the Alabamians to send the team skyward to the long dreamed of NAIA World Series, in Phoenix, Ariz. Two catastrophies, some bad luck, and a ridiculous call, or two, ended VSC's Sun Valley stay prematurely (with a 2-2 National's record), but it was a great year, and one which saw many honors passed to both Coach Thomas, and individual members of the team.

The Blazers had some luck (which every successful club needs) during the year, but for the most-part it was talent that made the season. Gene Felts (.368) again led the hitters (although his home run production fell to four), and he was named first-team NAIA All-American for the second consecutive year. Centerfielder Bowen (who was barely steered away from Georgia Southern, out of Brunswick JC) was voted the team's MVP, although he hit only .266, but with 23 extra-base-hits, and 7 homers. Sam also was 3-2 (1.10 ERA) on the hill, including a one-hitter against Malone in the Nationals.

Register didn't claim an outfield berth until ten games into the season, but the strong, speedy, Valdosta native was Mr. Clutch in most situations. With Bowen, and Felts, he helped form on of the nation's best outfields. Although Jerome was a surprize, the biggest shocker of all was Steve "Goofy" Jones (.300) at first. Goofy did the job all year, and hit .500 in the Nationals (a position record that

still stands). Frank Sumner (.274) provided leadership behind the plate, while the keystone combo of Terry Fields (.223), and Bobby Tripp (.277) was more than adequate. Tripp got off to a terrible start, but recovered in time to receive honorable mention All-American honors.

Part of the reason Bowen received his MVP honors was because of the pitchers votes, who unanimously saluted his major league defense. But even with the team's great outfield, the pitching was much more than expected. Coach Thomas picked up journeyman, right-hander Pat Arnett (8-4, 1.99 ERA), and the veteran transfer (North Florida JC, and Stetson) responded, pitching the majority of the "big" games. Nicknamed "The Old Man," Arnett had long since ruined his arm (by fool-hardedly throwing semi-pro, double, and triple-headers) by over pitching. However, he survived with a variety of pitches, including a smooth, oily "spitter," which he used to perfection. Arnett was one of the few college pitchers who needed an oil change every few days, and rumor has it, that he carried a concealed dip stick. He was also the master of the quick pitch.


Augmenting Pat, was freshman Lee Daney (8-6, 2.12 ERA), an Air Force veteran, who threw hard, and was 5-0, at one time during the year. Daney, however, was unable to get along with the majority of the team, and was also plagued with a beautiful wife, who drew looks, smirks, and routine, male conversation from the Blazers. These facts, along with Arnett being awarded the Best Pitcher award (on a team vote), made Lee decide to not accompany the team to Phoenix, and possibly lost VSC a national title.

Relief ace Marty LeFiles (8-0, 2.36 ERA), did not start a game, but pitched brilliantly all year, including a 10.2-inning stint in the District, and a big win over Grand Canyon in Phoenix. Senior Andy Hassell (7-1, 1.54 ERA), and junior Dan Chadwick (6-0, 1.94 ERA) pitched against some weaker opponents, but still added immeasurably to the team's success. Delane Dacus (0-1, 1.78 ERA), and Rick Bowers (3-0, 1.57 ERA) also pitched well, mainly in relief. Bowers, however, broke curfew in Phoenix (it's always a woman), and was lost to the team in the Nationals.

You always remember your first, and 1973 was Valdosta State's first World Series. Although the hitting was only fair (.272), the pitching was the best in years (1.88 ERA), and that, combined with great spirit, and determination made the Blazers first year, truly one to remember.



Spruill, Starling, Daney, Branam



Register, Bowen, Felts

VALDOSTA STATE
1973 Baseball
FINAL STATISTICS
won 43 - lost 14

	AB	R	H	BI	AVG.	2B	3B	HR	SB
Gene Felts, lf	212	41	78	29	.368	11	6	4	20
Jerome Register, rf	141	28	43	34	.305	5	3	1	10
Steve Jones, 1b	210	32	63	22	.300	5	2	0	7
Bobby Tripp, 2b	191	32	53	22	.277	6	1	0	6
Dudley Spruill, 3b	47	9	13	5	.277	1	0	0	1
Frank Sumner, c	215	35	59	21	.274	8	1	1	8
Sam Bowen, cf	184	43	49	36	.266	11	5	7	14
Bob White, 3b	74	12	19	10	.257	3	0	0	3
Pat Arnett, p-dh	71	9	18	11	.254	2	1	1	4
Al Golden, dh	84	8	19	6	.226	1	1	0	0
Terry Fields, ss	179	23	40	20	.223	1	2	2	4
John Bradley, 3b	85	11	18	10	.212	2	0	0	2
Darrell Branam, c	60	8	9	5	.150	3	0	0	3
TOTALS	1815	304	494	242	.272	60	22	17	87

(Andy Hassell, p 3-1, .333; Marty LeFiles, p 7-2, .286; Lark Hahn, utl 7-2, .286; Marty Bishop, 3b 7-2, .286; Vince Musashe, 2b 8-2, .250; Ralph Starling, of 18-3, .167; Niles Murray, of 6-1, .167; Cecil Barber, of 4-0, .000; Danny Chadwick, p 2-0, .000; Delane Dacus, p 1-0, .000)

	G	IP	H	R	ER	BB	SO	W-L	E.R.A.
Sam Bowen	7	41	24	11	5	20	58	3-2	1.10
Andy Hassell	13	64.1	58	25	11	25	48	7-1	1.54
Rick Bowers	9	34.1	28	8	6	21	18	3-0	1.57
Delane Dacus	8	25.1	27	15	5	17	20	0-1	1.78
Danny Chadwick	9	55.2	44	18	12	19	48	6-0	1.94
Pat Arnett	17	117.2	94	40	26	52	98	8-4	1.99
Lee Daney	14	89	59	26	21	47	65	8-6	2.12
Marty LeFiles	14	53.1	48	21	14	14	25	8-0	2.36
TOTALS	58	480.2	382	164	100	215	380	43-14	1.87



TRIPP



REGISTER


VALDOSTA STATE
1973 Baseball
FINAL SCORES
won 43 - lost 14

VSC 13, Morris Harvey	3	(L) VSC 0, Mercer-Atlanta	3
VSC 1, Morris Harvey	0	VSC 8, Mercer-Atlanta	5
VSC 4, Georgia	2	(L) VSC 0, Georgia Southern	12
VSC 3, Georgia	2	(L) VSC 5, Georgia Southern	8
VSC 5, Morris Harvey	2	VSC 6, Georgia Southwestern ..	0
VSC 2, Morris Harvey	1	(L) VSC 0, Columbus	2
VSC 6, Kentucky	2	VSC 3, Columbus	2
*VSC 1, Kentucky	1	VSC 3, Mercer	2
VSC 9, Bowling Green State	5	VSC 2, Columbus	1
(L) VSC 1, Bowling Green State	2	VSC 6, Columbus	1
VSC 10, DePauw	5	VSC 8, USF-St. Petersburg	1
VSC 6, DePauw	5	VSC 2, USF-St. Petersburg	0
VSC 8, DePauw	0	VSC 6, USF-St. Petersburg	5
VSC 3, Southern Tech	0		
VSC 9, Southern Tech	0	NAIA DISTRICT 25 CHAMPIONSHIP	
(L) VSC 2, Florida State	3	Valdosta, Ga.	
VSC 7, Erskine	1	VSC 12, West Georgia	2
VSC 7, Washington & Lee	0	VSC 5, Shorter	2
VSC 2, Washington & Lee	1	VSC 4, Columbus	3
VSC 3, Lewis	2		
VSC 8, Lewis	6	NAIA AREA FIVE CHAMPIONSHIP	
(L) VSC 0, Lewis	1	Knoxville, Tenn.	
(L) VSC 3, Ashland	5	VSC 11, Central Arkansas	0
VSC 3, Ashland	2	VSC 1, David Lipscomb	0
(L) VSC 3, Armstrong State	4	(L) VSC 8, Birmingham Southern ...	10
VSC 7, Armstrong State	3	VSC 2, Birmingham Southern ...	0
(L) VSC 8, Florida State	9		
VSC 15, Oglethorpe	0	NAIA WORLD SERIES	
(L) VSC 1, St. Leo	2	Phoenix, Ariz.	
VSC 5, St. Leo	4	(L) VSC 3, Phillips	4
VSC 7, Purdue-Calumet	2	VSC 2, Malone	0
VSC 17, Purdue-Calumet	3	VSC 10, Grand Canyon	8
VSC 11, Georgia Southwestern ...	8	(L) VSC 2, Eastern Connecticut ...	3
VSC 5, Mercer	4		

NOTE: *denotes tie game. Central Arkansas was formerly, State College of Arkansas.




Golden



1st row: Larry Renew, Manager; Bobby Tripp; Pete Reeves; Bob White; Bart Bullock, bat boy; Vince Musashe; Andy Hassell; John Bradley; Bill Postell, public announcer.

2nd row: Sam McConnell, trainer; Lark Hahn; Marty Bishop; Dudley Spruill; Sam Bowen; Pat Arnett; Darrel Branam; Terry Fields; Dan Chadwick; Cecil Barber; Bentz Kirby, Manager.

3rd row: Dave Waple, Coach; Jeff Greenhalgh; Steve Jones; Jerome Register; Rick Bowers; Frank Sumner; Niles Murray; Delane Dacus; Marty Lefiles; Gene Felts; Alan Golden; Lee Daney; Thomas Drazdowski; Tommy Thomas, Coach.



March 16

	123	456	789	R	H	E
Morris Harvey	000	001	020	- 3	2	5
Valdosta State	102	003	52x	-13	13	1

Damron, Buchberg (7) & Cappuccio; Arnett & Branam.
(Felts 3x5, 2b-2b; Sumner 3x4; Branam 2x4, Register
2x5, 3 rbi's) WP- Arnett (1-0), LP- Damron

March 17

	123	456	7	R	H	E
Morris Harvey	000	000	0	- 0	1	1
Valdosta State	000	000	1	- 1	2	0

Perri, Klatzkin (5) & Cappuccio; Daney & Branam.
WP- Daney (1-0), LP- Klatzkin

	123	456	7	R	H	E
Georgia	100	100	0	- 2	4	3
Valdosta State	000	040	x	- 4	4	1

Nevinger, Mitchell (5) & Peele; Bowen & Branam.
WP- Bowen (1-0), LP- Nevinger

March 18

	123	456	7	R	H	E
Georgia	011	000	0	- 2	7	1
Valdosta State	020	000	1	- 3	5	1

Braswell & O'Conner; Hassell & Branam.
(Bradley 2 rbi's) WP- Hassell (1-0), LP- Braswell

	123	456	7	R	H	E
Morris Harvey	001	100	0	- 2	6	2
Valdosta State	200	030	x	- 5	8	2

Miller & Berlinsky; Dacus, LeFiles (4) & Sumner.
(Bowen 2x3, 2b-HR, 4 rbi's; Fields 2x3) WP-
LeFiles (1-0), LP- Miller

March 19

	123	456	789	R	H	E
Morris Harvey	001	000	000	- 1	8	2
Valdosta State	000	011	00x	- 2	5	4

Francis & Cappuccio; Chadwick & Branam. (Felts
2x4) WP- Chadwick (1-0), LP- Francis

March 20

With Valdosta State leading Oglethorpe 5-0, and one out in the fifth inning, a drizzle turned into a torrential down-pour, and the game was washed out. Blazer pitcher Pat Arnett lost the win.

March 21

	123	456	7	R	H	E
Kentucky	000	002	0	- 2	6	2
Valdosta State	000	132	x	- 6	9	3

Howard, France (6) & Koenen; Daney, Arnett (6)
& Branam. (Jones 2x2; Tripp 2x3) WP- Daney (2-0),
LP- Howard

	123	456	789	R	H	E
Kentucky	010	000	000	- 1	6	0
Valdosta State	000	000	100	- 1	5	1

Elliott & Foley; Bowers, LeFiles (3) & Sumner.
(Felts 2x3; Bowen HR)

March 22

	123	456	7	R	H	E
Bowling Green State	005	000	0	-	5	8
Valdosta State	110	520	x	-	9	9

Fisher & Zuppardo; Hassell & Branam. (Register 2x3; Fields 2x3; Sumner 2x4; Felts HR, 3 rbi's)
 WP- Hassell (2-0), LP- Fisher

	123	456	7	R	H	E
Bowling Green State	100	010	0	-	2	6
Valdosta State	000	001	0	-	1	5

Young & Arbinger; Dacus & Branam. (Tripp 2x3)
 WP- Young, LP- Dacus (0-1)

March 23

	123	456	789	R	H	E
DePauw	004	000	001	-	5	12
Valdosta State	410	012	02x	-	10	11

Buelow & Barry; Chadwick, Dacus (7) & Branam.
 (Sumner 3x5; Register 3x5; Felts 2x5, 2b)
 WP- Chadwick (2-0), LP- Buelow

March 24

	123	456	7	R	H	E
DePauw	003	020	0	-	5	6
Valdosta State	103	110	x	-	6	6

Walker & Dunn; Arnett & Branam. (Bradley 2x3, 2b)
 WP- Arnett (2-0), LP- Walker

	123	456	7	R	H	E
DePauw	000	000	0	-	0	4
Valdosta State	212	210	x	-	8	10

Schott, Beynon (4), Sheridan (6) & Barry; Bowers & Sumner. (Bowen 2x2, 2b-2b, 3 rbi's; Golden 2x3, 2b; Spruill 2x3) WP- Bowers (1-0), LP- Schott

March 27

	123	456	7	R	H	E
Southern Tech	000	000	0	-	0	4
Valdosta State	020	001	x	-	3	8

Prince & Newman; Daney & Branam. (Bowen 2x3, HR, 2 rbi's; Bradley 2x2; Felts HR) WP- Daney (3-0), LP- Prince

	123	456	7	R	H	E
Southern Tech	000	000	0	-	0	5
Valdosta State	001	161	x	-	9	12

Hill, Roland (5) & Newman; Hassell & Sumner.
 (Sumner 2x4, 2b, 2 rbi's; Tripp 2x3, 2 rbi's; Register 2x3; Golden 2x2; White 2x2) WP- Hassell (3-0), LP- Hill

March 28

	123	456	789	R	H	E
Florida State	100	010	010	-	3	7
Valdosta State	000	001	010	-	2	5

Fernald, Horn (8) & Sherrill; Arnett & Sumner.
 (Felts 3x4) WP- Fernald, LP- Arnett (2-1)

March 31 - West Georgia (2) and April 3 - Erskine

These games were cancelled because of rain. 13 inches fell in a five day period, and according to Head Coach Tommy Thomas (who took a correspondence course in meteorology from Duck Barnes Tech) this was the most rain since he took over at VSC in 1968.

April 2

	123	456	789	R	H	E	
Erskine	000	000	010	-	1	3	3
Valdosta State	040	000	03x	-	7	12	0

Hirst & Williams; Daney & Branam. (Sumner 3x5, 3b, 2 rbi's; Felts 2x4; Jones 3x4; Bradley 2x4; Fields 2 rbi's) WP- Daney (4-0), LP- Hirst

April 6

	123	456	789	R	H	E	
Washington & Lee	000	000	000	-	0	4	2
Valdosta State	000	004	30x	-	7	9	0

Ferrantino, Gutshall (7) & Gutshall, Cromein (7); Arnett & Sumner. (Sumner 2x5; Felts 2x4; Bowen 2x4, HR, 3 rbi's; Bradley 2x4) WP- Arnett (3-1), LP- Ferrantino

April 7

	123	456	7	R	H	E	
Washington & Lee	000	000	1	-	1	4	0
Valdosta State	000	200	0	-	2	6	3

Knauer & Cromein; Hassell & Branam. (Tripp 2x4, 2b; White 2b, 2 rbi's) WP- Hassell (4-0), LP- Knauer

April 10

	123	456	789	R	H	E	
Lewis	011	000	000	-	2	5	2
Valdosta State	110	010	00x	-	3	7	1

Freberg & Wasik; Daney & Sumner. (Jones 2x3) WP- Daney (5-0), LP- Freberg

April 11

	123	456	789	R	H	E	
Lewis	001	140	000	-	6	5	3
Valdosta State	022	300	01x	-	8	5	1

Markelz, Dybala (4) & Wasik; Arnett, LeFiles (5) & Branam, Sumner (6). (Jones 2x4; Arnett HR, 3 rbi's; LeFiles HR) WP- LeFiles (2-0), LP- Markelz

April 12

	123	456	789	R	H	E	
Lewis	000	100	000	-	1	4	2
Valdosta State	000	000	000	-	0	2	0

Brennan & Wasik; Bowen & Branam. WP- Brennan, LP- Bowen (1-1)

April 13

	123	456	78	R	H	E	
Ashland	200	000	00	-	2	8	0
Valdosta State	000	002	01	-	3	7	1

Kravec & Ickes; Bowers & Sumner. (Tripp 2x3; Golden 2 rbi's) WP- Bowers (2-0), LP- Kravec

123 456 7 R H E
 Ashland 003 002 C - 5 7 1
 Valdosta State 000 010 2 - 3 8 1
 May, Feirbaugh (6) & Ickes; Hassell, Chadwick
 (6) & Sumner. (Sumner 3x4, 2b; Jones 2x4; Felts
 2x3, 2b) WP- May, LP- Hassell (4-1)

April 14 @ Savannah, Ga.

123 456 7 R H E
 Valdosta State 001 200 0 - 3 5 0
 Armstrong State 000 220 x - 4 6 3
 Daney & Branam; Manor & Sharpe. (Fields 2x3,
 3b; Jones 2 rbi's) WP- Manor, LP- Daney (5-1)

123 456 7 R H E
 Valdosta State 201 002 2 - 7 15 1
 Armstrong State 002 100 0 - 3 7 1
 Dacus, Arnett (4) & Sumner; Holland & Sharpe.
 (Felts 3x5; Sumner 2x5, 2b; Jones 3x4; Golden 2x4)
 WP- Arnett (4-1), LP- Holland

April 17 @ Tallahassee, Fla.

123 456 789 1011 R H E
 Valdosta State 000 001 034 0 0 - 8 10 3
 Florida State 120 000 005 0 1 - 9 16 2
 Arnett, LeFiles (8), Bowen (9), Daney (9), Hassell (11)
 & Sumner; Farmer, O'Brien (8), Rice (9), Guemple (11) &
 Lee, Sherrill (10). (Jones 3x6, 3b, 2 rbi's; Sumner 2x5;
 Tripp 2x5, 2b, 3 rbi's) WP- Guemple, LP- Daney (5-2)

April 19 @ Atlanta, Ga.

1 23 456 7 R H E
 Valdosta State (12) 00 021 0 -15 9 0
 Oglethorpe 0 00 000 0 - 0 3 6
 Chadwick & Branam; Dayton, Hershauer (1) & Barrett.
 (Register 2x3, 2 rbi's; Spruill 2x3, 2 rbi's) Wp-
 Chadwick (3-0), LP- Dayton

April 21

123 456 7 R H E
 St. Leo 100 000 1 - 2 4 2
 Valdosta State 000 010 0 - 1 4 1
 Stewart & Sallinger; Daney & Sumner. (Golden
 2x2) WP- Stewart, LP- Daney (5-3)

123 456 78 R H E
 St. Leo 000 020 20 - 4 10 2
 Valdosta State 010 011 11 - 5 9 1
 Deltoro, Ricci (7) & Sallinger; Arnett, LeFiles
 (8) & Sumner. (Felts 2x4, 3b; Tripp 2x4; Bowen HR)
 WP- LeFiles (3-0), LP- Ricci

April 22

123 456 789 R H E
 Purdue-Calumet 200 000 000 - 2 4 1
 Valdosta State 101 203 00x - 7 12 4
 Repko & Toth; Hassell & Branam. (Jones 2x4;
 Felts 2x4, 3b, 2 rbi's; Sumner 3x4; Tripp 3x4, 2 rbi's)
 WP- Hassell (5-1), LP- Repko

	123	456	7	R	H	E
Purdue-Calumet	101	000	1	-	3	8 6
Valdosta State	143	261	x	-	17	14 2

Ridgley, Vaznonis (5) & Smith; Bowers & Branam.
 (Jones 2x3; Murray 2 rbi's; Fields HR, 3 rbi's;
 Branam 2x4) WP- Bowers (3-0), LP- Ridgley

April 23 @ Americus, Ga.

	123	456	789	R	H	E
Valdosta State	020	050	103	-	11	17 7
Ga. Southwestern	013	010	012	-	8	12 6

Dacus, LeFiles (5) & Sumner; Jenkins, Brown (6)
 & Lopney. (Jones 2x6, 3 rbi's; Felts 4x6, 2b, 3b,
 2 rbi's; Sumner 2x6; Tripp 3x5; Bowen 3x5, 2b-2b;
 Fields 2x4, 3b) WP- LeFiles (4-0), LP- Jenkins

April 24

	123	456	789	101112	131415	R	H	E
Mercer	003	000	100	0 0 0	0 0 0	-	4	8 4
Valdosta State	020	000	110	0 0 0	0 0 1	-	5	13 5

Sims & Dennis; Chadwick & Sumner. (Sumner 2x6; Tripp 2x6;
 Golden 2x5; White 2x6; Register 2x6, 2b) WP- Chadwick (4-0),
 LP- Sims

April 28

	123	456	7	R	H	E
Mercer-Atlanta	002	100	0	-	3	4 2
Valdosta State	000	000	0	-	0	1 1

Thomas & Moreland; Arnett & Sumner. WP- Thomas,
 LP- Arnett (4-2)

	123	456	7	R	H	E
Mercer-Atlanta	100	111	1	-	5	6 3
Valdosta State	023	201	x	-	8	9 3

Hurst, Horne (3) & Moreland; Hassell, LeFiles
 (6) & Sumner. (Felts 2x3; Tripp 4x4, 2b) WP-
 Hassell (6-1), LP- Hurst

April 29 @ Statesboro, Ga.

	123	456	789	R	H	E
Valdosta State	000	000	000	-	0	4 3
Georgia Southern	014	105	10x	-	12	14 1

Daney, LeFiles (3), Bowers (7), Dacus (8) & Sumner,
 Branam (7); Griggs, Kruppa (7) & Tamargo. WP- Griggs,
 LP- Daney (5-4)

	123	456	7	R	H	E
Valdosta State	100	201	1	-	5	6 1
Georgia Southern	201	410	x	-	8	9 1

Bowen, LeFiles (4), Dacus (5), Bowers (6) & Branam,
 Sumner (5); Bigwood, Kruppa (7) & Tamargo. (Jones
 2x4, 2b-2b; Felts 2x3; Bowen HR, 2 rbi's) WP-
 Bigwood, LP- Bowen (1-2)

May 2

	123	456	789	R	H	E	
Ga. Southwestern	000	000	000	-	0	4	0
Valdosta State	012	021	00x	-	6	13	0

Bales & Looney; Chadwick & Sumner, Branam (8).
(Tripp 2x3; Felts 2x4, 3b; Bowen 2b, 2 rbi's;
Register 3x4) WP- Chadwick (5-0), LP- Bales

May 3

	123	456	7	R	H	E	
Columbus	100	000	1	-	2	6	0
Valdosta State	000	000	0	-	0	4	1

Chadwick & Chaffer; Daney & Sumner. WP- Chadwick,
LP- Daney (5-5)

	123	456	78	R	H	E	
Columbus	000	010	10	-	2	8	5
Valdosta State	002	000	01	-	3	6	3

Carroll & Chaffer; Arnett & Sumner. (Jones 2x4;
Tripp 2 rbi's) WP- Arnett (5-2), LP- Carroll

May 5 @ Macon, Ga.

	123	456	789	1011	R	H	E		
Valdosta State	011	000	000	0	1	-	3	11	4
Mercer	000	000	020	0	0	-	2	8	2

Hassell, LeFiles (10) & Sumner; Payton & Dennis.
(Bowen 2x4, 2b; White 2x4, 2 rbi's) WP- LeFiles (5-0),
LP- Payton

May 10 @ Columbus, Ga.

	123	456	7	R	H	E	
Valdosta State	000	101	0	-	2	4	2
Columbus	000	001	0	-	1	4	3

Daney & Sumner; Chadwick & Chaffer; WP- Daney
(6-5), LP- Chadwick

	123	456	7	R	H	E	
Valdosta State	401	001	0	-	6	11	3
Columbus	010	000	0	-	1	5	3

Arnett & Sumner; Carroll, Mallory (3) & Chaffer.
(Bowen 2x4; Arnett 2x3, 2 rbi's; Jones 2x3;
Fields 2 rbi's) WP- Arnett (6-2), LP- Carroll

May 11

	123	456	789	R	H	E	
USF-St. Petersburg	000	001	000	-	1	6	1
Valdosta State	150	110	00x	-	8	11	2

Kolb, Pollock (3), Chalapowski (6) & Valenty;
Hassell, Bowen (7) & Sumner, Branam (7). (Sumner
2x4, 2 rbi's; Felts 2x3, 3b; Register 2x2, 2 rbi's)
WP- Hassell (7-1), LP- Kolb

May 12

	123	456	7	R	H	E	
USF-St. Petersburg	000	000	0	-	0	2	3
Valdosta State	020	000	x	-	2	9	0

Schali & Valenty; Chadwick, Bowers (5) & Sumner.
(White 2x2, 2b; Jones 2x3) WP- Chadwick (6-0),
LP- Schali

For Thomas, Baseball Isn't Everything

By MIKE CHASON

How could anybody dislike Tommy Thomas? From fans, players and even opposing coaches, the message is always the same ... Thomas is just a hard guy not to get along with.

The nice-guy image of the 36-year-old Valdosta State College head baseball coach is so evident that his assistant considers it his only flaw.

"If there's anything wrong with Tommy, it's that he's too nice," VSC assistant coach Dave Waples said. "I've been around him for five years, and I haven't found a fault yet.

"He's just a charm to work with. If you can't work with him, you can't work with anybody."

Almost the exact opposite of the soft-spoken Thomas, Waples admits his sometimes off-color language and fiery temper may have had an adverse effect.

"I may have helped soil Tommy's character," Waples said. "I think he's changed a little over the years, and I think I've had an influence on that.

"He had never been thrown out of a game before I started working with him, and now he's been thrown out of three. What usually happened was that I would set the guy (umpire) up. Then Tommy would say one little thing and the guy blows up.

"And I loved every minute of it."

Thomas admits he has been criticized in the past for not defending his players enough during his 10-year stint as the VSC head coach.

"As I grew up, it was my characteristic of not really getting too hot with the umpires," Thomas said. "The person I got hottest at was myself. I still feel that way. Very few times can you say the result of a game depended on officiating."

Thomas' father, Fred, knows only too well how honest with the officials Tommy has always been.

"He's never been one to raise a lot of hell with the umpires," the elder Thomas, who has watched his son go through every phase of baseball from midget league to college in Valdosta, said.

Newsmakers

... A Special Insight

"He puts honesty above anything else in his play. I've seen him miss second base and then go back and touch it when nobody else knew it. I'm just real proud of him."

Although players are usually a hard lot to satisfy as far as coaches go, most of those who have played under Thomas have only good things to say.

"I owe coach Thomas everything," former VSC outfielder Jerome Register said. "He really helped me a lot."

After a mediocre junior college career, Thomas took a chance on Register. The former Lowndes High School standout made the most of the opportunity and became a starting rightfielder, eventually drafted by the pros.

Thomas never had a chance at major league stardom, but did enjoy an outstanding high school career at Valdosta before moving into the VSC starting lineup.

An accident in his senior year at VHS almost ended his career prematurely.

"He was over in Waycross about the first game of the season," his father said, "and a pitch hit him right on the side of the head. It caused his brain to swell.

"For about three or four months there, he couldn't even talk. His ability to change thoughts into words or deeds was destroyed. As the brain decreased in size, he gradually began to come back.

"It gave me the biggest scare of my life."

But Thomas did survive the accident and played baseball under Gary Colson and Billy Grant at VSC. Grant, now the VSC athletic director, also coached Thomas in high school.

After graduation from VSC with a degree in business administration, Thomas abandoned the athletic field for the first time in his life to work for IBM in Tallahassee,

Fla.

"I didn't like the idea of my normally tanned complexion turning white from being in a windowless office in the middle of a building all the day," Thomas said. "So I quit after 10 months."

From the world of big business, Thomas turned to teaching everything from spelling to geography at Morven Junior High School. He got a taste of coaching in Morven and decided that was the direction he ought to set his life in.

Two years later, he had a degree in physical education from Georgia Southern and a coaching job at Wilkinson County (Irwinton).

His relationship with Grant brought him back to Valdosta for a job at VSC in the fall of 1967. Two weeks before baseball season started in the spring, he was named head coach, taking over for Grant.

"The idea was that I would serve as Bill's assistant for two years," Thomas said. "But he just had so much to do, he told me to go ahead and take the team."

Over 300 victories later, Thomas still has it. In fact, his club is playing in the NCAA Division II national tournament this weekend.

And somehow, he has accomplished it all without a wife at his side.

"I'm not against the sacred vow of matrimony or anything," Thomas said. "I still look forward to the day when I may have a wonderful person to live with the rest of my life."

"I guess the reason I haven't gotten married is just a matter of being occupied with all the things I have to do."

Thomas points to his family and his religion as the most important things in his life.

He still lives at home with his parents and teaches Sunday school at St. John The Evangelist Catholic Church.

"Baseball drives me nuts sometimes, but it's definitely not the most important thing in my life," Thomas said. "But I'm doing what I want to do, and what I like to do best."



— Times Staff Photo.

Tommy Thomas: Lives Up To Image



Diamond Blazers Notch Four Wins

SUNDAY				
Georgia	ab	r	h	rbi
Baker SS	2	1	0	0
Turner CF	4	0	1	0
Johnson 3B	3	0	1	1
Winslette 1B	3	0	0	0
Carp LF	3	0	1	0
Okunw RF	3	0	0	0
Wilson 2B	2	0	1	0
O'Connor, C	2	0	1	0
Braswell P	3	0	2	1
Totals	26	2	7	2
Valdosta State	ab	r	h	rbi
Sumner RF	4	0	1	1
Tripp 2B	2	0	0	0
Felts LF	3	0	0	0
Bowen CF	2	1	1	0
Branam C	2	0	0	0
Jones 1B	2	1	0	0
Bradley 3B	3	0	1	2
Fields SS	3	0	1	0
Hassell P	3	1	1	0
Totals	26	3	5	3
Georgia	.011 24 3 0-2-7			
Valdosta	.020 000 1-3-5-0			
E — Corp. — Bowen				
DP — Baker to Wilson to Winslette				
LOB — Ga. 6, VSC — 4				

SPECIAL TO THE TIMES

Valdosta State College's Blazers racked up four victories during a busy weekend of baseball here.

On Saturday coach Tommy Thomas' Blazers, who now sport a 5 - 0 record, trimmed the Morris Harvey Golden Eagles, 1-0, and defeated the

Georgia Bulldogs, 4-2.

Then on Sunday VSC was a 3-2 victor over Georgia and 5-2 winner over Morris Harvey, while the Bulldogs from Athens trimmed the Eagles from Charleston, W. Va., 5-2.

All games were seven innings.

In three of their four victories the Blazers got route-going hill performances from Lee Daney, Sam Bowen and Andy Hassell. Reliever Marty LeFiles picked up the fourth win.

Saturday's opener saw VSC score its game-winning run against Morris Harvey in the bottom of the seventh. The Blazers loaded up the bases and Vince Musashe scored on squeeze plays which saw Bobby Tripp lay down a perfect bunt.

A four-run outburst in the fifth inning gave VSC its 4-2 win over Georgia on Saturday. During the big frame VSC mixed a double by Steve Jones and singles by Jerome Register and Tripp with two Georgia errors a wild pitch and a fielder's choice to account for the four markers.

On Sunday the winning run for VSC against Georgia came in the bottom of the second. The count was deadlocked at 2-2 and there were two outs when Hassell doubled. Frank Sumner followed with a single to bring Hassell home and give the Blazers a victory.

A three-run homer by Sam Bowen in the bottom of the fifth frame broke a 2-2 deadlock and led VSC to its 5-2 win over Morris Harvey.

The three teams were slated to play two more games here today.

Box Scores

SATURDAY				
Georgia	ab	r	h	rbi
Turner CF	2	1	0	0
Barker SS	3	0	0	0
Johnson RF	3	0	0	0
Graffuh 1B	2	0	1	1
Carp LF	2	1	1	0
Herbs 3B	3	0	0	0
Thompson 2B	2	0	1	0
Poole C	3	0	0	0
Nevinger P	2	0	0	0
Mitchell P	0	0	0	0
Totals	24	2	4	1
Valdosta State	ab	r	h	rbi
Sumner	3	1	0	0
Tripp 2B	3	0	1	1
Felts CF	3	0	0	1
Bowen P	3	0	0	0
Branam C	3	0	0	0
Jones 1B	3	1	1	0
Register LF	3	1	1	1
Bradley 3B	2	1	1	0
Fields SS	2	0	0	0
Starling RF	0	0	0	0
Totals	25	4	4	3
Georgia	.100 100 0-2-4-3			
Valdosta	.000 040 x-4-4-0			
E — Sumner, Herbs 2, Thompson.				
2B — Jones				
SB — Sumner, Bowen				

2B Bowens, Hassell					
ip	h	r	er	bb so	
Braswell (L)	6	2	5	3	4 2
Hassell (W)	7	7	2	1	3 3
Morris Harvey	ab	r	h	rbi	
Russo LF	2	1	0	0	
Carlucci SS	4	0	2	0	
Amburgey 2B	4	0	2	1	
Smoot 3B	4	1	0	0	
Linklater 3B	3	0	1	0	
Hall RF	4	0	0	0	
Chambers CF	2	0	0	0	
Berlinsky C	2	0	1	0	
Miller P	2	0	0	0	
Riffberg	0	0	0	0	
Totals	27	2	4	1	
Sumner	ab	r	h	rbi	
Tripp 2B	3	0	1	0	
Felts LF	3	2	1	0	
Bowen CF	3	2	2	4	
Register RF	3	0	1	1	
White, 3B	2	0	1	0	
Jones 1B	3	0	0	0	
Fields SS	3	0	2	0	
Golden DPH	3	0	0	0	
Dacus P	0	0	0	0	
LeFiles P	0	0	0	0	
Starling RF	0	0	0	0	
Totals	25	5	8	5	
Morris Harvey	.001 100 0-2-4-3				
Valdosta State	.200 030 x-5-8-2				
E — Berlinsky 3, Jones, Dacus					
2B — Bowen					
HR — Bowen					

MORRIS HARVEY					
ip	h	r	er	bb so	
Nevinger	4	1	3	5	4 1 0 0 0
Mitchell	1	2	3	0	0 0 0 0 0
Bowen (W)	7	3	2	1	5 11
Morris Harvey	ab	r	h	rbi	
Frank LF	2	0	0	0	
Carlucci SS	3	0	0	0	
Amburgey 2B	2	0	1	0	
Smoot 3B	2	0	0	0	
Linklater 3B	3	0	0	0	
Cappussio C	3	0	0	0	
Hall CF	2	0	0	0	
Burchberg RF	2	0	0	0	
Perrin P	1	0	0	0	
Valdosta	ab	r	h	rbi	
Sumner RF	3	0	0	0	
Tripp 2B	3	0	0	1	
Felts LF	2	0	0	0	
Bowen LF	2	0	0	0	
Branam C	3	0	0	0	
Jones 1B	2	0	1	0	
White 3B	0	2	0	0	
Fields SS	3	0	1	0	
Golden DPH	1	0	0	0	
Dacus P	0	0	0	0	
Musashe	0	1	0	0	
Spruill	0	0	0	0	
Totals	21	1	2	1	
Morris Harvey	.000 000 0-0-1-1				
Valdosta	.000 000 1-1-2-0				
E — Linklater					
LOB — Morris Harvey 3, Valdosta 9.					
SB — Bowen, Felts.					

VALDOSTA STATE					
ip	h	r	er	bb so	
Miles (L)	6	8	5	2	3 2
Dacus	3	2	3	6	2 1 6 3
LeFiles (W)	3	1	3	0	0 0 2
Perrin	ip	h	r	er	bb so
Perrin	4	1	0	0	3 0
Kitazaki	3	1	1	0	2 0
Daney	7	1	0	0	3 4

Valdosta Takes Two

VALDOSTA, Ga. — Lee Daney and Sam Bowen turned in a pair of mound sparklers Saturday as Valdosta State defeated Morris-Harvey, 1-0, and the University of Georgia, 4-2.

Winning run in the Harvey test came on an error, wild pitch, two walks and a suicide squeeze by Bobby Tripp which sent Bob White across the plate after two were out in the seventh.

In the nightcap, Bowen struck out 11 Bulldogs as VSC collected all of its runs in the fifth.

Finally the strain of throwing that round horsehide covered object got too much for Pat Arnett and Co. At the time of this writing, the Blazers had dropped five of their last 11 outings.

Lee Daney, who looked to be a potential superstar by notching five straight triumphs, has now picked up three consecutive losses. Danny Chadwick and Rick Bowers lead the staff with matching 3-0 records, but neither of these men have attained a role in the starting rotation.

For the regulars, Pat Arnett and Andy Hassell hold down identical 5-1 marks. Arnett's sole loss came at the hands of Florida State when the Seminoles edged the Blazers by a 3-2 margin. Marty Lefiles has looked great in relief and has picked up a 2-0 record for his efforts.

That fabulous Blazer hitting machine which I heard so much about before the season began is now starting to materialize.

Gene Felts, everybody's All American in 1972, is gunning for AA honors again this year by leading the team with a .352 mark. Although his average tops the team, one must remember that this 6-2 Lakeland, Ga. native went into last May last season batting .424!!!

Al Golden and Jerome Register are both swinging the wood at a .333 clip followed by Steve Jones at .324. Jones has been by far the most consistent Blazer batsman in recent games. Frank Sumner rounds out the list of regulars over the .300 mark with his .318 average.

Waples claims that the Blazer slump can be attributed to an erratic pitching staff and untimely hitting. I believe the pitchers are just settling down to normal. They were throwing a notch or two better than they really were at the beginning of the year. They are still doing a more than adequate job.

As for hitting, I agree with Waples. It has been extremely untimely. In fact, we have several space swingers. There is a lot of space between their bat and the ball.

With Columbus and Georgia Southern coming up, Thomas and Waples had better put a fire under the Blazers or VSC baseball will be a thing of the past all too soon.

Valdosta State	ab	r	h	rbi		
Jones, lb	6	1	3	2		
Felts, lf	6	0	1	0		
Sumner, c	5	1	2	0		
Bowen, c-p	4	1	1	0		
Golden, rf	4	0	1	0		
Tripp, 2b	5	3	2	3		
Bradley, 3b	6	0	0	0		
Fields, ss	4	1	0	0		
Arnett, p	3	0	0	0		
Lefiles, p	1	0	0	0		
Register, lf	0	0	0	0		
Daney, p	0	0	0	0		
Hassell, p	0	0	0	0		
Starling, rf	1	0	0	0		
TOTALS	45	8	10	5		
Florida State	ab	r	h	rbi		
Colzie, 3b	3	1	0	0		
Rosa, lb	4	0	1	0		
Snyder, cf	6	1	2	1		
Langford, lf	5	1	2	1		
Lee, c	4	0	2	0		
Williams	4	0	1	0		
Brand, rf	6	1	3	2		
Essey, ss	4	1	1	0		
Farmer, p	3	0	2	2		
Carroll, lb	0	1	0	0		
Galley	1	0	1	0		
Sherril, c	0	1	0	0		
Tebbins	0	1	0	0		
Rice, p	0	0	0	0		
O'Brien, p	2	1	1	1		
Guemple, lf	0	0	0	0		
Foxwell	0	0	0	0		
TOTALS	44	9	16	7		
VSC	000	001	034	00-8-10-3		
FSU	120	000	005	01-9-16-2		
E -	Rosa, Farmer, Bradley, Arnett, Bowen.					
DP -	Jones (unassisted)					
LOB -	FSU 11, VSC 11.					
2B -	Langford, O'Brien, Tripp.					
3B -	Farmer, Jones.					
SF -	Arnett.					
	ip	h	er	er	bb	so
Arnett	7	9	3	2	4	4
Lefiles	1	3	3	4	4	1
Bowen	1-31	1	1	1	2	0
Daney (L, 5-2)	1-23	2	1	1	1	1
Hassell	0	1	0	0	0	0
Farmer	7	6	2	1	4	7
Rice	2	1	0	0	0	2
Rice	2	1	0	0	0	2
O'Brien	1	3	6	5	2	2
Guemple (W, 1-0)	1	0	0	0	0	0
BALK -	Hassell.					

Seminoles Nip Valdosta State

TALLAHASSEE, Fla. — in the high-scoring, see-saw game into extra innings. There was a parade of pitchers as Florida State University's Seminoles edged Valdosta State College's Blazers, 9-8, in an 11-inning baseball duel here Tuesday.

With the win coach Jack Stallings' Seminoles boosted their record to 22-7. Coach Tommy Thomas' Blazers now have a 29-6-1 mark.

VSC used five hurlers in the game and Florida State called on four moundsmen for duty

The Seminoles rapped out 16 hits, four of them for extra bases. VSC accounted for 10 safeties, including a double by Bobby Tripp and a triple by Steve Jones.

Florida State owned an early three-run lead, but mid-way the ninth Valdosta State had moved out front 8-3. A five-run outburst by the Seminoles in the bottom of the ninth deadlocked the count at 8-8 and set the

Two frames later FSU scored to tip the scales in its favor.

The Blazers are to return to action on Thursday when they go to Atlanta for a contest with Oglethorpe University's Stormy Petrels.

VSC Tops Lewis In Scoring Duel

By TIMES STAFF WRITER

Valdosta State College's baseball Blazers built up an early five-run lead then held on to a game here Wednesday. With the triumph coach Tom-

my Thomas' Blazers boosted their record to 18-2-1. Lewis and the team from Illinois were to wind up a three-game series with a contest here this afternoon. The Blazers are

to host Ashland (Ohio) College in a twin-bill Friday (2 p.m.) and on Saturday they will go to Savannah for a doubleheader with Armstrong State College's Pirates.

In yesterday's contest there were just 10 hits in the game, five for VSC and five for Ashland. Among them, however, were three homers.

Valdosta State's starting pitcher Pat Arnett rapped one out with two teammates aboard in the fourth inning then relief hurler Marty LeFiles hit a solo homer in the eighth. Lewis' Al Wasik homered for the visitors.

LeFiles, who came on in relief of Arnett in the fifth frame, got credit for the win and now has a 2-0 hill record. Lewis starter Don Marketz took the loss. It was his first pitching decision of the season.

	ab	r	h	rbf
Lewis	3	1	0	0
Manderino, 2b	3	1	0	0
Saccomanno, lf	3	1	0	0
Onyio, cf	3	1	0	0
Wasik, c	4	1	1	3
Crowley, 1b	5	1	1	1
Alessio, ss	3	0	0	0
Verban, dh	4	0	0	0
Mariarty, 3b	3	0	1	1
Shortley, rf	4	1	1	0
Marketz, p	0	0	0	0
Dybala, p	0	0	0	0

TOTALS 32 6 5 5

	ab	r	h	rbf
Valdosta State	3	1	0	0
Sumner, rf, c	3	0	0	0
Tripp, 2b	3	0	0	0
Felts, lf	3	1	0	0
Bowen, cf	3	1	1	0
Jones, 1b	4	1	2	0
Branam, c	2	1	0	0
Bradley, 3b	2	0	0	1
Fields, ss	2	1	0	0
Arnett, p	2	1	1	3
LeFiles, p	2	1	1	1
Starling, rf	0	0	0	0

TOTALS 26 8 5 5

Lewis 001 140 050-6-5-3

VSC 022 300 01x-8-5-1

E — Jones, Crowley, Alessio, Dybala.

DP — Bradley to Tripp to Jones, Alessio to Manderino to Crowley.

2B — Mariarty.

2B — Shortley.

HR — Arnett, LeFiles, Wasik.

SB — Manderino, Sumner.

SF — Bradley.

5

Marketz (L, 0-1) 3 1 3 3 7 5 5 2

Dybala 4 2 3 2 1 1 2

Arnett 4 1 3 4 6 6 4 3

LeFiles (W, 2-0) 4 2 3 1 0 0 3 3

HBP — By Arnett (Manderino).

WP — Marketz — (2).

The Valdosta Daily Times, Fri., Apr. 13, 1973 —15—

Diamond Blazers Beaten By Lewis

By TIMES STAFF WRITER

A torrid pitching duel between Tom Brennan and Sam Bowen was the feature attraction as Valdosta State College's baseball Blazers 1-0 in a game here Thursday.

The loss was only third this season for coach Tommy Thomas' Blazers against 18 wins and a tie. Lewis now has a 2-3 chart.

Lewis' Brennan allowed just two hits, issued only one walk and struck out seven as he became the first pitcher to notch a shutout win against the Blazers' this season. Brennan now has a 2-0 mark.

VSC's Bowen was nicked for just four hits, all singles. He walked four and whiffed 11. The loss leveled his hill record off at 1-1.

Lewis' and the game's only run came in the fourth inning. Mike Manderino singled, advanced to third on another single by Joe Saccomanno and then scored on a passed ball.

The game's only extra base hit was a double by the Blazers' Frank Sumner.

VSC was to face Ashland (Ohio) College in a doubleheader here this afternoon. The Blazers are to make their first road trip of the season when they go to Savannah for a twin-bill with the Armstrong State College Pirates on Saturday.

	ab	r	h	rbf
Lewis	3	1	1	0
Manderino, 2b	3	0	2	0
Saccomanno, lf	2	0	0	0
Onyio, cf	4	0	0	0
Wasik, c	4	0	0	0
Crowley, rf	4	0	0	0
Mariarty, 3b	4	0	1	0
Verban, dh	4	0	1	0
Conte, 1b	2	0	0	0
Alessio, ss	3	0	0	0
Brennan, p	0	0	0	0

	ab	r	h	rbf
Valdosta State	4	0	1	0
Sumner, rf	4	0	0	0
Tripp, 2b	4	0	0	0
Felts, cf	4	0	0	0
Bowen, p	4	0	0	0
Jones, 1b	4	0	0	0
Golden, lf	3	0	1	0
Bradley, 3b	3	0	0	0
Branam, c	2	0	0	0
Fields, ss	3	0	0	0

TOTALS 31 0 2 0

Lewis 000 100 000-1-4-2

VSC 0 000 000 000-0-0-0

DP — Alessio, Wasik.

DP — Fields to Tripp to Jones.

LOB — Lewis — 6, VSC 5.

2b — Sumner.

SB — Onyio, Wasik, Saccomanno.

5


Brennan (W, 2-0) 9 2 0 0 1 7

Bowen (L, 1-1) 9 4 1 0 4 11

HBP — Manderino, by Bowen.

WP — Bowen.

PB — Branam 2.



White and Arnett

Blazers Defeat Columbus Twice

SECOND GAME						
Valdosta State	ab	r	h	rbi		
Sumner C	3	0	0	1		
Bradley 2B	4	0	1	0		
Felts LF	4	1	1	0		
Bowen CF	4	2	2	0		
Register RF	4	1	1	1		
Arnett P	3	1	2	2		
Jones 1B	3	1	2	0		
Fields SS	3	0	1	2		
Spruill 3B	3	0	1	0		
Totals	31	6	11	6		
Columbus	ab	r	h	rbi		
Perry CF	3	0	1	1		
Bell 3B	4	0	0	0		
Chaffer C	4	0	1	2		
Kleekamp RF	4	0	1	0		
Howard 1B	3	1	1	0		
Horne DPH	3	0	0	0		
Crawford 2B	3	0	1	0		
Ridenour SS	3	0	0	0		
Helmis LF	2	0	0	0		
Carroll P	0	0	0	0		
Mallory P	0	0	0	0		
Totals	29	1	5	3		
Valdosta State	401	001	04-11-3			
Columbus	010	000	01-5-3			
E	— Bell, Howard, 2, Bradley, Jones					
2	— Ridenour to Howard					
LOB	— VSC 5, Columbus 9					
2B	— Register, Kleekamp					
SB	— Bowen					
SF	— Sumner					
	ip	h	r	er	bb	so
Arnett (W, 7-3)	7	5	1	0	1	3
Carroll (L, 2-3)	2	6	5	1	0	3
Mallory	5	5	1	0	0	0

By TIMES STAFF WRITER

Valdosta State College's baseball Blazers swept a doubleheader with Columbus College's Cougars at Columbus Thursday.

Coach Tommy Thomas' Blazers posted a 2-1 win in the first game and notched a 6-1 victory in the second contest. VSC now has a 32-11-1 record and the Cougars own a 25-14 mark.

While VSC is still awaiting official word, indications are that the Blazers will be selected as the at-large team to play in the National Association of Intercollegiate Athletics (NAIA)

District 25 playoffs next week.

There is also the possibility that VSC, which has won the District 25 crown the last four years, will host the playoffs.

In the opening game at Columbus yesterday VSC got one run in the fourth when Sam Bowen singled, stole second and then scored when Jerome Register singled.

What turned out to be VSC's winning run came in the sixth inning. Frank Sumner walked, advanced to second on a Columbus error. Bobby Tripp followed with a single and when the Cougars made a throwing error, Sumner scored.

In the first game Tripp, a standout at second base for VSC all season, suffered a broken finger. He did not see action in the second game.

The hill win in the opener went to Lee Daney, who allowed just four hits, walked three and struck out seven. Daney now has a 6-5 mark.

In the second game the Blazers racked up four runs in the first inning and then stayed out front to the finish. VSC got those four tallies by combining singles by Bowen, Pat Arnett, Jerry Jones and Terry Fields with a pair of Columbus fielding miscues.

Arnett went the distance on the hill. He gave up just five hits, issued just one walk and struck out five. He now has a 7-3 pitching record.

Valdosta State was to face South Florida University-St. Petersburg Branch in a single game here today 3 p.m. and then meet the same team in a twin-bill here on Saturday (1 p.m.). Saturday's doubleheader will mark the close of regular season play for VSC.



FIRST GAME

Valdosta State	ab	r	h	rbi		
Sumner C	3	0	1	0		
Tripp 2B	3	0	1	1		
Felts LF	3	0	0	0		
Bowen CF	3	1	1	0		
Register RF	2	0	1	1		
Arnett DPH	3	0	0	0		
Jones 1B	3	0	0	0		
Fields SS	3	0	0	0		
Spruill 3B	2	0	0	0		
Daney P	0	0	0	0		
Bradley 2B	0	0	0	0		
Totals	23	2	4	2		
Columbus	ab	r	h	rbi		
Perry CF	3	0	1	0		
Bell 3B	4	0	1	0		
Chaffer C	4	0	0	0		
Kleekamp RF	3	1	0	0		
Chester DPH	3	0	0	0		
Crawford 2B	3	0	1	1		
Howard 1B	3	0	1	0		
Ridenour SS	1	0	0	0		
Helmis LF	3	0	0	0		
Chadwick P	0	0	0	0		
Totals	27	1	4	1		
Valdosta State	000	101	0	2-4-2		
Columbus	000	001	0	1-4-3		
E	— Tripp, Jones, Kleekamp, Ridenour, Chadwick					
DP	— Ridenour, Crawford, Howard					
LOB	— VSC 2, Columbus 8					
SB	— Felts, Bowen					
	ip	h	r	er	bb	so
Daney (W, 6-5)	7	4	1	0	3	7
Chadwick (L, 7-2)	7	4	2	1	3	2

District Crown Is Up For Grabs

By SAMMY GLASSMAN

Four teams with impressive records will be in the field when the three-day battle for the National Association of Intercollegiate Athletics (NAIA) District 25 baseball crown begins here Wednesday.

Host for the event will be coach Tommy Thomas' Blazers who own a 35-11-1 record and will come into the playoffs with a seven-game victory streak going. Valdosta State is top seeded and the Blazers are going after their fifth consecutive district crown, having won the title in 1969, 1970, 1971, and 1972.

Shorter College's Hawks from Rome, Ga., are second seeded. Coach Hamp Alexander's charges posted a 23-3-1 record in their march to the Georgia Intercollegiate Athletic Conference (GIAC) championship.

Coach Charlie Ragsdale's Columbus College's Cougars are third seeded and they own a 25-14 mark. West Georgia College's Braves from Carrollton round out the field. Coach Archie White's charges are 17-7 after playing a tough schedule.

The playoffs are to be staged at the VSC diamond, which is located on the school's north campus. Wednesday's slate calls for Shorter to meet Columbus at 11 a.m. and for Valdosta State to go against West Georgia at 2 p.m. The losers of the first two games are to tangle at 5 p.m.

On Thursday a winner's bracket game is slated for 1 p.m. and a loser's bracket contest is on tap for 4 p.m. The



TOMMY THOMAS
Blazers' Coach

finals are to be played Friday. Action that day is to start at 1 p.m. If another game is needed to settle the title issue it will follow at 4 p.m.

The District 25 champ will earn a berth in the NAIA Area 5 playoffs which are slated for May 24 - 26 at Knoxville, Tenn. The area champ in turn, will claim a spot in the NAIA national tourney which is to be played June 1-5 at Phoenix, Ariz.

West Georgia's leading pitcher is Butch Henshaw, who owns a 7-2 record. The Braves leading hitter is outfielder Tim Dedmon, who has a .405 batting mark.

Columbus' hill staff is led by Chuck Chadwick, who has a 7-2 record and a 1.53 earned run average. Bobby Howard, with a .406 average, and Butch Bell, with a .321 average, as the Cougars' leading hitters.

For Shorter junior lefthander Lamar Wright in the ace of ace on the Hawks' hill staff. This

season he has an 11-0 record and a 1.23 ERA. Counting six games he won at the close of the 1972 season, he has a 16-game victory streak going. In three seasons of collegiate competition he has a combined record of 29-2.

Another top mound performer for the GIAC champs is David Chester, who has a 6-3 record and a 1.26 ERA. The Hawks leading hitters include Vaughn Robins, .358; Ken Kizziah, .351 and Pete Summers, .360. Kizziah is the team's runs batted in leader with 24.

Batting averages for the Blazers, which do not include their last two regular season games, follow:

Gene Felts, .342; Jerome Register, .333; Frank Sumner, .297; Bobby Tripp, .296; Steve Jones, .294; Bob White, .278; Dudley Spruill, .278; Alan Golden, .254; Sam Bowen, .250; Pat Arnett, .250; John Bradley, .222; Ralph Starling, .214; Terry Fields, .205 and Darrell Branam, .145. As a team VSC has a .272 average.

Bowen is the RBI leader with 27, followed by Felts, 22; Register, 21; Tripp, 20; Sumner, 17, and Jones 14. Bowen has rapped six homers to lead in that department Felts is the leading base stealer with 15.

Won-loss record for VSC's pitching staff follow:

Marty LeFiles, 6-0; Danny Chadwick, 5-0; Rick Bowers, 4-0; Andy Hassell, 7-1; Pat Arnett, 6-2; Lee Daney, 6-5; Bowen, 1-2 and Delane Dacus, 0-1. The Blazers' combined earned run average is a sparkling 1.85.

Admission for the playoffs each day will be \$1 for adults and 50 cents for students above junior high age. Students of school which have teams in the tournament may gain admission by showing their identification cards. VSC season tickets won't be honored in accordance with district rules.

MIKE CHASON

SPORTS EDITOR

Baseball '73

It has finally ended!!! After scheduling the largest number of games in VSC history (49), the regular season portion of Blazer Baseball 1973 has come to a glorious close.

Along the way the Blazers set all kinds of records including most games played (46), most home games (37), most consecutive home games (24), most vocal assistant coach (Dave Waples), most errors in one inning ("Bird" Bradley 3), and the king of them all, most victories in one season (35). The latter is by far the most impressive of them all.

Although I have been accused all season of being "against" the baseball team, I did my best to portray Blazer Baseball as it really was. It really was a lot of time, effort, and work by the coaches, players, and the fans who sat through all 37 of those home games.

Thomas Started It All Back In October

Coach Tommy Thomas started it all back in October with conditioning drills and a review of baseball fundamentals during his annual fall practice. When he could take precious time off from his rigorous schedule as Cross-Country coach Dave Waples fulfilled his duty as VSC's first full time assistant baseball coach.

In late January, the "real" thing began when the pitchers began loosening their arms up in the crisp winter weather. A few days later, the Blazers' resident All American, Gene Felts, and his teammates brought out their bats to start pounding the old horsehide.

On March 16, the '73 season opened with the first of the multitude of home games. Pat Arnett won that first game against Morris Harvey, and the Blazers proceeded to reel off eight straight victories before Bowling Green burst our heroes' balloon with a 2-1 win.

On March 28, the high and mighty Seminoles of Florida State University cruised into town still smarting from the pounding they received here last year. They got their revenge when they put a mark in Arnett's loss column with a 3-2 Seminole victory.

But the Blazer battleship sailed on to five more wins to set the VSC record at an unbelievable 18-2.

SECOND GAME

Valdosta State	ab	r	h	rbi
Sommer C	6	2	1	1
Tripp DH	4	2	2	0
Felts LF	5	3	3	2
Jones 1B	6	1	3	2
Bowen CF	3	1	2	1
Register RF	6	1	2	3
White 3B	2	0	1	0
Fields SS	5	1	1	2
Spruill 2B	3	1	1	0
Daney P	0	0	0	0
Starling RF	0	0	0	0
Totals	40	12	16	11
West Georgia	ab	r	h	rbi
Payne 2B	5	0	1	0
Lewis CF	4	0	2	0
Williams C	4	1	1	0
Wood LF	5	0	2	1
Hoffsticker 1B	4	0	0	0
Henshaw RF	3	1	1	1
Archer 3B	3	0	1	0
Worham SS	3	0	0	0
Camp DH	2	0	0	0
Tripp H	2	0	0	0
Brittan P	0	0	0	0
Brid P	0	0	0	0
Totals	35	2	8	2

Valdosta State000 001 623-12-16-2

West Georgia100 001 003-2-8-6

E - Fields, Jones, Hoffsticker, Williams J, Lewis 2

DP - Williams to Payne, Archer to Hoffsticker

LOB - VSC 12, WGC - 11

2B - Wood, Williams, Register

RR - Henshaw, Felts, Fields

SB - Payne, Henshaw, White, Wood

S - Spruill

ip h r er bb so

Daney (W, 7-5)9 8 2 2 5 7

Brittan (L)6 1-3 9 6 5 6 5

Henshaw1 2-3 2 3 2 4 1

Bird1 5 3 2 0 0

WP - Daney

PB - Sommer

THIRD GAME

Columbus	ab	r	h	rbi
Perry CF	3	2	1	0
Bell 3B-p	4	1	1	0
Chatter C	5	0	0	0
Kleekamp RF-3B	4	2	2	0
Howard 1B	5	1	3	1
Howe DH	5	1	1	1
Lindlie RF	0	0	0	0
Crawford 2B	3	1	2	2
Ridenour SS	2	1	0	0
Helms 1F	4	0	1	1
Carroll P	0	0	0	0
Totals	35	9	11	5
West Georgia	ab	r	h	rbi
Payne 2B	4	2	2	1
Lewis CF	4	1	1	0
Williams C-3B	4	1	1	2
Wood 1F	3	1	1	1
Huffsticker 1B	5	0	1	1
Henshaw RF	4	0	1	0
Archer 3B	3	0	0	0
Lee C	1	1	1	0
Worham SS	4	0	0	0
Camp P	4	1	1	0
TOTALS	36	7	9	5

Columbus100 412 001-9-11-3

West Ga.000 000 016-7-9-4

E - Perry, Ridenour, Carroll, Williams, Wood, Archer, Worham

DP - Huffsticker to Payne; Ridenour to Crawford to Howard; Bell to Crawford to Howard

LOB - Cois, 5 West Ga, 8

2B - Huffsticker, Henshaw

3B - Payne

RR - Crawford

S - Bell, Ridenour

ip h r er bb so

Carroll (W, 3-1)8 2-3 8 6 1 4 4

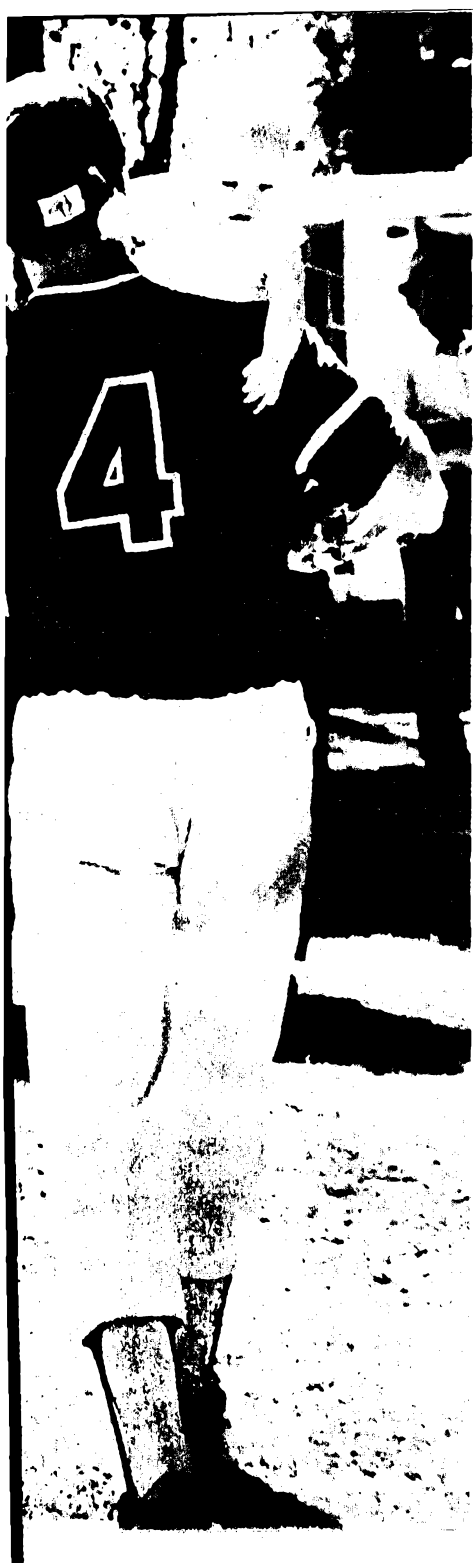
Bell1-3 1 0 0 0 0

Camp (L, 4-3)9 11 9 5 3 3

HRP - Lewis (Carroll)

WP - Camp J, Bell

VSC, Columbus In Title Round



By SAMMY GLASSMAN
Valdosta State College's Blazers and Columbus College's Cougars were to meet here today with the National Association of Intercollegiate Athletics (NAIA) District 25 baseball crown on the line.

Coach Tommy Thomas' Blazers went into the finals of the double-elimination tourney with a perfect 2-0 playoff mark after knocking off Shorter College's Hawks from Rome, Ga., 5-2, on Thursday.

Coach Charlie Ragsdale's Cougars moved into the title round with a 2-1 mark. Columbus eliminated Shorter by defeating the Hawks 6-0, in a second game played Thursday.

VSC, with a 37-11-1 overall mark, could wrap up the district crown with one win against Columbus. For the Cougars, who are 27-15 for the season, to triumph, they needed a pair of victories over VSC. Action today was to begin at 1 p.m. at the VSC diamond on the school's north campus.

In the Blazer's battle with Shorter yesterday, VSC pushed across two runs in the first inning, then stayed out front until the finish. The Hawks, however, kept the pressure on all the way. Valdosta State had only a one-run edge until it got a pair of insurance markers in the top of the ninth.

The Blazers managed just five hits, but had the advantage of a half dozen Shorter errors.

Pat Arnett went the distance on the hill for VSC. He allowed

just seven hits, walked seven and struck out seven as he boosted his hill record to 7-2.

The Valdosta State moundsmen got outstanding defensive backing. The Blazers pulled off three doubleplays, all at crucial times. Taking part in the twin-killings were second baseman Bobby Trip, shortstop Terry Fields and first baseman Steve Jones.


In Columbus battle with Shorter, the Cougars beat the

Hawk's hill ace Lamar Wright. He returned to the mound after just one day of rest, but was nicked for eight hits and six runs in seven innings to suffer his first pitching defeat after 12 straight wins this season and 17 triumphs in a row over a two-year span.

Winner of the District 25 crown will earn a berth in the NAIA Area 5 tourney which is slated next week at Knoxville, Tenn.

Boxscores

FIRST GAME						SECOND GAME						
Shorter	ab	r	h	rb	tb	Columbus	ab	r	h	rb	tb	
Fain CF	4	0	0	0	0	Perry CF	2	1	0	0	0	
Summers 3B	3	1	1	1	1	Bell 3B	4	1	1	2	2	
Robbins P	3	0	1	0	0	Howard 1B	4	1	2	2	2	
Kaziah RF	3	0	1	1	1	Kleckamp RF	5	0	0	0	0	
Wright 1B	4	0	1	0	0	Chatter C	5	0	1	1	1	
Deftor C	2	0	0	0	0	Crawford 2B	3	0	2	1	1	
Hopkins 1F	4	0	1	0	0	Chester DH	3	0	0	0	0	
Harris SS	4	0	1	0	0	Dalton PR	0	0	0	0	0	
McManus 2B	2	1	0	0	0	Helmis 1F	2	0	0	0	0	
Ashworth	1	0	0	0	0	Lindlie 1F	2	1	1	0	0	
TOTALS	30	2	7	2	2	Ridenour SS	5	2	3	0	0	
Valdosta State	ab	r	h	rb	tb	Waits P	0	0	0	0	0	
Sumner C	4	1	0	0	0	TOTALS	35	6	10	6	6	
Tripp 2B	5	2	0	0	0	Shorter	ab	r	h	rb	tb	
Felts 1F	4	2	1	0	0	Fain CF	5	0	1	0	0	
Jones 1B	5	0	0	0	0	Summers 3B-P	5	0	1	0	0	
Bowen CF	4	0	1	0	0	Robbins 1B	5	0	1	0	0	
Register RF	5	0	2	2	2	Kaziah RF	3	0	0	0	0	
White 3B	2	0	0	0	0	Wright P-1F	3	0	0	0	0	
Arnett P	4	0	0	0	0	Deftor C	3	0	0	0	0	
Fields SS	4	0	1	0	0	Hopkins 1F	2	0	2	0	0	
TOTALS	37	5	5	2	2	Ashworth 3B	1	0	1	0	0	
Valdosta State	200	010	00	2	5-0	Harris SS	4	0	1	0	0	
Shorter	001	000	10	0--2-7-6	0	McManus 2B	3	0	1	0	0	
E-Summers 2, Deftor 2, Harris 2,						TOTALS	34	0	8	0	0	
DP-Tripp to Fields to Jones 2, Terry to						Columbus	001	010	31	0	4-10-1	
Tripp to Fields						Shorter	000	000	00	0--0-8-2		
LOB-VSC 9, SC 8						E-Ridenour, McManus 2						
2B-Felts						DP-Harris to McManus to Robbins						
SB-Arnett, Bowen						LOB-Cols. 12, Shorter 13						
						SB-Crawford						
						S-Perry, Bell						
Robbins (L)	ip	h	r	er	bb	so						
Arnett (W,7-2)	9	5	5	2	4	6	Waits (W,7-1)	9	8	0	6	1
HBP-by Robbins (Felts)	0	7	2	1	7	7	Wright (L,12-1)	7	8	6	3	1
PB-Deftor							Summers	2	2	1	4	1



Blazers Win District Title

BY SAMMY GLASSMAN

Valdosta State College's Blazers nipped Columbus College's Cougars, 4-3 in a 13-inning duel here Friday and with the triumph captured the National Association of Intercollegiate Athletics (NAIA) District 25 baseball championship.

The district crown was the fifth in a row for coach Tommy Thomas' Blazers who will carry a 10-game winning streak and a 38-11-1 record with them when they go to Knoxville, Tenn., next week to take part in the NAIA Area 5 playoffs. The area winner will earn a berth in the National NAIA tourney which is slated June 1-5 at Phoenix, Ariz.

Valdosta State needed the minimum of three consecutive victories to emerge on top in the four-team, three-day, double-elimination battle for the district crown. Friday's clincher, however, was an overtime thriller.

Coach Charlie Ragadale's Cougars, who posted a 2-2 mark in the tourney here, has now gone to the sideline for the season with a 27-16 mark.

Before meeting and defeating Columbus in the finals, VSC trimmed the West Georgia College Braves from Carrollton, 12-2, and the Shorter College Hawks from Rome, Ga. 5-2.

In yesterday's bout with VSC the Cougars jumped off to an early three-run lead. They combined a triple by Verlin Perry with a Blazer error to score once in the first inning.



-Times Staff Photo

Valdosta State's Bobby Tripp Loses His Batting Helmet And He Takes A Big Stride Toward First Base



-Times Staff Photo

West Georgia's Lynn Hoffstickler Misses With His Tag And Blazers' Bob White Gets Back To First Safely

Columbus got two more runs in the fourth with a single by Perry the key blow in this uprising.

Valdosta State got two runs in the seventh by combining singles by Pat Arnett and Bobby Tripp with a Cougar error. The Blazers made it 3-3 with a single run in the eighth when, after two outs, Terry Fields, Arnett and Frank Sumner came through with consecutive singles.

The score remained deadlocked until the 13th when, after one out, Tripp reached first on a Columbus fielding miscue, advanced on a single by Gene Felts then scored the game-winning run on another Cougar

error.

For the day VSC collected 17 hits off three Columbus hurlers, including a double and four singles by Felts in seven trips to the plate.

Andy Hassell started on the hill for VSC, but he gave way to relief specialist Marty LeFiles in the third inning. LeFiles worked 10 and 2-3 innings and allowed just six hits over that long span as he racked up his seventh pitching victory without a loss.

Keith Carroll, who followed both starter Butch Dalton and reliever Chuck Chadwick on the mound took the loss and now has a 1-2 hill mark.

	ab	r	h	rbt
Columbus Perry CF	6	1	2	2
Sell 3B	6	0	1	0
Howard 1B	5	0	3	0
Kleekamp RF	3	0	0	0
Chaffer C	5	0	0	0
Crawford 2B	5	0	1	0
Ridenour SS	4	1	3	0

Horne DH	6	0	0	0
Helms LF	4	1	1	0
Lindief LF	1	0	0	0
Dalton P	0	0	0	0
Chadwick P	0	0	0	0
Carroll P	0	0	0	0

TOTALS	ab	r	h	rbt
Valdosta State	47	3	11	2
Sumner C	7	0	2	1
Tripp 2B	7	2	2	0
Felts LF	7	0	5	0
Bowen CF	4	0	0	0
Register RF	6	0	1	0
White 3B	5	0	2	0
Jones 1B	5	0	1	0
Fields SS	5	1	2	0
Arnett DH	6	1	2	0
Hassell P	0	0	0	0
LeFiles P	0	0	0	0

TOTALS	ab	r	h	rbt
Columbus	100	200	000	000 0-5-11-4
VSC	000	000	210	000 1-4-17-3

Fields to Tripp to Jones, Ridenour to Howard, Crawford to Howard, Chaffer to Howard to Ridenour.
LOB-VSC 17, Columbus 11
2B-Ridenour 2, Howard, Felts
3B-Perry
C-Kleekamp, Jones

	ip	h	r	er	bb	so
Dalton	6.2	3	1	2	1	2
Chadwick	3.1	3	1	0	2	3
Carroll (L)	2.1	3	1	0	1	0
Hassell	2.1	5	1	0	0	1
LeFiles (W 7-0)	10.2	5	6	2	1	3

PR-Sumner

Blazers Sweep District 25

by Mike Chason


Valdosta State made it look easy last week when Coach Tommy Thomas' baseball Blazers swept the NAIA District 25 Tournament in three games.

In VSC's initial outing last Wednesday, Lee Daney throttled West Georgia for his seventh victory against five losses as Valdosta State exploded for a 12-2 win over the Braves from Carrollton.

After six innings, it appeared the Blazers were in for the battle of their lives as West Georgia led 2-1. In the seventh, Steve Jones knocked in the go-ahead run when he pounded out a single to score Frank Sumner and Bobby Tripp.

When the dust cleared at the end of the frame, the hometown crew led 7-2 and Tripp, Sam Bowen and Jerome Register had rapped out a safety apiece.

In the following inning, All American Gene Felts lofted a 350 blast over the left field fence with Tripp on base to add some insurance runs to the VSC total. Terry Fields added a solo round tripper to two more Blazer runs in the next inning to complete the scoring for the day.



After District 25 competition ends, VSC Blazers display winning crown.

Also on the first day, Shorter trimmed Columbus 2-1, and Columbus turned around to eliminate West Georgia from the tourney with a 9-7 victory over the cocky men from Carrollton.

The Hawks of Shorter College fell to the fiery VSC nine last Thursday when Pat Arnett limited the Hawks to seven scattered hits and Valdosta State had a 5-2 triumph and a berth in the District finals.

Arnett went the distance on the mound for the Blazers. He

boosted his hill record to 7-2 and lowered his earned run average to 2.09 for the year.

The Blazer defense, a trouble spot all season, turned in a sparkling performance by turning three double plays to wipe out Shorter rallies. VSC's "circus" infield of Bobby Tripp, Terry Fields, Bob White, and Steve Jones all had an outstanding day.

In the hitting department, Jerome Register demonstrated an ability to hit in the clutch

when he punched out two hits driving in a pair of runs. Sam Bowen, Terry Fields and "Mr. Reliable"—Gene Felts also picked up one hit apiece.

Lamar Wright, Shorter's pitching ace, hurled his second game in two days in the second half of the afternoon's twin bill, but the strain proved too much as Wright and the Hawks left Valdosta with a 6-0 defeat by Columbus on their record.

Wright had clicked off 17 straight wins including 12 this

season before Charlie Ragsdale's Cougars socked it to him.

With their win, Columbus set the stage for the championship battle last Friday. To win the title, the Cougar nine would have to take two from the homestanding heroes. Needless to say, the order proved to be too big to fill.


It took 13 innings, but when it was all over, Valdosta State had a 4-3 victory and its fifth straight District 25 crown.

Marty LeFiles lived up to his ace reliever billing when he came on in the third inning to snuff out a Cougar charge and finish the contest; giving up only six hits along the way. Andy Hassell was the starting pitcher, but LeFiles was credited with the win, raising his record to 7-0.

VSC's all star second sacker, Bobby Tripp, scored the winning run after he rounded the basepaths on a combination of two Columbus errors and a Gene Felts single.

Valdosta State racked up 17 hits in the game as compared to 11 for Columbus. Gene Felts proved why he was a first team All American when he pounded out five hits in seven trips to the plate.

continued on page 10



Jones slides home in a cloud of dust in VSC victory over West Georgia

On To Knoxville. . .

continued from page 1

In fact, Felts dominated the offensive end of the Blazer machine during the entire tournament. He collected nine hits in 16 trips to the plate including two doubles and a home run.

Dave Waples, the voice of the Blazers, stated "I was never doubtful we'd win the tournament, but I was surprised that we took it in three games."

Battle Arkansas Nine Today

The Blazer machine now rolls on to Knoxville, Tennessee where they will face State College of Arkansas today at 1p.m. The Arkansas nine won the District 17 playoff. In the second game, David Lipscomb College and Birmingham Southern will square off with the two losers battling it out at 7:00n.m.

Coach Thomas felt that his Blazers got the best end of the draw by playing State College of Arkansas. He said, "David Lipscomb came in second in the NAIA national tournament last year after they knocked us out of the Area Five tournament at Knoxville. We are awfully glad not to play them our first time out."

Thomas Is Confident

Our opponent has a 16-8 record among the tough District 17 competition. As for our chances in Knoxville, Thomas said "I'm more confident of our title chances than I have been since 1969. We have a good draw and the pitching depth which is always so very important."

In past years, pitching has always been a problem for

Valdosta State, but this season the Blazers have five hurlers with an ERA of 2.25 or better. These men include Dan Chadwick, 6-0, Andy Hassell, 7-1, Lee Daney, 7-5, Pat Arnett, 7-2, and Marty LeFiles is 7-0 for the year.

Lakeland Native Leads Hitters

As for hitting, Felts leads with a .358 average, followed by Bob White, .333, Jerome Register, .319, Steve Jones, .299, Bobby Tripp, .292, and Frank Sumner, .286.

If the Blazers should win in Knoxville, it will be on to Phoenix, Arizona for the NAIA national tournament on June 1-6. Both tournaments are elimination affairs.

GO BLAZERS!!!!

Blazers Triumph In Area Opener

SPECIAL TO THE TIMES

KNOXVILLE, Tenn. — Valdosta State College's Blazers began action in the National Association of Intercollegiate Athletics (NAIA) Area 5 baseball playoffs with an impressive 11-0 victory over the State College of Arkansas Bears here Wednesday.

In another opening round of the double-elimination event the David Lipscomb College Bisons from Nashville, Tenn., had a 5-3 lead over the Birmingham (Ala.) Southern College Panthers when a thunderstorm doused the players and the contest was suspended after one out in the seventh inning.

The Bisons and Panthers were to finish their game this morning with a loser's bracket contest, which was rained out Wednesday, to follow.

Also on tap at 4 p.m. today was a winner's bracket duel between VSC and victor of the David Lipscomb-Birmingham Southern contest. This was to be followed by another loser's bracket tilt.

Weather permitting, the finals are to be played Friday with action to begin at 4 p.m. If another game is necessary it will be played at 7 p.m.

Valdosta State, the NAIA District 25 champ, chalked up its 11th victory in a row and boosted its overall record to 39-11-1 with its triumph over the Bisons from Conroy, Ark. After the loss State College of Arkansas, the District 17 titleholder, was left with a 16-9 mark.

David Lipscomb, the Area 5 winner in both 1971 and 1972, came into the playoffs this time with a 34-8 record after copping the District 24 diadem. Birmingham Southern, the titlist from District 27, began

action here with a 38-6 chart. Against State College of Arkansas the Blazers racked up two runs in the second inning then went on from there to a one-sided triumph.

VSC raked three Bears pitchers for a total of 18 hits. Frank Sumner and Jerome Register blasted home runs. Sam Bowen rapped two triples and a double. Bobby Tripp and Steve Jones each accounted for triples.

Gene Felts, Bowen and Terry Fields all had three-for-five days at the plate.

Lee Daney, with relief help

from Rick Bowers in the final frame, was the pitching victor and he now has an 8-6 record. In the eight innings he worked, Daney blanked the Bears on three scattered hits.

The winner of the Area 5 title will earn a berth in the National NAIA tourney which is scheduled for June 1-5 at Phoenix, Ariz.

In NAIA Play

Valdosta State Storms Past Foe

Storms of two types have bombarded the NAIA Area 5 baseball playoffs.

First, Valdosta (Ga.) State used a whirlwind performance to devastate State College of Arkansas into the loser's bracket with a 17-hit, 11-0 triumph. Then a thunderstorm sent David Lipscomb of Nashville and Birmingham (Ala.) Southern for cover in the second game late yesterday at Bill Meyer Stadium.

Lipscomb was ahead, 5-3, with runners at first and third and one out when the second "storm" hit. Play was to resume in that game at 11:30 today with the situation as it was when action was suspended in the seventh inning.

Two games — the first involving State College of Arkansas and the loser of the 11:30 game, and the second pitting Valdosta against the Lipscomb-Southern winner. Another game may be played tonight.

Valdosta State sent the entire batting order to the plate in a six-run fifth inning. Meanwhile, Lee Deery was limiting the Arkansas club to three hits.

Centerfielder Sam Bowen drove in two runs and scored three as a result of his two triples and a double. Bobby Tripp and Steve Jones also tripled for the Georgians while catcher Frank Sumner belted a solo homer in the third.

VALDOSTA		ST. ARKANSAS	
ab	r h bi	ab	r h bi
Sumner, c	5 2 2 1	Duhart, rf	4 0 1 0
Brenam, ph	1 0 0 0	Skyrme, lf	4 0 0 0
Tripp, 2b	5 1 1 0	Spann, rf	4 0 0 0
Felts, lf	5 1 3 2	Rickett, 1b	4 0 2 0
Jones, 1b	5 1 1 2	Beene, c	4 0 0 0
Bowen, cf	5 3 3 2	Rhco, 3b	2 0 0 0
Rogesh, rf	2 2 2 1	Palmer, dh	3 0 0 0
Starling, rf	1 0 0 0	Haussein, 2b	3 0 0 0
White, 3b	4 0 1 1	Dallas, ss	3 0 0 0
Fields, ss	5 0 3 2	Ramey, p	0 0 0 0
Golden, dh	5 0 1 0	Thonge, p	0 0 0 0
Derry, p	0 0 0 0	Franks, p	0 0 0 0
Bowers, p	0 0 0 0		
Totals	43 11 17 11	Totals	31 0 3 0
VALDOSTA ST.	021 160 100-11		
ARKANSAS ST.	000 000 000-0		
E—Ramey, Tripp, Freids. DP—Valdosta			
St. 2, Arkansas State 1. 2B—Bowen, Duhart. 3B—Tripp, Jones, Bowen 2. HR—Sumner, Rogesh. S—Rogesh.			
	IP	H	R
Deery (W)	8	3	0
Bowen's	1	0	0
Ramey (L)	2-3	5	3
Thonge	2-3	7	1
Franks	4	5	1
T-3-30.			

Blazers In Title Round

By TIMMY STAFF WRITER

KNOXVILLE, Tenn. — Valdosta State College's Blazers moved into the finals of the rain-delayed National Association of Intercollegiate Athletics (NAIA) Area 5 baseball playoffs after a dramatic 1-0 victory over the David Lipscomb College Bisons here Friday.

The triumph was the second in as many playoff starts for coach Tommy Thomas' Blazers and vaulted them into the finals of the double-elimination area title duel today.

VSC was to go against Birmingham (Ala.) Southern College's Panthers at 1 p.m. today. The Blazers needed one victor to become the Area 5 champ and earn a berth in the NAIA National tourney, which is slated to open next Thursday at Phoenix, Ariz. Southern, which has a 2-1 playoff chart, could cop the area diadem by licking VSC twice.


Valdosta State now has a 40-11-1 mark while the Panthers from Birmingham own a 40-7 record. VSC has a 12-game victory streak going.

Friday's action began with the windup of some games that were delayed by rain on Thursday.

In a suspended contest, David Lipscomb, the defending area champ, trimmed Birmingham Southern, 7-4. Then in a loser's bracket tilt the Alabama nine licked State College of Arkansas, 13-2, to send the Bears from Conroy, Ark., to the sideline.

Next was the duel between VSC and David Lipscomb and the Blazers got that game's only run after two out in the bottom of the ninth inning.

Friday's action ended with a duel under the lights between Birmingham Southern and



— AP Wirephoto

VSC's Bobby Tripp (12) Is Waiting And Ready To Tag Bisons' Kevin Stanford (5)

David Lipscomb. The Alabama entry won this one, 3-0, and David Lipscomb bowed out of the playoffs. The Nashville team went home with a 35-9 mark.

The contest between Valdosta State and David Lipscomb featured a pressure-packed hill duel between the Blazers' senior righthander Pat Arnett and the Bisons' freshman hill whiz Mike McLaughlin.

Arnett blanked the Bisons on five scattered hits. He walked five and struck out seven as he boosted his hill record to 8-2. McLaughlin gave up just four hits, issued two walks and struckout 10 as he suffer-

ed his first pitching defeat after 11 consecutive triumphs. Valdosta State's all-important run came in the last half of the ninth.

Gene Felts opened the frame with a single. The next VSC batsman flied out and then Felts was forced at second after a grounder by Sam Bowen.

It was now two outs, but Bowen was on first and he promptly stole second. Next up was Jerome Register who bounced one off the fence in center field at the 415 foot mark for a bouble which brought Bowen home and gave Valdosta State its victory.

	ab	r	h	rb
David Lipscomb				
Sanforth lf	3	0	1	0
E. Smith 3b	3	0	1	1
Santi 3b	0	0	0	0
Pride rf	3	0	2	0
G. Smith ss	4	0	0	0
Harston 2b	4	0	0	0
Stinson, 1b	3	0	1	0
Robinson cf	3	0	0	0
Sargent dh	4	0	0	0
Dennis c	3	0	0	0
McLaughlin p	0	0	0	0
TOTALS	31	0	5	0
	ab	r	h	rb
Valdosta State				
Sumner c	3	0	1	0
Tripp 2b	2	0	0	0
Felts lf	3	0	1	0
Jones 1b	4	0	0	0
Bowen cf	4	1	0	0
Register rf	4	0	1	1
White 3b	3	0	0	0
Fields ss	3	0	1	0
Arnett p	3	0	0	0
TOTALS	29	1	4	1
David Lipscomb	000	000	000-0-5-2	
Valdosta State	000	000	001-4-1	
E - Stinson, Dennis, Arnett				
LOB - VSC 6, DLC 9				
2B - Register				
3B - Stinson				
HR - Robinson, Felts, Bowen				
S - Tripp 2				
SF - Pride				
McLaughlin (L, 11-1) #2-3	4	1	1	2
Arnett (4-2)	9	5	0	0

Lipscomb Ousted

Valdosta, Southern Battle for NAIA Title

Valdosta State and Birmingham Southern battled this afternoon for a berth in the NAIA National baseball tournament next month at Phoenix, Ariz.

With Pat Arnett firing a six-hitter, Valdosta State stayed unbeaten in the Area 5 tournament yesterday at Bill Meyer Stadium, tagging a 1-0 loss on David Lipscomb.

Birmingham Southern then ousted Lipscomb in the double-elimination event by scoring a 3-0 victory as Lee Endicott allowed only three hits.

In earlier games yesterday, Birmingham Southern pounded State College of Arkansas, 13-2, and Lipscomb handed Birmingham Southern a 7-4 loss in the completion of Wednesday night's suspended contest.

Thursday action was washed out by rain.

Valdosta State and Southern were to meet at 1 o'clock. A second game, if necessary, was to follow.

Jayne Register doubled home the winning run in the bottom of the ninth to give Valdosta its win over Lipscomb.

Valdosta State took a 40-11

record into today's action, while Southern stood at 40-7.

BIRM. SOUTH. 001 000 210-4 5 0
DAVID LIPSCOMB 120 100 30x-7 12 0
Yeoman, Hatchett (7), Lowery (7), Wilson (8) and Goss; Stinson, McLaughlin (8), Williams (6) and Dennis.

BIRM. SOUTH. 102 120 403-13 14 4
ST. COL. OF ARK. 100 010 00x-2 4 3
Jolly and Goss; Wright, Thomas (7), Curtis (9) and Deene.

DAVID LIPSCOMB 000 000 00-0 4 2
VALDOSTA ST. 000 000 001-1 4 1
McLaughlin and Dennis; Arnett and Sumner.

DAVID LIPSCOMB 000 000 000-0 3 1
BIRM. SOUTH. 000 001 02x-3 5 0
Muncher, Williams (8) and Dennis; Endicott and Goss.

Blazers Bow, But Not Out

Special to The Times-Union
KNOXVILLE, Tenn. — Valdosta State's ninth-inning rally came up short as Birmingham Southern tripped the Blazers, 10-8, in the NAIA regional baseball tournament Saturday afternoon.

It was Valdosta State's first loss while Birmingham fought out of the loser's bracket to force the title-deciding game later Saturday night.

In the Blazers' ninth, Gene Felts homered and Valdosta picked up two more runs before Birmingham Southern halted the rally.

Bowen Whiffs 17

Valdosta St. Wins NAIA Area 5 Crown

Fireballing righthander Sam Bowen struck out 17 batters Saturday night as Valdosta State defeated Birmingham Southern, 2-0, for the NAIA Area 5 baseball championship at Bill Meyer Stadium.

Bowen checked the Panthers on five hits in outdueling Southern southpaw Gene Hatchett. He walked only one in picking up his seventh straight victory.

The Brunswick, Ga., junior

also drove in the only run he needed in the seventh inning. He tripled in Bobby Tripp who walked and was sacrificed to second on Gene Felts' bunt.

Bowen scored on Hatchett's wild pitch to complete the scoring. He later doubled.

Valdosta St. (41-12) qualifies for the National NAIA tournament in Phoenix, Ariz. Birmingham Southern finished the campaign with a 41-8 worksheet.

Southern forced the second contest by handing the Blazers a 10-8 loss earlier.

CHAMPIONSHIP GAME		BIRMINGHAM SO.		VALDOSTA ST.	
	ab r h bi		ab r h bi		ab r h bi
Boyd ss	4 0 1 0	Sumner c	3 0 0 0		
Hedrick ss	4 0 0 0	Tripp 2b	3 1 0 0		
Mayer lf	4 0 1 0	Felts cf	2 0 1 0		
Boaker rf	3 0 2 0	Bowen p	3 1 2 1		
Swartz dh	4 0 0 0	Register rf	2 0 0 0		
Salem 2b	3 0 0 0	White 3b	4 0 1 0		
Miller 3b	3 0 1 0	Fields ss	3 0 0 0		
Goss c	3 0 0 0	Jones 1b	3 0 0 0		
Szuch cf	3 0 0 0	Starling lf	3 0 0 0		
Hatchett p	0 0 0 0				
Totals	31 0 5 0	Totals	26 2 4 1		
BIRMINGHAM SO.	000 000 000-0				
VALDOSTA ST.	000 002 00x-2				
E—Miller, DP—Valdosta St., LOB—Birmingham Southern 5, Valdosta St. 4.					
2B—Bowen, 3B—Bowen, SB—Boyd, Goss, S—Felts.					
	IP	H	R	ER	BB SO
Hatchett (L)	8	4	2	2	4 9
Bowen (W)	9	5	0	0	1 17
PB—Goss, WP—Hatchett, T—1:55, A—225, U—Hatcher, Sellars, Hatfield.					



Jones

VALDOSTA STATE		BIRMINGHAM SO.	
	ab r h bi		ab r h bi
Sumner, c	4 1 0 0	Boyd, 1b	4 2 0 0
Tripp, 2b	4 1 1 0	Hedrick, ss	4 2 2 0
Felts, lf	5 2 2 1	Mayer, rf	3 2 1 1
Bowen, cf	2 2 1 1	Boaker, rf	4 1 1 0
Raster, rf	5 2 3 3	Swartz, dh	5 1 3 2
White, 3b	4 0 0 0	Salem, 2b	3 0 2 2
Golden, ph	1 0 0 0	Miller, 3b	4 0 1 1
Jones, 1b	5 0 1 2	Goss, c	5 1 0 0
Fields, ss	4 0 1 0	Szuch, cf	5 1 3 0
Arnett, dh	3 0 1 0	Yeoman, p	0 0 0 0
Daney, p	0 0 0 0	Lowery, p	0 0 0 0
Lefites, p	0 0 0 0	A. Wilson, p	0 0 0 0
Cadwick, p	0 0 0 0		
Bowers, p	0 0 0 0		
Hossell, p	0 0 0 0		

Totals 38 8 10 7 **Totals 37 10 13 7**
Boyd awarded first on catcher's interference.

VALDOSTA STATE 200 010 203-8
BIRMINGHAM SO. 000 135 01x-10
E—Hedrick 3, Salem, Sumner 2, Tripp, Bowen, LOB—Valdosta 9, Birmingham Southern 13.

2B—Swartz, 3B—Bowen, HR—Register, Felts, S—Arnett, Tripp.

	IP	H	R	ER	BB	SO
Umey (L)	4	4	4	4	0	3
Lefites	1 1/2	1	1	1	2	0
Chadwick	1 1/2	1	1	1	2	0
Bowers	2 2 1/3	2	2	2	2	0
Hossell	1 1/2	0	0	0	0	0
Yeoman	4 1/2	2	3	3	1	1
Lowery (W)	4 1/2	7	5	5	2	1
A. Wilson	1/2	0	0	0	0	0
Save—A. Wilson, HBP—Mayer (by Bowers), PB—Sumner, T—3:01, A—200.						

Blazers Capture Area Title

By TIMES STAFF WRITER

Phoenix, Ariz. and the National Association of Intercollegiate Athletics (NAIA) national baseball tournament is the next stop for Valdosta State College's newly crowned Area 5 champions.

Coach Tommy Thomas' Blazers, who earlier won the NAIA District 25 crown, captured title honors in the Area 5 playoffs this past Saturday at Knoxville, Tenn.

VSC went into the finals of the double-elimination area playoffs with a 2-0 mark. Coach Roy Newborne's Birmingham (Ala.) Southern College Panthers reached the final day with a 2-1 mark.

In their first meeting Southern trimmed VSC, 10-8, in a wide-open slugging match. The Blazers bounced back to win the second game 2-0 behind Sam Bowen's five-hit, 17-strikeout hill performance to capture the area

The Valdosta Daily Times, Mon., May 28, 1973 —17—

Sports

SAMMY GLASSMAN, Editor

crown and claim one of eight coveted places in the National NAIA tourney which is to begin on Thursday at Phoenix.

This is Valdosta State's first Area crown. It was the Blazers' fifth consecutive appearance in the playoffs at Knoxville.

The National NAIA tourney at Phoenix will be a double-elimination affair which is to start Thursday and will take a minimum of six days to complete.

VSC has drawn Phillips University of Enid, Okla. as its first round foe at Phoenix. The Blazers will carry a 41-12-1 mark in the national title event. Phil-

lips has a 29-16 mark.

Other first round games are as follows:

U. S. International University of San Diego, Calif., (31-8) vs Maloney College, Canton, Ohio, (21-8), University of Washington-Oshkosh Branch, (26-7), vs Eastern Connecticut State (28-6) and Pembroke (N.C.) State University (28-8) vs Grand Canyon College, Phoenix, (39-16).

In Saturday's opener at Knoxville VSC took an early two-run lead, but at the end of six frames Southern was ahead, 9-3. The Blazers rallied late in the game, but couldn't make up all the lost ground.

The Alabama entry touched

five Valdosta State hurlers for 13 hits. Starter Lee Daney took the loss and is now 8-6. Among the Blazers' 10 hits were homers by Gene Felts and Jerome Register and a triple by Sam Bowen.

In the second game Bowen left his more familiar spot in center field to pitch for Valdosta State. He allowed just five hits, issued only one walk and struck out 17 for a victory which lev-

eled his hill record off at 2-2.

That wasn't all for the talented Bowen. He had a hand in the scoring of VSC's two runs, which came in the sixth inning.

Bobby Tripp walked and then advanced to second on a sacrifice bunt by Felts. Bowen followed with a triple to bring Tripp home. Bowen himself scored a little later on a wild pitch.

Birmingham Southern closed its season with a 41-8 record.

Tripp, Felts Selected

By TIMES STAFF WRITER

Two members of Valdosta State College's baseball team, second baseman Bobby Tripp and outfielder Gene Felts, have been named to the NAIA All-Area 5 team.

The 10-man All-Area 5 squad was picked by coaches in the area.

The team follows:

Pitchers — Butch Stinson of David Lipscomb and Lamar

Wright of Shorter; catcher Carl Torush of Carson Newman; first baseman Bobby Howard of Columbus, second base Tripp; third base Butch Bell of Columbus, shortstop Eddie Mizziako of Christian Brothers and outfielders Felts, Dwight Duhart of State College of Arkansas and Jim Crom of Milligan.

Earlier Felts, Tripp and pitcher Pat Arnett were among the Blazers picked on the NAIA All-District 25 team.

Bowen Pitches One-Hitter, Valdosta State Wins, 2-0

PHOENIX, Ariz. — Sam Bowen, a junior righthander from Brunswick, tied a National Association of Intercollegiate Athletics record when he pitched a one-hitter to lead Valdosta State to a 2-0 victory over Malone, Ohio, College in the national tournament Saturday.

Bowen's one-hitter also led to another record: The game was completed in one hour, 38

minutes, the shortest game ever in NAIA tournament competition.

Bowen got two runs in the second inning when Jerome Register was safe on a Malone error, Steve Jones singled him to second and Bob White walked to load the bases. Terry Fields then singled to drive in Register and Jones, giving Bowen all the backup he needed.

The victory was Bowen's third this season to go with two losses. Losing pitcher Rick Zupanic dropped to 5-5 with the loss.

Valdosta State, now 42-13, lost to Phillips University of Enid, Okla., 4-3, in the opening round. The Blazers face the loser of the Pembroke, N.C.-Wisconsin Oshkosh game Sunday at 2 p.m.

Valdosta State 020 000 000—2—4—1
 Malone, O. Coll. 000 000 000—0—1—3
 Bowen and Sumner; Zupanic and Korzan. WP—Bowen (3-2); LP—Zupanic (5-5).



GRAND CANYON					EASTERN CONNECTICUT				
AB	R	H	BI		AB	R	H	BI	
Coon ss	5	1	1	0	Reed rf	5	2	3	2
Catalanotte rf	3	0	0	0	Scmers cf	2	1	1	1
Fulmer p-cf	4	1	1	0	Lynn lf	5	0	1	0
DeBattista 3b	3	0	0	1	Asal dh	5	0	1	0
Hall lf	4	0	1	0	Hickey 3b	4	0	1	0
Quackenbush 1b	4	1	0	0	Bruhn 1b	4	1	1	0
G. Graham cf-2b	3	1	2	1	Haberen 2b	3	1	1	0
Springston c	3	1	2	1	Keemon c	2	1	0	0
Stidham pr	0	0	0	0					
C. Graham 2b	2	0	2	0					
Cox p	0	0	0	0					
Kerbow ch	1	0	1	0					
Duncan pr	0	0	0	0					
Totals	33	5	9	3	Totals	34	7	10	4

EASTERN CONN.					GRAND CANYON				
AB	R	H	BI		AB	R	H	BI	
Reed	5	2	3	2	Coon	5	1	1	0
Scmers	2	1	1	1	Catalanotte	3	0	0	0
Lynn	5	0	1	0	Fulmer	4	1	1	0
Asal	5	0	1	0	DeBattista	3	0	0	1
Hickey	4	0	1	0	Hall	4	0	1	0
Bruhn	4	1	1	0	Quackenbush	4	1	0	0
Haberen	3	1	1	0	G. Graham	3	1	2	1
Keemon	2	1	0	0	Springston	3	1	2	1
					Stidham	0	0	0	0
					C. Graham	2	0	2	0
					Cox	0	0	0	0
					Kerbow	1	0	1	0
					Duncan	0	0	0	0
					Totals	33	5	9	3
					Totals	34	7	10	4

U.S. INTERNATIONAL					PHILLIPS U.				
ab	r	h	bi		ab	r	h	bi	
Vetter cf	5	0	1	1	Linder dh	3	0	0	0
Fraser 2b	5	0	0	0	Hays cf	4	0	0	0
Reyes 3b	4	0	0	0	Young ss	4	0	1	0
Vessey dh	3	2	1	1	Kincaid lf	4	0	0	0
Applegate lf	5	1	1	1	Benton 1b	4	1	1	0
Nasella rf	4	0	1	1	Crowder rf	3	0	1	0
Vnzen ss	2	1	0	0	Call 2b	4	1	1	0
Warren c	3	0	1	0	Lovd c	3	0	1	1
Grover 1b	2	0	0	0	Howard 3b	3	0	1	1
Totals	33	4	5	4	Totals	32	2	5	2

U.S. INTERNATIONAL					PHILLIPS U.						
IP	H	R	ER	BB	SO	IP	H	R	ER	BB	SO
Koske (W, 10-4)	9	6	2	2	1	7	9	6	2	1	7
Clark (L, 6-3)	3 1/2	2	3	3	2	1	3 1/2	2	3	3	2
Spring	5 1/2	3	0	1	1	4	5 1/2	3	0	1	4
Werther	1/2	0	0	0	0	1	1/2	0	0	0	1
PB—Lovd 2. T—2:21. A—308.											

MALONE COLLEGE					VALDOSTA STATE				
ab	r	h	bi		ab	r	h	bi	
Schuler lf	4	0	0	0	Sumner c	4	0	0	0
Clary cf	3	0	0	0	Tripp 2b	4	0	0	0
DeCapite ss	3	0	0	0	Felts cf	4	0	1	0
Paxson 3b	4	0	0	0	Bowen p	2	0	1	0
Miller rf	3	0	0	0	Register rf	4	1	0	0
McCoy 1b	3	0	0	0	Jones 1b	4	1	0	0
Doloresco 2b	3	0	1	0	White 3b	3	0	0	0
Weber dh	2	0	0	0	Fields ss	4	0	1	2
Korzan c	3	0	0	0	Golden lf	4	0	0	0
Totals	28	0	1	0	Totals	33	2	6	2

MALONE					VALDOSTA						
IP	H	R	ER	BB	SO	IP	H	R	ER	BB	SO
Zupanic (L, 5-5)	8	6	2	1	3	9	6	2	1	3	9
Bowen (W, 3-2)	9	1	0	0	5	9	1	0	0	5	9
T—1:38. A—107.											

WISCONSIN-OSHKOSH					PEMBROKE STATE				
AB	R	H	BI		AB	R	H	BI	
Hinske lf	4	0	1	0	Dunlap cf	2	1	0	0
Held rf	4	0	1	0	Suagas 2b	3	0	0	0
Gantner ss	4	0	1	0	Rudacille rf	4	0	1	0
Koupal c	4	0	0	0	Pvrtle 1b	4	0	2	0
Miller cf	4	2	3	0	Johnson c	4	0	0	0
Wynsaerd dh	2	0	0	0	Barbour 3b	4	0	2	0
VndAvond 2b	4	1	2	2	Callahan ss	3	0	0	0
Hartwig 1b	4	0	1	0	Preston lf	4	0	0	0
Helmstead 3b	4	0	1	1	Welborn dh	3	0	0	0
Totals	35	3	9	3	Totals	32	1	5	1

WISCONSIN-OSHKOSH					PEMBROKE STATE						
IP	H	R	ER	BB	SO	IP	H	R	ER	BB	SO
Fenn	4	3	1	1	4	4	3	1	1	4	4
Kilsmith (W, 5-1)	5	2	0	0	0	5	2	0	0	0	5
Rudd (L, 7-2)	9	9	3	3	1	9	9	3	3	1	8
WP—Rudd. PB—Koupal. T—2:13. A—138.											

Antelopes crumble to Valdosta, 10-8

By STEVE WESTON

Valdosta, Ga., State College's Blazers bombed error-plagued Grand Canyon College out of the 17th annual National Association of Intercollegiate Athletics championship baseball tournament yesterday.

The Georgians (43-13) unleashed a 14-hit attack and made the most of a half-dozen errors by coach Dave Brazzell's Antelopes (40-18) to continue advancing through the loser's bracket.

The victory put Valdosta State into a 5 p.m. game tomorrow, but the Blazers' opponent won't be known until the completion of last night's loser's bracket game matching Wisconsin-Oshkosh (27-8) and Phillips University (30-17) of

The Antelopes took an early three-run lead over the Blazers, but, just like Saturday night, Brazzell could find no pitching to protect the lead and his defense crumbled.

Valdosta got into the lead, 4-3, with a four-run second inning, an error and a key double by Frank Sumner. Canyon then committed three errors in the fourth as the Blazers pushed across two more runs.

The Georgians nailed it down in the eighth on a single by Bobby Tripp, a triple by Gene Felts and an inside-the-park home run by Sam Bowen.

Canyon went into the bottom of the ninth trailing by 10-5. The Antelopes scratched up three runs before reliever Pat Arnett came to get Dennis Coon on a popup and Randy Catalanotte on a strikeout to end the game—and Grand Canyon's season.

Arnett picked up a save which gave the victory to Valdosta's second pitcher of the game Marty Lefiles, now 8-0. Leon Schielke started for Canyon and took the loss, his second in seven decisions.

Canyon had started the tournament—its third appearance under Brazzell—with a 12-inning, 3-2 victory over Pembroke, N.C., State Friday.

Valdosta State, figured to be one of the favorites, began Friday with a 4-3 loss to Phillips, but came back Saturday to down Malone, Ohio, College, 2-0, on a one-hitter by Bowen.



Enid, Okla., and the meeting between the only two teams still unbeaten in the tourney, United States International University (33-8) of San Diego and Eastern Connecticut State College (30-6).

The 10-8 loss to Valdosta State by Canyon was as nightmarish for the 'Lopes as Saturday's 7-5 loss to Eastern Connecticut. In both games, Canyon led early only to be undone by its own errors.



GRAND CANYON				VALDOSTA STATE					
ab	r	h	bi	ab	r	h	bi		
Coon ss	6	1	2	0	Summer c	5	2	2	1
Catalanotte rf	6	0	2	0	Tripp 2b	5	3	3	2
Fulmer cf	4	1	3	2	Felts lf	5	1	3	2
DeBattista 3b	5	2	2	0	Bowen cf	5	1	1	3
Hall if	4	2	1	0	Register rf	4	0	1	0
Quack'bush 1b	4	1	1	1	Jones lb	5	0	0	0
G. Graham dph	4	0	0	0	White 3b	5	0	0	0
Richards c	3	1	1	1	Fields ss	5	1	2	0
C. Graham 2b	5	0	0	1	Arnett dph-p	5	2	2	0
Totals	41	8	12	5	Totals	41	10	14	8

IP	H	R	ER	BB	SO
Hassell	2 2/3	2	3	1	2
Lefiles (W, 8-0)	5	6	2	2	2
Chadwick	2 1/3	4	3	2	2
Arnett	1	0	0	0	0
Schielke (L, 5-2)	1 1/3	4	4	3	1
Behrle	3 2/3	6	3	1	0
Graham	4	4	3	3	1

SAVE—Arnett. HBP—Bowen (by Schielke). HP—Behrle. PB—Richards. T—2:38. A—1,104.

Blazers Fall For Fourth Place

By JULIAN MILLER

PHOENIX, Ariz. — A last-inning rally by Eastern Connecticut State's Warriors sent Valdosta State College's Blazers to the sidelines of the NAIA National Baseball Tournament after a 3-2 defeat here Monday.

A desperation rally by the Warriors in the bottom of the ninth, composed of three consecutive singles spelled defeat for VSC in the first game of the semi-finals and sent the Blazers home with the fourth-place trophy.

In the other semi-final game here Monday, United States International University dumped Oshkosh 8-5, leaving USIU and ECS to battle it out for first place today. Since USIU is undefeated in tourney play, another

game will be needed to decide the national champion Wednesday should ECS win today.

VSC and ECS battled tooth and nail until the bottom of the last frame when first baseman John Bruton, second-bagger Al Haberen, and catcher Micki Redmon teamed up for back-to-back singles to break a 2-2 tie.

The Warriors from Willimantic, scored first in the bottom of the second and watched VSC tie it at 1-all in the top of the fifth.

Moving ahead again in the bottom of the sixth, only to be tied for the second time, at 2-all another Blazer rally in the top of the seventh, ECS finally moved ahead for good in the ninth.

The two teams battled a 97-degree heat in the late afternoon sun for a one-hour and 45 minute game.

The victory gave big right-

hander John Caneria a 10-3 record after he fanned a dozen batters and walked one while giving up six hits and two runs. He had just been announced as a second team NAIA All-America winner. His victory boosted the Warriors to a 31-8 record.

Pat Arnett, taking his second loss of the tournament, both of which Thomas said he shouldn't have lost, dropped to an 8-4 record for the year.

He struck out nine batters, walked one and gave up 11 hits while batting in both runs for his team.

Designated hitter for the warriors, Bill Azal, showed why with three hits and one run and an RBI in four times at bat. Among his laurels were a triple after which he scored the first run.

The triple came in the bottom of the second when he pounded

one over the head of center fielder Sam Bowen. After an out Bruton singled him in.

VSC tied it when first baseman Steve Jones walked and scored on Arnett's single, which bobbled out of the ECS center fielder's hands in the top of the fifth but neither team was through.

In the next frame, Warrior centerfielder Tom Somers doubled and Azal returned to the plate for another hit, which Bowen bobbled, allowing Somers to score.

Tying the game once again in the top of the seventh, VSC's Jerome Register singled, went to third on Jones' double and scored on Arnett's fielder's choice bunt.

The ninth frame, however, spelled defeat for VSC when after two outs, Keemon finally singled in Bruton.


BLAZER BOXSCORE:						
	ab	r	h	rbt		
Valdosta	4	0	0	0	0
Sumner C	4	0	0	0	0
Tripp, 2B	4	0	0	0	0
Feltz LF	4	0	1	0	0
Rosen CF	4	0	0	0	0
Register RF	4	1	1	0	0
Jones 1B	3	1	2	0	0
Fields SS	3	0	0	0	0
Arnette P	3	0	1	2	0
White 3B	3	0	1	0	0
TOTALS		32	2	6	2	2
Eastern Conn.	4	0	0	0	0
Richman SS	4	0	0	0	0
Reed F	4	0	0	0	0
Somers CF	4	1	2	0	0
Lynn LF	4	0	0	0	0
Azal DH	4	1	3	1	1
LaVerchia 3B	4	0	0	0	0
Bruton 1B	4	1	2	1	1
Haberern 2B	3	0	2	0	0
Keemon C	4	0	2	1	0
Caneria P	0	0	0	0	0
TOTALS		35	3	11	3	3
VSC	000	010	10	0-2	6-4
ECS	010	001	09	1-3	11-2
E — Bowen, Jones, Arnette, White, Caneria, Haberern.						
DP — Fields to Tripp to Jones, Richman to Haberern to Bruton.						
LOB — VSC 6, ECS 7						
B — Jones Somers						
3B — Azal						
SB — Feltz, Somers, Haberern 2.						
SAC — Fields, Arnette.						
ip h r er bb so						
Arnette (L-8-4)	..	9	11	3	3	1
Caneria (W-10-3)	..	4	6	2	2	1
PB Sumner						



Coach Tommy Thomas says the 32-11 Valdosta (Ga.) State University baseball team he brings to Springfield this week for the National Collegiate Athletic Association College Division World Series "has already surpassed every goal I hoped it could achieve."

So if the coach didn't figure the Blazers, who tangle with Louisiana State at New Orleans Saturday at 5 p.m. at Lathpier Park, were going to be this good, maybe they're a fluke, right? Hardly.

"I try to look at things objectively," said Thomas, "but I have to say we have a very explosive type team. We can hit anybody on any given day. We averaged about 11 runs and 14 hits per game in the (South) regional at Lakeland, Fla., and there were a couple of coaches quoted as saying they had never seen such devastating hitting by a college team. These coaches doing the talking were people who played teams like Miami, South Carolina, Florida State and Florida Southern, and they were saying we were



Dan Darden is the best hitting team they had seen. So I took it as "a compliment." "I can't recall the best hitting team they had seen. So I took it as a compliment."

ILLINOIS STATE REGISTER Sport

Larry Harnly, Sports Editor

BLAZERS COP TOVALER VICA

Statistical table with columns for player names and various performance metrics.

GENE FELT'S PLAYS AT PLATE... He pitched again last week...

Lewis... "I did a great job... never seen..."

Still, Thomas said... "We had one slump near the season where we had 50 hits in 10 games..."

Gene Felts... "I pitched again last week... against them and against them and...

Advertisement for 'MARTY LEFTLES' featuring a large photo of a man, text 'MARTY LEFTLES Gets Second Win', and other promotional text.

Chadwick, Blaz' Shutoff Bears

1974 RESUME VALDOSTA STATE BLAZERS

It is assumed that after a great year (like the 1973 Blazer season) always leads to a great recruiting advantage for the next campaign. This is not necessarily so, as Coach Tommy Thomas found after the Phoenix trip. He spent the greater part of the recruiting season attempting to advance through tournaments, and it was the middle of June before he hit the road; and found some top talent already gone.

But Thomas had college baseball's best outfield returning with Gene Felts in left, Sam Bowen in center, and Jerome Register in right. Valdostan Darrell Branam (.326) would be behind the plate, while red-shirts Jeff Greenhalgh (.231, first), and Pete Reeves (.271, short) would man infield positions. He recruited Dan Alford (.189) for second, and Steve Sumner (.286; Frank's cousin, who would share play with returnee Marty Bishop, .271) for third, and that left the big position (pitching) to be tackled.

VSC had lost the heart of its 1973 staff, with the departures of Arnett, and Daney, but returned Marty LeFiles (2-2, 4.50 ERA), Dan Chadwick (3-3, 3.12 ERA), and Rick Bowers (6-0, 0.90 ERA), although much more depth was needed. This was solved, after decision delays, and long recruiting battles, when JC transfers Dan Darden, and Foster Foran, and high schoolers Bill Petty, and Steve McDiffitt decided to join the Blazer fold.

Valdosta State began their quest for another NAIA World Series, and the initial South Atlantic Conference championship, with a twin-bill sweep of Shorter, behind Darden (7-2, 2.20 ERA), and Petty (11-2, 2.02 ERA). But it was not easy, early going, as the Blazers stood 6-5 at one point, before ending with a 35-10, regular season mark. Recruits shined early, as Foran (.405) assumed the DH duties, and had 18 RBI's in 11 games, before being sidelined with a broken wrist, and later for the entire season, with a broken ankle. Petty had the best ever year for a frosh pitcher, and Darden (.368) took over the DH job with much success. McDiffitt (5-1, 3.52 ERA) was rained-out of his first two starts, but later defeated Lewis (NAIA National champs), Georgia Southern (33-2, and ranked 4th. in the nation), and Florida State, to earn his nickname of "The Giant Killer."

Darden gave up his pitching career once he became the designated hitter, and at one point in the season went 25x38. He was also prone to slumps, however, and as he hit it, it seemed the rest of the team followed. Register (.347) had another super year, while Felts (.290) had an off-year, for him. The two-time All-American, senior had 34 RBI's, and 10 doubles, and played great defense. Bowen (.344) became VSC's second, first-team, All-American, as the Brunswick, centerfielder displayed great play all season. His impression helped further the reputation of Blazer baseball, nation wide. At the season's end, all three outfielders were drafted, and signed by professional teams. Of all the nation's colleges, no other school could boast this fact.

The South Atlantic Conference proved no obstacle, as VSC ran up a 16-2 league mark, far ahead of second-place Columbus (12-8). The Blazers 35-10, regular season log was a record. All set to enter the NAIA District tourney, Coach Thomas opted for the NCAA Regional in Lakeland, Fla., where three of the nation's six top-ranked (small college) teams lay in wait.

VSC simply destroyed the opposition in Lakeland, smothering Rollins (13-6), and bombing Eckerd twice (11-4 and 15-3; sandwiched between an 8-5 loss). Bowen got the MVP trophy, and also was given the nod for both centerfielder and pitcher

on the All-Regional tourney team. Both LeFiles and Petty pitched well, while Darden and Greenhagh, especially, murdered the ball.

In their first trip to Springfield, Ill., and the Division II World Series, the Blazers were ousted in two straight games. New Orleans blasted a host of VSC pitchers 13-9 (Bowen had 3-hits), and New Haven won a 1-0 squeaker, although Petty pitched a great game. The final log of 38-13 solidified Valdosta State as a legitimate small college power, especially with their NCAA success.



Branam & LeFiles



Branam



Reeves



Foran

VALDOSTA STATE
1974 Baseball
FINAL STATISTICS
won 38 - lost 13

	AB	R	H	BI	AVG.	2B	3B	HR	SB
Foster Foran, dh	42	12	17	18	.405	3	0	2	1
Dan Darden, dh	106	25	39	8	.368	4	0	0	7
Jerome Register, rf	150	32	52	29	.347	8	3	1	10
Sam Bowen, cf	160	52	55	37	.344	11	6	7	20
Darrell Branam, c	132	28	43	34	.326	7	0	3	2
Gene Felts, lf	183	39	53	30	.290	10	4	0	14
Steve Sumner, 3b	98	16	28	15	.286	3	1	0	3
Pete Reeves, ss	96	17	26	4	.271	3	0	0	3
Marty Bishop, 3b	85	9	23	15	.271	5	1	0	2
Jeff Greenhalgh, 1b	117	20	27	26	.231	2	1	3	2
Dan Alford, 2b	127	19	24	18	.189	3	2	1	12
Bill Parsons, ss	46	12	8	4	.174	1	0	0	3
Jerry Dennis, 1b	44	3	7	3	.159	1	0	0	1
TOTALS	1491	304	427	250	.286	63	18	17	86

(Lark Hahn, of 7-3, .429; Jim Roquemore, c 7-3, .429; Vince Musashe, 2b 32-9, .281; Ralph Starling, of 24-6, .250; Marty LeFiles, p 6-1, .167; Bill Petty, p 29-3, .103)

	G	IP	H	R	ER	BB	SO	W-L	E.R.A.
Rick Bowers	9	50	36	11	5	27	25	6-0	0.90
Bill Petty	14	80.1	64	24	18	24	30	11-2	2.02
Dan Darden	13	69.2	48	32	17	42	56	7-2	2.19
Dan Chadwick	10	57.2	53	25	20	28	21	3-3	3.12
Steve McDiffitt	9	46	42	21	18	18	19	5-1	3.52
Marty LeFiles	16	44	43	27	22	18	17	2-2	4.50
TOTALS	51	397	344	174	123	191	207	38-13	2.79

(Jim Roquemore 0-0, 0.00; Foster Foran 2-2, 3.95; Sam Bowen 2-1, 4.15; Tony Ferrera 0-0, 4.50; Bill Parsons 0-0, 9.00)



Register and Bowen



Felts

VALDOSTA STATE
1974 Baseball
FINAL SCORES
won 38 - lost 13

VSC 9, Shorter	4
VSC 7, Shorter	4
(L) VSC 4, Vanderbilt	8
(L) VSC 5, Vanderbilt	8
VSC 4, Morris Harvey	3
VSC 10, Morris Harvey	0
(L) VSC 2, Morris Harvey	7
VSC 3, Bowling Green State	2
(L) VSC 1, Georgia	3
VSC 7, Ashland	2
(L) VSC 0, Ohio	7
VSC 5, Ohio	3
VSC 1, Mercer-Atlanta	0
VSC 7, Mercer-Atlanta	1
VSC 8, Georgia Southwestern ..	1
(L) VSC 3, Florida State	6
VSC 4, Erskine	1
VSC 3, Mercer	0
VSC 5, Southern Tech	3
VSC 8, Southern Tech	0
VSC 6, Armstrong State	1
(L) VSC 5, Armstrong State	6
VSC 6, Lewis	5
(L) VSC 6, Lewis	7
VSC 11, Columbus	6
VSC 6, Columbus	3
VSC 6, Georgia Southern	3
VSC 5, Georgia Southern	4
VSC 3, Augusta	0

VSC 4, Augusta	0
VSC 8, Armstrong State	0
VSC 12, Armstrong State	4
VSC 15, Florida State	1
VSC 18, Southern Tech	3
VSC 6, Southern Tech	5
(L) VSC 3, Columbus	7
VSC 5, Columbus	4
VSC 10, Georgia Southwestern ..	7
VSC 4, West Georgia	3
VSC 2, West Georgia	1
VSC 2, Albany State	1
VSC 4, Albany State	3
(L) VSC 1, Mercer	2
VSC 6, Augusta	0
VSC 1, Augusta	0

NCAA SOUTH ATLANTIC REGIONAL
Lakeland, Fla.

VSC 13, Rollins	6
VSC 11, Eckerd	4
(L) VSC 5, Eckerd	8
VSC 15, Eckerd	3

NCAA DIVISION II WORLD SERIES
Springfield, Ill.

(L) VSC 9, New Orleans	13
(L) VSC 0, New Haven	1



Thomas and Bowen

March 9

	123	456	7	R	H	E
Shorter	103	000	0	-	4	8
Valdosta State	000	342	x	-	9	10

Wright, Dean (5) & McGinnis; Darden & Branam. (Felts 2x4; Bowen 3x4, 2b-2b-2b; Branam 2b, 2 rbi's) WP- Darden (1-0), LP- Wright (0-1)

	123	456	7	R	H	E
Shorter	000	130	0	-	4	4
Valdosta State	010	420	x	-	7	6

Robbins, Johnston (4) & Summers, McGinnis (5); Petty & Branam. (Felts 2x3; Branam 2 rbi's) WP- Petty (1-0), LP- Robbins (0-1)

March 10

	123	456	7	R	H	E
Vanderbilt	202	000	4	-	8	10
Valdosta State	000	202	0	-	4	7

Coyne, Palmore (7) & Tinsley; Foran, LeFiles (3), L. Felts (7) & Branam, Foran (3). (Felts 2x3; Register 3b, 3 rbi's) WP- Coyne (2-0), LP- LeFiles (0-1)

	123	456	7	R	H	E
Vanderbilt	020	013	2	-	8	11
Valdosta State	000	005	0	-	5	9

Wilson, Rhodes (6), Palmore (7) & Garcia; Bowen, McDiffitt (6), Ferrera (7) & Foran. (Alford 2 rbi's; Foran 3x3, HR, 2 rbi's; Dennis 2x4, Starling 2x4) WP- Wilson (1-1), LP- Bowen (0-1)

March 11

	123	456	789	1011	R	H	E
Morris Harvey	000	020	100	0	0	-	3
Valdosta State	000	001	200	0	1	-	4

Glover, Farrell (8) & Cappuccio; Chadwick & Foran. (Foran 2x5, 2b, 2 rbi's; Register 3x5) WP- Chadwick (1-0), LP- Farrell (0-1)

March 12

	123	456	789	R	H	E
Morris Harvey	000	000	000	-	0	7
Valdosta State	000	261	01x	-	10	15

Francis & Cappuccio; Bowers & Branam, Roquemore (8). (Foran 3x3, 2b, HR, 5 rbi's; Reeves 2x3; Felts 2x5; Dennis 2x5) WP- Bowers (1-0), LP- Francis (0-2)

March 13

	123	456	789	R	H	E
Morris Harvey	000	005	002	- 7	8	1
Valdosta State	200	000	000	- 2	9	5

Farrell & Cappuccio; Darden & Foran, Roquemore (7).
(Felts 2x4, 3b; Register 2x4; Petty 2x4) WP- Farrell
(1-1), LP- Darden (1-1)

March 20

	123	456	7	R	H	E
Bowling Green State ..	010	100	0	- 2	6	1
Valdosta State	200	100	x	- 3	6	0

Hale, Frilling (5) & Owen; Petty, LeFiles (6)
& Branam. WP- Petty (2-0), LP- Hale (0-1)

	123	456	7	R	H	E
Georgia	000	210	0	- 3	4	0
Valdosta State	000	100	0	- 1	2	3

Ivie, Tripp (6) & O'Conner; Darden & Branam.
WP- Ivie (1-0), LP- Darden (1-2)

March 21 - @ Mercer-Atlanta (2), rain

March 22

	123	456	789	R	H	E
Ashland	000	110	000	- 2	6	1
Valdosta State	000	030	40x	- 7	11	1

May, Woolford (7), Pedichord (8) & Rupert;
Bowers & Branam. (Sumner 2x5, 2b; Felts 2x4, 2b;
Bowen 2b, 2 rbi's; Greenhalgh 2x5) WP- Bowers
(2-0), LP- May (1-1)

March 23

	123	456	7	R	H	E
Ohio	000	304	0	- 7	11	1
Valdosta State	000	000	0	- 0	5	1

Tobik & Robertson; Chadwick, Ferrera (6),
Roquemore (7) & Branam. (Felts 2x4, 2b)
WP- Tobik (2-0), LP- Chadwick (1-1)

	123	456	7	R	H	E
Ohio	011	000	1	- 3	8	2
Valdosta State	040	100	x	- 5	3	1

Corron, Williams (4) & Nicholson, Robertson (6);
Foran & Branam. (Bishop 2b, 2 rbi's) WP- Foran
(1-0), LP- Corron (0-1)

March 24

	123	456	7	R	H	E
Mercer-Atlanta	000	000	0	- 0	0	1
Valdosta State	001	000	x	- 1	2	0

Hurst & Reed; Darden & Branam. (Register
2x2, HR) WP- Darden (2-2), LP- Hurst (2-2)

	123	456	7	R	H	E
Mercer-Atlanta	000	000	1	-	1	7 2
Valdosta State	005	020	x	-	7	8 2

Caldwell, Hunter (5) & Reed; Petty & Branam,
Roquemore (7). (Bowen 3x3) WP- Petty (3-0),
LP- Caldwell (2-2)

March 25 - MacMurray (2), rain

March 27

	123	456	789	R	H	E
Ga. Southwestern	100	000	000	-	1	4 3
Valdosta State	301	030	01x	-	8	8 3

Sprewell, Cartilage (5) & Strong; Bowers,
McDiffitt (9) & Branam. (Felts 2x5; Bowen 2 rbi's)
WP- Bowers (2-0), LP- Sprewell (2-3)

March 30

	123	456	789	R	H	E
Florida State	120	030	000	-	6	11 3
Valdosta State	010	001	010	-	3	11 5

Farmer, Rothschild (6), Kelly (8) & Tandlich,
Drews (9); Foran, LeFiles (5) & Branam. (Darden
2x6; Felts 3x5, 2b; Branam 2x5; Reeves 2x4)
WP- Farmer (3-1), LP- Foran (1-1)

April 1

	123	456	789	R	H	E
Erskine	000	100	000	-	1	2 2
Valdosta State	010	102	00x	-	4	7 3

Hirst & Pendley, Line (8); Darden & Branam.
(Reeves 2x3; Bowen 2x3, 2b; Foran 3 rbi's)
WP- Darden (3-2), LP- Hirst (1-1)

April 2 - Erskine, rain

April 4

	123	456	789	R	H	E
Mercer	000	000	000	-	0	1 2
Valdosta State	001	001	01x	-	3	8 0

Hart, Yopp (7) & Dennis; Chadwick & Branam.
(Bowen 2x3; Register 2x3, 2b, 2 rbi's) WP-
Chadwick (2-1), LP- Hart (2-2)

April 6

	123	456	7	R	H	E
Southern Tech	000	120	0	-	3	6 3
Valdosta State	040	010	x	-	5	9 3

Braun & Newman; Foran, LeFiles (6) & Branam.
(Register 3x3; Sumner 2x3) WP- Foran (2-1),
LP- Braun (0-2)

	123	456	7	R	H	E	
Southern Tech	000	000	0	-	0	2	1
Valdosta State	020	132	x	-	8	10	1

Prince, Benson (6), Mersfelder (6) & Newman;
 Petty & Branam, Roquemore (7). (Bowen 2x4, 2b,
 2 rbi's; Register 3x3; Branam 2x3, 2b; Alford
 3 rbi's) WP- Petty (4-0), LP- Prince (0-3)

April 9 @ Savannah, Ga.

	123	456	7	R	H	E	
Valdosta State	040	020	0	-	6	5	3
Armstrong State	000	001	0	-	1	6	2

Darden, LeFiles (6) & Branam; Maner & Barnhill.
 (Branam HR, 3 rbi's; Alford HR) WP- Darden (4-2),
 LP- Maner (3-2)

	123	456	7	R	H	E	
Valdosta State	000	030	2	-	5	4	2
Armstrong State	000	330	x	-	6	8	1

Bowers, LeFiles (4), Chadwick (5) & Branam;
 Moore, Zettler (5), Bumgardner (7) & Graham.
 (Sumner 2 rbi's; Foran 2x4, 2 rbi's) WP- Zettler
 (2-0), LP- LeFiles (0-2)

April 10

	123	456	789	R	H	E	
Lewis	000	100	310	-	5	11	6
Valdosta State	000	300	03x	-	6	11	2

Fick, Quigley (8) & Baranak; McDiffitt, LeFiles
 (9) & Branam. (Register 2x4; Branam 3x4, 2b;
 Sumner 3 rbi's) WP- McDiffitt (1-0), LP- Fick (2-1)

	123	456	789	R	H	E	
Lewis	003	003	001	-	7	7	0
Valdosta State	411	000	000	-	6	11	5

Brennan & Baranak; Foran, Bowers (9) & Branam.
 (Darden 2x4; Register 2 rbi's; Branam 2x5, HR;
 Bishop 2x4; Reeves 2x3) WP- Brennan (4-0), LP-
 Foran (2-2)

April 13 & 14 - @ West Georgia (2), wet grounds?

April 16

	123	456	7	R	H	E	
Columbus	002	400	0	-	6	8	1
Valdosta State	404	003	x	-	11	11	1

Wright & Chester; Darden, LeFiles (5) & Branam.
 (Felts 3x4, 2b-2b, 4 rbi's; Register 2 rbi's;
 Branam 2 rbi's; Bishop 2x3) WP- Darden (5-2),
 LP- Wright (2-7)

	123	456	7	R	H	E
Columbus	300	000	0	- 3	4	1
Valdosta State	023	100	x	- 6	9	1

Marschand, Witt (3), Mallory (6) & Chester;
 Petty & Branam. (Felts 2x3, 2b; Register 2x3;
 2b, 3b) WP- Petty (5-0), LP- Marschand (5-4)

April 18

	123	456	7	R	H	E
Georgia Southern	000	300	0	- 3	8	2
Valdosta State	300	003	x	- 6	5	2

Beck & Salter; McDiffitt & Branam. (Darden
 2x3; Register 2 rbi's; Alford 2 rbi's) WP-
 McDiffitt (2-0), LP- Beck (3-2)

	123	456	7	R	H	E
Georgia Southern	020	020	0	- 4	8	1
Valdosta State	032	000	x	- 5	7	0

Kruppa & Salter; LeFiles, Petty (5) & Branam.
 (Greenhalgh HR, 3 rbi's) WP- Petty (6-0), LP-
 Kruppa (3-1)

April 20

	123	456	7	R	H	E
Augusta	000	000	0	- 0	4	0
Valdosta State	002	100	x	- 3	4	2

Brown & Tillman; Bowers & Branam. WP- Bowers
 (4-0), LP- Brown (1-3)

	123	456	7	R	H	E
Augusta	000	000	0	- 0	3	3
Valdosta State	010	030	x	- 4	4	2

Bolcher & Tillman; Chadwick & Branam.
 WP- Chadwick (3-1), LP- Bolcher (2-3)

April 23

	123	456	7	R	H	E
Armstrong State	000	000	0	- 0	5	2
Valdosta State	200	105	x	- 8	12	1

Bumgardner & Barnhill; Petty & Branam.
 (Darden 3x4; Branam 2x4, 2 rbi's; Sumner 2x2,
 2b-2b; Greenhalgh 2 rbi's) WP- Petty (7-0),
 LP- Bumgardner (6-2)

	123	456	7	R	H	E
Armstrong State	200	011	0	- 4	6	2
Valdosta State	471	000	x	- 12	12	3

Maner, Holland (1), Zettler (2) & Graham;
 Darden, Petty (2), LeFiles (7) & Branam,
 Roquemore (6). (Bower 3x3, HR, 3 rbi's; Felts
 2x4, 2b-2b; Register 2b, 2 rbi's; Bishop 2x3, 2b,
 2 rbi's; Greenhalgh 2 rbi's) WP- Petty (8-0),
 LP- Maner (4-3)

April 24 @ Tallahassee, Fla.

	123	456	789	R	H	E
Valdosta State	333	020	103	-15	14	3
Florida State	000	100	000	- 1	4	6

McDiffitt & Branam; Herring, Rothchils (2),
Brown (3), Farmer (5), Mayer (9) & Lugo.
(Darden 2x4; Felts 2x5, 3b, 4 rbi's; Register
2 rbi's; Alford 2x4; Parsons 3x3, 2 rbi's)
WP- McDiffitt (3-0), LP- Herring (4-4)

April 27 @ Marietta, Ga.

	123	456	7	R	H	E
Valdosta State	320	613	3	-18	23	3
Southern Tech	101	000	1	- 3	10	4

Bowers, LeFiles (6) & Branam, Roquemore (6);
Mersfelder, Gillum (4) & Newman. (Darden 3x3,
2b; Felts 4x5, 6 rbi's; Alford 2x2; Bishop 2x5,
2 rbi's; Greenhalgh 2x2; Reeves 2x4) WP- Bowers
(5-0), LP- Mersfelder (0-4)

	123	456	78	R	H	E
Valdosta State	001	111	11	- 6	10	1
Southern Tech	200	102	00	- 5	11	4

Chadwick, Darden (6) & Branam; Prince & Newman.
(Darden 2x4, 2b; Register 2x5; Sumner 2x3, 2 rbi's)
WP- Darden (5-2), LP- Prince (1-7)

April 30 @ Columbus, Ga.

	123	456	7	R	H	E
Valdosta State	200	000	1	- 3	11	2
Columbus	402	001	x	- 7	12	2

Petty, LeFiles (2) & Branam; Marschand & Chester.
(Darden 2x4; Bowen 2x4, HR, 2 rbi's; Register 2x4,
2b; Branam 2x3) WP- Marschand (9-5), LP- Petty (8-1)

May 1 @ Americus, Ga.

	123	456	789	R	H	E
Valdosta State	401	400	001	-10	9	4
Ga. Southwestern	000	201	103	- 7	5	4

Darden & Branam; Sprewell, Cartilage (4) &
Strong. (Greenhalgh 2 rbi's) WP- Darden (6-2),
LP- Sprewell (6-7)

May 3 @ Macon, Ga.

	123	456	789	R	H	E
Valdosta State	100	000	000	- 1	3	2
Mercer	020	000	00x	- 2	7	1

Chadwick & Branam; Yopp & Dennis. WP- Yopp
(6-3), LP- Chadwick (3-2)

	123	456	7	R	H	E
Valdosta State	100	022	0	- 5	10	0
Columbus	010	200	1	- 4	6	1

McDiffitt, Petty (7) & Branam; Wright, Witt (6)
& Bailey. (Darden 4x4; Bowen 2x4) WP- McDiffitt
(4-0), LP- Wright (5-8)

May 4 - with VSC ahead 4-2 in the 4th, with the bases loaded, and one out, a cloud-burst (named the Archie Drip, by "Little 'D'") rained-out a win over West Georgia; but the next day...

May 5

	123	456	7	R	H	E	
West Georgia	200	000	1	-	3	4	0
Valdosta State	001	002	1	-	4	7	1

Bennett, Camp (6) & Jandl; Petty & Branam.
 (Bowen 2x4, HR, 2b, 2 rbi's; Branam 2x3, 2b, 2 rbi's) WP- Petty (9-1), LP- Camp (12-3)

	123	456	7	R	H	E	
West Georgia	000	010	0	-	1	3	1
Valdosta State	000	020	x	-	2	3	1

Camp, Newkirk (4) & Lewis; Bowers & Branam.
 WP- Bowers (6-0), LP- Newkirk (4-4)

May 6 @ Albany, Ga.

	123	456	789	R	H	E	
Valdosta State	000	000	101	-	2	3	1
Albany State	010	000	000	-	1	2	2

LeFiles, Darden (4), Bowen (7) & Roquemore, Branam (4); Harris & McConnell. WP- Bowen (1-1), LP- Harris (3-1)

May 9

	123	456	789	10	R	H	E	
Albany State	100	100	000	1	-	3	11	1
Valdosta State	010	010	000	2	-	4	7	1

McConnell, Harris (10) & Stroble, McConnell (10); Chadwick, Darden (6) & Branam. (Bowen HR; Musashe 3x4, 2 rbi's) WP- Darden (7-2), LP- Harris (3-2)

May 11 @ Augusta, Ga.

	123	456	7	R	H	E	
Valdosta State	200	040	0	-	6	8	1
Augusta	000	000	0	-	0	2	4

McDiffitt & Branam; Fitzgerald, Belcher (5) & Tillman. (Bowen 2x4, HR, 2b; Branam 2x3) WP- McDiffitt (5-0), LP- Fitzgerald (0-5)

	123	456	7	R	H	E	
Valdosta State	000	001	0	-	1	0	1
Augusta	000	000	0	-	0	4	2

Petty & Branam; Brown & Crawford. WP- Petty (10-1), LP- Brown (3-4)

Dan's Zip Leads Blazers' Sweep

By MIKE CHASON

Junior righthander Dan Darden was the man of the hour at Blazer field Sunday when he hurled VSC's first no-hitter since 1970.

And Jerome Register ran a close second as he blasted a home run in the third inning for the game's only score in the Blazer's 1-0 victory over Mercer of Atlanta.

In the second game of the twin-bill, lefthander Billy Petty hurled six consecutive innings of shutout ball before the Hawks picked up one run in the last frame to make the final score 7-1 with the Blazers on top.

Darden, a Macon, Georgia native, struck out five and walked only one. Rico Christou, designated hitter, was the only Hawk baserunner in the third inning.

"From the fifth inning on, the no-hitter was on my mind," Darden said.

"My arm was hurting pretty bad before the game, but after I got started, the ball was moving real well.

"In the late innings, I was

getting stronger, but I was awful glad to see Sam (Bowen) catch that last one." Darden laughed. He is now 2-2 on the year.

Bowen simply ran down a drive to center field turning it into a routine flyout to end the game and preserve the shutout.

Valdosta State's last no-hitter prior to Darden's came in 1970 when LeRoy Purdy and Steve Sorgius pitched back-to-back no-hit games against Shorter.

Besides his home run, Register cracked the only other Blazer hit off Mercer-Atlanta's Mike Hurst with a single in the fifth.

Hurst had a fine day himself by striking out five and walking two, but his record fell to 1-2.

In the nightcap, the Blazers scored five runs in the third and two in the fifth to capture their third straight win and fourth in the last five games.

Petty upped his record to 3-0 with the triumph. He showed superb control all afternoon by walking only one and whiffing three.

Darden, in the designated hitter's role, singled to left in the third inning to start the action. Marty Bishop followed him with a base on balls, and Bowen drove Darden home with another single.

Bishop scored a second later when the leftfielder, Chuck Gillman, threw the ball away on the relay. Bowen went to third on the play.

Darrell Branam and Jeff Greenhalgh then drew walks to load the bases.

Jerome Register continued his heroics by lofting a double just inside the right field foul line to plate Bowen and Bill Parsons, who came in as a courtesy runner for Branam.

In the fifth, Mercer-Atlanta relief pitcher Gene Hunter walked Bowen. The talented Blazer centerfielder, who went 3-3 in the game, then went to second on a passed ball.

Branam waited out another walk, and Greenhalgh advanced both runners with his bouncer to the first baseman, Joe Daniel.

Lark Hahn, batting for Register, then slammed his first hit of the year, driving Bowen home.

Bill Parsons, hitting for Dan Alford, then pounded a safety to bring in Jim Roquemore, running for Branam, for the final tally.

Head coach Tommy Thomas was proud of Darden and Petty, but equally pleased by the Blazer defense.

"We had great pitching and outstanding defense in both games today," Thomas said.

"Our defense has looked real good since we made our change a few games ago," he continued.

The change Thomas was referring to was moving Dan Alford from shortstop to second base and adding Pete Reeves to the lineup at shortstop.

"Reeves has made some tremendous plays at short. In fact, the whole defense is not only making the routine play, but the really tough play also.

"If our hitting would just

come around, we'd be in really great shape.

"Of course, with good pitching and defense, we could conceivably stay in every game, but good hitting would make things a lot simpler," he added.

The Blazers are now 9-5 on the year. They were scheduled to take on McMurray College (Illinois) today in a doubleheader beginning at 2 p.m.

Thomas had slated rookie Steve McDiffitt to start the first game, and Valdostan Marty LeFiles in the second.

Mercer-Atlanta	ab	r	h	rbi
Gillman, rf	3	0	0	0
Mayo, 2b	3	0	0	0
Hutcherson, 3b	3	0	0	0
Eberhard, ss	2	0	0	0
Reed, c	2	0	0	0
Daniel, cf	2	0	0	0
Walker, rf	2	0	0	0
Kruszko, 1b	2	0	0	0
Kruszko, 1b	2	0	0	0
Christou, dh	1	0	0	0
Hurst, p	0	0	0	0
Totals	20	0	0	0
Valdosta State	ab	r	h	rbi
Sumner, 2b	3	0	0	0
Dennis, dh	3	0	0	0
Fells, lf	3	0	0	0
Bowen, cf	3	0	0	0
Branam, c	1	0	0	0
Greenhalgh, 1b	2	0	0	0
Greenhalgh, 1b	2	0	0	0
Register, rf	2	1	2	1
Alford, 2b	2	0	0	0
Hiques, ss	1	0	0	0
Darden, p	0	0	0	0
Totals	20	1	2	1
Mercer-Atlanta	0-0	0-0	0-0-1	
VSC	001	000	X-1-2-0	
E - Eberhard				
LCB - VSC 3, M-A 0.				
HR - Register				

	ip	h	r	bb	so
Hurst (L-1-2)	6	2	1	2	5
Darden (w-2-2)	7	0	0	1	5

SECOND GAME

Mercer-Atlanta	ab	r	h	rbi
Hutcherson, 2b	4	0	1	1
Eberhard, ss	3	0	0	0
Daniel, 1b	3	0	0	0
Reed, c	3	0	0	0
Christou, cf	3	0	1	0
Mayo, 2b	2	0	1	0
Walker, rf	3	1	2	0
Gillman, lf	3	0	1	0
Wilson, dh	3	0	1	0
Caldwell, p	0	0	0	0
Hunter, p	0	0	0	0
Totals	27	1	7	1
VSC	ab	r	h	rbi
Darden, dh	3	1	1	0
Bishop, 3b	2	1	1	0
Fells, lf	4	0	0	0
Bowen, cf	3	2	3	1
Branam, c	1	2	0	0
Greenhalgh, 1b	1	1	0	0
Register, rf	2	0	1	1
Alford, 2b	2	0	0	0
Reeves, ss	3	0	0	0
Petty, p	0	0	0	0
Musashelp	1	0	0	0
Hahn, ph	1	0	1	1
Parsons, 2b	1	0	1	1
Roquemore, c	1	0	0	0
Totals	25	7	8	4
Mercer-Atlanta	0-0	0-0	1-1-2-2	
VSC	005	020	X-1-0-2	
E - Reeves, Branam, Reed, Gillman.				
LOB - M-A 6, VSC 7.				
JB - Register				
SB - Bishop				

Exploding VSC Burns CC

By JULIAN MILLER

Valdosta State College's Blazers used their most productive hitting effort of the season and the right arms of two pitchers to bury Columbus College 11-6 and then tally to a 6-3 victory over the Cougars in two South Atlantic Conference baseball games here Tuesday.

Following the explosive hitting of senior All-America leftfielder Gene Felts and catcher Daryl Braman and the relief pitching of Valdosta native Marty LeFiles, the Blazers turned in three scoring outbursts to stamp the Cougars in a controversy delayed opening game?

Then the Power hitting of Jerome Register, another Valdosta native, and Sam Bowen, VSC's talented centerfielder, helped Bill Petty chalk up his fifth win in five starts and give the Blazers a clean sweep.

In the first game, the now 20-6 Blazers exploded for four runs in the first and third innings and three more in the sixth for good measure while allowing the visitors only two in the third and four in the fourth.

Cougar Ace Paul Wright, who's two wins have been no-hit shutouts, saw his dreams of another zip go down the drain when starting VSC nitcher Dan Darden slammed his first pitch over two diving infielders for the first of five straight singles as the Blazers chalked up four runs by their first four batters.

The stubborn Cougars fought back in the third when Steve Horne opened the frame with a double and Butch Bell followed it up with another to score Horne. Bell then tallied on Bobby Howard's sacrifice fly.

But as if insulted at the uprising the Blazers came on even stronger in the bottom of the frame when three hits, two base balls and a fielder's choice brought in four more runs to

give the Blazers what was to be the winning margin.

Darden's bases-loaded fielder's choice scored Steve Sumner and after Bowen walked to load the bases again Felts slammed a three run double before being cut down going to third.

The Cougars had picked up three more runs when Dan Crawford singled in Jeff Lindlie and Steve Helms and Horne singled in Crawford before the controversy started in the fourth inning.

As Crawford scored, designated hitter Verlin Perry failed to tag up on Butch Bell's fly out to Bowen and was ruled out by base umpire Tommy Hughes when the Blazers tagged second base.

After a heated argument from CC coach, plate umpire James Jennings reversed the decision and told the Blazers they must appeal the decision, which brought an angry Tommy Thomas to the field. After about 15 minutes of discussion Perry was again ruled out without the appeal.

Horne then teamed up with Bill Chester on a double steal to bring in the fourth run of the inning and cut the lead 8-6 but it was all she wrote for the Cougars.

VSC added three insurance

runs in the sixth when Felts teamed up for Foster Foran for a double steal to score one run and Braman became the leading VSC homerun hitter with a two-run shot over the left field fence, his third round tripper of the season.

LeFiles, who replaced an injured Dan Darden on the mound at the beginning of the fifth inning, picked up his third save of the season giving up only one hit and a base on balls to preserve Darden's fifth win in seven starts.

In the second game, Petty found himself in trouble when a double, two singles, two base on balls and a VSC error by Dan Alford gave Bell, Chester and Howard scoring runs and Columbus took a 3-0 lead in the top of the first inning.

But it was not enough for the now 10-20 Cougars as the Blazers turned on the scoring steam in the bottom of the second.

It was then Register slammed his double and score on a duplicate shot by Braman, who scored on Alford's sacrifice fly to cut the CC lead to 3-2.

Bowen tied it up in the third when he powered a solo homerun over the 365-foot sign in left center field for his first homer of the season and after back-to-back doubles by Felts

and Foran, Register slammed his triple to score both of them and give VSC the 5-3 lead.

The Blazers made it more definite in the fourth when Alford singled, and scored on Darden's second sacrifice fly of the day.

Thomas, who was thrilled with the Blazer hitting was just as pleased with the pitching of LeFiles and Petty.

"LeFiles came in and did his usual good job," Thomas said.

"But Darden didn't do that bad of a job. His arm is bothering him and he is to see a doctor about it today. And Bill Petty only gave up one hit after that first inning. He held his own."

The Blazers play host to the nationally renowned Georgia Southern Eagles in another twinbill at the VSC diamond on the school's North Campus Thursday beginning at 1 p.m.

-Blazers At A Glance-

FIRST GAME					SECOND GAME					
ab	r	h	rbt		ab	r	h	rbt		
Columbus	25	6	8	5	Columbus	22	3	4	2	
Perry, dh	3	0	1	0	Brooks, cf	2	0	0	0	
Horne, ss	3	2	2	0	Horne, ss	3	0	0	0	
Bell, 3b	3	1	1	2	Bell, 3b	1	1	0	0	
Chester, c	4	0	1	0	Chester, c	3	1	1	0	
Howard, 1b	1	0	0	1	Howard, 1b	3	1	2	2	
Brooks, cf	4	0	0	0	Perry, dh	2	0	1	0	
Lindlie, rf	3	1	0	0	Lindlie, rf	2	0	0	0	
Helms, lf	2	1	1	0	Helms, lf	3	0	0	0	
Crawford, 2b	2	1	2	2	Crawford, 2b	3	0	0	0	
Wright, p	0	0	0	0	Marschand, p	6	0	0	0	
Totals	25	6	8	5	Witt, p	0	0	0	0	
Valdosta					Mallory, p	0	0	0	0	
Darden, p	3	2	1	1	Totals	22	3	4	2	
LeFiles, p	1	0	0	0	Valdosta					
Bowen, cf	2	2	1	0	Darden, dh	3	0	0	1	
Felts, lf	4	2	3	4	Bowen, cf	3	1	1	1	
Foran, 1b	3	2	1	0	Felts, lf	3	1	2	0	
Register, rf	4	0	1	2	Foran, 1b	3	1	1	1	
Starling, 1f	0	0	0	0	Register, rf	3	1	2	1	
Braman, c	3	1	1	2	Alford, 2b	2	1	1	1	
Sumner, 2b	3	1	0	1	Sumner, 2b	3	0	1	0	
Bishop, 3b	3	1	2	0	Parsons, ss	2	0	0	0	
Reeves, ss	2	0	1	0	Petty, p	0	0	0	0	
Totals	28	11	11	10	Totals	24	6	9	6	
Columbus	002	6	0	8	5	Columbus	300	09	6	3-4
Valdosta	404	09	8	11-11	1	Valdosta	023	100	x	6-7

E. — Chester, Alford	p	h	r	er	bb	so
DP — Petty to Foran						
LHR — Columbus 7, Valdosta 4						
2B — Howard, Foran, Register, Felts						
Braman						
3B — Register						
RF — Bowen						
SB — Chester, Brooks, Felts						
SS — Parsons						
SP — Alford, Darden						

	ip	h	r	er	bb	so
Darden (W, 5-2)	4	5	6	6	5	2
LeFiles	3	1	0	0	1	0
Wright (L, 2-7)	6	11	11	11	6	3

	ip	h	r	er	bb	so
Witt	2	5	1	1	1	1
Mallory	1	0	0	0	0	0
Petty (W, 5-0)	7	4	3	2	5	7
WP — Marschand						

Blazers Shock Powerful Eagles In Twin-Bill Sweep

By MIKE CHASON

The powerful Georgia Southern College Eagles swooped down on Blazer Field Thursday carrying an amazing 33-2 record and a fourth place ranking in the major college baseball poll atop their shoulders.

But the weight was a bit too heavy, because it only took a pair of Valdosta State College freshmen pitchers with nothing to lose to topple the Eagles from their perch with back-to-back Blazer baseball victories by 6-3 and 5-4 margins.

Steve McDiffitt from New Martinsville, W. Va. went the

distance in the first game scattering eight Southern hits and walking only one to raise his record to 2-0.

Ace reliever Marty LeFiles started the nightcap, but yielded to lefthander Bill Petty in the fifth inning with the bases loaded and nobody out.

Petty, a Grove City, Ohio native, allowed only two hits the rest of the way, boosting his record to 6-0 on the year.

Blazer head coach Tommy Thomas didn't try to hold back how proud he was of his team.

"We got great jobs from all our boys today from the mound and at the bat,"

Thomas said.

"Our pitchers did the job I didn't think they could do. They kept Southern from killing the ball like everyone knows they're capable of doing. Alford (Dan) hit the ball solid all day, and Jeff Greenhalgh's home run in the second game proved to be the big winner."

Southern's head coach Ron Polk, although disappointed with the losses, was not surprised at the strength at the VSC squad.

"We knew Valdosta State had a fine team when we came down here," Polk said.

"I think being on the road

and the seven inning games hurt our team, but you can't take anything away from Valdosta. They hit the ball better than I thought they would."

Valdosta State wasted no time in getting on the board when they rapped Eagle pitcher Barry Beck for three hits and three runs in the first inning of the afternoon.

Dan Darden led off with an infield hit, followed by Sam Bowen who reached first on a miscue by Southern's shortstop Rich Toth.

Gene Felts then slammed a double off the left field fence to plate Darden and send

Bowen to third.

Foster Foran walked, and Jerome Register delivered a clutch single to center to score Bowen and Felts.

That ended the scoring for the inning, but not the action. When Foran was sliding into third, his foot jammed against the bag, and the result was a broken ankle which will sideline him for the rest of the season.

In the fourth, Southern came roaring back to chalk up three runs after McDiffitt hit Jim Morrison, and Mike Cash drove him home with a double down the right field line.

Cash scored on a sacrifice fly by Rich Toth after Steve Garcia had singled. Garcia moved into scoring position on a walk to Jamie Ivins, and Bobby Salter obliged him by slashing a single to left.

Ivins had a notion of going home on the play, but a perfect strike from Bowen in center field to Darrell Branam behind the plate ended his hope as well as the Eagle scoring.

In the sixth, Beck walked Register and Branam, and Felts reached base on an error by second baseman Cash.

Dan Alford took advantage

of the situation by lining a single to right to score Felts and Register. Branam scored on Marty Bishop's fielder's choice.

In the second game, Southern's Cash hit a two run homer in the top of the second to put the Eagles on top.

Not to be outdone, Jeff Greenhalgh crashed a three run shot off GSC's Ken Cruppa in the bottom half of the frame to send the Blazers out front to stay.

Register legged out a triple in the third frame to score Bowen who had singled and then crossed the plate himself a moment later on Branam's

single to left.

The Eagles added two more runs in the fifth on four consecutive walks and a fielder's choice, but a double play from second baseman Alford to Greenhalgh wiped out any scoring hopes.

"On this day, I'd have to say that Southern was not the club I thought they would be," Thomas surmised. "But if we played again tomorrow, things might be different."

VSC, now 20-3 is scheduled to take on South Atlantic Conference foe Augusta College at Blazer Field Saturday in a 1 p.m. doubleheader.



McDiffitt Got His Chance At Ga. Southern's Expense

By JULIAN MILLER


Steve McDiffitt left his home in New Martinsville, W. Va for the baseball diamond at Valdosta State College looking for some top name competition, but he never expected to his second start of his collegiate career to be against the fourth placed team in the nation.

It didn't seem to phase the freshman right hander here Thursday, however, as he mowed down the Georgia Southern College Eagles in his second start ever, going the distance with for the first of two victories the Blazers were to chalk up against the previously 30-2 Statesboro team.

"I kept telling myself they were no better than any body else," the mild mannered freshman said after the 6-3 win. "I had heard a lot about them about how good they were.

"But around the fifth inning I began thinking they didn't deserve that number four rating, that we were a better team. I still believe that."

Although he went the distance, McDiffitt was never sure of the win until the last



STEVE McDIFFITT Gets Second Win

play was over. His teammates had backed him up with three runs in the first inning only to be tied when he ran into trouble in the top of the fourth.

"I didn't know what to think then," he admitted. "I kept saying 'well, this is gonna be my last inning.' But we got out of it. Then Dan Alford came through with a great hit (one that scored two more runs for VSC to clinch the win) and

things looked different."

McDiffitt issued one base on balls, walked another by hitting him with a pitch and struck out three while giving up eight hits for his second win.

"My arm got tired in the fourth inning and I could tell I was losing alot," he admitted. "I started using a lot of change up pitches and the curve ball a lot more. My curve ball was working today, I'd have to say say it was."

Not being in the regular rotation, McDiffitt had vowed to prove himself any time he got to the mound. He had mixed reactions about pitching against the Eagles.

"You always hope to get a chance to prove yourself good enough," McDiffitt said. "I was a little scared when I heard I was going to start. I guess I wasn't really sure what to think. I still don't. I think they might be a better team than what they showed me today."

"I was really impressed, I had heard they played good baseball up here, but I didn't know that good. If we keep playing like we are I think we have a chance to go all the way."

FIRST GAME			
Ga. Southern	ab	r	e
Chauncey, cf	4 0 2 0		
Butler, rf	4 0 0 0		
Person, lb	4 0 1 0		
Morrison, 3b	2 1 0 0		
Cash, 2b	3 1 1 0		
Garcia, dh	3 1 1 1		
Jvins, lf	2 0 1 0		
Toth, ss	2 0 1 1		
Salter, c	3 0 1 1		
Beck, p	0 0 0 0		
TOTALS	27 3 8 3		
Valdosta State	ab	r	e
Garden, dh	5 1 2 0		
Bowen, cf	3 1 0 0		
Felts, lf	3 2 1 1		
Foran, lb	0 0 0 0		
Register, rf	2 1 1 2		
Branam, c	2 1 0 0		
Alford, 2b	3 0 1 2		
Bishop, 3b	3 0 0 1		
Parsons, ss	3 0 0 0		
McDiffitt, p	0 0 0 0		
Starling, rf	0 0 0 0		
Greenhalgh, lb	1 0 0 0		
TOTALS	23 6 5 6		
Ga. Southern	000 3000 0-3-8-2		
Valdosta State	300 003 x-6-5-2		
E--Toth, Cash, Bishop, Alford,			
E--Toth, Cash, Bishop, Alford,			
DP--Bowen to Branam, Parsons to			
Alford to Greenhalgh, Cash to Toth to			
Person			
LOB: GSC 4 VSC 3.			
2B--Cash, Felts.			
SB--Bishop			
S--Greenhalgh			
SP--Toth			
Beck (L, 5-2)	4 3 4 3 4		
McDiffitt (W, 2-0)	7 8 3 1 3		
HBP--Morrison			
WP--Beck, McDiffitt			

Valdosta Raps Southern Twice

VALDOSTA—Georgia Southern's baseball team should have stayed at home Thursday. After compiling a 33-2 record without hitting the road, Southern visited Valdosta State...and promptly lost both ends of a double-header. The scores were 6-3 and 5-4.

<p>FIRST GAME</p> <p>Georgia Southern 6-3 300 0-3 8 2</p> <p>Valdosta State 3-6 003 x-6 5 2</p> <p>Beck and Salter; McDiffitt and Branam.</p>	<p>SECOND GAME</p> <p>Georgia Southern 5-4 000 0-4 8 0</p> <p>Valdosta State 0-5 000 x-5 7 0</p> <p>Kruma and Salter; LeFiles, Petty (5) and Branam.</p>
--	---

SECOND GAME			
Ga. Southern	ab	r	e
Chauncey, cf	3 1 1 0		
Butler, rf	3 1 0 0		
Person, lb	2 0 0 0		
Morrison, 3b	3 1 2 1		
Cash, 2b	3 1 1 2		
Garcia, dh	3 0 1 0		
Jvins, lf	3 0 1 0		
Toth, ss	3 0 2 0		
Salter, c	3 0 0 0		
Cinna, p	0 0 0 0		
TOTALS	24 4 8 3		
Darden, dh	3 0 0 0		
Bowen, cf	3 1 1 0		
Felts, lf	3 0 1 0		
Register, rf	3 1 1 1		
Branam, c	2 0 1 1		
Alford, 2b	3 1 1 0		
Summer, 3b	3 0 0 0		
Reeves, ss	3 1 1 0		
Greenhalgh, lb	2 1 1 3		
LeFiles, p	0 0 0 0		
Petty, p	0 0 0 0		
TOTALS	25 5 7 5		
Ga. Southern	020 020 0-4-8-1		
Valdosta State	030 000 x-5-7-0		
E--Butler			
DP--Alford to Greenhalgh 2, Branam to Summer			
LOB: GSC 4, VSC 4			
SB--Register			
HR--Cash, Greenhalgh			
Cinna (L, 3-1)	4 7 5 1 3		
LeFiles	4 4 4 4 1		
Petty (W, 6-0)	3 2 0 1 0		

Petty, VSC Top Armstrong Twice

By MIKE CHASON

In the old days of baseball, an iron man was a pitcher who was able to pitch back-to-back games, or pitch day after day without any rest.

A new "Iron Man" was born at Blazer Field Tuesday when Valdosta State College freshman left-hander Bill Petty picked up both wins in a baseball doubleheader with South Atlantic Conference for Armstrong State College.

Petty, a Grove City, Ohio native, shutout the Pirates 8-0 in the first game and pitched 42-3 innings in relief to gain credit for the Blazers' 12-1 triumph in the final game of the twin-bill.

"I didn't get tired until the fourth inning of that second game," Petty said. "I was throwing mostly fastballs, trying to keep them low." Petty is now 8-0 for the year.

"Petty has always had good control," VSC head coach Tommy Thomas said. "Also he's got a real good off speed pitch which he uses very effectively."

Although Petty did the job on the Armstrong nine from the mound, Thomas wasn't about to slight his Blazer offense.

"Today was without a doubt the best hitting day that we've had all year," Thomas said.

Dan Darden slammed the first pitch of the first game into left field for a clean base hit, and the Blazers were on their way.

The VSC diamond crew chalked up two runs in that first frame when Jerome Register drove Darden to third and Darrell Branam cracked another safely to left to plate both runners.

Dan Alford added a third run in the fourth inning when he reached base on a fielders'

choice, and Steve Summer lined up his second double of the game down the left field line to send Alford home.

The Blazers' added insult to injury in the sixth inning when they pounded Armstrong's Tom Bumgardner for five hits and an equal number of runs.

Armstrong came to life in the second game when they managed a pair of runs in the first inning to end 24 consecutive scoreless innings by VSC pitchers dating back to the final Georgia Southern game on April 18.

In that inning, Blazer starter Dan Darden walked Lynn Burnsed, and gave up a single to Tommy Yarbrough and a double to Bruce Coleman.

In their half of the first, the Blazers barrage exploded for four runs on five hits including doubles by Gene Felts, Register, and Marty Bishop.

With one man out, and the bases loaded in the second inning, Petty came back to the mound much to the chagrin of the now 19-10 Pirates.

Pete Reeves backed him up with some outstanding infield plays, and Petty allowed only two runs the rest of the way including a home run by Darden in the fifth.

In the bottom of the second frame, the Blazers lead the game with seven big runs. Sam Bowen did most of the damage as he hit a 340' home run and single in this inning alone.

VSC marked up one more run in the third when catcher Branam punched out his third hit of the day to score Register.

Bowen, Felts, and Darden also collected a trio of hits for the afternoon.

Valdosta State is now 248 overall and 91 in the South Atlantic Conference. Armstrong fell to 7-5 in the SAC.

The Blazers are scheduled to travel to Florida State University tonight to collide with the high and mighty Seminoles in a 7:30 p.m. contest.

FIRST GAME		Valdosta State			
Armstrong	ab r h bi	ab r h bi	ab r h bi		
McNeil cf	3 0 0 0	Darden dh	4 1 3 0		
Coleman 2b	3 0 1 0	Bowen cf	3 0 0 0		
Burnsed rf	3 2 1 0	Felts lf	3 0 1 1		
Branam c	3 0 0 0	Register rf	4 1 1 0		
Yarbrough 1b	3 0 0 0	Branam c	4 1 2 2		
Graham dh	2 0 1 0	Alford 2b	3 2 1 0		
South lf	2 0 0 0	Summer 3b	2 1 2 1		
Wolfe ss	0 0 0 0	Grinch 1b	3 1 1 2		
McNair 2b	2 0 1 0	Parkers ss	3 1 1 1		
Bumgardner p	0 0 0 0	Petty p	0 0 0 0		
Snelling lf	1 0 1 0				
Totals	26 6 5 0	Totals	29 8 12 7		
Armstrong	000 000 0-0-5-2				
Valdosta State	200 105 x-8-12-1				
E - Branam, Wolfe, Summer, DP - Startins to Greenhalgh, Wolfe to McNair to Yarbrough.					
LOB - Armstrong 5, VSC 6.					
2B - Summer 2.					
SB - Branam 2, Alford.					
SF - Felts.					
	lp	h	r	bb	so
Bumgardner (L-6-2)	4	12	8	2	1
Petty (W-7-0)	7	5	0	0	2

SECOND GAME		Valdosta State			
Armstrong	ab r h bi	ab r h bi	ab r h bi		
McNeil cf	3 0 1 0	Petty dh	3 1 0 1		
Snelling lf	3 0 0 0	Bowen cf	3 2 3 3		
Burnsed rf	3 2 1 1	Felts lf	4 2 2 1		
Yarbrough 2b	3 1 2 2	Register rf	2 2 1 2		
Graham c	2 0 0 1	Branam c	2 1 1 1		
Coleman dh	1 0 0 0	Alford 2b	1 1 0 1		
Thomas 2b	0 0 0 0	Bishop 2b	3 1 2 2		
Wolfe ss	2 0 0 0	Grinch lf	3 1 1 2		
Maner p	0 0 0 0	Reeves ss	3 1 1 0		
Holland p	0 0 0 0	Darden p	0 0 0 0		
Zettler p	0 0 0 0	Branam 2b	2 0 0 0		
McNair 2b	2 0 1 0	Haha lf	1 0 0 0		
Thomas 1b	1 0 0 0	Register c	1 0 0 0		
Darden ph	1 0 0 0	Startins rf	1 0 0 0		
		LePied p	0 0 0 0		
		Mussh 2b	2 0 1 0		
Totals	24 4 6 4	Totals	19 12 12 11		
Armstrong	200 011 0-4-6-2				
Valdosta State	371 005 x-12-12-3				
E - B. Coleman, Thomas, Bowen, Startins, Bishop.					
DP - Reeves to Musasho to Dennis.					
LOB - Armstrong 7, VSC 6.					
2B - B. Coleman, Felts 2, Register.					
Bishop.					
HR - Burnsed, Bowen.					
SB - Register, Alford.					
S - Wolfe, Branam.					
SF - Graham, Alford.					
	lp	h	r	bb	so
Maner (L-4-3)	2	3	4	4	1
Holland	2	3	4	5	1
Zettler	2	3	4	3	2
Darden	1	1	3	2	4
Petty (w 8-0)	2	3	3	2	0
LePied	1	1	0	1	0
HBP - Register by Zettler.					
WP - Petty 2.					

McDiffitt, Blazers Rout Seminoles, 15-1

By JULIAN MILLER
TALLAHASSEE, Fla.—Gene Felts calmly stepped to the plate here Wednesday night and slammed a two-run triple to the Florida State University retaining fence and it was all Steve McDiffitt needed to chalk up his third straight win over an over-rated foe.

But someone forgot to tell the Blazers because it was nowhere near all Valdosta State College wanted as they pounded out 14 hits and added some nifty defensive work to slaughter the FSU Seminoles 15-1 for their biggest winning margin ever over the Tribe.

The wide open victory not only avenged an earlier 6-3 loss to the Seminoles in Valdosta, but boosted Coach Tommy Thomas' Blazers' winning streak to nine, and their overall record to 25-3. And Thomas, who is usually straight faced, even after the

big wins, was having a hard time hiding his emotions.

"I am thrilled to death," he beamed after the victory. "I have to think back and look real hard to find a better night for Valdosta State hitters. And I'm thrilled for Steve McDiffitt who has done it again against top notched competition."

McDIFFITT, a freshman from Martinsville, W. Va. was just as thrilled. The congenial pitcher added the victory to his 6-3 decision over Georgia Southern College, ranked fourth nationally at the time, and a win over Lewis College.

Battling cold winds and a total of five Seminole pitchers on a brisk April night, the Blazers mounted up three runs in each of the first three innings, two more in the fifth and a twelfth in the seventh and went out with another three markers in the ninth while

holding the now 26-20 Seminoles to a single tally in the fourth.

Felts' triple came after FSU pitcher Ron Herring had walked leadoff batters Dan Darden and centerfielder Sam Bowen. Then the talented left fielder from Lakland, Ga. scored on a sacrifice fly to center by right fielder Jerome Register to make it 3-0.

That was enough to win it. But the Blazers began the runaway in the second when Jeff Greenhalgh, who had tripled, Bill Parsons and Bowen scored on two hits and two errors.

In the third Dan Alford, Greenhalgh and Alford scored again, making use of four singles, a fielder's choice and a wild pitch to make it 9-0 and VSC had already gone through three pitchers.

It seemed as though the Blazer attack would taper off

after mounting the 9-0 lead, but the Seminoles, after holding VSC scoreless in the fourth, started things again with their only run in the bottom of the frame.

Designated hitter Jim Foxwell doubled, advanced on a hit by Guillermo Banilla and scored on a fielder's choice by Carlos Lecano. It was enough to get the Blazers cranked up again.

Parsons, then got into the act the most of it. The shortstop singled and scored when Bowen slapped out VSC's third triple of the night. Then Bowen came home on Felts' third of four RBI's for the night and the visitors had an 11-1 lead.

Pete Reeves, filling in for Parsons then got into the act after walking and stealing home for the 12th run.

Then with mostly Blazer subs in the lineup VSC went

out in a final burst when Vince Musashe, Felts and Register scored on a single, a hit batter, two base on balls, two fielder's choices and FSU's sixth error of the night.

McDiffitt walked only two batters and faced four en route to his third win, holding the powerful FSU sticks to only four hits. The loss went to Herring to level his record at 4-all.

Felts, a first team All-America selection last season, showed why with his two hits and four RBI's in five times at bat. But Parsons had the best night of his career, going three for three, scoring three runs and batting in two other Blazers.

The Valdosta nine hits the road again Saturday, taking on Southern Tech in Marietta for a South Atlantic Conference doubleheader.

STEVE McDIFFITT
VSC's Giant Killer

Blazers Get Two Wins In Marietta

MARIETTA — Gene Felts pushed in six runs in the first game and Valdosta State College scored one run each in the last six innings of an extra inning nightcap to give the Blazers two victories over Southern Tech in a South Atlantic Conference baseball twin-bill Saturday.

Felts, VSC's All-American left fielder slammed four singles in five times at bat, scoring one run himself and batting in one each in the first and second and two each in the fourth and sixth to lead the Blazers in their 18-3 onslaught.

And in the second game the Blazers slowly regained their composure with a steady attack to tie the game five all in the last frame and with 6-5 when Jerome Register singled Bill Petty home.

The second game had it's close moments, along with it's controversies. It was then VSC's star centerfielder, Sam Bowen, assistant Coach Dave Waples and manager Larry Ranew were ejected from the game.

Bowen was ejected when he protested a called third strike that had hit the dirt, according to Waples. Head coach Tommy Thomas tried to discuss the ejection with the unidentified umpire but the ump stopped when Waples approached. "Do you want to go to the bus too?" Waples quoted the ump.

"You missed one," Waples answered. He was sent to the bus. But later on when the ump saw Ranew, who wears a beard and long hair, unlike the coach he mistook him for the clean-shaven Waples and started to throw him out again.

"I made a mistake," said the ump.

"You certainly did make a mistake," an insulted Ranew replied.

"Now you're gone," the ump countered.

The Blazers, now 27-8 overall with a 11-1 SAC worksheet

for undisputed possession of first place in the fledgling conference had little trouble in the first game. Starting off with a three-run outburst in the first and two in the second they expanded a 5-1 lead to the 18-3 margin.

The second game was another story . . . a nip and tuck affair to the finish.

Southern jumped ahead in the bottom of the initial frame when Godfrey slammed a two-run homer.

VSC didn't get in on the scoring act until the top of the third when they began their one-per-inning rally. The Blazers tied it up in the fourth at 2-all only to see the Hornets take the lead again with a single run in the bottom of the frame.

VSC added a run each in the fifth and sixth only to see the Hornets tie it again with a two run outburst in the bottom of the sixth.

In the top of the seventh, Steve Sumner's clutch single scored Daryl Branam to tie it at 5-all and sent the game into extra innings.

It was then, in the top of the eighth with two away that Register singled Petty home for the winning run.

Dan Darden, who relieved starting Pitcher Dan Chadwick in the sixth then struck out the side in the bottom of the frame to preserve the win.

Darden picked up the win for the Blazers, his fifth in seven decisions. Rick Bowers, who turned the hill over to Marty LeFlites in the sixth was credited with the win, his fifth in as many starts.

"It was good for us that we got scared," said Thomas after his Blazers won their 11th straight game. "That should make us play harder."

The Blazers travel to Columbus Tuesday for another SAC twin-bill. Their game with Shorter scheduled to be played today was canceled due

-Blazers

(Continued from Page 9A)

to the Shorter Administration requesting the Hawks play no more Sunday games.

Blazers' Box

VSC		Southern Tech							
ab	r	h	bi	ab	r	h	bi		
Darden	da	3	3	0	Widom	2b	4	1	0
Boquemr	c	2	1	1	Newman	c	4	0	1
Bowen	cf	3	1	1	Godfrey	cf	4	1	2
Felts	lf	5	1	4	McDaniel	lf	2	1	0
Register	rf	1	2	1	Kasperian	cf	3	0	1
Branam	rf	2	0	1	Gillum	ss	4	0	1
Branam	c	2	0	1	Kemp	lf	7	0	0
LeFlites	p	1	1	1	Garnett	2b	3	0	0
Alford	2b	2	1	2	Murray	lf	4	0	0
Musashie	2b	1	2	1	Griffin	2b	2	0	1
Bishop	2b	5	2	2	Merslter	p	0	0	0
Grening	lf	2	1	2					
Dennis	lf	1	1	1					
Reeves	ss	4	2	2					
Bowers	p	0	0	0					
Sumner	pr	0	0	0					
TOTALS	34	18	23	14	TOTALS	31	3	10	1

VSC	329	613	3	18-23	3
ST	101	93	1	3-10	4
E	Register, Alford, Reeves, McDaniel, Merslster, Newman	2	DP	—	
ST	Newman to Center, LOB	VSC	8		
ST	11, 2b	Darden, Widom, SB	—		
Darden, Alford, Musashie, Sumner	5				
Reeves, SF	—	McDaniel, Bowen, Branam			

VSC		Southern Tech					
ab	r	h	bi	ab	r	h	bi
Bowers	(W, 5-0)	5	6	2	0	2	3
LeFlites		2	4	1	1	0	0
Merslster	(L)	3	1	1	9	8	5
Gillum		3	2	2	9	8	3
HEP	McDaniel by LeFlites, BALK						
2	Bowers, Merslster, WP						

VSC		Southern Tech								
ab	r	h	bi	ab	r	h	bi			
Darden	da	4	0	2	1	Widom	2b	4	0	1
Bowen	cf	5	0	3	6	Newman	c	2	1	0
Branam	lf	1	0	0	6	Godfrey	cf	3	2	2
Felts	lf	1	1	1	0	McDaniel	lf	3	1	0
Register	rf	2	0	0	0	Kasperian	cf	3	1	1
Branam	c	5	0	2	1	Gillum	ss	7	0	0
Alford	2b	4	0	1	0	Branam	lf	4	0	2
Sumner	2b	3	0	2	2	Kemp	lf	4	0	0
Grening	lf	3	1	0	0	Griffin	2b	4	0	1
Parsons	ss	3	1	1	1	Prince	p	0	0	0
Chadwick	p	0	0	0	0					
TOTALS	34	6	10	4	TOTALS	29	5	11	5	

VSC	691	111	11	6-10	1			
ST	295	162	60	5-11	4			
E	Petty, Widom, Kemp, Gillum, Penson	EP	—	Register to Greenwald				
LOB	VSC	11	ST	7, 2B	—			
Darden, Parsons, BR	Penson, HC	—	Godfrey, SB	Petty, Sumner	5			
Darden, Greenwald, Parsons, Newman, McDaniel, Gillum								
Chadwick								
Darden	(W, 5-2)	7	2	2	0	0	3	3
Prince	(L)	8	10	6	3	5	3	3
WP	—	Prince						

(Continued on Page 10A)

Blazers Rally To Take Two From Braves

By STEVE ROBERTS

The clutch hitting of Sam Bowen and Darrell Bramam in the first game and steady three-hit pitching by Rick Bowers in the nightcap paced the Valdosta State College Blazers to 4-3 and 2-1 victories over arch-rival West Georgia College Sunday afternoon at Blazer Field.

The Blazers had to come from behind in both games and by doing so improved their overall record to 31-10 and their league-leading South Atlantic Conference worksheet to 14-2.

The visiting Braves, who had to forfeit 30 wins for playing an ineligible player, saw their records drop to 4-35 and 3-13 respectively.

The opener, which was marred by controversy resulting in VSC coach Tommy Thomas being ejected in the bottom of the seventh inning, was a nip-and-tuck affair.

West Georgia broke on top in the first inning with a two-out rally that produced two runs. Ed Lewis singled off Blazer starter Bill Petty and moved to second on a walk to Tim Dedmon. Barry Evans followed with a single up the middle, scoring Lewis and chasing Dedmon to third. The Braves then faked a double steal, and Dedmon raced home when a flustered Petty threw to second base.

Valdosta State made it close in the third when Pete Reeves worked Brave starter Jeff

Bennett for a walk and scored when Bowen lined a double to the gap in left-center field.

Bowen got the Blazers even in the sixth with a line drive home run to straight away left to open the inning. After one out Jerome Register singled to right and scored the go-ahead run when Bramam drilled a double to left-center.

Bennett was injured on the play when Register accidentally ran over him after crossing home plate. He was taken to South Georgia Medical Center but later returned. The injury was diagnosed as a bruise to the lower back area.

Rick Camp replaced Bennett and ended the rally with two quick strike outs.

West Georgia tied the game again in the seventh. Dedmon walked, moved to second on a single by Richard Wood and scored when VSC third baseman Steve Sumner booted Jim Johnson's ground ball with two out. The Blazers argued to no avail that the ball was foul, and the tying run counted.

Thomas got his early shower in the Blazer half of the seventh when plate umpire James Jennings called the first pitch to lead off batter Reeves a strike. The Blazer head coach questioned the call, maintaining it was low, but Jennings who also made the fair ball call in the top half of the inning, apparently had had enough and

asked Thomas to leave early.

When play resumed, Reeves singled to right but was forced at second on Dan Darden's attempted sacrifice. Bowen struck out, but Gene Felts and Register walked to load the bases and Bramam delivered again with a line drive off the third baseman's glove which scored Darden with the winning run.

Petty, who allowed just four hits and struck out seven, won his ninth game of the year against only one loss. Camp was tagged with his third loss of the year in five official decisions.

In the fifth inning of the second game after West Georgia had scored an unearned run, the Blazers

took advantage of Brave reliever Paul Newkirk's wildness to score the game-winning runs.

Jeff Greenhalgh singled with one out and went to third when Newkirk threw Darden's bunt away. Bowen walked to load the bases, and Newkirk, who had relieved Camp in the fourth, then walked Felts and Register, forcing in two runs.

Bowers then retired the last six Braves in order to record his sixth victory of the year against no defeats.

Valdosta State plays again today, traveling to Albany for a 6 p.m. game with the Albany State Rams. The final home game of the year is Thursday when the Rams come to Blazer Field for a 3:15 p.m. game.

Blazer Boxes

WEST GEORGIA VSC				West Georgia VSC			
ab	r	h	bi	ab	r	h	bi
Payne 2b	3	0	0	Darden dh	4	1	0
Traylor rf	3	0	0	Felts cf	4	1	2
Lewis lf	3	1	1	Felts lf	3	0	1
Dedmon cf	1	2	0	Register rf	3	1	1
Evans lb	3	0	2	Bramam c	3	0	2
Wood dh	3	0	1	Alford 2b	3	0	0
Jandt c	2	0	0	Sumner 3b	2	0	0
Johnson ss	3	0	0	Greenhalgh 1b	3	0	0
Edwards 3b	3	0	0	Reeves ss	2	1	1
Bennett p	0	0	0	Petty p	0	0	0
Camp p	0	0	0				
Rogers ph	1	0	0				
Totals	25	3	4	Totals	27	4	7

West Ga.	200	000	1-2-4-0	West Ga.	000	010	0-1-3-1
VSC	001	002	1-4-7-1	VSC	000	020	x-2-3-1
E - Sumner, LOB - West Ga. 3,				E - Bishop, Newkirk, LOB - West			
VSC 1, 2B - Bowen, Bramam, HR -				Ga. 4, VSC 4, SB - Alford, S - Ed-			
Bowen, SB - Felts, Dedmon, Darden,				ards,			
	ip	h	r	er	bb	so	
Bennett	5	1	3	5	3	2	4
Camp (1, 2-3)	1	1	3	2	1	3	3
Petty (W, 9-1)	7	4	3	2	2	7	4

VSC Seeded First In District Play

By TIMES STAFF WRITER

Valdosta State College's Blazers are headed for Rome and what is billed as an eventual showdown with the team they started out against to decide who represents the 25th district in National Athletics play.

Coach Tommy Thomas said his Blazers have been invited to the District 25 playoffs to defend their title as the number one seeded team at the Shorter College Diamond Wednesday.

Shorter's Hawks, now 22-7 overall and the Georgia Intercollegiate Athletic Conference Champions, are seeded second with Columbus College's Cougars, 23-21, seeded third.

The fourth team in the four-team double-elimination tournament is still to be decided and is a tossup between Berry College, Piedmont and Georgia Southwestern College. It could be decided as late as Monday, officials said.

The Blazers, who placed third in the NAIA national tournament in Phoenix, Ariz. last season, are scheduled to open play Wednesday at 1 p.m. against the fourth seeded team.

Shorter and Columbus are to square off at 4 p.m.

The two losers battle for existence Thursday at 11 a.m., according to the schedule, while the winners play at 2 p.m. with a third game at 5 p.m.

Friday's schedule has the first championship game at 1 p.m. with the second, if needed, at 4 p.m.

The Blazers posted a 33-10 record so far this season and capturing the first South Atlantic Conference championship. They are scheduled to wind up the season Saturday with a doubleheader against SAC foe Augusta College in Augusta.

VSC opened its season against the Hawks, taking 9-4 and 7-4 victories in the twin-bill.

Blazers Accept NCAA Bid

By JULIAN MILLER

Bypassing the NAIA, which has led to such success in the past, the Valdosta State College Blazers have accepted a bid to participate in the NCAA Regional Tournament to begin next Friday.

Tommy Thomas announced Monday night he has withdrawn his Blazers from the National Association of Intercollegiate Athletics District 25 tournament

to begin Wednesday in Rome after learning of the National Collegiate Athletic Association offer Monday afternoon.

The Blazers, at 35-10 in their best season ever, are the defending District 25 champs and went all the way to third place in the NAIA national tournament last season.

But Thomas not only views the NCAA as a step above the younger, less prestigious NAIA, but it puts his Blazers one step

closer to the national tournament, all in their first year ever campaigning in the NCAA.

"It's not only more prestigious," Thomas said of the NCAA bid, "we feel like we didn't have a choice. We had to accept the bid and frankly it's something I've been looking forward to."

"What it means is we're one of four teams out of a possible 100 schools from Virginia through Florida, the largest region in NCAA Division II, to

be selected. And I don't feel we are shunning the NAIA in anyway. They're first class too. But in this case the NCAA can't be outdone."

The Blazers, the only non-Florida team participating, are scheduled to take on Rollins College's Tars from Winter Park Fla. (23-18) at noon Friday to start the double-elimination tournament. Host Florida Southern (23-13) meets Eckard College (27-10) at 3 p.m.

Lakeland, Fla., was selected as the site for the second year because the tournament actually showed a profit from gate receipts last season.

"There are a lot of schools in this division," Thomas offered, "and the fact that three Florida schools were selected just goes as a credit to the type baseball they play down there. And being the only out-of-state team selected makes it even more prestigious for us."

"Some of the boys were disappointed. They know what the NAIA tournament is and want to give it another try. But I think after this one, win or lose, they'll realize they've made a great step forward."

"I feel more eyes will be upon us in this tournament than on the way up to the NAIA national tournament and since we'll be playing in Florida there will be more pro scouts there than we've ever seen before."

Thomas said he has already

been impressed by the professionalism and finesse the NCAA puts into handling its tournament.

"I've already been questioned by the selection committee on player eligibility and we're supposed to send in literature to the same effect this week."

Whereas the District 25 tournament would have qualified VSC for the NAIA Area V tournament, a stepping stone to the National tournament, the NCAA tournament

in Florida automatically earns a berth in the NCAA national in Springfield, Ill. the following week.

He sees no hard feeling coming from the NAIA on dropping out of the tournament they had already accepted.

"It was met with mixed emotions, I'm sure," Thomas explained. "Some of the players, especially from Shorter wanted to play us again. But they understood that if we got this bid we'd have to take it."

Booming VSC Bats Bury

Rollins In Opener

By STEVE ROBERTS

LAKELAND, Fla.—Valdosta State College, which ended the regular season in a critical hitting slump, exploded for 16 hits and two six-run innings here Friday to bury the hard-hitting Rollins College Tars, 13-6, in the opening game of the NCAA South Atlantic Region tournament.

The booming bats of Jerome Register, Darrell Branam, Dan Darden, Jeff Greenhalgh, and Dan Alford, brought home 10 of the Blazers' 13 runs and brought VSC out of the recent skid at the plate.

And the big hitting day could not have come at a better time because the Tars would not give up, rapping out 12 hits of their own and

cutting an early 7-0 VSC lead to 7-6 in the fifth inning.

The victim of the Rollins rally was fresh man righthander Steve McDiffitt, who couldn't stand prosperity and gave up four runs in the third.

He jumped back into trouble in the fourth and head coach Tommy Thomas called on ace reliever Marjy LeFiles to shut down the rallying Tars.

LeFiles responded in the fourth, getting out of a bases-loaded situation, but gave up two unearned runs in the fifth when left fielder Gene Felts mis-played a ground ball and the Blazer's lead had been reduced to one run.

The Valdosta State bats, which shelled Rollins' starter Blake Lorenz for eight hits and seven runs in the first two innings, were silenced by

Tar reliever Brad Benson until the seventh.

But Benson ran out of gas in the seventh frame, and the Blazers routed him and two other relievers for five hits that produced six runs and finally put the tourney opener on ice.

Except for the fifth, LeFiles was brilliant in relief. He scattered five hits, walked one, and fanned two to pick up his second win of the year.

LeFiles' supporting cast was equally brilliant. Register, Branam and Darden ripped three hits each and drove in six runs among them. Alford's bases-loaded double drove in runs eight and nine to highlight the big seventh and Greenhalgh knocked in a pair of runs with two hits.

Except for Felts' boot in the

fifth, the Blazers were tough defensively.

Centerfield Sam Bowen made a great running catch in the fourth, and third baseman Steve Sumner prevented the tying run from scoring with a super play in the seventh, flagging down a sharply hit ground ball and turning it into the third out.

The Blazers started out on a positive note in the first inning when Darden scored on Register's wind-blown double.

VSC increased the lead to 7-0 and chased Lorenz in the second, and it looked like an easy afternoon for McDiffitt and the Blazers in this, their first trip ever to an NCAA event.

Pete Reeves, Sumner, Darden, Bowen, Register and Branam all had hits in the inning wrapped around

Alford's sacrifice, Greenhalgh's sacrifice fly and a walk to Felts.

But the afternoon soon became tense again when McDiffitt allowed four straight hits, the big blow being John Castino's three-run homer in the fourth.

The tenseness remained until the big VSC seventh, which destroyed any Rollins comeback hopes.

Thomas was both pleased and relieved following the exciting, wide-open contest and was full of superlatives for the entire team.

"It's just great to win. The first game of a double elimination tournament is very important and this puts us in good shape.

"Obviously, I am pleased to see us hit the ball the way we did. Nobody down here

knew what to expect from us and to be honest neither did I.

"We have been a Jekyll and Hyde team as far as our hitting is concerned. I just hope we didn't use it all up."

Thomas was also beaming about the relief job turned in by LeFiles.

"What else can we say about the guy? He just comes in and does the job. He was super, just super."

Thomas was very much impressed with the hitting Rollins showed and said that made LeFiles' effort even more fantastic.

"They were billed as the best hitting team in the tournament, he said. "And they lived up to that billing. They hit it well, but fortunately so did we. Now we've got to see if we can keep

it up."

In the tourney's second game Friday, Eckerd College's Tritans banged out 14 hits to upset host Florida Southern, 8-5.

Thomas gave the nod to southpaw Bill Petty, 10-1 to start today's game against Eckerd, which is to begin at 5:30 p.m. in Marchant Stadium here.

A win today will put the Blazers in the tourney finals, beginning at 1:30 p.m. Sunday. A loss sends them into a do-or-die battle at 8:30 p.m. today against the winner of the Rollins-Florida Southern game, which started at 1:30 p.m.

The tournament winner represents the South Atlantic Region in the NCAA Finals (Division II) in Springfield Ill. next week.

Blazers' Box

	ab	r	h	rbt		ab	r	h	rbt
Laakox 1b	5	1	2	0	Darden dh	5	3	3	1
Hart cf	5	1	0	0	Bowen cf	4	1	1	0
Callinan dh	3	2	2	1	Felts lf	3	1	0	1
Castino lf	5	2	3	3	Register rf	4	1	3	3
Goetz c	5	0	2	0	Branam c	4	1	3	2
Merullo 3b	4	0	1	0	Reeves ss	4	2	1	0
Smith ss	4	0	0	0	Alford 2b	4	2	1	2
Reardeli 2b	4	0	1	0	Sumner 3b	5	1	2	1
Kirkwood cf	3	0	0	0	Greenhalgh 1b	4	1	2	2
Lorenz p	0	0	0	0	McDiff p	0	0	0	0
Benson p	0	0	0	0	Leites p	0	0	0	0
Andrsn p	0	0	0	0					
Proppch p	0	0	0	0	Totals	37	13	16	12

Totals 38 6 1 2 4
Rollins 004 020 000- 6-12-3
VSC 160 000 60x-13-16-3

E - Merullo, Ricciardelli, Lorenz.
Reeves 2, Felts DP - Alford 10
Greenhalgh, Greenhalgh to Branam.
LOB - Rollins 8, VSC 8, 2B - Ricciardelli,
Callinan, Register, Alford, HR - Castino,
SB - Goetz, Greenhalgh, Darden, SAC -
Reeves, Alford, SF - Greenhalgh.
ip h r er bb so
Lorenz (1-0) 1 3 8 7 5 1 2
Benson 4 2 3 5 3 2 1 0
Anderson 1 3 3 3 1 1 0
Poropatich 1 2 3 0 0 2 1 0
McDiffitt 3 1 3 7 4 4 1 0
Leites (vs 2?) 5 2 3 5 2 0 1 2
HHP - Kirkwood-McDiffitt, WP - Leites.
PB - Goetz.

Rollins Breaks String . . . Valdosta Starts Blazing

Southern Will Stay Home

By MIKE COBB
Ledger Sports Writer

Rollins' 8-7 11-inning win over Florida Southern not only kept them alive in the tournament, it broke a seven game losing streak.

And that's probably what pleased Tars coach Boyd Coffie most. "That's the nice part of the win," said Coffie. "We were on an extended losing streak. I think seven in a row. But it couldn't have come at a better time."

While the win did good things to Rollins' string, it stopped one the Mocs had going for them. Southern has been involved in the NCAA Division II Baseball World Series the last three years, but this time around it will be going nowhere.

Dave Merullo delivered the winning hit

off of Jim Gerken in the 11th on a curve ball with a 1-2 count scoring Jack Goetz from third.

"I was looking for the curve," said Merullo. "He'd thrown it a couple of times before, so I figured he'd come back with it again."

Southern coach Hal Smeltzly said, "He (Gerken) just threw it too good. We would've taken the walk. In fact that's what we were going to do. I told him not to throw anything good."

Gerken came in in the 10th inning for John Chapman who had thrown six innings in relief of starter Rick Tomlin. If Smeltzly had it to do over again, he would've taken Chapman out in the eighth. That's when Rollins tied it at 7-7.

See MOCS, 5C

Rips Eckerd By 11-4 Score

By MIKE COBB
Ledger Sports Writer

Valdosta State came into the South Atlantic baseball regionals in a slump, but you wouldn't believe it by seeing its first two games of the tourney.

The Blazers have pounded out 28 hits and 24 runs in two games. Eleven of the runs and 12 of the hits were against Eckerd Saturday in their 11-4 win to vault them into the championship.

However, the Blazers did hit a slump in the tourney. Fortunately for them, though, it only lasted five innings. They came back from a 4-0 deficit after five scoring one in the sixth, three in the seventh, and six in the eighth.

"I'm not really surprised though," said Blazer coach Tommy Thomas. "We've been doing things like that all year. But one thing

is that we're not used to making six run innings."

Actually the six runs were just icing for Valdosta State. The real damage was done by Dan Darden and Sam Bowen in the seventh.

Darden's single to center in the seventh tied the game. Bowen's single right after that put them in the lead.

"I was looking for a slider on the pitch," said Darden. "But he threw a fastball. I just swung through it though and hit it good."

Bowen went to the plate with a different perspective. "I'm not a guess hitter. I just swing. I had been doing bad all day but everyone said just keep swinging, and I did. I think I hit a curve."

Bill Petty went the distance for Valdosta

See VALDOSTA, 5C

Valdosta

Continued From 1C

State turning in probably the most steady pitching performance of the tournament. After the four run first inning, Petty held the Triton's scoreless.

"I don't know what happened in the first," Petty said. "I was loose, but it was just so hot down here. I'm not used to the heat. I'm from the north."

"I was nervous before the game, though. More than usual. That could've had something to do with it. But I've had trouble in the first inning all year."

Eckerd did jump on Petty in the first, but after that the Tritons couldn't score.

"We had them, then we let them back in with defensive lapses," said Eckerd coach Bill Livesey. "A team like that you just can't give them anything. You can't be a championship team if you just open doors for people."

Up until the seventh, Eckerd's Chuck Gordon had held the Blazers to two runs and

three hits. Then everything happened.

"I got a little tired and started setting a few pitches up," said Gordon. "I made a few mistakes. I came in with a few pitches that were too good on the first pitch and they're a first-pitch-hitting team. Also I'd been in better shape if I'd kept them off the bases so much."

Gordon left in the seventh and was replaced by the Triton's ace Joe Cipriano. But he couldn't do much better. He only lasted until the eighth.

"I was loose, and the pitches were pretty good. But they just hit them," said Cipriano. "We knew they were a first-pitch-hitting team and they showed it today. They hit the first pitch a lot."

"When that happens, you have to do something to break the momentum. You have to walk someone, brush a guy back or something, and I wasn't doing that."

Cipriano summed it all up by saying, "They just hit the ball."

That they did for sure.

On To Finals

VSC Rallies To Bury Eckerd, 11-4

By STEVE ROBERTS
LAKE LAND, Fla. — Valdosta State College, a team feared here for its brutal hitting attack, exploded in the seventh and eighth innings for nine runs Saturday and shelled the Eckerd College Tritans, 11-4, to enter the championship game of the South Atlantic region NCAA baseball tournament.

The Blazers came off the floor to overtake an early 40 Eckerd lead with the late inning fireworks and become the only unbeaten team in the double elimination tourney.

Host Florida Southern College was the meet's first casualty, dropping an exciting 8-7 decision in 11 innings to Rollins College in Saturday's first game.

Eckerd later defeated Rollins College 6-3 and faces VSC today at 1:50 p.m. for the region crown and the right to go on to the national finals beginning June 2 in Springfield, Ill.

Eckerd must beat the Blazers twice today to win the tournament. VSC needs only one more win to nail down the title of their first NCAA post season event.

Freshman lefthander Bill Petty started Saturday's game and immediately found himself in trouble.

The Grove City, Ohio

The Valdosta Daily Times

SPORTS

Sunday, May 26, 1974 - Page 12-A

native, who has had a history of early inning problems this year, gave up four runs in the opening frame as a result of four hits, a walk, and a sacrifice fly.

After the troublesome first, Petty settled down and blanked the Tritans the rest of the way while waiting for the Blazer bats to do the job.

Except for Jeff Greenhalgh's line drive home run leading off the third, Eckerd starter Charles Gordon held the VSC bats in check until the sixth, when the Blazers began making comeback noises.

In the sixth, Dan Darden, who has six hits in the two games, drew a walk, went to second on Gene Felts' single and scored on a single to left by Jerome Register, cutting the Tritan lead to 4-2.

The seventh frame proved

the charm for the second straight day as the Blazers scored three times to take a 5-4 lead. It was a six-run burst in the seventh Friday that sewed up VSC's win over Rollins.

Dan Alford started the one-out rally with a single and went to second when Steve Sumner reached on an error. Alford and Sumner scored on Darden's single which was misplayed in centerfield, and Darden ended up at third. Darden crossed with the go-ahead run on Sam Bowen's single to left off Tritan reliever Joe Cipriano.

In the eighth, VSC put the game away with six runs, highlighted by Bowen's two-run triple. Greenhalgh, Darden and Felts also knocked in runs and for the first time the Blazers could relax.

Although Petty pitched well

the last eight innings, he was backed by sparking defensive play. Shortstop Pete Reeves saved a run in the seventh by fielding a ground ball to his left and throwing out the runner.

In the eighth, Bowen made a great running catch and doubled a runner off first base with a perfect strike to Greenhalgh to end the inning.

Petty picked up his 11th win of the year against a single loss.

Coch Tommy Thomas was naturally pleased following the comeback victory.

"It's just a great feeling. I'm real proud of the boys for the way they continued to come from behind and win.

"It was just like it has been all year. Although we have struggled, I think this team truly deserves all the good things that have happened so far.

"I certainly want to commend Petty for coming back from what was a jolting first inning. This was his biggest game, and to hold a team as good as Eckerd to no runs for the last eight innings is outstanding.

"Now we've just got to do it one more time and get ready for the national tournament. It's not over yet but we are in good shape."

Thomas has picked senior right hander Rick Bowers, 6-0, against Eckerd in today's game. If a second game is needed he looks to Bowen, who is 1-1 on the year.

ECKERD		ab r h e VSC		ab r h e			
Dennis, 2b	3	1	0	Darden, dh	4	3	2
Wesley, rf	5	1	0	Bowen, cf	5	1	2
Petite, 2b	4	1	3	Petty, p	4	1	1
Evers, lb	4	1	1	Register, rf	3	0	1
Outway, cf	3	1	1	Bryan, c	4	0	0
Coen, dh	4	0	1	Reeves, ss	4	0	0
Dinoble, c	3	0	2	Alford, 2b	5	2	0
Gillis, lf	2	0	0	Sumner, 2b	2	2	0
Gher, 2b	1	0	0	Greenhalgh, 1b	4	2	2
Masenti, ss	2	0	0	Petty, p	0	0	0
Watson, ph	1	0	0				
Gordon, p	0	0	0				
Zimino, p	0	0	0				
Marshall, p	0	0	0				
Totals		33	4	19	4	11	9
Eckerd		40	2	20	0	4	2
VSC		21	0	10	0	11	1
E		Petite, Outway, Petty		DP			
-		Gordon to Evers; Evers to Masenti		to Evers; Bowen to Greenhalgh; Petty		to Greenhalgh; LOB - Eckerd 7; VSC	
E, 2b		Bowen, HR - Greenhalgh,		SB - Westerdell; Evers, S - Gillis,		SF - Dinoble.	
		ip h r er ba so					
Gordon (L, 10-4)		6		2		5 5	
Zimino		2		3		5 5 1	
Marshall		2		3		1 0 0 9	
Petty (W, 11-1)		9		10		4 4 3 1	
PB - Dinoble							

Enter National Finals

Blazers Bomb Way To NCAA Title

By STEVE ROBERTS

LAKE LAND, Fla.— Pitching, which had not played a key role in the South Atlantic Region tournament, finally proved to be the difference here late Sunday afternoon.

The Valdosta State College Blazers had an ace in the hole, the Eckerd College Tritans didn't, and the result was a lopsided 15-3 Blazer victory for the National Collegiate Athletic Association South Atlantic Region championship.

Eckerd forced a second game Sunday with a comeback 8-5 win over Valdosta State in the double elimination event, but the Tritans exhausted their pitching staff in the process.

The Blazers, who could have ended the tourney early with a win in the opener, used five pitchers in an effort to stop the rallying Eckerd express. But it was to no avail.

Being forced into a second game for all the marbles, VSC coach Tommy Thomas played his ace and got winning results.


Sam Bowen, a centerfielder by trade but a pitcher on occasion by necessity, was called on to pitch the championship game, and the Brunswick senior responded with an outstanding effort.

The stocky righthander went the distance, scattering nine hits, walking seven and striking out eleven. He helped himself with the bat, slugging a two-run homer in the first inning to shake the Blazers to an early 2-0 lead. Bowen also had a triple and a stolen base, and was named the tournament's Most Valuable Player.

The easy second game triumph Sunday earned Valdosta State a trip to the NCAA Division II finals in Springfield, Ill., which begin Sunday. The national meet is a six-team, double elimination affair.

The Blazers looked for awhile Sunday like they would end the tournament by mid-afternoon. After reliever Marty LeFiles bailed VSC starter Dick Bowers out of trouble in the second, Valdosta State built a 5-2 lead and LeFiles was sailing along.

He sailed into the seventh with the three-run cushion only to see it quickly vanish. After a leadoff single, the Blazers failed to turn a double



Blazers' Jeff Greenhalgh Takes A Swipe At Eckerd's Bob Outwater In First Game Action Sunday

—AP Wirephoto

play and the mistake was costly. With one out Wayne Pofitelli doubled for one run, Bill Evers tripled for another and LeFiles was through for the afternoon.

Dan Darden, who had a great tournament as the Blazers' designated hitter, came in to pitch but had no success. His wild pitch allowed the tying run to score, and two walks and a hit batsman later he was replaced by Danny Chadwick.

Chadwick did a good job, getting out of a bases loaded jam to keep the score knotted at five. But Eckerd would not be denied.

In the eighth Evers delivered a clutch two-out single to center that scored the go-ahead run and Bob Outwater followed with a single to right, scoring two more runs, icing the win and forcing the second game.

Charles Gordon, who relieved Joe Cipriano in the third inning, picked up the win, holding the big Blazer bats to five hits while striking out six.

The comeback victory was all for naught, however, as the Blazers bombed four Eckerd pitchers for 16 hits which produced the 15 runs in the title match.

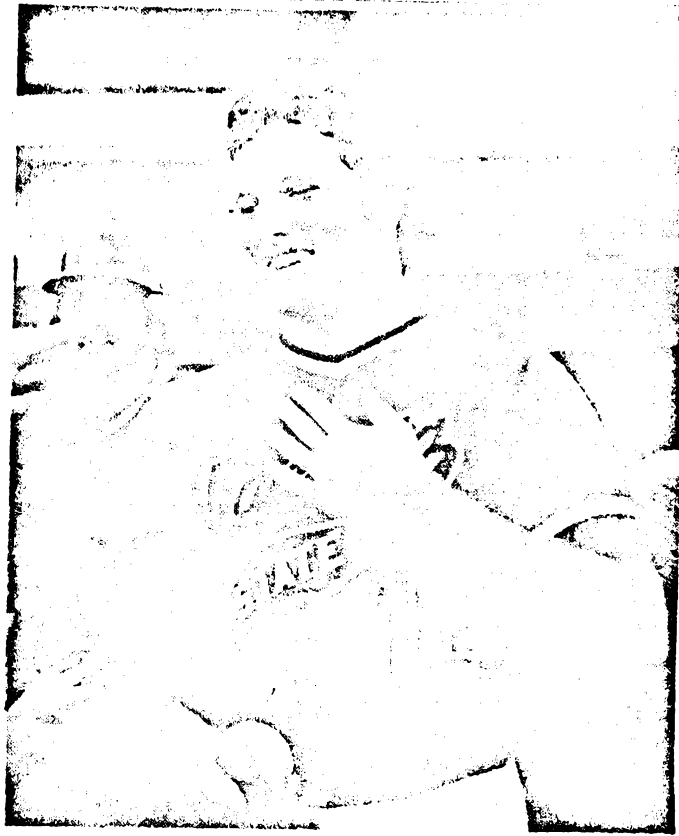
The Tritans had already used all their front line hurlers and the exhausted pitching staff simply could not go the last mile.

The Blazers, on the other hand, had Bowen. And he was more than enough.

After Bowen started the offense with his 335-foot blast in the first that also scored Pete Reeves, the VSC bats went to work in earnest in the third. Marty Bishop's two-run double keyed four-run explosion and the Blazers were off and running.

Valdosta State picked up an unearned run in the fifth, then struck for four more markers in the seventh, which included back-to-back triples by Bowen and Gene Felts and a two-run single by Jeff Greenhalgh.

The Blazers continued the merry-go-round in the seventh and eighth frames, picking up two runs in each inning. Consecutive doubles by Darrell Branam and Greenhalgh did the damage in the seventh while a bases loaded walk to Bowen and an infield out scored the two eighth inning runs.



Sam Bowen: MVP

Bowen allowed two harmless runs in the ninth, and when second baseman Vince Musashe grabbed a soft fly ball for the third out a wild celebration erupted.

Thomas, who had saved Bowen for the emergency that arose Sunday, was one of the happiest people here following the clinching victory.

"It's just great to win this thing on our first trip to an NCAA tournament," he said. "Right now, I can't single out a lot of individuals. The entire team did it, and the entire team deserves credit for it."

"I definitely think we were the best team here. Our hitting was better than anybody's, and it was a hitters' tournament. These young men certainly deserve this championship."

Four Blazers were named to the all-tournament team. Bowen made it as a pitcher and as the tourney's centerfielder, as well as winning the MVP award. Freshman

pitcher Bill Petty, who fired a 10-hitter to win Saturday's game against Eckerd 11-4, was selected as was first baseman Greenhalgh and

designated hitter Darden.

Greenhalgh was 8 for 16 in the journey with nine runs batted in while Darden had 8 hits in 11 trips.

Blazer Boxes

ECKERD		VSC		ECKERD		VSC	
ab	r	h	rb	ab	r	h	rb
Darden dh	3	1	2	Dennis 2b	3	1	2
Chadwick p	0	0	0	Westervelt rf	4	1	1
Parsons p	1	0	0	Pofitelli 2b	4	2	2
Bowen cf	5	1	1	Evers 1b	5	2	2
Felts lf	3	0	0	Outwater cf	5	0	0
Register rf	3	1	0	Coen dh	4	1	0
Branam c	2	1	1	Dimble c	5	0	1
Reeves ss	4	0	1	Miscanti ss	4	0	1
Alford 2b	4	0	1	Marshall p	0	0	0
Summer 3b	4	2	0	Gallo p	0	0	0
Greenhalgh 1b	3	0	1	Croft p	0	0	0
Bowers p	0	0	0	Totals	35	3	9
LeFiles p	0	0	0				
TOTALS	32	5	7	Totals	40	15	16

ECKERD		VSC		ECKERD		VSC	
ab	r	h	rb	ab	r	h	rb
Dennis 2b	3	1	1	Reeves ss	4	1	1
Westervelt rf	3	1	0	Bowen p	4	3	2
Pofitelli 2b	5	0	2	Felts lf	6	1	2
Evers 1b	5	0	1	Register rf	2	3	0
Outwater cf	5	0	0	Bahn rf	1	0	1
Coen dh	4	1	0	Branam c	5	3	4
Dimble c	5	0	1	Greenhalgh 1b	5	2	3
Miscanti ss	4	0	1	Roquemore ph	1	0	0
Marshall p	0	0	0	Petty 1b	0	0	0
Gallo p	0	0	0	Bishop 3b	3	0	1
Croft p	0	0	0	Alford 2b	3	0	1
Totals	35	3	9	Musashe 2b	0	1	0
				Starling rf	5	1	2
				Totals	40	15	16

ECKERD		VSC		ECKERD		VSC	
ab	r	h	rb	ab	r	h	rb
Dennis 2b	3	1	1	Dennis 2b	3	1	2
Westervelt rf	3	1	0	Westervelt rf	4	1	1
Pofitelli 2b	5	0	2	Pofitelli 2b	4	2	2
Evers 1b	5	0	1	Evers 1b	5	2	2
Outwater cf	5	0	0	Outwater cf	5	0	0
Coen dh	4	1	0	Coen dh	4	1	0
Dimble c	5	0	1	Dimble c	5	0	1
Miscanti ss	4	0	1	Miscanti ss	4	0	1
Marshall p	0	0	0	Marshall p	0	0	0
Gallo p	0	0	0	Gallo p	0	0	0
Croft p	0	0	0	Croft p	0	0	0
Totals	35	3	9	Totals	40	15	16

ECKERD		VSC		ECKERD		VSC	
ab	r	h	rb	ab	r	h	rb
Dennis 2b	3	1	1	Dennis 2b	3	1	2
Westervelt rf	3	1	0	Westervelt rf	4	1	1
Pofitelli 2b	5	0	2	Pofitelli 2b	4	2	2
Evers 1b	5	0	1	Evers 1b	5	2	2
Outwater cf	5	0	0	Outwater cf	5	0	0
Coen dh	4	1	0	Coen dh	4	1	0
Dimble c	5	0	1	Dimble c	5	0	1
Miscanti ss	4	0	1	Miscanti ss	4	0	1
Marshall p	0	0	0	Marshall p	0	0	0
Gallo p	0	0	0	Gallo p	0	0	0
Croft p	0	0	0	Croft p	0	0	0
Totals	35	3	9	Totals	40	15	16

HBP - Felts by Darden, WP - Gordon.

HBP - Dinobite by Bowen

UNO Bats

Boom Valdosta Into Submission, 13-9



SITTING . . . BUT, PRETTY—Third baseman Chris Boreus of the University of New Orleans was sent spinning to the ground with a thud in a collision with Valdosta's Sam Bowen

Saturday in the opening round of the NCAA College Division World Series. Boreus held on to the ball, and Bowen was out on the throw from shortstop Bert Bereczky. NO won 13-9.

Mound Ace Kieffer Uncommonly Wild

But Bottom of Privateer Lineup
Comes Through in Clutch

By TOM GAGE

Times-Picayune Staff Contributor

SPRINGFIELD, Ill.—Faced with the dilemma of having their ace Terry Kieffer wild and nervous, the University of New Orleans responded with South bats here Saturday to get by Valdosta State, 13-9, in the opening round of the College Division World Series.

While Kieffer never did find his rhythm on the mound, the Privateer hitters immediately found theirs in the pinch, plating four Privateer homers for 15 hits.

Tom Fitzsimones had a home run and four runs batted in, Chris Boreus had three hits, but the biggest help came from the bottom of the lineup where two players who weren't even supposed to start contributed four hits and six RBI.

Catcher Randy Miller and shortstop Bert Dereczky were in the lineup only because regulars, Dennis Strode and Rudy Hardouin, were injured.

RANDY MILLER
... gave NO punch

Both replacements came up with probably their best game of the year.

Miller especially.

Randy came up with three hits and four RBI from the ninth position in the lineup. Beczky had a key double in the seventh.

And all the runs, all the hits, were needed as Valdosta was getting a break from Kieffer's unusual wildness.

Terry walked five in the first two innings and paid the price as Valdosta's superb center-fielder Sam Bowen cleared the bases in the second with a three-run triple.

The results that came in on that hit were the result of walks.

"I just never found my rhythm," Kieffer said after the game. "My slider wasn't working, neither was the curve.

"My arm wasn't bothering me at all. It isn't sore. While I was warming up before the game, I was really lipping it. I was throwing hard and the fastball was really moving.

"This is the worst control I've had all year."

So Kieffer went to his fastball, the only pitch he could depend on, it seemed, and consequently by the eighth inning he was tired.

"I must have thrown at one point 30 fastballs in a row."

Coach Ron Maestri took him out in the eighth in favor of Gil Mills.

"It was probably the first time this year I've had to pull him from a ball game," Maestri said.

"Any other guy I probably would have pulled earlier but Terry is such a great competitor. His pitches were moving but with the layoff since the regional, he had lost his rhythm."

But there were all those hitters who came to the rescue.

The Privateers got off to a 3-0 lead in the first with Rick Pygman driving in two with single. The Blazers tied it up in the second on Bowen's triple.

Fitsimones hit a three-run home run in the fourth as the Privateers were rallying for five.

Using a lighter bat, Fitsi-

Continued on Page 8

Keith Bridges sent UCI into an early 1-0 lead, leading off in the bottom of the first with a belt over the left field fence.

New Haven had tied the game in their half of the eighth before succumbing to Malinoff's big hit.

The weatherman indeed came through for the opening day of the series with sunny skies and cool temperatures after a full week of rain. Despite the rain which ended Friday, Lanphier Park here was in excellent condition.

VALDOSTA STATE
(ab-r-h) Darcen, dh 4-1-0; Bowen, cf 4-0-3; Felts, cf 4-1-0; Reister, rf 4-1-2; Bronam, c 5-1-1; Greenhalgh, lb 5-1-1; Sumner, 2b 5-3-1; Afford, 2b, 3-0-0; Musatke, dh 1-1-1; Reeves, ss 2-1-0; Bishop, dh 0-1-0; McDuffit, o 0-0-0; Chadwick, p 0-0-0; Totals 35-9-8.

NEW ORLEANS
(ab-r-h) Fitsimones, lf 3-2-1; Barcus, 2b 5-0-3; Rima, cf 4-1-2; Roussel, lb 3-1-0; Koe, rf 3-2-2; Pygman, dh 2-1-1; Strade, ph 1-0-0; Gomez, pr 0-0-0; Bennett, 2b 1-1-0; Owen, dh 2-2-2; Bereczky, ss 5-2-1; Miller, c 4-1-3; Kieffer, p 0-0-0; Totals 33-15-5. Score by Innings:

Valdosta State	0	0	0	0	2	0	—	9
New Orleans	0	0	0	0	0	0	—	13
RBI—Bowen 4, Brennan 1, Greenhalgh 1, Fitsimones 4, Rima 1, Pygman 1, Bereczky 2, Miller 4, E. Afford, DP—Valdosta 7 2B—Bereczky, Bowen 3B—Miller, Bowen, HR—Fitsimones, Greenhalgh 5B—Bowen, SF—Fitsimones.								

	IP	H	R	ER	BB	SO
McDuffit	3	4	4	3	2	2
LeFolles	7-3	2	4	4	1	0
Parsons	1-1	3	4	2	2	0
Chadwick	3-1	3	5	3	3	1
Kieffer	7-2	8	9	9	7	7
Mills	1-2	3	0	0	0	1

WINNER—Kieffer LOSER—McDuffit
WP—McDuffit, Mills, HBP—BY McDuffit (Rima, Pygman) D—Fisher, Jones, Piariski, T-2:50.

NEW HAVEN
(ab-r-h) Small, ss 5-0-0; Pikor, rf 4-1-2; Merritt, dh 4-0-1; Pachalunga, lb 4-0-1; Basco, cf 4-0-0; Menswar, c 3-0-2; Keating, 3b 4-0-0; Cipollini, 2b 3-0-0; Malinoff, ph 1-0-1; Renzulli, lf 3-1-1; Soyles, ph 1-0-1; Brown, pr 0-0-0. TOTALS 36-2-9.

IRVINE
(ab-r-h) Bridges, cf 4-3-3; Belusco, rf 3-1-1; Stuy, lf 2-1-0; Malinoff, lb 4-1-2; Spence, lf 3-0-0; Whitehead, ss 4-0-0; Anderson, 2b 3-0-2; Wheelock, p 3-0-0; Lyons, 3b 3-0-0; TOTALS 29-4-8.

Score by Innings:
New Haven 001 000 010—2
U. C. IRVINE 009 001 04x—6
E-Anderson, Small, DP—Wheelock, Whitehead and Malinoff, LF—New Haven 8, Irvine 3, 2B-Pikor, 2 HR—Bridges 5B, Bridges 2, Renzulli, Malinoff, SH—Belusco, Stuy, SF—Spence.

	IP	H	R	ER	BB	SO
Schuler (L)	8	8	6	4	1	7
Wheelock	9	9	2	1	0	6

Winner—Wheelock, Loser—Schuler, HBP—By Wheelock (Menswar) U—Jones, Piariski, Fisher, T-2:31.

Hot-Hitting UNO Saves Wild Kieffer

Continued from Page 1

mones said he hit a slider "the count several times an inning. hardest I've hit a ball all year."

Valdosta's Jack Greenhalgh came right back with a three-run shot of his own in the top of the fifth. The Blazers rallied for four runs at that time with Greenhalgh's key hit.

From there on, the game really depended on the bats of Miller and Bereczky. Miller's triple in the fifth drove in two and both players drove in a run apiece in the eighth as the Privateers lengthened their lead to 13-3.

The Blazers got to Kieffer in the eighth, though, and Maestri decided to go to Mills. Mills did the job, getting the last four outs without incident. Kieffer, in all, walked seven hitters but was going to the full

Valdosta hurlers were even more generous, giving up eight free passes.

The Privateers Sunday will meet at 8 p.m. Central Missouri, which defeated Ohio Northern 2-0 Saturday night.

Earlier games will match Valdosta State and New Haven at 2 p.m. and Ohio Northern and California-Irvine at 5 p.m.

In the first game of the day defending champion California Irvine got off to a quick start ripping New Haven 6-2 in Game No. 1.

Jeff Malinoff's bases loaded double in the bottom of the eighth was the big hit for California. It cleared the bases and gave the Anteaters a commanding 5-2 lead.

Malinoff, Cal's leading hitter on the season, earlier had driven in a run with a single and had four RBIs on the day.



CLOSE TO HIS HEART—Steve McDiffitt of Valdosta puts the tag on UNO's Tom Rima in Saturday's opening round game of College Division World Series. Rima was

trapped between second and third on a ground out by NO's Joe Roussell and was tagged out. NO won the slugfest, 12-9.

Salukis fourth, Cougars eighth in final poll

TUCSON, ARIZ., (AP) — Miami of Florida and the University of Texas are co-champions in the final rankings of the season by Collegiate Baseball newspaper.

The Salukis of SIU-Carbondale were fourth, while the SIU-Edwardsville Cougars were 8th in the college division.

Miami and Texas each team received 439 of a possible 500 points Monday, displacing the University of Arizona for the first time this season.

The rankings:

UNIVERSITY DIVISION	
1. (Tie) Miami	489
2. Texas	489
3. Oklahoma	488
4. Southern Illinois-Carbondale	486
5. Southern California	484
6. Northern Colorado	480
7. Arizona	476
8. Seton Hall	470
9. South Carolina	469
10. Harvard	465
SECOND 10: Georgia South. Cal State-Los Angeles, Louisiana Tech, Vanderbilt, Pan American, Minnesota, Iowa, Miami of Ohio, Arizona State, Santa Clara.	
COLLEGE DIVISION	
1. California-Irvine	485
2. Valdosta State	480
3. Ohio Northern	477
4. New Haven	476
5. New Orleans	473
6. Central Missouri	470
7. Puget Sound	469
8. Southern Illinois-Edwardsville	465
9. Florida Southern	464
10. Col State Eastern	460
SECOND 10: Eastern Illinois, Western Illinois, Delta State, Eastern Illinois, Ithaca, Cal State Northridge, Montclair State, Union State, C.W. Post.	

New Haven Stays Alive, Ousts Valdosta State

By JIM WILDRICK

Not so long ago, the three Rs used to be the big thing around educational institutions.

But the bet here is that all they're talking about at the University of New Haven (Conn.) today are the three Ps — Paglialunga, Pulit and Powers. First baseman Len Paglialunga, starting pitcher John Pulit and reliever Bobby Powers were the three heroes Sunday at Lanphier Park as Coach Frank Vieira's Chargers eliminated Valdosta (Ga.) State from the National Collegiate Division World Series. New Haven, with its back to the wall after losing Saturday, made Valdosta the Series' first casualty by handing the Blazers a 1-0 defeat. It was only the second time Valdosta, which bowed out at 38-13, had been shut out this year.

But the heroes had to get an assist from the law of averages in posting their 25th victory against seven losses.

Just as a New Haven error paved the way for a run to California-Irvine Saturday, so a Valdosta error was one of the key factors in sending the Blazers packing Sunday.

Joe Small, the man who made the error that opened the gates to a four-run Irvine inning Saturday, learned Sunday how it feels to be on the other side of the fence. He opened the bottom of the sixth inning by lacing a grounder off Blazer pitcher Bill Petty's ankle. The ball caromed over to near the third base line before Petty could retrieve it and, when he did, he tossed wildly down the right-field line in a futile attempt to throw out Small. Small ended up at third.

Petty then got Ed Pikor to ground out and was able to glove Rich Montoni's hot smash back to the box. But Paglialunga, a .398 hitter coming into the tournament,

drilled a single to left to score the only run New Haven needed.

But don't get the idea it was smooth sailing for New Haven, which became the

FIRST GAME			
Valdosta (0)		New Haven (1)	
	abr h		abr h
Darson, dh	4 0 1	Small, ss	4 1 2
Brown, cf	4 0 2	Pikor, rf	4 0 1
Felt, lf	4 0 1	Montoni, dh	3 0 0
Register, rf	3 0 1	Paglialunga, 1b	3 0 1
Branam, c	3 0 1	Manjar, c	3 0 0
Griff, lf	4 0 1	Lease, cf	3 0 0
Fisher, 3b	2 0 0	Kratz, 2b	3 0 1
Johnson, 1b	1 0 0	Kratz, 3b	3 0 1
Moyle, 2b	4 0 1	Ren'lu, lf	3 0 0
Reeves, ss	3 0 0		
b-Alford	1 0 0		

Totals 33 0 8 Totals 29 1 6

a-rolled out for Bishop in 9th

b-rolled out for Reeves in 9th

Valdosta 000 000 000-0

New Haven 000 001 000-1

RBI- Paglialunga, F-Pikor, Petty

PO-A- Valdosta 24-15, N.H. 27-20, LOB

- Valdosta 9, New Haven 5, SH- Paglialunga, SH-Bishop

IP H R ER BB SO

Petty (L) 8 8 1 0 1 3

Pulit (W) 7 2/3 8 0 0 1 3

Powers 1 1/3 0 0 0 0 0

HEP- By Pulit (Branam), U-Jones,

Fisher, Plorski, T-1:38, A-40.

fourth "home" team to win in four games. Far from it.

Pulit, who lowered his earned run average from 0.60 to 0.54 (the nation's best among Division II teams) was in hot water in the eighth before Powers came on to earn the save.

Gene Felts singled, but was retired at second as Jerome Register reached on a fielder's choice. Catcher Darrell Branam then blooped a single down the left-field line, sending Register to third. Pulit worked the count to 1-1 on left-handed hitter Jeff Greenhalgh, but Vieira went to the mound and singled for Powers.

The junior right-hander made good use of his slider, getting Greenhalgh to fly out

Continued On Page 9

New Haven —

Continued From Page 8

to right. Powers set down the side in order in the ninth on three ground balls to preserve the victory.

"He (Pulit) is my roommate and my best friend and I hadn't saved one for him all year, so I'm really happy with the way things turned out," said Powers. "I was here Saturday night when Greenhalgh hit his homer, so I threw him all sliders and tried to keep the ball away from him. The one he hit was an outside slider. He tried to pull it and ended up not getting real good wood on it. I wasn't that concerned about walking him cause they had a right-hander coming up after him, so I shot a little more for the corners.

"I'll tell you, I've owed him (Pulit) one for awhile now. I relieved him in a game where we were down, 3-1, against Quinnipiac. I gave up a run and we ended up losing by one and that's the only loss he's had this year."

Pulit, 7-1, admitted he was tiring.

"It was probably the best thing that could have happened," Pulit said of Vieira's decision. "I was having some trouble with my curveball not breaking. I was a little tight when the game started, but, once we got going, I figured we were the better team. Our defense did it. They've been great all year. We wouldn't be here without our defense."

"When I go to the mound, they know they're gone," said the self-described "crazy man." "I saw the home run he (Greenhalgh) hit Saturday and, when I saw him hit that long foul off John, I made up my mind. John did a good job. He went over seven innings and that's all we wanted from him. Sure, he was on the ropes awhile, but he's been on the ropes before and he's a kid who never loses his cool. He just doesn't get shook up out there. If he's not an All-American, I don't know who is. I just thank God for a guy like John Pulit."

Paglialunga said he hit a fastball for the game's only run batted in.

"The pitching here is better than what we've seen all year," he admitted. "I just wanted to make contact with the ball. They're not just throwing the ball over here, they're aiming for the corners."

TKE CALENDAR
GIRL
Miss Ann Price



'75

1975 RESUME VALDOSTA STATE BLAZERS


After two consecutive National Tournament appearances, 1975 must be considered a "down" year. The Blazers did go 36-17 on the season (the fifth best percentage mark in school history), and received an NCAA Regional bid, but failed to win the South Atlantic Conference (14-4, to winning Columbus' 15-4), and dropped six of their last eight encounters. The loss of Felts, Bowen, and Register proved to be a big obstacle to overcome, in VSC's quest for National honors.

Hitting was the major problem (.262 as a team), but even more frustrating was VSC's inability to hit with men-on-base. JC recruit, Dave Taylor (.354) led the team from his short-stop position, while 1974 hero, Dan Darden (.332, and now in centerfield), and returnees Moose Greenhalgh (.291), and Darrell Branam (.274) provided help. Frosh recruit, Craig Viers (from Crown Point, Ind.) hit a solid .284, but no other regular was over the .250 mark.

Pitching-wise, the team had a 2.65 ERA, and was led by Lawrence Clarington (5-1, 1.66 ERA), Bull Giddens (4-2, 1.83 ERA), Tony Ferrera (5-1, 2.33 ERA), and ace-reliever Bill Parsons (5-0, 2.40 ERA). Veteran, sophomores Bill Petty (7-6, 2.94 ERA), and Steve McDiffitt (5-5, 3.24 ERA) pitched the "big" games, and were most often the victims of the lack of clutch hitting.

VSC jumped to a 23-7 mark, including 3-wins over NAIA National champion, Lewis (who won the Nationals in '74, '75, and '76). Darden got all three game winning hits (twice in the bottom-of-the-ninth, and once in the bottom-of-the-eighth), in 8-7, 6-5, and 5-4 decisions. Columbus took the wind out of the Blazer sails by winning a conference twin-bill in Columbus, but the good-guys did get the decision in a fight between the team, and a roudy group of Cougar fans. The record stretched to 29-9, 31-10, and 34-11 before the late season demise began. Included, however, in the late-season losses, were conference set-backs to Columbus and Augusta, that cost VSC the title.

The Blazers returned to the site of their big regional win, in 1974, at Lakeland, Fla., and were promptly eliminated in two straight games (Florida Southern 6-0, and Columbus 5-2). Darden, and Greenhalgh especially had good years, with the "Deacon" having 25 stolen-bases (in 26 attempts), and 25 extra-base-hits, while "Moose" hit 9 homers, and played a superb first-base. Taylor was a great leader, besides hitting for the second-best average ever, by a VSC short-stop.



VALDOSTA STATE
1975 Baseball
FINAL STATISTICS
won 36 - lost 17

	AB	R	H	BI	AVG.	2B	3B	HR	SB
Dave Taylor, ss	164	40	58	28	.354	7	1	3	2
Dan Darden, cf	223	45	74	36	.332	12	8	5	25
Jeff Greenhalgh, 1b	175	35	51	32	.291	5	2	9	1
Craig Viers, lf	183	30	52	31	.284	9	1	3	10
Darrell Branam, c	157	29	43	24	.274	4	0	5	3
Dan Alford, 2b	104	13	26	15	.250	2	1	1	8
Foster Foran, rf	119	7	28	15	.235	4	2	1	1
Steve Sumner, 3b	137	17	30	11	.219	3	0	0	4
Mike Balboni, dh-c	103	12	22	12	.214	6	0	0	1
Kim Jones, of	52	10	11	9	.212	4	1	0	13
Pete Reeves, ss	70	12	9	4	.129	0	0	0	4
TOTALS	1698	288	445	245	.262	58	16	28	84

(Vic Feist, p 3-1, .333; Bill Parsons, p 20-6, .300; Carlton Bassett, rf 43-11, .256; Ken Purdy, of 12-3, .250; Gary Giddens, p 28-5, .179; Marty Bishop, 3b 46-8, .174; Bill Petty, p 21-3, .143; Vince Musashe, 2b 36-4, .111; Steve McDiffitt, p 1-0, .000; Tony Ferrera, p 1-0, .000)

	G	IP	H	R	ER	BB	SO	W-L	E.R.A.
Larry Clarington	13	54.1	38	18	10	31	28	5-1	1.66
Gary Giddens	6	39.1	36	12	8	9	24	4-2	1.83
Tony Ferrera	9	46.1	43	20	12	23	32	5-1	2.33
Bill Parsons	16	48.2	45	14	13	15	19	5-0	2.40
Bill Petty	14	104	102	45	34	29	49	7-6	2.94
Steve McDiffitt	13	91.2	81	44	33	41	61	5-5	3.24
Lavon Keadle	7	42.1	39	20	16	21	23	3-1	3.40
TOTALS	53	458	405	188	135	191	254	36-17	2.65

(Vic Feist 2-0, 0.95; Dan Darden 0-0, 2.08; Carlton Bassett 0-1, 4.50; Foster Foran 0-0, 18.00)



VALDOSTA STATE
1975 Baseball
FINAL SCORES
won 36 - lost 17

(L) VSC 0, Florida State	9	VSC 5, West Georgia	2
(L) VSC 3, Florida State	8	VSC 3, West Georgia	0
VSC 6, Morris Harvey	3	(L) VSC 2, Columbus	3
VSC 21, Morris Harvey	1	(L) VSC 3, Columbus	4
VSC 3, Morris Harvey	2	VSC 7, Mercer	6
VSC 3, West Liberty State	2	VSC 10, Georgia College	2
VSC 3, David Lipscomb	1	VSC 2, Augusta	1
(L) VSC 0, David Lipscomb	1	VSC 4, Augusta	0
VSC 4, Illinois Benedictine ..	3	VSC 6, Armstrong State	5
VSC 2, Illinois Benedictine ..	1	VSC 1, Armstrong State	0
(L) VSC 3, Illinois Benedictine ..	4	(L) VSC 3, Albany State	4
(L) VSC 3, Florida	11	VSC 9, Southern Tech	2
VSC 8, Lewis	7	VSC 5, Southern Tech	0
VSC 6, Lewis	5	(L) VSC 2, Georgia Southern	9
VSC 5, Lewis	4	VSC 2, Georgia Southwestern ..	1
VSC 6, Macalester	0	VSC 11, Florida A&M	3
VSC 4, Macalester	2	VSC 6, Columbus	4
(L) VSC 2, Erskine	3	(L) VSC 3, Columbus	4
VSC 4, Erskine	3	(L) VSC 3, Florida A&M	4
VSC 10, Ft. Valley State	2	VSC 17, Georgia College	1
VSC 7, Westmar	4	(L) VSC 1, Albany State	6
VSC 23, Westmar	1	(L) VSC 1, Augusta	6
VSC 8, Southern Tech	3	VSC 6, Augusta	1
VSC 10, Southern Tech	5		
(L) VSC 4, Mercer	6	NCAA SOUTH ATLANTIC REGIONAL	
VSC 7, Armstrong State	4	Lakeland, Fla.	
VSC 7, Armstrong State	3	(L) VSC 0, Florida Southern	6
VSC 12, Georgia Southwestern ..	11	(L) VSC 2, Columbus	5



McDiffitt

Bassett Singles Blazers

Past Bears In 12th



CARLTON BASSETT
Blazer Hero

By MIKE CHASON

In the Valdosta State College baseball brochure, Carlton Bassett is listed as an 18-year-old freshman pitcher from Thomasville who throws right, bats right and for all practical purposes, has no outstanding attributes.

But all that was before Wednesday when he started his first college game ever in right field for VSC, and cracked a pair of hits including the game winner in the bottom of the 12th inning to push the Blazers past Mercer's Bears 7-6.

Most of the slim crowd at Blazer Field had long departed when VSC second baseman Dan Alford looped a long double to right center

field to lead off the 12th for Coach Tommy Thomas' Valdosta State nine.

Alford was followed by Bassett, who promptly drilled a single up the middle to score Alford and gain the praise of his teammates and his coach.

"It was a great win for us," Thomas said. "Especially after those two losses Tuesday to Columbus. Mercer has a good baseball team, and I'm real pleased to beat them."

"I have to single out some individuals like Carlton, of course, who really came through for us in right field and at the plate. He'll get another chance out there for sure."

"Dan Darden made one of the finest catches I've ever seen in center field in the 12th inning. Then there's Bill Parsons who came on in relief and stopped them from the mound."

Thomas added he felt his men had a little revenge to get on the Bears after a recent trip to Macon where VSC came back with a loss and a few complaints about the umpires.

There was much arguing both ways Wednesday, but as usual the umpires never reversed their decision.

It was evident from the start of the three and one half hour contest that the Blazers' Lawrence Clarrington just did not have the stuff to last on

the mound.

He gave a pretty good indication in the opening frame when he walked four Bears and gave up a double to Greg Engle for a total of three Mercer runs.

Mercer's John Hart didn't have much better luck in the VSC half of the first, allowing five walks, a single to Craig Viers and two Blazer tallies.

The Bears managed another run in the second and Clarrington was gone. Tony Ferrera appeared in relief only to take the long walk from the mound himself in the fourth when the Bears woke up for two more runs.

As did Parsons, Robert Yopp had to come on in relief in the fourth for Mercer after

Darrell Branam had slammed his fifth homer of the year in the third and VSC had brought in two more runs in the fourth.

Viers' single which plated Darden in the eighth tied things up until the lanky freshman rightfielder did his thing in the 12th.

Darden's diving grab of Bob Mitchell's sinking liner in the top of the 12th could have spurred Bassett's emotions since the ball looked impossible to catch until the speedy Macon native made believers out of everyone.

The now 24-9 Blazers were scheduled to take on Georgia College in Milledgeville today before hitting the road to Augusta Saturday.

Mercer	ab	r	h	bi	VSC	ab	r	h	bi
Burke 2b	3	2	1	0	Darden cf	4	2	2	0
Pettini ss	3	1	1	0	Taylor ss	4	1	0	0
Elgin c	5	1	2	0	Frnhigh lb	5	0	0	0
Engle rf	6	1	3	5	Branam c	3	2	1	2
Hart p	1	0	0	0	Viers lf	6	0	2	2
Yopp p	3	0	0	0	Musash dh	2	0	0	0
Mitch 3b	5	0	1	0	Balboni dh	1	0	0	0
Pitman cf	2	0	0	1	Jones pr	0	0	0	0
Crabtree cf	2	0	0	0	Bishop 3b	2	0	0	1
Reed lb	2	0	0	0	Sumner 3b	2	0	0	0
Head lb	4	0	0	0	Alford 2b	4	1	2	0
Disher lf	1	1	1	0	Bassett rf	3	1	2	1
Meddix lf	3	0	0	0	Clarrington p	0	0	0	0
					Ferrera p	0	0	0	0
					Parsons p	0	0	0	0

Totals 40 6 9 6 Totals 38 7 11 6

Mercer 310 208 080 080—6-9-2

VSC 201 200 010 081—7-11-1

E — Bishop, Pettini, Mitchell; DP —

Mitchell to Burke to Head, Taylor to Alford

to Greenhigh; LOB — Mercer 11, VSC 13;

2B — Engle 2, Darden, Alford; 1B —

Branam; SB — Alford, Pettini; S — Alford,

Taylor; SF — Peterson.

ip h r er so so

Hart 3 1 3 4 5 4 2 1

Yopp (L,4-3) 7 2 3 7 2 2 5 4

Clarrington 1 1 4 4 4 4 1

Ferrera 2 2 3 3 2 2 3 3

Parsons (W,4-0) 8 1 3 5 0 0 2 3

HBP — Branam by Yopp; WP — Parsons.



THE CALENDAR GIRL

Miss Suellen Harbour

'76


1976 RESUME VALDOSTA STATE BLAZERS

Valdosta State blasted to a 9-1 get-away, in the first ten games, including wins over Georgia, Western Kentucky (twice), and Duke. People were saying that the 1976 team would be the best in VSC history. Indeed, on paper, a great year was in the offing. Pitching-wise, the frosh phenoms of 1974 were back (Bill Petty 6-3, 2.14 ERA; and Steve McDiffitt 6-6, 1.94 ERA), along with returnee Bull Giddens (3-6, 3.47 ERA), and JUCO transfers Richard Sullivan (5-6, 2.29 ERA), and Hodges McLendon (3-3, 3.17 ERA).

The infield was also supposed to be the school's best ever, with Danny Blizzard (.241) at third, Dave Taylor (.240) at short, Skip Fite (.312) at second, and Moose Greenhalgh (.247) at first. Mike Balboni (.151), and Cecil Whitehead (.258) would share the catching duties. In the outfield, Dan Alford (.324) was in left, Craig Viers (.313) in center, while David DeMersseman (.248), and Chuck Beale (.313) alternated in right.

The Blazers dropped a double-header (4-1, and 1-0) to Illinois Benedictine, the day prior to Winter Quarter finals, and never recovered. They ended the year 28-25 (the worst record since 1967), with a humiliating 8-10, South Atlantic Conference mark. For the first-time since 1968 no tournament bid was offered.

The hitting was pathetic (.263), and unlike 1975 where clutch hitting was the problem, the 1976 crew (after the first ten games) was unable to even get men on base. They were shut-out 8 times, and scored above 4-runs only 23-times in 53-games. The pitchers suffered from all this, with Petty, McDiffitt, and Sullivan mostly being the victims. Chuck Beale (3-0, 2.14 ERA), Lawrence Clarrington (1-1, 2.18 ERA), and Billy Tyler (1-0, 3.27 ERA) pitched well in relief. The staff would have been even stronger, had fire-balling, southpaw Vic Feist (0-0, 0.00 ERA) recovered from arm surgery.



TOP (l-r): Petty, Giddens, DeMersseman, Greenhalgh, Feist, Sullivan, Alford, Tyler, Blizzard. MIDDLE (l-r): Wright (mgr.), Fite, McDiffitt, Taylor, Balboni, Shuman, Whitehead, McLendon. BOTTOM (l-r): Clarrington, Viers, Jones, Viers.

VALDOSTA STATE
1976 Baseball

FINAL STATISTICS
won 28 - lost 25

	AB	R	H	BI	AVG.	2B	3B	HR	SB
Dan Alford, rf	173	26	56	30	.324	8	2	1	10
Craig Viers, cf	176	30	55	23	.313	8	4	2	15
Chuck Beale, p-dh	80	18	25	6	.313	2	1	0	1
Skip Fite, 2b	186	41	58	17	.312	7	0	1	20
Cecil Whitehead, c	66	13	17	8	.258	2	0	0	3
David DeMersseman, lf	101	10	25	18	.248	7	0	0	7
Jeff Greenhalgh, 1b	154	28	38	31	.247	1	2	9	6
Danny Blizzard, 3b	162	20	39	22	.241	10	0	2	3
Dave Taylor, ss	154	28	37	11	.240	4	0	1	7
Bart Shuman, inf	74	2	17	9	.230	0	2	0	1
Mike Balboni, c	86	6	13	7	.151	1	0	0	2
TOTALS	1522	236	400	195	.263	53	12	19	77

(Kim Jones, of 39-10, .256; Billy Tyler, dh 31-6, .194; Ken Purdy, of 21-3, .143; Bill Petty, p 9-1, .111; Gary Giddens, p 5-0, .000; Larry Clarington, p 2-0, .000; Richard Sullivan, p 2-0, .000; Hodges McLendon, p 1-0, .000)

	G	IP	H	R	ER	BB	SO	W-L	E.R.A.
Steve McDiffitt	13	88.1	72	41	19	36	64	6-6	1.94
Bill Petty	11	80	71	24	19	23	37	6-3	2.14
Richard Sullivan	12	74.2	60	34	19	43	71	5-6	2.29
Hodges McLendon	11	59.2	66	30	21	11	38	3-3	3.17
Gary Giddens	10	62.1	63	29	24	21	33	3-6	3.47
TOTALS	53	419.1	379	176	116	164	270	28-25	2.49

(Vic Feist 0-0, 0.00; Chuck Beale 3-0, 2.14; Larry Clarington 1-1, 2.18; Billy Tyler 1-0, 3.27)




VALDOSTA STATE
1976 Baseball
FINAL SCORES
won 28 - lost 25

VSC	8,	Georgia	4
VSC	8,	Western Kentucky	3
VSC	5,	Western Kentucky	1
VSC	7,	Duke	6
(L) VSC	3,	Morris Harvey	4
VSC	3,	Morris Harvey	0
VSC	7,	Morris Harvey	0
VSC	6,	West Liberty State	2
VSC	6,	Illinois Benedictine	5
VSC	7,	Illinois Benedictine	0
(L) VSC	1,	Illinois Benedictine	4
(L) VSC	0,	Illinois Benedictine	1
(L) VSC	3,	Howard	4
(L) VSC	0,	Florida State	9
VSC	8,	Tennessee	0
VSC	14,	Ft. Valley State	1
VSC	5,	Ft. Valley State	0
VSC	9,	Otterbein	8
(L) VSC	1,	Otterbein	2
(L) VSC	0,	Wright State	2
(L) VSC	2,	Florida State	6
VSC	3,	Erskine	1
VSC	8,	Albany State	3
(L) VSC	0,	Georgia Southern	5
(L) VSC	3,	Georgia Southern	6
(L) VSC	4,	Georgia Southwestern	6
VSC	5,	Southern Tech	3

VSC	12,	Southern Tech	2
VSC	7,	Armstrong State	6
VSC	8,	Armstrong State	1
VSC	11,	Mercer	5
VSC	3,	Florida	1
(L) VSC	3,	West Georgia	5
(L) VSC	1,	West Georgia	3
VSC	4,	Columbus	3
(L) VSC	0,	Columbus	1
(L) VSC	1,	Lewis	5
(L) VSC	0,	Lewis	3
(L) VSC	1,	Lewis	2
(L) VSC	1,	Augusta	2
VSC	6,	Augusta	0
(L) VSC	1,	Armstrong State	7
VSC	6,	Armstrong State	0
VSC	6,	Georgia Southwestern	4
(L) VSC	4,	Southern Tech	8
VSC	17,	Southern Tech	1
(L) VSC	0,	Columbus	7
(L) VSC	1,	Columbus	3
VSC	3,	Florida	2
(L) VSC	0,	West Georgia	6
VSC	13,	Albany State	4
(L) VSC	3,	Augusta	5
(L) VSC	3,	Mercer	4



McDiffitt



Clarington

1977 RESUME VALDOSTA STATE BLAZERS

Sometimes when things look the bleakest, good things happen. Such was the 1977 season, that saw VSC go 47-16, and make their third National Tournament appearance in 5-years. Coming off the disappointing years of 1975 (36-17), and 1976 (28-25), the Blazers had things fall together, and won their second South Athletic Conference title (13-2) since the inception of the League in 1974.

The hitting (.315) was the best in the school's history, although averages in both college, and professional ball were way up. The pitching was good, even though the team ERA of 3.51 was the third highest in VSC history. The higher batting averages, and soaring ERA's were attributed to baseballs stitched in Hiati.

Local-boy, Cecil Whitehead (.373) led the hitters, and had the greatest power year, since Gene Felts (1972). Cecil had 26 extra-base-hits, and broke the record for runs-batted-in (53). He got adequate support from a host of .300 hitters, including Skip Fite (.366), Craig Viers (.348), Ken Smith (.333), Sal Amadeo (.330), Bruce Fowler (.329), David DeMersseman (.326), and Billy Fortenberry (.320). Fortenberry, Amadeo, and Viers formed the best hitting outfield since Felts, Bowen, and Register (1973 and 1974).

Freshman, lefthander Jimmy Wall (8-1, 1.93 ERA), veterans Steve McDiffitt (10-1, 2.50 ERA), Bill Petty (7-2, 3.18 ERA), and Richard Sullivan (9-4, 3.62 ERA) handled the starting chores, while Charlie Beale (2-2, 2.81 ERA) pitched brilliant relief. Frosh Mike Raines (4-0, 6.59 ERA), and lefty, reliever Billy Tyler (3-2, 3.83 ERA) added much depth to the staff.

The Blazers raced to 8-1, and 15-3 marks, and were 20-8 when they began their quest for the SAC crown. They shut-out Armstrong State three-times, blasted West Georgia in a 3-game series (allowing only 3-runs), and beat Southern Tech thrice (allowing only two runs). In Columbus, for a 3-game set, VSC won the Friday contest (10-3), before losing twice the next day (6-5, and 16-7). The Blazers held a 5-0 lead in that first-game, going into the bottom of the eighth, only to be beaten on a tenth-inning homer.

Going into the final series of the season (at Augusta), Valdosta State had to sweep, while West Georgia had to beat Columbus 2 of 3. It happened exactly that way, and gave VSC the right to host the first South Atlantic Conference tournament, as regular season champions. Super, relief pitching by Beale, and a solid-hitting attack won the tourney, and put the NCAA Regionals in Valdosta.


In the SAC tourney, the Blazers blasted Columbus, before splitting with West Georgia (losing 16-8, and winning 8-5) the next day. The last day twin-bill was particularly important to VSC morale, since it was played without Whitehead, whose father had passed-away, the day before (it was the sixteenth, and seventeenth games that Cecil missed in 1977; the first 15 because of a hand injury). Freshman Ken Smith went 5x7, for the day, in Whitehead's position, as the team rallied for Cecil.

The Regionals were a hard-fought affair, as VSC lost to West Georgia in the second-round (4-3, in 10-innings) to put themselves in the losers bracket. They had blasted 20-hits, a day earlier to pound Columbus 18-3 (behind Viers' 7 RBI's, and McDiffitt's pitching), and had to face them again, in a Saturday do-or-die situation. The Blazers won it 4-1, and moved into the finals versus the Braves.

After falling behind 4-0 in the first-inning of the Sunday opener, VSC won a 9-6 decision, and a second game became necessary. Bill Petty pitched a brilliant

game (allowing only two runs; both unearned), and a bottom-of-the-ninth, 2-run homer, by Viers put the Blazers in Springfield (Ill., and the Nationals), with a 3-2 win. Viers was Regional MVP, going 11x19 at the plate, in five games.

As usual in National Tournaments, VSC lost their first game (2-1, to top-ranked Eckerd), but did fight their way through the losers bracket, beating Shippensburg State (2-1, in 13-innings), and UMo-St. Louis (11-4). They were eliminated in the bottom-of-the-ninth, when UCalf-Riverside scored two-runs, for an 8-7 win. The school's National Tournament(s) record became 4-6 (with 5 of the losses by 1-run), with a 1-6 record as visitors (VSC is 3-0 as the home team).



—Times Staff Photo.

VSC Catcher Cecil Whitehead Waits For Throw



Sullivan



Griffin



BLAZER FIELD



BALLS	STRIKES	OUTS	H	E
1	2	3	4	5
6	7	8	9	R
				H
				E

VISITORS												
BLAZERS												



TOP (l-r): Leach, Petty, McDiffitt, Fowler, DeMersseman, Raines, Viers, Smith, Whitehead, McLendon, Tyler, Feist. BOTTOM (l-r): Maini, Clarington, Beale, Fite, Sullivan, Amadeo, Purdy, Shuman, Wall, Griffin, Fortenberry.



VALDOSTA STATE
1977 Baseball
FINAL STATISTICS
won 47 - lost 16

	AB	R	H	BI	AVG.	2B	3B	HR	SB
Cecil Whitehead, c	150	51	56	53	.373	10	6	10	10
Skip Fite, 2b	227	72	83	26	.366	10	4	0	28
Craig, Viers, rf	181	45	63	49	.348	14	6	2	17
Ken Smith, dh-c	81	14	27	21	.333	2	2	3	2
Sal Amadeo, cf	212	61	70	32	.330	11	2	5	11
Bruce Fowler, 1b	167	40	55	22	.329	11	2	1	6
David DeMersseman, dh	227	58	74	37	.326	16	2	2	20
Billy Fortenberry, lf	194	31	62	38	.320	10	1	2	1
Bart Shuman, ss	142	14	39	27	.275	1	2	1	2
Dale Leach, 1b	120	19	33	29	.275	4	0	2	3
Keith Griffin, 3b	181	31	47	36	.260	9	1	2	9
Keith Maini, ss	88	21	17	14	.193	4	0	0	5
TOTALS	2025	470	638	389	.315	104	29	30	119

(Bill Petty, p 4-2, .500; Billy Tyler, p 7-2, .286; Scott Alvarez, utl. 12-3 .250; Ken Purdy, of 21-4 .190; Jimmy Wall, p 11-1 .091)

	G	IP	H	R	ER	BB	SO	W-L	E.R.A.
Jimmy Wall	11	79.1	48	24	17	36	32	8-1	1.93
Steve McDiffitt	15	101	82	36	28	37	64	10-1	2.50
Chuck Beale	22	41.2	44	21	13	19	21	2-2	2.81
Bill Petty	13	73.2	81	38	26	23	27	7-2	3.18
Richard Sullivan	16	74.2	68	34	30	35	45	9-4	3.62
Billy Tyler	11	44.2	36	25	19	33	38	3-2	3.83
TOTALS	63	521.1	483	269	203	249	293	47-16	3.51

(Dale Leach 1-1, 2.45; Larry Clarington 1-0, 4.87; Hodges McLendon 2-1, 5.26; Bill Ranne 0-2, 6.37; Mike Raines 4-0, 6.59; Ken Purdy 0-0, 37.70; Scott Alvarez 0-0, 81.00)

VALDOSTA STATE
1977 Baseball
FINAL SCORES
won 47 - lost 16

(L) VSC 4, Auburn	8	(L) VSC 3, Florida State	9
VSC 14, Rose-Hulman	1	VSC 17, Southern Tech	2
VSC 7, Morris Harvey	3	VSC 9, Southern Tech	0
VSC 3, Morris Harvey	2	VSC 6, Southern Tech	0
VSC 10, Morris Harvey	2	VSC 2, Georgia Southern	1
VSC 9, Rose-Hulman	1	(L) VSC 5, Georgia Southern	26
VSC 10, Rose-Hulman	2	VSC 10, Georgia Southwestern ..	9
VSC 7, Rose-Hulman	0	VSC 10, Auburn	9
VSC 9, Rose-Hulman	1	VSC 10, Columbus	3
(L) VSC 5, Florida State	14	(L) VSC 5, Columbus	6
(L) VSC 3, UWis-Parkside	4	(L) VSC 7, Columbus	16
VSC 4, Western Kentucky	2	(L) VSC 3, Georgia Southwestern ..	4
VSC 17, Tennessee	5	VSC 13, Augusta	6
VSC 13, Illinois Benedictine ..	2	VSC 6, Augusta	1
VSC 6, Illinois Benedictine ..	2	VSC 7, Augusta	2
VSC 9, Illinois Benedictine ..	2		
VSC 8, Illinois Benedictine ..	5	SOUTH ATLANTIC CONFERENCE TOURNEY	
VSC 11, North Central	3	Valdosta, Ga.	
(L) VSC 7, North Central	8	VSC 10, Augusta	5
VSC 5, St. Francis	1	VSC 18, Columbus	7
VSC 7, St. Francis	5	(L) VSC 8, West Georgia	16
(L) VSC 3, St. Francis	4	VSC 8, West Georgia	5
VSC 10, Otterbein	7		
VSC 2, Otterbein	1	NCAA SOUTH ATLANTIC REGIONAL	
VSC 4, Otterbein	2	Valdosta, Ga.	
(L) VSC 5, Florida	9	VSC 18, Columbus	3
VSC 7, Armstrong State	0	(L) VSC 3, West Georgia	4
VSC 1, Armstrong State	0	VSC 4, Columbus	1
VSC 8, Armstrong State	0	VSC 9, West Georgia	6
(L) VSC 4, St. Xavier	5	VSC 3, West Georgia	2
VSC 6, St. Xavier	5		
VSC 10, St. Xavier	6	NCAA DIVISION II WORLD SERIES	
VSC 9, West Georgia	0	Springfield, Ill.	
VSC 4, West Georgia	1	(L) VSC 1, Eckerd	2
VSC 15, West Georgia	2	VSC 2, Shippensburg State	1
		VSC 11, UMo-St. Louis	4
		(L) VSC 7, UCalif-Riverside	8

VALDOSTA STATE
1977
GAME LINESCORES

February 26

	123	456	789		R	H	E
Auburn	010	041	200	--	8	11	2
Valdosta State	111	000	001	--	4	8	1

Wimberly, Lowe (3) & Tragesay; Sullivan, Beale (5),
Clarrington (7), Raines (9) & Whitehead. (Fortenberry 2x3)
WP: Lowe, LP: Sullivan (0-1)

March 6

	123	456		R	H	E
Rose-Hulman	000	010	--	1	2	6
Valdosta State	207	50x	--	14	13	1

Ellis, Wyscoski (3) & Neal; McDiffitt, Tyler (5) &
Whitehead, Smith (5). (DeMersseman 3x4, 2b, 2b; Amadeo
2x4; Whitehead 3-rbi's, 3b; Viers 3x3, 2b; Leach 3-rbi's)
WP: McDiffitt (1-0), LP: Ellis.

March 8

	123	456	789		R	H	E
Morris Harvey	000	021	000	--	3	7	9
Valdosta State	100	120	30x	--	7	7	3

Brown, Chittum (6) & Samms; Petty & Whitehead. (Fite
3x4; DeMersseman 2x5, 2b, 2b) WP: Petty (1-0), LP: Brown.

March 9

	123	456	789		R	H	E
Morris Harvey	010	001	000	--	2	11	2
Valdosta State	010	001	001	--	3	6	1

Pugliese & Samms; McLendon, Beale (6) & Whitehead.
(Whitehead 3x3, 2b; Leach 2-rbi's) WP: Beale (1-0), LP:
Pugliese.

	123	456	7		R	H	E
Morris Harvey	000	000	2	--	2	6	0
Valdosta State	105	310	x	--	10	9	1

Lees, Lakas (6) & Bailey; Sullivan & Whitehead, Smith
(6). (Maini 2x3; Amadeo 2x2; Whitehead HR, 6-rbi's;
Griffin 2x3) WP: Sullivan (1-1), LP: Lees.

March 11

	123	456	7		R	H	E
Rose-Hulman	000	100	0	--	1	1	3
Valdosta State	202	130	x	--	9	9	3

Hammer, Skinner (6) & Neal; Clarrington & Whitehead.
(Fortenberry 2x2, 2-rbi's; Leach 2-rbi's; Fowler 3x3,
3-rbi's) WP: Clarrington (1-0), LP: Hammer.

	123	456	7		R	H	E
Rose-Hulman	000	000	2	--	2	2	2
Valdosta State	070	201	x	--	10	11	5

Skinner, Foushee (3) & Bell; McDiffitt & Smith. (Fite
3x4; Leach 2x3, 2-rbi's; Maini 2-rbi's; Fowler 2-rbi's;
Smith 2-rbi's) WP: McDiffitt (2-0), LP: Skinner.

March 19

	123	456	7	R	H	E
Illinois Benedictine	001	100	0	--	2-9-3	
Valdosta State	240	000	x	--	6-4-1	

Schultz & Deegan; Tyler, Beale (7) & Smith.
(DeMersseman 2-rbi's; Leach HR, 2-rbi's) WP: Tyler (2-0),
LP: Schultz.

	123	456	7	R	H	E
Illinois Benedictine	110	000	0	--	2-5-0	
Valdosta State	021	420	x	--	9-10-2	

Deering, Litzinger (4) & Terreberry, Foley (6); McLendon
& Smith. (Viers 2x3, 2b, 3b; Griffin 2x3, 3-rbi's; Smith
2-rbi's) WP: McLendon (1-0), LP: Deering.

March 20

	123	456	789	R	H	E
Illinois Benedictine	201	020	000	--	5-10-0	
Valdosta State	013	030	01x	--	8-11-3	

Chalkey & Terreberry; Raines, Beale (3), Sullivan (5)
& Smith. (DeMersseman 3x3, 2b; Amadeo 2-rbi's) WP:
Sullivan (2-1), LP: Chalkey.

March 21

	123	456	789	R	H	E
North Central	100	001	001	--	3-8-4	
Valdosta State	202	420	01x	--	11-14-2	

Lewis, Shimp (5), Dolan (7) & Dyke, Dakeovitch (7); Wall
& Smith. (Fite 4x5, 2-rbi's; Maini 2x5; Leach 2x4, 2-rbi's;
Viers 2x5, 2b) WP: Wall (1-0), LP: Lewis.

March 22

	123	456	789	R	H	E
North Central	001	130	012	--	8-9-2	
Valdosta State	010	010	041	--	7-7-3	

Tapar, Shimp (8), Dolan (8) & Dyke; Clarrington, Tyler
(5), Beale (9) & Smith. (Amadeo 2-rbi's; Griffin 2x4, 3b;
Smith 2x3) WP: Dolan, LP: Beale (0-2).

March 23

	123	456	789	R	H	E
St. Francis	001	000	000	--	1-7-3	
Valdosta State	200	200	01x	--	5-10-2	

Kmiec & Ford; McDiffitt & Smith. (DeMersseman 2x5; Viers
2x4, 2-rbi's; Fortenberry 2x4; Smith 2x4) WP: McDiffitt
(4-0), LP: Kmiec.

March 24

	123	456	789	R	H	E
St. Francis	101	030	000	--	5-15-4	
Valdosta State	000	011	32x	--	7-10-2	

Nickelson, Brown (8) & Ryley; Petty, Raines (8) & Smith.
(DeMersseman 2x5; Fortenberry 3x3; Leach 2x4, 2-rbi's)
WP: Raines (2-0), LP: Brown.

March 12

	123	456	7	R	H	E
Rose-Hulman	000	000	0	--	0-	3-2
Valdosta State	011	203	x	--	7-11-	2

Woszscwski & Leitgabel, Bell (6); Tyler & Whitehead.
(Fite 2x4; Amadeo 2x4; Whitehead 2-rbi's; Fowler 2x3)
WP: Tyler (1-0), LP: Woszscwski.

	123	456	7	R	H	E
Rose-Hulman	010	000	0	--	1-1-	4
Valdosta State	020	502	x	--	9-7-	2

Schultz, Skinner (4) & Neal; Raines & Smith. (Viers
2x4, 3-rbi's; Leach 2x2; Fortenberry 2-rbi's) WP: Raines
(1-0), LP: Schultz.

March 13

	123	456	78	R	H	E
Florida State	111	000	65	--	14-14-	1
Valdosta State	000	000	41	--	5-	8-3

Jones, Smith (6), Bedingfield (8) & Kennedy; Petty,
Beale (7), Sullivan (8) & Whitehead, Amadeo (3). (Fite
2-rbi's; Fortenberry 3x4; Griffin 2x4) WP: Jones, LP:
Petty (1-1).

March 17

	123	456	7	R	H	E
UWis-Parkside	000	004	0	--	4-6-	2
Valdosta State	001	200	0	--	3-4-	1

Frankcour, Fosterly (5) & McKenna; Clarrington, Beale
(6) & Amadeo. WP: Fosterly, LP: Beale (0-1).

	123	456	7	R	H	E
Western Kentucky	001	001	0	--	2-10-	2
Valdosta State	400	000	x	--	4-	7-2

Brooks, George (6) & Kendall; Sullivan & Smith.
(Leach 3x3) WP: Sullivan (1-1), LP: Brooks.

March 18

	123	456	789	R	H	E
Tennessee	000	002	210	--	5-	7-2
Valdosta State	431	034	02x	--	17-19-	2

McConkey, Hilton (5) & Basham, Mathews (6), Green (7),
Huskisson (8); McDiffitt, Beale (7) & Amadeo, Smith (5).
(DeMersseman 5x5, 2b; Fite 2x2, 2-rbi's; Amadeo 2-rbi's;
Leach 2x4, 2-rbi's; Fortenberry 2-rbi's; Maini 3x6, 2-rbi's;
Griffin 3x5, 2-rbi's) WP: McDiffitt (3-0), LP: McConkey.

	123	456	789	R	H	E
Illinois Benedictine	200	000	000	--	2-6-	6
Valdosta State	040	306	00x	--	13-9-	2

Lally, Deering (6) & Terreberry; Petty & Amadeo, Smith
(6). (Fite 3x5; Leach 2x4, 3-rbi's; Griffin 2x2) WP:
Petty (2-1), LP: Lally.

March 25

	123	456	789	R	H	E
St. Francis	000	020	200	--	4-6-3	
Valdosta State	000	001	110	--	3-9-5	

Beyler, Mutz (9) & Ford; Ranne, Tyler (6) & Smith.
(Fite 2x4; Amadeo 3x5) WP: Beyler, LP: Ranne (0-1).

March 26

	123	456	7	R	H	E
Otterbein	031	102	0	--	7-14-3	
Valdosta State	231	301	x	--	10-9-6	

Dyson & Hoyle; Sullivan, Raines (2), Beale (4) & Smith.
(DeMersseman 2x4, 2b, 3-rbi's; Amadeo 2x3, 2b; Griffin
2-rbi's; Shuman 2x3, 2-rbi's; Smith 2x4) WP: Raines (2-0),
LP: Dyson.

	123	456	7	R	H	E
Otterbein	010	000	0	--	1-3-0	
Valdosta State	100	001	x	--	2-7-1	

Hillier & Clark; McLendon & Smith. (DeMersseman 2x3,
HR) WP: McLendon (2-0), LP: Hillier.

March 27

	123	456	789	R	H	E
Otterbein	000	200	000	--	2-6-0	
Valdosta State	000	003	10x	--	4-7-0	

Williams & Hoyle, Clark (8); Wall & Smith. (Fortenberry
3x4, 2-rbi's, 3b; Griffin 2-rbi's) WP: Wall (2-0), LP:
Williams.

March 29 at Gainesville, Fla.

	123	456	789	R	H	E
Valdosta State	000	014	000	--	5-8-2	
Florida	050	000	40x	--	9-9-0	

McDiffitt, Ranne (2), McLendon (4) & Smith; Meadows &
Shulock. (DeMersseman 3x5, HR, 4-rbi's; Fortenberry 2x4)
WP: Meadows, LP: McLendon (2-1).

April 1 at Savannah, Ga.

	123	456	789	R	H	E
Valdosta State	212	000	110	--	7-11-4	
Armstrong State	000	000	000	--	0-1-1	

Wall & Whitehead; Heller & Seitz. (DeMersseman 3x5; Fite
2x5; Whitehead 2x4, HR, 3-rbi's; Amadeo 2x4, 2b, 2b) WP:
Wall (3-0), LP: Heller

April 2 at Savannah, Ga.

	123	456	789	R	H	E
Valdosta State	000	000	001	--	1-4-1	
Armstrong State	000	000	000	--	0-5-0	

McDiffitt & Whitehead; Aenchbacher & Seitz. WP: McDiffitt
(4-0), LP: Aenchbacher.

April 2 at Savannah, Ga.

	123	456	7	R	H	E
Valdosta State	202	103	0	--	8-8-0	
Armstrong State	000	000	0	--	0-2-5	

Sullivan & Whitehead, Smith (7); Moore, Black (6),
Kinder (7) & Cox, Green (7). WP: Sullivan (3-1), LP: Moore.

April 3

	123	456	7	R	H	E
St. Xavier	000	202	1	--	5-8-1	
Valdosta State	102	010	0	--	4-11-2	

Fazy & Johnson; Tyler, Beale (6) & Whitehead. (DeMersseman
2x4; Fite 2x4; Whitehead 2x3, 2b, 3b, 2-rbi's; Fortenberry
2x3) WP: Fazy, LP: Beale (0-2).

	123	456	7	R	H	E
St. Xavier	020	000	0	--	2-5-2	
Valdosta State	020	022	x	--	6-12-2	

Rogers, Benazo (6) & Lacascio; Petty & Whitehead.
(DeMersseman 3x4; Viers 2x3, 2-rbi's; Amadeo 3x3; Shuman
2x3, 2-rbi's) WP: Petty (3-1), LP: Rogers.

April 4

	123	456	789	R	H	E
St. Xavier	000	000	060	--	6-6-2	
Valdosta State	201	203	02x	--	10-13-2	

Hussey, Mazo (4), Maroni (8) & Johnson; Raines, Clarrington
(8), Beale (8) & Whitehead, Smith (8). (Fite 2x3; DeMersseman
2x5, 2-rbi's; Whitehead 2-rbi's; Fowler 3x4, 2b; Shuman 2x3,
2-rbi's) WP: Raines (3-0), LP: Mazo.

April 8

	123	456	789	R	H	E
West Georgia	000	000	000	--	0-4-5	
Valdosta State	202	200	03x	--	9-11-0	

Taylor, Detzer (3), Ayers (5) & Fite; Wall & Whitehead.
(Fite 2x5; DeMersseman 2-rbi's; Whitehead 2x4, 3b, 3b, 2-
rbi's; Leach 2x4; Shuman 2x3) WP: Wall (4-0), LP: Taylor.

April 9

	123	456	789	R	H	E
West Georgia	000	100	000	--	1-10-2	
Valdosta State	400	000	00x	--	4-7-3	

Campbell & Fite; McDiffitt & Whitehead. WP: McDiffitt
(5-0), LP: Campbell.

	123	456	7	R	H	E
West Georgia	002	000	0	--	2-6-0	
Valdosta State	040	920	x	--	15-15-0	

Taylor, Bennett (2), Criswell (4), McElroy (4), Germain
(6) & Fite; Sullivan & Whitehead, Smith (6). (Leach 2x3;
DeMersseman 3x4, 3-rbi's; Whitehead 2x2, 2b, HR, 2-rbi's;
Shuman 2x2, 3-rbi's) WP: Sullivan (4-1), LP: Taylor.

April 12 at Tallahassee, Fla.

	123	456	789	R	H	E
Valdosta State	000	120	000	--	3-5-7	
Florida State	205	020	00x	--	9-9-3	

Ranne, McDiffitt (3), Tyler (3) & Whitehead; Jones, Smith (5) & McGlone, Kennedy (7). (DeMersseman 2x4) WP: Smith, LP: Ranne (0-2).

April 15

	123	456	789	R	H	E
Southern Tech	000	002	000	--	2- 5-3	
Valdosta State	151	220	33x	--	17-15-1	

Dilbeck, Brackett (5) & Meintzey; Wall, Beale (8) & Whitehead, Smith (5). (Fite 2x4, 2-rbi's; DeMersseman 2x3, 3-rbi's; Petty 2x2, HR; Smith 2x3, 3b, HR, 3-rbi's; Tyler 2-rbi's; Shuman 3x4, 3b) WP: Wall (5-0), LP: Dilbeck.

April 16

	123	456	789	R	H	E
Southern Tech	000	000	000	--	0-5-5	
Valdosta State	110	200	32x	--	9-9-0	

Wood, Hunter (8) & Moss; McDiffitt & Whitehead, Smith (8). (Fowler 2x4, 3b, HR; Fortenberry 2x3; Leach 2x4, 2-rbi's) WP: McDiffitt (6-0), LP: Wood.

	123	456	7	R	H	E
Southern Tech	000	000	0	--	0-3-2	
Valdosta State	040	002	x	--	6-7-0	

Stancil & Meintzer; Sullivan & Whitehead, Smith (7). (Fortenberry 2x3; Shuman 2-rbi's) WP: Sullivan (5-1), LP: Stancil.

April 17 at Statesboro, Ga.

	123	456	7	R	H	E
Valdosta State	000	110	0	--	2-8-0	
Georgia Southern	000	001	0	--	1-9-1	

Petty & Whitehead; Hodges & Hynko. (Viers 2x4) WP: Petty (4-1), LP: Hodges.

	123	456	7	R	H	E
Valdosta State	021	100	1	--	5- 7-5	
Georgia Southern	156	149	x	--	26-24-1	

Tyler, McLendon (2), Beale (3), Clarington (3), Purdy (5), Alvarez (6) & Whitehead, Smith (6); Steidl & Hynko. (Fite 3x4; Fortenberry 2x3, 2-rbi's) WP: Steidl, LP: Tyler (2-1).

April 19

	123	456	789	R	H	E
Georgia Southwestern	053	000	010	--	9- 7-0	
Valdosta State	200	061	001	--	10-18-4	

Smith, Tighe (6) & Baynard; Raines, Clarington (2), Tyler (3) & Whitehead. (Viers 2x6, 2b; DeMersseman 2x6, 3b; Whitehead 3x4, 3b, HR, 2-rbi's; Fortenberry 2x3; Fowler 3x4; Amadeo 3x5; Griffin 3-rbi's, 2b) WP: Tyler (3-1), LP: Tighe.

April 21 at Auburn, Ala.

	123	456	789	R	H	E
Valdosta State	210	023	110	--	10-13-6	
Auburn	020	150	001	--	9-9-5	

Ranne, Leach (4) & Whitehead; Chewalk, Sullivan (5), Lowe (5), Williams (6), Wimberly (8) & Rushing. (Fite 2x5; DeMersseman 3x5, 2b; Fortenberry 3x5; Viers 3x5, 2b, 3-rbi's) WP: Leach (1-0), LP: Wimberly.

April 22 at Columbus, Ga.

	123	456	789	R	H	E
Valdosta State	300	000	700	--	10-17-1	
Columbus	000	110	001	--	3-6-5	

Wall, Petty (6) & Whitehead; Stonica, Masengale (7) & Hall. (Fite 2x5; Fowler 2x5; DeMersseman 2x5; Whitehead 2x4, HR, 4-rbi's; Fortenberry 2x5, 2b; Viers 4x5, 3b; Griffin HR, 2-rbi's) WP: Wall (6-0), LP: Stonica.

April 23 at Columbus, Ga.

	123	456	789	R	H	E
Valdosta State	000	100	040	--	5-7-4	
Columbus	000	000	051	--	6-8-2	

McDiffitt, Petty (8) & Whitehead; Prather, Betsill (8) & Hall. (Fite 2x5; Whitehead HR, 3-rbi's; Amadeo 2x4, HR) WP: Betsill, LP: Petty (4-2).

	123	456	7	R	H	E
Valdosta State	120	012	1	--	7-12-3	
Columbus	440	242	x	--	16-14-0	

Sullivan, Tyler (1), Raines (2), Beale (4) & Whitehead; Bailey, Betsill (5) & Hall. (Fite 2x4, 3b; Fortenberry 2x4, 2b; Fowler 2x4; Amadeo 2x3, HR, 2-rbi's; Shuman 2-rbi's) WP: Bailey, LP: Sullivan (5-2).

April 26 at Americus, Ga.

	123	456	789	10	R	H	E
Valdosta State	010	002	000	0	--	3-9-3	
Georgia Southwestern	020	000	100	1	--	4-16-0	

Leach & Whitehead; Bonagura & McCorkle. (Viers 2x5; Fowler 2x5; Shuman 3x4) WP: Bonagura, LP: Leach (1-1).

April 29 at Augusta, Ga.

	123	456	789	R	H	E
Valdosta State	002	131	132	--	13-15-4	
Augusta	006	000	000	--	6-4-2	

Wall & Whitehead; Freeman, Crown (8) & Crawford. (Amadeo 2x3, 2b, HR, 3-rbi's; DeMersseman 2x5, 2b; Whitehead 2x4, 2b; Fortenberry 2x4; Griffin 2x3, 2b, HR, 4-rbi's; Shuman 2x5, 2b) WP: Wall (7-0), LP: Freeman.

April 30 at Augusta, Ga.

	123	456	789	R	H	E
Valdosta State	000	420	000	--	6-10-4	
Augusta	001	000	000	--	1-7-3	

McDiffitt & Whitehead; Belcher & Crawford, Key (6). (Fowler 2x3, 2b; Fortenberry HR, 3-rbi's; Griffin 2x4) WP: McDiffitt (7-0), LP: Belcher.

April 30 at Augusta, Ga.

	123	456	7	R	H	E
Valdosta State	110	000	5	--	7-11-0	
Augusta	200	000	0	--	2-3-1	

Petty & Whitehead; Poppell, Crown (7) & Key, Crawford (2). (DeMersseman 3x4, 2b, 2-rbi's; Fite 3x4, 2b, 2-rbi's; Fortenberry 2b, 2-rbi's) WP: Petty (5-2), LP: Poppell.

May 6-- SOUTH ATLANTIC CONFERENCE TOURNAMENT at Valdosta, Ga.

	123	456	789	R	H	E
Valdosta State	201	220	111	--	10-13-0	
Augusta	000	003	200	--	5-10-4	

Petty, Beale (7) & Whitehead. Freeman, Crown (3), Poppell (5) & Crawford. (Fite 3x4, 2b, 2b, 2-rbi's; Viers 3x5, 2b, 2b, 2-rbi's; Whitehead 3x4, HR; Fowler 2x6; Amadeo 2x4, 2b, 2-rbi's) WP: Petty (6-2), LP: Freeman.

May 7-- SOUTH ATLANTIC CONFERENCE TOURNAMENT at Valdosta, Ga.

	123	456	789	R	H	E
Columbus	000	042	010	--	7-12-4	
Valdosta State	200	842	02x	--	18-18-3	

Stonica, Masengil (4), Montgomery (4), Blair (6) & Hall; McDiffitt, Beale (6) & Whitehead. (DeMersseman 2x4; Fite 3x4, 2b, 2b; Viers 3x5, 2b; Whitehead 3x5, HR, 6-rbi's; Fowler 2x6, 2b; Amadeo 2x4, 2b; Griffin 2-rbi's) WP: McDiffitt (8-0), LP: Stonica.

May 8-- SOUTH ATLANTIC CONFERENCE TOURNAMENT at Valdosta, Ga.

	123	456	789	R	H	E
West Georgia	400	502	401	--	16-18-2	
Valdosta State	020	102	030	--	8-12-6	

Ayers, Criswell (8) & Fite; Wall, Tyler (4), McLendon (6), Raines (7) & Smith. (Fowler 2x4, 2b; Amadeo 3x4; Fortenberry 2x4, HR, 3-rbi's; Smith 3x4, 2b, HR, 3-rbi's) WP: Ayers, LP: Wall (7-1).

	123	456	789	R	H	E
Valdosta State	010	041	110	--	8-13-5	
West Georgia	000	003	020	--	5-11-1	

Sullivan, Beale (8) & Smith; Criswell, Campbell (2), McElroy (7) & Fite. (DeMersseman 2x4, 2b; Fite 2x3, 2b; Smith 2x3, 2-rbi's; Griffin 2x4) WP: Sullivan (6-2), LP: Criswell.

NOTE: see all tournament game linescores in the TOURNAMENT section The South Atlantic Conference Tournament has no "official" designation with the NCAA, although in 1977, the tournament winner (VSC) had the inside-track to hosting the NCAA Regional Tournament To be included in the hitter's list re: each linescore, a player must have had 2, or more, hits; 2, or more, rbi's; no extra-base-hits are included unless a player met the above criteria.

NOTE: in other games in the South Atlantic Conference Tournament-- Columbus 7, West Georgia 4; West Georgia 2, Augusta 0; West Georgia 12, Augusta 9
Blazers selected to the All-Tournament team, included: Chuck Beale (p); Cecil Whitehead (c); Skip Fite (2b); Sal Amadeo (cf); and Craig Viers (1f).



'V' For Viers, VSC and Victory

Valdosta State College rightfielder Craig Viers is mobbed by happy teammates moments after he drilled a two-run, game-winning home run against West Georgia College here Sunday which handed the Blazers the South Atlantic Regional baseball championship. VSC swept a doubleheader from West Georgia Sunday to claim the title and advance to the NCAA Division II

national tournament May 28-31 in Springfield, Ill. Viers' dramatic home run came in the bottom of the ninth inning with the Blazers trailing 2-1. The VSC junior was named the tournament's most valuable player. Details of the exciting twin bill sweep are on page 10. — Times Staff Photo by Mike Dowse.

Viers' Homer Gives VSC Regional Title

By MARTIN REGISTER
 Craig Viers lofted a ninth-inning two-run homer over the right field fence here Sunday, lifting Valdosta State College's Blazers to a 3-2 win over West Georgia in the NCAA South Atlantic Regional Division II baseball championship game.

Valdosta State had upended the Braves, previously unbeaten in the double elimination tourney, 9-6, in a game played earlier in the day, to force the final contest.

West Georgia pitcher Brad Campbell had held coach Tommy Thomas's Blazers hitless through two innings after relieving starter Bill Taylor in the seventh frame, before Viers pulled the game out of fire for VSC.

Valdosta State collected just four hits, half as many as the Braves of coach Archie White, and committed three errors to none for West Georgia.

But the Braves made little use of the runners it put on base, stranding seven to the Blazers' three.

Viers' shot just cleared the right field corner as West Georgia outfielder Leonard Hartsfield crashed into the fence in a vain effort to avert disaster.

Hartsfield lay stunned for a few moments as the highly partisan crowd roared to its feet.

Bill Petty went the distance on the mound for the Blazers, scattering eight hits effectively in the do-or-die win.

The victory put the Blazers

among prestigious company, as one of only eight division II teams remaining in the race for the national championship.

The national tourney is to be held in Springfield, Ill., in two weeks.

West Georgia left men on the bases in four of the first five innings, but Valdosta State had difficulty getting men even that far.

Sal Amadeo finally gave the Blazers their first hit, in the fifth inning, with a towering home run to left field.

But West Georgia answered in the sixth when, aided by two Blazer errors, it scored both its runs.

That's the way things stood, as Taylor and Campbell consistently mowed down VSC's powerful hitters, until Viers' blast, with second baseman Skip Fite on board, decided the outcome.

Viers, as White pointed out later, had attempted to bunt on two previous pitches. "If he had been able to bunt," White said, "this would never have happened."

The Blazer rightfielder, who batted .599 and banged out 15 RBI in the three-day tourney, was chosen its Most Valuable Player by a special all-tournament team committee.

Skip Fite was named to the team as second baseman, while Amadeo was tabbed as its centerfielder, VSC catcher Cecil Whitehead was chosen as the designated hitter, and Petty and teammate Steve McDiffitt were named as pitchers.

West Georgia's towering Dan Logan, who is 6-7 and looks even bigger, was tabbed as the all-tournament first baseman, while fellow Brave Bill Fite was named to be the catcher's position.

The fiery ex-paratrooper, older brother of VSC's Skip Fite, was obviously a team leader for the Braves, but his

enthusiasm got him into trouble Saturday.

Violently contesting a call at the plate, he was finally ejected from that game.

Third baseman James Brown, shortstop Tommy Harrell and leftfielder Mark Landers were named to the honor team from Columbus College.

Randolph-Macon, the tourney's only team not from the state of Georgia, absorbed two lopsided losses early in the tourney and failed to place a player on the all-tournament team.

Thomas, ecstatic over his team's rise from what looked like certain elimination twice in one day, did little to hide his emotions.

"It was really a great win," he said, understating the situation after the second game. "I'm still on a cloud. I'm just thrilled, thrilled for the boys."

"I have to hand it to West Georgia, and to all the teams in this tournament. They worked hard ... but so did we."

"I think its only right that we won, and that we are going to the national tournament. This team had the best season of anyone in the region, so it deserves to go."

White disagreed. "We did alright," he said. "I still think we have the better ballclub, though. Look at the hits. With four hits, there's no way VSC should have won this game."

"But I really hope they (VSC) do well out there at the national tournament."

"Viers was just amazing," Thomas said of his small, gummy outfielder, who tied two school records with five hits and seven RBI in a game, against Columbus on Friday, "and Petty did a great job, especially toward the finish."

"But I could go on and name every player on the team. There are so many people who are in on this, and I'm so happy for all of them."

Thomas was right in

The Valdosta Daily Times

SPORTS

Monday, May 16, 1977 - 10 -

pointing out that the championship was not won on the efforts of just a few players.

Keith Maini came in at shortstop in the ninth inning of the second game and promptly ignited a double play, which ended a potentially dangerous situation for the Blazers by cutting down Brave runners at first and second and ending the inning for West Georgia.

But the second game wasn't the only time VSC rallied out of a bad situation.

Helped along by three VSC errors and two hits, the Braves breezed to a 4-0 lead in the first inning of the first game, where a win would have given them the title outright.

But a three-run triple by Viers in the third inning

helped to tie matters up, and VSC came back to go ahead 8-4 in the fourth inning on hits by Whitehead, Amadeo and first baseman Bruce Fowler, and on two walks given up by Brave pitcher Chris Criswell. Criswell had come in for Phil Taylor, who had replaced starter Lynn Ayres in the third frame.

Chuck Beale, who came in during the third inning for starter Dale Leach, was awarded the hill win for the Blazers.

Richard Sullivan, who pitched the majority of the final three innings, was credited with a save. Ayres took the mound loss for West Georgia.

The Blazers outhit West Georgia, 13-11, in that game, but also committed more errors, four to one.

Boxes

FIRST GAME				SECOND GAME					
VSC	ab	r	h	bi	WG	ab	r	h	bi
DMssm dh	2	0	0	0	Spw lf	2	1	2	0
Smh dh	3	0	1	0	Cmpb lf	4	2	0	0
Fite 2b	4	1	1	0	Hmrf rf	4	0	1	0
Vrs rf	3	2	1	3	Evns ss	4	0	0	0
Wshdc	3	2	2	3	Fite c	4	0	0	0
Amocf	5	1	4	3	Lgn lb	3	1	2	0
Fwlr lb	5	1	1	1	P. Tylr lf	4	1	1	1
Frtby lf	4	0	1	0	Htrk dh	4	0	0	0
Grfn 3b	3	1	1	1	Dbsc 3b	4	0	3	0
Shmns	3	1	1	1	Bick 2b	4	0	0	0
Lchp	0	0	0	0	B. Tylr p	0	0	0	0
Blep	0	0	0	0	Cpbl p	0	0	0	0
Silvp	0	0	0	0					
TOTALS	35	9	13	9	TOTALS	40	6	11	5

VSC	004	041	000	9-134		
WG	400	001	100	6-11-1		
E	Shuman, Leach 2, Griffin, Spewell;					
DP	W.Ga. - LEFT - VSC 6, W.Ga. 8.					
2B	Whitehead, Logan, Hatterick; 3B -					
Viers	SB - Griffin; SH - Viers, Hamer;					
SF	Shuman, Logan.					
	ip	h	r	er	bb	so
Leach	2:23	5	4	3	3	0
Beale	4	6	2	2	2	0
Sullivan	2:13	0	0	0	1	2
Ayres	2:23	3	3	2	0	0
Taylor	1:23	6	5	5	2	0
Criswell	4:13	4	1	1	3	0
PB	Fite.					

WG	000	002	000	2-8-0		
VSC	000	010	002	3-4-3		
E	Viers, Fowler, Fortenberry; DP -					
WG, VSC	LEFT - WG 7, VSC 3.					
2B	Taylor, Dubose; HR - Viers,					
Amadeo	SB - Viers.					
	ip	h	r	er	bb	so
Taylor	6	3	1	1	3	3
Campbell	2	1	2	2	1	1
Petty	9	8	2	0	1	2

It Was A Big Home Run

It wasn't the fabled "shot heard 'round the world", but to the people involved, it was just as big a home run.

Craig Viers connected for the most important hit of his life at Blazer Field here Sunday when he slapped a 335-foot job just out of the reach of West Georgia rightfielder Leonard Hartsfield.

As Hartsfield dived onto the right field fence, the now suddenly tiny white piece of cork and cowhide landed a tantalizing foot beyond his outstretched glove.

When Hartsfield collapsed in a gummy display of disgust and pain back on the playing field, the hopes of the Braves from Carrollton collapsed with him.

In the other dugout, the red-jerseyed Blazers exhibited unbridled emotion. Their joy was deep rooted since Viers' home run meant a 3-2 VSC win and a trip to Springfield, Ill. for the NCAA Division II national tournament.

As Viers rounded the bases, pushing through teammates on his way from third to home, different thoughts clouded the minds of key individuals in the piece of Valdosta State history unfolding out on the diamond.

"I knew it was gone, but I thought it was going to hook foul," Viers said of only his second home run of the season. "He (VSC head coach Tommy Thomas) had me bunting at first, but after that I was just trying to hit it."

Thomas took off the bunt when Braves' pitcher Brad Campbell got two quick strikes on the Crown Point, Ind. lefthander. With that 0-2 count, and teammate Skip Fite waiting in the blocks at first base, Viers smashed any national tournament hopes West Georgia might have entertained.

And Braves' head coach Archie White was entertaining them.

"I thought we had them whipped," White said of the 2-1 lead his club had going into the bottom of the ninth inning.

"If the guy had laid the ball down like he was supposed to, it might have been different. I wanted him to lay it down.

"I knew they had two righthanders coming up, and I figured Brad would get them. Normally, he (Viers) would have ended up the goat for not bunting, and he winds up the hero.

"But I still think we had the best ballclub. For a ballclub that wasn't even supposed to be here, I thought we did a helluva job."

VSC catcher Cecil Whitehead was following Viers in the batting order and would have come up with one out and Fite on second had the sacrifice bunt worked.

"I was just hoping Craig would do it because I didn't want to come up," Whitehead said. This was the same modest Whitehead who already has more RBI (50) than any player on the team and needs only one more to break Gene Felts' alltime record.

From Bill Petty, the VSC pitcher in the game who had seen his teammates commit crucial errors to let in both of West Georgia's runs, there was no comment ... only a physical reaction.

Viers' swing had given new life to Petty's final season in a VSC uniform. He was one of the first to reach the hero of the day and one of the last to stop crowing about it. How fitting it was for he and Steve McDiffitt, the freshmen



Mike

Chason

Times Sports Editor

sensations back in '74, to trot to the infield together when they were announced to the all-tournament team.

And finally there was Thomas himself.

The man who suffered through a 28-25 season a year ago had a deep grin plastered on his suntanned face and a merry twinkle sunk deep into his eyes behind his glasses.

And he couldn't stop giggling like a schoolgirl headed for her first Sunday School party with a member of the opposite sex.

Accepting congratulatory handshakes from the men and hugs from the women, young and old, the home-grown bachelor took a long time just to soak up the enormity of it all.

"I honestly felt there was a chance to win it," Thomas said. "We had the meat of the order coming up. But a home run was the last thing on my mind."

This reporter reminded Thomas of a similar blast former VSC standout Leroy Purdy had hit many long years ago.

"That was a good one," Thomas agreed, "but this one is better because it is now."

Purdy's home run came in a bottom of the ninth, two-out situation in the NAIA District 25 tournament in Columbus. It sent Valdosta State to the area tournament.

"It is fitting that we should win this tournament," Thomas said. "We had the best season record, we had the best record against the teams in the tournament, and by cracky, our guys deserved it."

Thomas said last week that neither Columbus nor West Georgia should have been invited to the regional because VSC had defeated both for the South Atlantic Conference regular season and tournament titles. As it turned out, the Blazers again proved they were the best team.

As the sun began to set on Blazer Field, Thomas was still around long after the batgirls, fans, major league scouts, Braves and Blazers had left.

What was going through his mind as he gazed onto the now empty field which had been filled with so much excitement only minutes before.

"It's all over," he said. "I know for sure West Georgia's not going to get to bat again."

Blazers Eye Win In First Round

By MIKE CHASON

In 1974, a pair of wild-eyed freshmen with Yankee accents joined the Valdosta State College baseball team.

At the time, nobody expected much out of Bill Petty, a smooth-working lefthander from Grove City, Ohio, or Steve McDiffitt, an awkward-looking New Martinville, W. Va. righthander.

But as the season progressed, the two first-year men, who became fast friends, gained almost as much ink as VSC's famed '74 outfield of Sam Bowen, Gene Felts and Jerome Register.

With the outfield trio, all destined to sign minor league contracts, supplying the offensive power, Petty and McDiffitt provided the pitching.

Nicknamed the "giant-killer" because of his clutch performances against major college competition, McDiffitt gained the starting nod in VSC's first game ever in the NCAA Division II national tournament.

Either Springfield, Ill. wasn't his kind of town or New Orleans University had some Cajun magic working for it, because McDiffitt got shelled in the first three innings.


VSC eventually lost the game 13-9.

The next day, Petty was near perfect against New Haven, Conn. but lost a tough 1-0 decision, and the Blazers headed for home.

Now, it's three years later and Valdosta State is back in Springfield after that same national title it didn't even get a smell of in 1974.

And again, McDiffitt is scheduled to pitch Saturday's 2:45 p.m. (CST) first game against Eckerd (Fla.).

"I'm hoping it will be better this time," McDiffitt said, "but my arm has been hurting me lately. I've been getting some ultrasound on it, but I doubt it will really be



BILL PETTY
'Pretty Good Pitching'

ready."

McDiffitt piled up 10 wins against no defeats this year with the second lowest earned run average (2.29) on the team. Freshman lefthander Jimmy Wall had a 2.10 ERA with a 8-1 record.

Has three extra years of experience turned McDiffitt into a battle-hardened veteran?

"I know I'll still be a little nervous out there, but I think anybody would," he said. "The butterflies will still be there.

"I think this team is better all-round than the one in '74. We had some great players, but we didn't have any pitching."


Petty, who hasn't been designated a tourney starting assignment so far by VSC head coach Tommy Thomas, agrees this year's 45-14 club is better.

"We're a better hitting team," Petty said. "Our outfield was great that year, but the infield wasn't that good.

"I say we'll do all right. I believe we'll play at least four games. The last time, after me and Steve pitched, nobody else was that impressive.

"Our pitching has been pretty good this year. I think Chuck Beale has made the difference."

Beale, a senior righthander, provided timely relief performances in both the South Atlantic Conference



STEVE McDIFFITT
Giant-Killer

tournament and the South Atlantic Regional.

Petty, 7-2 with a 3.00 ERA, was also instrumental in the Blazers' success in the tournaments. He was named to the all-regional tourney team along with McDiffitt.

Other members of the team figure winning the first game is the real key in the double elimination national tournament.

"If we win the first game, we'll win it all," second baseman Skip Fite said.

"I think the winner of the first game will go all the way," relief pitcher Billy Tyler said.

"We've got to win the first one," rightfielder Craig Viers echoed. "If you lose the first one, you just have to play too many games."

Not a single Blazer predicted instant success. All seemed confident the team could hit with the best the tourney had to offer, however.

The biggest question mark seemed to be occasional defensive lapses which have gotten the team in trouble more times than one.

In Saturday's first game, New Haven meets Shippensburg (Pa.) State at noon.

After the VSC-Eckerd game, Southern Illinois of Edwardsville takes on the University of Missouri at St. Louis at 6 p.m. At 8:45 p.m., Delta (Miss.) State tangles with the University of California at Riverside.

Second round action begins Sunday at noon.

Eckerd scratches out 2-1 victory

by Hal Pilger

The usually potent Eckerd College offense managed only three hits, but two of them were opposite-field home runs as the No. 1-ranked Tritons outlasted Valdosta State, 2-1, Saturday in the second game of the National Collegiate Athletic Association Division II World Series at Lanphier Park.

The Tritons (32-7) of St. Petersburg, Fla., carried a .339 team batting average into the contest and didn't get their third hit until Joe Westmoreland singled to center in the eighth inning.

But the Blazers (45-15) of Valdosta, Ga., brought a .318 team mark to the park and had only four hits, including an infield single and a double that caromed off the third-base bag.

The difference was Joe LeFebvre, a left-handed hitter who ripped a first-inning homer over the right-field fence, and Steve Balboni, a right-handed hitter who bombed a seventh-inning homer over the left-field fence.

Both shots were first-pitch deliveries from starter and loser Steve McDiffitt, who suffered his first loss against 10 triumphs.

The winner was sophomore Kerry Freedman (12-1), who in addition to allowing four hits gave up eight walks and uncorked a pair of wild pitches — one of which sent home Valdosta's only run in the fifth inning after an hour delay because of rain.

But Freedman had it when he needed it, striking out 10 Blazers and escaping bases-loaded jams in the eighth and ninth innings unscathed.

"That's his kind of ball game," Eckerd Coach Bill Livesey said of his young right-hander. He walked the bases loaded in Miami and then struck out the

side. You go with what brung you here," he quipped, "and he brung us here. He'll strand 14 men."

Valdosta didn't strand 14, but the Blazers did leave eight men on base by failing to get the big hit, especially in the late going.

"Lack of the key hit," sighed Valdosta Coach Tom Thomas. "But I think the two pitchers just did an outstanding job. Both teams came in as two of the best-hitting teams in the East, and both were completely shut down, except for their two home runs.

"I think that's an indication of just how much power both guys have who hit the ball. And I think it's an indication of how much speed was on the ball. It may have been over the outside part of the plate, but they (Eckerd) weren't pulling anything off him (McDiffitt) all day."

Livesey noted his young team, which started one senior, three juniors and six sophomores (including the designated hitter), was tight playing in its first World Series.

"But we've got no excuses," Livesey added. "That's the lowest run total I can remember this season. We've been averaging about 9.7 runs per game. We scored 15, six and 11 in the (South Atlantic) regional.

"We're supposed to be the No. 1 school in the state in academics, but we didn't show it today. It seemed like school was out, because we didn't learn anything.

"He (McDiffitt) pitched a very intelligent game, but we enabled him to

pitch an intelligent game. We didn't make the adjustments. The two boys (LeFebvre and Balboni) did; they went to the opposite field. And we had a hit to center. Going to the opposite field and to center is the only way to hit an off-speed, breaking-ball pitcher.

"We had three players adjust, and six who took the day off. But we did play defense."

Eckerd, which committed no errors to three for Valdosta, came up with the fielding gem of the game with the bases full of Blazers in the eighth.

Valdosta's Billy Fortenberry cracked a double that hit the center-field fence on one hop. Freedman retired the next two batters, but got back in hot water by walking Bill Petty and Skip Fite. Then he got Craig Viers to pop up on the first pitch.

The ball drifted foul and headed for the stands, but Eckerd third baseman Randy Kwist, a sophomore as is LeFebvre and Balboni, raced to the fence in front of his team's dugout and reached over the rail to grab the ball before it could land among his teammates.

Freedman walked Cecil Whitehead, a .388 hitter at the start of the game who had singled his last time up, to begin the ninth. A wild pitch put Whitehead at second. But Freedman fanned the next two Blazers before walking two to fill the sacks. The hurler then forced pinch-hitter Ken Smith to tap back to the mound to end the threat and the game.

LeFebvre's first-inning blast held up

for Eckerd until the top of the fifth. With a thunderstorm rushing toward the park, Sal Amadeo lined a ball off the third-base bag, and he pulled into second with a leadoff double when left-fielder Pefe Eagleson slipped on the turf, which had been dampened by earlier rainfall.

Bruce Folwer's sacrifice bunt pushed Amadeo to third, but with a two-ball, one-strike count on Fortenberry, play was halted as the storm hit, and the field was covered. About an hour later, Fortenberry fanned, but not before a wild pitch had sent Amadeo home with the tying tally. Freedman then ended the inning by striking out Keith Griffin.

Balboni's game-winning blast over the 340-foot sign in left was his 19th homer of the season. LeFebvre's blast was his seventh.

VALDOSTA (1)				ECKERD (2)					
	ab	r	h	bi		ab	r	h	bi
D'm'man dh	2 0 0 0				K'wood ss	4	0	0	0
Petty ph, dh	0 0 0 0				W'land rf	4	0	1	0
Fite 2b	1 0 1 0				LeFebvre cf	4	1	1	1
Viers 1b	4 0 0 0				Balboni 1b	3	1	1	1
W'head c	3 0 1 0				H'wich dh	3	0	0	0
Amadeo cf	4 1 1 0				Kwist 3b	3	0	0	0
Fowler rf	2 0 0 0				E'son lf	3	0	0	0
Alv'z pr	0 0 0 0				Mirro c	3	0	0	0
F'berry lf	3 0 1 0				M'Greavy 2b	3	0	0	0
Maini pr	0 0 0 0				Totals	30	2	3	2
Griffin	3 0 0 0								
Tyler ph	0 0 0 0								
Shuman ss	3 0 0 0								
Smith ph	1 0 0 0								
Totals	26	1	4	6					

Valdosta 000 010 000 — 1
Eckerd 100 000 10x — 2
E — Shuman, Fortenberry, Griffin; DP
— Eckerd 2; LOB — Valdosta 8, Eckerd 4; 2B — Amadeo, Fortenberry; HR — LeFebvre, Balboni; SB — Whitehead, Eagleson; SH — Fowler, Fite.

	ip	h	r	er	bb	so
McDiffitt (L 10-1)	8	3	2	0	5	
Freedman (W 12-1)	9	4	1	1	8	10
WP — Freedman 2 U — P-Pachhofer; B-Galater, Gent, Oliver. T-3:20 A-500						

Hitting Lets Blazers Down In 2-1 Loss

By MIKE CHASON
SPRINGFIELD, Ill. — The old joke goes that the undertaker is the last guy to let you down.

Before Saturday, Valdosta (Ga.) State's Blazers figured their hitting would be the last thing to let them down.

But in the NCAA Division II National Baseball tournament here Saturday, the joke was on the Blazers.

Valdosta State left the bases loaded two times and managed but four hits enroute to a 2-1 loss to Eckerd College in the first round of the double elimination tournament.

The now 45-15 Blazers battle Shippensburg (Pa.) State in a noon game today in the loser's bracket. Shippensburg lost a 6-1 decision to New Haven, Conn., in another first round game Saturday.

In night action, the University of Missouri at St. Louis met Southern Illinois University at Edwardsville, and Delta (Miss.) State tangled with the University of California at Riverside.

Batting .318 as a team, not hitting the ball seemed to be the least of the Blazers' worries as they prepared to face the Tritons from St. Petersburg, Fla.

But on a rainy, overcast afternoon at Lamphier Park

The Valdosta Daily Times

SPORTS

Sunday, May 29, 1976 — 16-A —

here, a lack of hitting proved to be the biggest worry of all.

Eckerd, rated the number one team in the country, didn't swing the bat the way head coach Bill Livesey wanted either. But the Tritons' power boys came through against the VSC pitcher, Steve McDiffitt.

McDiffitt, now 10-1, pitched an almost flawless three-hitter. However, two of those hits were long, opposite field home runs by Joe LeFebvre and Steve Balboni.

LeFebvre's line shot zipped out of the park at the 335-foot mark in left field in the first inning.

Balboni, leading the nation in homers with 24, lofted a McDiffitt fastball over the right center fence into an oak tree 345 feet away in the seventh inning.

That drive proved to be the game winner in a contest delayed 67 minutes by rain.

The delay came in the VSC

sixth with centerfielder Sal Amadeo standing on third as a result of a single, the only Triton error, and a sacrifice.

With only one out and Billy Fortenberry at the plate, spectacular streaks of lightning and loud crashes of thunder sent the sparse crowd scurrying under the grandstand and the teams off the field.

The interruption came at a time when Eckerd pitcher Kerry Freedman, now 13-1, seemed to be losing his control and McDiffitt seemed to be finding the groove.

"I didn't feel as strong when I came back," McDiffitt said, "I thought the delay would hurt both pitchers, but as it turned out, it didn't hurt either one of us."

Freedman looked to be hurting when he threw a wild pitch into the dirt to score Amadeo. But he then

proceeded to strike out Fortenberry and Keith Griffin for two of his nine strikeouts in the game.

The sophomore right-hander still had trouble getting the ball over the plate, walking eight Blazers on the day.

"That's just the way he pitches," Livesey explained. "He can do that and still beat you." Livesey, who verbally chastised his players throughout the game for not hitting the ball, gave McDiffitt some credit as well.

"He pitched an intelligent ballgame," Livesey said. "But we enabled him to do that. We didn't play intelligently at all. We had two guys who figured him out, and those two hit home runs."

"But I don't want to discredit him. I can't remember when we've been held to less hits and less runs."

Eckerd was the leading scoring team in the nation this year with an average of 9.7 runs a game. The 32-7 Tritons are to meet New Haven at 6 p.m. today.

For Blazer coach Tommy Thomas, losing the first game in a national tournament is nothing new. In both the NAIA tournament in 1973 and this same tournament in 1974, his team lost the first game.

But even being rated as the number four team in the country is not going to help VSC in the slow climb through the losers' bracket.

"I always believe we can win a ballgame," Thomas said, "and I believe we can win tomorrow. But I'm also cognizant of the fact we can lose."

"I'm disappointed, but I'm sure I'm not as disappointed with our hitting as coach Livesey is with his."

"It was just a game between two good pitchers. McDiffitt pitched a whale of a game, but you have to give credit to their home run hitters, too."

Thomas' team was still in

But he fouled away the first pitch, and Eckerd third baseman Randy Kwist leaned over the fence and gloved the ball for the final out.

In the ninth, VSC again put runners at every bag with two outs. This time, freshman Ken Smith had the chance to be the hero.

But instead of a run-scoring single, Smith dribbled a weak hopper back to the mound. Freedman knew his work was finally done.

The most exciting and controversial play of the day occurred in the sixth inning. It began when Bill Petty took David DeMersseman's place as designated hitter. DeMersseman, a .329 free-swinging, swung at two bad pitches and struck out his first two times up.

Petty replaced him and promptly drew a walk in the

sixth. He then tried to go to third on Skip Fite's sacrifice, but got called out by the third base umpire instead.

Not a fan in the stands agreed with the call, but no amount of arguing by Thomas and assistant coach Dave Waples could change the decision.

Waples was particularly upset.

"I told the guy we traveled a thousand miles to get here and then some idiot blows a call like that," Waples said after the game.

"I told him he blew it. And then he turns to Tommy and says, 'I may have blown it.' That really got to me."

Petty was even more sure he was safe.

"I didn't think he (Kwist) was even near me," Petty said. "He was crawling on the ground like a worm."

Blazer Box

VSC	ab	r	h	bi	EC	ab	r	h	bi
Dmsan dh	2	0	0	0	Kwood ss	4	0	0	0
Petty dh	0	0	0	0	Wstld rf	4	0	1	0
Fite 2b	1	0	1	0	Lbrve cf	4	1	1	1
Viers rf	4	0	0	0	Balboni lb	3	1	1	1
Whead c	3	0	1	0	Hwich dh	3	0	0	0
Amdeo cf	4	1	1	0	Kwist 3b	3	0	0	0
Fowler lb	2	0	0	0	Eagsn lf	3	0	0	0
Fbery lf	3	0	1	0	Miro c	3	0	0	0
Purdy lf	0	0	0	0	Mgrvy 2b	3	0	0	0
Grfin 3b	3	0	0	0	Fremn p	0	0	0	0
Tyler ph	0	0	0	0					
Shman ss	3	0	0	0					
Smith ph	1	0	0	0					
McDiff p	0	0	0	0					

TOTALS	26	14	40
VSC	000	010	000-1-4-3
Eckerd	100	000	10X-2-3-1
E — Shuman, Fortenberry, Griffin, Eagleson; DP — EC 2; LOB — VSC 7, Eckerd 4.			
2B — Fortenberry; HR — LeFebvre, Balboni; SB — Whitehead, Eagleson; S — Fowler, Fite.			
Freedman (W, 13-1)	9	4	1 0 8 9
McDiffitt (L, 10-1)	8	3	2 2 0 5
WP — Freedman 2.			

the game through the final out in the ninth. In fact, the Blazers loaded the bases in the eighth and the ninth with two out.

"I had a great deal of confidence we could at least tie it up," Thomas said. "I

was very anticipatory of someone getting a hit."

In the eighth, Craig Viers was the man on the spot. Batting in the third slot, Viers was third on the team with a .362 average coming into the game.

Valdosta ousts Shippensburg 2-1

by Jim Wildrick

In the first do-or-die situation in the 1977 National Collegiate Athletic Association Division II World Series, Cecil Whitehead did and Shippensburg (Pa.) State died.

Whitehead, the clean-up batter for Valdosta (Ga.) State, delivered a two-out run-scoring single to break up a 1-1 tie and end a 13-inning marathon at Lanphier Park that lasted 3 hours and 12 minutes.

Valdosta, 46-15 over-all and 1-1 in tourney action, will play in today's 2:45 p.m. contest. Shippensburg suffered its second tourney loss and bowed out with a 32-11 record.

For 12 innings, neither team could score. In the top of the 13th, Mike Pokopec's double brought Shippensburg's Mike Elsesser all the way in from first with the go-ahead run.

Pinch-hitter Bobby Tyler began Valdosta's rally in the bottom of the 13th with a single to left. He moved to second after an out as Sal Amadeo stroked a single. Skip Fite then dumped a perfect bunt down the third base line, loading the bases.

It looked like Shippensburg might escape with a victory when Craig Viers hit a nubber in front of the plate.

Raider catcher Herb Leslie scooped up the ball and touched home for the force out, then tried for a double play at first.

But the throw was into the dirt and Viers and first baseman J. Paul O'Connor collided. By the time the ball was retrieved, the tying run had scored and Fite was standing on third. White head then sent a shot over second base off tough-luck loser Steve Schaaf, a sophomore who went the distance and tasted defeat for the first time this season in seven decisions.

What was Whitehead's reaction in the on-deck circle when he saw Viers' weak tap?

"I was wondering if I was going to get a chance to bat," replied the Valdosta catcher, who said his objective was to

"just get the bat on the ball."

Of Schaaf, who did not allow an earned run, Whitehead said, "He was pretty tough. He kept the ball down and away. Considering the number of innings he pitched, he did a heck of a job."

Shippensburg Coach Art Fairchild visited the mound in the 13th, but left Schaaf in.

"I think he wanted me to pitch as long as I could," said Schaaf. "I might have been able to finish the inning and maybe go one more, but I don't know. I usually lose four or five pounds when I pitch, but I probably lost seven or more today. It was pretty hot out there."

Schaaf's assessment of his fatal pitch to Whitehead?

"It was a high slider. I knew I didn't bend over enough when I threw it," he said. "It moved a little, but it came in about belt high. I charted their (Valdosta's) game with Eckerd yesterday and they seemed to have trouble with curves and sliders, so that's mainly what I threw."

Valdosta batted .320 as a team during the regular season, but the Blazers are 17 for 73 (.232) in two games here—which has Coach Tommy Thomas wondering where the offense has gone.

"I've never been so disappointed in our hitting," said Thomas. "You can say we're facing good pitchers, but

we've hit good pitchers all year. We hit guys like Larry Jones of Florida State—guys like that who are real prospects.

"But on the other hand, I never expected our pitching to hold up the way it has. Our offense is what got us here. I guess if there's one thing you learn about national tournaments, it's to expect the unexpected.

"Talk to Bill Livesey (Eckerd coach) and he'll tell you about that. He would have given you 100 to one odds his team would get more than three hits last night (in a 2-1 victory over Valdosta). These tournaments just bring out the unexpected."

Jimmy Wall started for the Blazers, worked 10 innings and gave up just six hits and no runs. He got out of jams in

the third and fourth innings by picking runners off and was backed by double plays in the first and third.

Chuck Beale followed Wall to the mound and was charged with the Raider run. Richard Sullivan replaced Beale in the 13th and was the beneficiary of the Blazer comeback. After facing only one batter and throwing just four pitches, Sullivan was credited with his eighth victory against three losses.

Despite the lack of offense, Thomas admitted he liked his team's chances with Whitehead at bat and the winning run 90 feet away.

"He's our best hitter," said the coach. "I think he was a unanimous choice as our most valuable player. If I could have picked someone to bat in that spot, it would have been him."

World Series data

STANDINGS

	W	L	Pct.
Eckerd	2	0	1.000
Calif.-Riverside	2	0	1.000
Mo.-St. Louis	1	1	.500
New Haven	1	1	.500
Valdosta St.	1	1	.500
Delta St.	1	1	.500
x-SIU-Edwardsville	0	2	.000
x-Shippensburg St.	0	2	.000
x-Eliminated			

SUNDAY'S RESULTS

Valdosta St. 2, Shippensburg St. 1 (13 innings)
Delta St. 5, SIU-Edwardsville 4
Eckerd 14, New Haven 2
Calif.-Riverside 12, Mo.-St. Louis 0

TOADY'S GAMES


Noon — Delta St. vs. New Haven
2:45 p.m. — Valdosta St. vs. Mo. St. Louis
7:30 — Eckerd vs. Calif.-Riverside

Shippensburg (1)				Valdosta (2)			
ab	r	h	bi	ab	r	h	bi
Eses ss	4	1	2	Amadeo cf	6	1	2
Fraim 2b	5	0	1	Fite 2b	5	1	2
George 3b	5	0	0	Viers rf	6	0	2
Pokopec rf	6	0	2	Whitehd c	6	0	1
O'Conn lb	6	0	1	Smith dh	5	0	2
Leslie c	4	0	0	Fowler 1b	4	0	1
Hoffac cf	5	0	0	Forten lf	5	0	0
Kramer dh	2	0	0	Griffin 3b	3	0	0
Schaaf p	3	0	1	Petty ph	1	0	0
Hemerly lf	5	0	1	Shuman ss	5	0	2
				Maini 3b	0	0	0
				Tyler ph	1	0	1
				Alvarez pr	0	0	0
Totals	45	1	8	Totals	47	2	13
Shippensburg	000	000	000	000	1	—	1
Valdosta	000	000	000	000	2	—	2

E — Shuman, Hoffacker, Fite, Leslie;
 DP — Valdosta 2, Shippensburg 2; LOB — Shippensburg 10, Valdosta 9; 2B — Fite, Smith, Pokopec; SB — Fite; SH — Fowler.

	ip	h	r	er	bb	so
Schaaf (L, 6-1)	12	2	3	13	2	0
Wall	10	6	0	0	4	2
Beale	2	2	3	2	1	1
Sullivan (W, 3-3)	1	3	0	0	0	0

Wall pitched to 1 batter in 11th. U — Otson, Newman, Lash, Jones; T — 3:12; A — 681.



—AP Laserphoto

Eckerd's Pete Eagleson Slides Safely Into Second As Ball Gets Past Bart Shuman



—AP Laserphoto

VSC's Cecil Whitehead (4) Is Tagged Out At Home Plate By Fred Jascher

Valdosta State snaps slump with 11-4 win over UMSL

by Jim Wildrick

Valdosta (Ga.) State College Coach Tommy Thomas has been worried about his team's lack of offense the last two games.

If you saw the Blazers Monday afternoon, you would have wondered why.

Thomas' club rapped out 12 hits—two of them homers—and put 11 runs on the board before the seventh-inning stretch en route to an 11-4 decision over the University of Missouri at St. Louis in National Collegiate Athletic Association Division II World Series action at Lanphier Park.

The Blazers put it away with a five-run sixth inning in which all of the runs scored on homers. The loss eliminated UMSL with a 30-13 record, while Valdosta State is 2-1 in tourney play and 46-15 over-all.

After Keith Griffin opened the sixth with a single, Bart Shuman followed with an opposite-field homer down the right-field foul line. It was Shuman's first home run—ever.

"I never hit one in Little League, high school or anywhere else," said the 5-foot-11, 165-pound sophomore shortstop. "I never even thought about hitting one here. I knew it would get over the fence,

but I didn't know if it would stay fair. I've never even hit one in practice before. But I guess I couldn't have picked a better time to do it."

After Brad Brown, the second of three UMSL pitchers, issued two walks sandwiched around two outs, designated hitter Ken Smith proved that wearing No. 13 on the back of your uniform does not necessarily mean bad luck.

Smith drilled a line shot off Brown that cleared the 375-foot mark in the power alley in left with ease, making it 11-4.

"It was a fastball, about waist high," commented the freshman D.H., who took some ribbing from his teammates about being the "silent man" of the squad. "I figured it was gone when I hit it."

The game was a seesaw affair in the early going as UMSL led, 2-1, after one, 3-2 after two and the Blazers took the lead with a three-run third, making it 5-3. The second-inning run by the Rivermen was the result of a solo home to left by second baseman Bobby Bone.

Bone's circuit shot was one of five hit in two games Monday afternoon.

Thomas chose senior left-hander Bill Petty to start against the Rivermen, but the southpaw with a 7-2 record did not last long. He went just

1 2-3 innings, giving way to Richard Sullivan after Bone's homer.

While Petty was unable to silence UMSL's bats, the Rivermen were unable to solve Sullivan. The senior left-hander from Live Oak, Fla., was touched for one run and just three hits in 7 1-3 innings of masterful relief. He struck out nine and walked just one in gaining his second World Series victory. Sullivan was credited with the victory over Shippensburg (Pa.) State Sunday, though he faced just one batter and threw only four pitches.

Was it difficult for Sullivan to pitch under a broiling sun?

"It bothered me a little bit," he said. "When we play down in Valdosta, it's usually 85 degrees or so. But here there's no breeze at all. It's just humid and dead."

Sullivan admitted he had no long-range plans when he entered the game in the second.

"To be honest with you, all I wanted to do was get out of that inning," he said, when asked how long he had hoped to pitch.

"The heat was bothering me at first. We didn't have anything to drink in our dugout. But then we got some Gatorade and the fluids seem to help."

Sullivan was used as a starter most of the season.

"I've just been relieving in the tournaments mostly," he said. "But this was one of my better relief outings. When I'd throw my slider they kept either popping it up or grounding out. It was moving pretty well."

The Blazers took the lead in the third as Skip Fite walked, Craig Viers reached on an infield hit and Cecil Whitehead brought both home with a triple over the center fielder's head. Whitehead then scored the fifth run on a wild pitch.

The Rivermen gave the Georgians a helping hand with three errors—all of which came on pickoff attempts at first base. All three runners eventually scored.

UMSL (4)		Valdosta (11)	
ab	r	ab	r
Roady dh	5 0 1 1	Amadeo cf	2 2 1 0
Bone 2b	4 2 1 1	Fite 2b	2 2 1 1
Tobias cf	3 0 0 0	Viers rf	5 1 1 1
Winkel 1b	4 1 1 1	Whitehd c	4 2 2 2
Benoist 3b	4 0 1 0	Smith dh	5 1 3 3
Lochet rf	3 0 0 0	Fowler 1b	2 1 1 0
O'Leary lf	3 0 1 1	Porter lf	4 0 0 0
Mann ss	4 1 2 0	Griffin 3b	0 1 1 0
Jaschik c	2 0 0 0	Shuman ss	3 1 2 3
Flores dh	2 0 0 0		
Karras pr	0 0 0 0		
Totals	34 4 7 4	Totals	31 11 12 10

Valdosta		UMSL	
ab	r	ab	r
210	100	000	4
113	103	000	11

E — Oelkers, Griffin 2, Brown, Winkelmann; DP — UMSL 1; LOB — UMSL 7, Valdosta 8; 2B — Mann; 3B — Whitehead; HR — Bone, Shuman; Smith; SB — Bone, Tobias; SH — Griffin; SF — Fite.

IP	B	R	ER	BB	SO
Oelkers (L, 2-2)	2 1/3	4	5	5	3
Brown	3 1/3	6	6	5	3
Tibbles	2 1/2	2	0	0	2
Petty	1 2/3	4	3	3	2
Sullivan (W, 9-3)	7 1/3	3	1	1	9

HBP — By Sullivan (Tobias); WP — Oelkers; U — Olson, Pacheco, Lash, Olives. T — 2:38. A — 571.

Shuman Homer Lights Fuse In VSC Victory

By MIKE CHASON

SPRINGFIELD, Ill. —

Bart Shuman grew up loving the game of baseball, but on a 95-degree Memorial Day afternoon, he grew to love it just a little more.

The 5-foot-11, 165-pound Valdosta, (Ga.) State College shortstop smashed the first home run of his life here Monday to light the fuse in an 11-4 Blazer explosion over the University of Missouri at St. Louis.

The win catapulted the now 47-15 VSC team into the semi-final round of the NCAA Division II World Series at Lamphier Park here against one of the pre-tourney favorites.

At 8:45 p.m. (CDT), tonight, the Blazers take on the University of California at Riverside in a do or die game for both. Riverside lost an 8-2 decision to number one rated Eckerd (Fla.) Monday night.

In the only other game Monday, Delta (Miss.) State eliminated third-ranked New Haven (Conn.) 5-3. Delta State, formerly known only for its national championship women's basketball teams, meets Eckerd at 6 p.m. tonight in the other semifinal.

Only Eckerd remained undefeated in the double-elimination tournament. The Tritons got two more towering home runs from first baseman Steve Balboni Monday night.

The first team All-America selection now has 25 homers for the year and four for the tournament.

But Shuman was perhaps even prouder of his round tripper than the Eckerd slugger will ever be.

"I was just trying to hit it

up the middle," Shuman said. "That's the first home run I've ever hit in Little League or anything."

"I never even hit one in practice."

Shuman had only three extra base hits and a .268 batting average going into the tournament.

Valdosta State designated hitter Ken Smith has hit quite a few homers in practice and before the big freshman's career is over, he's going to have quite a total in regulation games too.

Smith, from Cairo, Ga., clouted a tape measure job over the left-centerfield fence at about the 390-foot mark in the sixth inning.

Smith's third home run of the season came with teammates Skip Fite and Cecil Whitehead aboard. He was greeted with the same wild enthusiasm which accompanied every Balzer home run, but for sheer emotion, he was no match for Shuman.

The little shortstop followed his 330-foot poke every inch of the way over the right field fence. Just as he rounded first base, he saw it was over and leaped three feet in the air with both fists raised in triumph.

Shuman's parents, who made the long trip from Monticello, Fla., had tears in their eyes before their son ever made it to home plate.

VSC head coach Tommy Thomas wasn't crying but he admits he never imagined that kind of power from the ninth man in his batting order.

"Never in my wildest dreams did I ever dream Bart would hit a home run," Thomas said. "But this game

was exactly typical of the way we have been playing all year."

After hitting .318 as a team coming into this tournament, Thomas wondered where his offense had gone after losing a 2-1 game to Eckerd Saturday and nipping Shippensburg (Pa.) State College 2-1 Sunday in 13 innings.

But the Blazers are to need at least that same 12-hit, two-homer attack tonight against Riverside, rated second in the nation.

"To be absolutely honest, I think Riverside is a better ball club than we are," Thomas said. "I also think Eckerd is a little better than we are. I think we're about even with Delta State."

VSC assistant coach Dave Waples interrupted to add he thought the Blazers were better than Delta State.

"I'm not saying we're not going to beat Riverside," Thomas said. "These guys (the Blazers) are winners. They may not play great baseball all the time but they'll find some way to beat you."

It appeared the route the Blazers were going to take to defeat the Rivermen from St. Louis was just to outhit them.

The now 30-13 St. Louis club shaved three hits and two runs off VSC starting pitcher Bill Petty in the first inning.

After a solo homer by second baseman Bobby Bone in the second, Petty was pointed to the shade. Richard Sullivan came on in relief.

Sullivan, who won Sunday's game despite pitching to only one batter, gave up three hits and one run the rest of the way.

"When I started, I felt good," Sullivan, now 9-3, said. "I was tired at the end but I wasn't worried about finishing. I knew we had someone like Chuck Beale who could come in and finish if I couldn't."

Sullivan, who says he's

been having trouble getting strikeouts this year, didn't have any problems Monday. He fanned eight batters and walked only one.

The St. Louis pitching staff couldn't cope with the Blazer bats or VSC athletic director Billy Grant.

Sitting directly above the VSC dugout, Grant was in a perfect position to razz the Rivermen pitchers.

And he did.

In fact, his constant chatter helped provoke two wild pickoff throws allowing Blazer runners to advance from first to third.

VSC scored a run in both the first two innings but went ahead for good in the third when Whitehead scored Fite and Craig Viers on a long triple to centerfield.

Three innings later, Shuman and Smith resorted to the long ball and the Rivermen never recovered.

St. Louis head coach Jim Nix didn't believe it was a case of running out of pitching.

"No, I think we had enough pitchers," he said. "They just didn't come through for us. When you walk people and give up home runs there's not much your defense can do about it."

Blazer Box

VSC	abr	h	bl	MSL	abr	h	bl			
Ardeo	cf	3	2	1	0	Ready	dh	5	0	1
Fite	2b	2	2	1	1	Bone	2b	4	2	1
Viers	rf	5	1	1	1	Tobias	cf	3	0	0
Wheed	c	4	2	2	2	Wilkinn	1b	4	1	1
Smith	dh	5	1	3	3	Benst	3b	4	0	1
Fowlr	1b	2	1	1	0	Loket	rf	3	0	0
Frtbr	lf	4	0	0	0	O'Lyf	lf	3	0	1
Grfin	3b	3	1	1	0	Mannss		4	1	2
Shumn	ss	3	1	2	3	Jaser	c	2	0	0
Petty	p	0	0	0	0	Flors	c	2	0	0
Sulvan	p	0	0	0	0	Okers	p	0	0	0
						Brown	p	0	0	0
						Tibles	p	0	0	0
TOTALS		31	11	12	10	TOTALS		34	4	7

Mo. St. Louis	210	100	000	4	7.3
Valdosta State	113	105	00	11-12-2	
E	Okers,	Winklemann,	Brown,	Griffin 2;	DP — MSL 1, VSC 1, LOB — MSL 7, VSC 8.
2B	Mann;	3B — Whitehead;	HR — Bone, Shuman, Smith;	SB — Bone, Tobias;	S — Griffin; SF — Fite.

	ip	h	r	er	bb	so
Okers (L, 3-2)	2	1	3	4	5	3
Brown	3	1	3	6	6	4
Tibles	2	1	3	2	0	2
Petty	1	2	3	4	3	2
Sullivan (W, 9-3)	7	1	3	3	1	8
HSP	—	Tobias	by	Sullivan;	PB — Jasher.	

Riverside Tops VSC In Semifinal Round

By MIKE CHASON
SPRINGFIELD, Ill. — When it came time to fight, Valdosta (Ga.) State College's Blazers were quick to respond.

When it came time to close the door on the University of California at Riverside Highlanders, the Blazers didn't respond quick enough.

Valdosta State let a ninth inning lead trickle through its unclenched fists here Tuesday night and lost an 8-7 decision to the second-ranked Riverside club as a result.

The loss was the second for the now 47-16 Blazers in the NCAA Division II Baseball World Series.

Riverside, now 41-19, advances to a 7:30 p.m. (CDT) game tonight against Delta (Miss.) State.

The Statesmen from Cleveland, Miss., pulled one of the shockers of the double elimination tournament when they bumped number-one ranked Eckerd (Fla.) College 8-6 in the only other game Tuesday.

By virtue of being the last team to get a loss, Eckerd gains a spot in Thursday's 7:30 p.m. final game against the Delta-Riverside winner.

VSC was only three outs away from a shot at playing in that game.

Leading 7-6 into the bottom of the ninth, the VSC pitching staff was faced with its

biggest hurdle of the tournament but this time the Blazers didn't clear the jump.

Instead, the Highlanders climbed on VSC's fourth and fifth relievers for two runs and the victory. Those pitchers, Jimmy Wall and Richard Sullivan, had both turned in outstanding mound work in other tournament games.

But as the clock struck midnight, the Blazers knew they had finally struck out.

In the top of the eighth, the Blazers didn't strike out at all. However, they were swinging their fists instead of their bats.

Craig Viers, one of the mildest-mannered members of the team off the field, triggered the bench-clearing melee when he took a swing at Riverside catcher Doug McCulloch.

Viers had just been thrown out at home plate and had crashed into McCulloch in the process. When Viers started walking back toward the dugout, McCulloch pushed him slightly with his arm.

The VSC junior right-fielder didn't hesitate at all. He turned around and took a wild, left-handed poke at the catcher.

In seconds, the home plate area was filled with the blue uniforms of the Highlanders and the bright red-clad Blazers.



CRAIG VIERS
Ejected From Game

It took eight minutes to restore order and both Viers and McCulloch were ejected.

Earlier in the week, Viers was named a first team All-America selection.

"He pushed me and I just went crazy," Viers said. "He had said something to me earlier. I would have liked to have stayed in and played that other couple of innings but I guess I would do the same thing again."

The fight marked one of several appearances VSC Head Coach Tommy Thomas



TOMMY THOMAS
47-16 Finish

and assistant Dave Waples made on the field during the three-hour contest.

In the sixth, Riverside's first team All-America pick, Nate Quarles, hit a dribbler toward VSC first baseman Bruce Fowler. Fowler picked up the ball just inside fair territory and swiped at the speedy Quarles going by.

"I hit him right on the leg," Fowler said. "It wasn't a real hard shot but it wasn't soft either."

Whatever kind of tag it was, it didn't satisfy the first base umpire. He said Quarles was safe.

The Highlanders went on to score three runs in the inning

off Blazer starting pitcher Steve McDiffitt.

"He (the umpire) said he didn't see," Thomas said. "But I'm not blaming the umpires for losing the game."

"We had some real chances to knock in runs and didn't do it."

VSC left 11 men stranded on the bases including all three bags filled in the sixth. In the seventh, VSC loaded the sacks with no outs. The Blazers got only one run out of the situation when Fowler hit into a double play.

Ironically, Fowler had three hits in his other four trips to the plate.

Leftfielder Billy Fortenberry also had three hits and made a spectacular grab of a sinking liner in the third inning.

But games are made up of good times and bad times, and Fortenberry had his bad times too. He slipped down in the eighth and allowed a routine single to get by him.

The tying run scored as a result. In the ninth, he was thrown out at home plate.

"We blew it," the always outspoken Waples said. "We could have won it but we blew it. I still believe we're as good as any team in this tournament."

McDiffitt, who pitched his final game in a VSC uniform, agreed with Waples. He admitted his arm hadn't fully recovered from a tough 2-1 loss to Eckerd Saturday.

"I was getting pretty tired out there," McDiffitt said. "I

The Valdosta Daily Times

SPORTS

Wed., June 1, 1977 - 11 -

felt all right to start with but I just got weak."

McDiffitt had never pitched with only two days rest before. He was given the starting nod when he told Thomas his arm had never felt any better than it did Monday.

Bill Petty relieved McDiffitt for one batter in the seventh before giving way to Chuck Beale.

The Highlanders left the bases loaded in that frame and only a great running catch by Sal Amadeo on a line shot to center field saved VSC from falling far behind.

Amadeo singled in Fowler with the go ahead run in the top of the ninth and left the future in the arms of the VSC pitchers.

Wall, who pitched to the final batter in the eighth, walked the first man up in the ninth. On a 3-2 count, his

change-up pitch floated over the plate for what he thought was a sure third strike.

But it wasn't.

"That made the difference in the game, I guarantee you," Wall said.

Sullivan, now 9-4, came in and gave up a single to Quarles.

"After that first guy got on, I turned to Leroy (Ken Purdy) and said I didn't like the way it looked," Amadeo said.

It got worse.

With the bases loaded, and only one out, pinch-hitter Eric Show hit a fire ball right back at Sullivan. It bounced off his glove into left field and Quarles bounded home with the winning run.

"It was wild and woolly, wasn't it?" Riverside Head Coach Jack Smitheran said. "I think it was just a matter of who was up last."

Thomas is now picking Eckerd to win it all but Smitheran believes his team isn't out of it.

"I think we can win it," he said. "We have to play tomorrow but I'd rather play than sit around."

And undoubtedly, so would Valdosta State.

Blazer Box

VSC	ab	r	h	b	UCR	ab	r	h	b
Arndo. cf	4	0	1	1	Frb. lf	5	0	1	1
File 2b	4	2	1	0	Fnsco. 2b	3	0	0	0
Viers rf	3	1	1	1	Gnzlz. 2b	1	0	0	0
Purdy rf	0	0	0	0	Crsly. 3b	4	1	2	0
White c	3	1	1	1	Qrls. rf	4	2	1	1
Smith dh	4	0	0	0	Gfrb. lb	4	1	1	0
Fwir. lb	5	2	3	0	Willms. ph	1	0	0	0
Ftnbry. lf	3	0	3	1	Lbrtch. ss	4	1	1	2
Grfn. 3b	2	0	0	0	Hrndz. dh	3	1	0	0
Maini 3b ss	1	0	0	0	Karp ph	0	0	0	0
Shmn. ss	4	0	1	0	McCilh. c	2	1	1	1
Tyler ph	1	0	0	0	Trnti. c	1	0	0	0
Alvrz. 3b	0	1	0	0	Show ph	1	0	1	1
McDiff. p	0	0	0	0	Sayers cf	2	1	0	0
Petty p	0	0	0	0	Fdry. p	0	0	0	0
Beale p	0	0	0	0	Csll. p	0	0	0	0
Wall p	0	0	0	0	Glaump	0	0	0	0
Silvn. p	0	0	0	0					
TOTALS	34	7	11	4	TOTALS	35	8	8	6
						One out when			
						winning runs scored.			

Vald. State 010 011 121-7-11-2
 UC-Rvsrds. 020 003 012-8-8-2
 E — Francisco, Fowler, Whitehead,
 Lubratichs: DP — UCR 2; LOB — VSC 11,
 UCR 10.
 2B — Fortenberry, McCulloch, Gelfarb,
 Carsley, Forbus; 3B — Lubratich; SB —
 File, McCulloch, Lubratich; S — Amadeo,
 Alvarez.
 ip h r er bb so
 McDiff. LR 6 2 3 5 5 4 4 4 5
 Petty 0 0 0 0 0 0 0 0 0
 Beale 1 1 1 1 1 1 1 1 0
 Wall 1 3 0 1 1 1 1 1 0
 Silvn. (L 9.4) 1 3 2 1 1 2 0
 Fodrey 5 1 3 6 3 2 3 2
 Csll. 2 3 0 1 1 3 0
 Glaump (W, 10-4) 3 5 3 3 4 1
 HBP — Quarles by McDiffitt; WP —
 Fodrey, McDiffitt, Cassell, Wall, Sullivan.



Valdosta State's Cecil Whitehead slides home safely under the watchful eyes of plate umpire Larry Olson as Missouri-St. Louis pitcher Bruce Oelkers awaits a late throw Monday at Lannier Park. With Whitehead

at third, Oelkers uncorked a wild pitch that produced the third run in Valdosta's three-run third-inning rally. The Blazers went on to score an 11-4 victory. (Staff photo by Dick Binetsch)

Thomas Was Only Quiet

One In Room 318

Midnight had come and gone by two hours, and the conversation was still flowing freely in room 318 at the Downtowner Motel in Springfield, Ill.

Sprawled on the two beds, sitting in one of the two clothes-covered chairs or just pacing the floor endlessly were at one time or another Valdosta State College baseball coach Tommy Thomas, his assistant Dave Waples, Thomas' parents, VSC athletic director Billy Grant and this reporter. A few players and a couple of their fathers trickled in and out, pausing only long enough to add their comments to the single topic of conversation.

That subject was VSC's 8-7 loss to California-Riverside in the NCAA Division II World Series. The eliminating defeat took place just up the street as the clock struck 12 at a now dark Lanphier Park.

As is the case with every game, there wasn't a person in the room who didn't have an opinion on how the Blazers might have won it. From the umpires to a lack of clutch hitting, every base was touched upon. Waples jokingly placed the entire blame on Thomas since he lost the coin flip for the right to be the home team the day before. Riverside trailed 7-6 going into the bottom of the ninth, but scored two runs to win it.

Riverside whipped Delta (Miss.) State 5-3 the next night to advance to the final round against number one rated Eckerd (Fla.) College. In that championship game, Riverside grabbed a 4-1 win and the national title.

And VSC was only three outs away from knocking the California team out of the tournament Tuesday night.

But it just wasn't to be.

That's one of the explanations Thomas gave for the loss and as vague as it sounds, it's one that's hard to disagree with.

Never has it been more evident than in this tournament just how important breaks are in baseball. Valdosta State lost two one-run games and in the Riverside contest as well as a 2-1 loss to Eckerd, the right breaks could have given the Blazers victories.

Never was it shown more clearly than against Eckerd when Craig Viers came up with two outs and the bases loaded. A .362 hitter, no VSC follower would have been surprised if Viers had singled in two runs. But he hit a foul ball which the third baseman caught by leaning way over the fence. If the ball had been six inches further foul, Viers might have come through.

With two men on in the second inning of the Riverside game, VSC shortstop Bart Shuman hit an opposite field line drive to left. If the Riverside leftfielder had been playing

the lefthanded-hitting Shuman two steps farther toward center, he never would have caught the ball.

But he wasn't.

But there were breaks the other way too. VSC centerfielder Sal Amadeo caught a screamer which had double written all over it against Riverside. Two men were on at the time. Leftfielder Billy Fortenberry made a diving grab of another ball which might have been an inside the park homer if he had let it get by him.

"Over the course of a season, the breaks will usually even out," Thomas said. "But in a short series like this, a couple of things go against you, and you lose."

Valdosta State left too many men on the bases in both losses. A hit looks impressive in a box score, but that run batted in may be the most important statistic of all. As Thomas knows only too well, the Blazers had their chances to beat Eckerd and Riverside.

Coming up with a clutch single would have made the umpire factor much less noticeable.

When a coach or a team talks about umpires being bad, most people who didn't see the game usually write off the complaints as sour grapes. Undoubtedly, many will do the same when somebody says the unps weren't too good in Springfield.

But in this case, it's not just sour grapes... it's the truth.

The eight best Division II baseball teams in the nation played under the less than watchful eyes of second-class umpires. They weren't consistent behind the plate, and they missed obvious calls on the basepaths.

Against Eckerd, VSC's Bill Petty slid into third base far ahead of the tag. He was called out. Against Riverside, first baseman Bruce Fowler tagged out a runner who passed right by him going down the line. He was called safe.

Thomas is not the kind of coach who stays on umpires' backs. But in this tournament, he spent more time jawing with the men in blue than he did giving signs to his players.

The umpires didn't take either of the games away from the Blazers. But they did change the momentum and when a team loses two games by one run each, momentum plays an awfully important role.

But the umpires didn't lose the games, the Blazers did.

And of course, there was the fight.

More than anything else, everybody wants to hear about the fight. Maybe it's the savage beast which beats deep in the breast-

bone of all of us.

As baseball rhubarbs go, it was a good one.

Viers didn't really start it. He was pushed by the Riverside catcher and didn't take time to talk over the situation. He just started swinging. Both teams were on the field in seconds. A Riverside assistant coach took one of

the worst beatings. There wasn't a Blazer with a scratch on him.

Fighting is not part of baseball, and there's no way one can condone what Viers did. By the same token, there's no way one can justify the Riverside third baseman standing in Viers' way when he was trying to tag up on the same play. Viers had to push him out of the way with both hands to see the catch. The umpire says he never saw any interference.

The bitter disappointment of losing the game, the fight, the poor umpiring and the need to be in so much conflict the entire tournament left Thomas feeling utterly dejected in room 318 in the pre-dawn hours Wednesday.

While everyone went over the game again and again, Thomas calmly made plane reservations and packed his bags. He moved about the room talking only when he was spoken to.

The usually calm, mild-mannered VSC head coach later explained he felt his team had not represented Valdosta State the way it ought to be represented. He was worried about what kind of image the Blazers would leave with the tournament committee and the people of Springfield.

Hearing that his team's brawl was the first fight ever in the national tournament didn't help his feelings any. It was only natural Thomas would have these kind of thoughts because that's the kind of guy he is.

But a couple of weeks from now, it's going to finally hit him that his 1977 Blazers were the fourth best Division II baseball team in the entire United States.

That's one way Valdosta State has never been represented before.

The Men in Red: A Team

by Larry Ricketson

Last Sunday I witnessed, along with a great many other Blazer fans, one of the finest games that I have had the pleasure to watch at Blazer Field. The final game of the Regional tournament between the Blazers and the West Georgia Braves was truly the game of the year. What other label could one possibly put on it? Everything that the two teams had worked for was now riding on the outcome of a single game. It was winner take all time, meaning the victor of the game would represent the South Atlantic Region at the National Tournament in Springfield, Illinois. The true test of a champion is its ability to overcome its own mistakes. The final game was a classic example. Trailing by a 1-0 score after Sal Amadeo parked a Bill Taylor fastball over the left field fence, the Braves got two 'gift' runs in the sixth on two Blazer errors to take a lead they held going into the bottom of the ninth. Skip Fite led off the last chance for Valdosta and drew a walk from reliever Brad Campbell. This brought Craig Viers, the tournament's leading RBI man, to the plate and Viers responded with a two-run homer that cleared the right field fence only six feet fair. Valdosta had finally nailed down the chance to attend Nationals. It would be hard to describe the scene that took place on Blazer Field as the ball disappeared over the fence. Man, it was beautiful! People jumping around, screaming, yelling, going crazy! And who could blame them? The Blazers had had to defeat the same teams three times to advance, and now they were there. The team was going. Team. That's the big point to make at this time. Team. That common word that everyone uses so much and takes for granted so often. People, that's the name of the game. The 1977 Blazers were the most unified team of baseball players that I have had the pleasure to have known. One could not praise this team and coaches Tommy Thomas and Dave Waples enough. No matter what one says in praise, there is always something else that could be added. I have never enjoyed anything as much as doing the play-by-play broadcasts for WVVS during the season, because you somehow felt that the Blazers would come out on top. I won't attempt to name the outstanding Blazers of this year, because that would consist of the entire roster. Every man on the team did his job when he was called upon, and he did it to the best of his ability. That's what makes up a team. That's what makes a champion. Blazers, you are a champion in every aspect. Congratulations.

NCAA Tourney Had Its Moments

By MIKE CHASON

Some impressions left over from the NCAA Division II national tournament:

— The 10-foot high green wall which surrounded Lanphier Park. It looked much shorter than that when Eckerd first baseman Steve Balboni powered five home runs in five games over it.

— Blazer pitcher Steve McDiffitt missing the plane from Valdosta because of a classic case of oversleeping. He caught a later flight and then rented a car in St. Louis for a 95-mile drive to Springfield. Two days later, he pitched a three-hitter against Eckerd. It was the best job done on the Triton hitters all year.

— The lack of air conditioning at the Downtowner Motel for the first two nights. It's just as hot in Springfield as it is in Valdosta.

— Watching the other teams admire the VSC batgirls. The Blazers were the only club that featured the sun-tanned beauties.

— Seeing Blazer shortstop Bart Shuman hit his first home run ever. After he rounded first base, he leaped so high he could be dunking with Dr. J. with ease. Shuman's parents had tears in their eyes after the 330-foot shot.

— Hearing Shuman and freshman Ken Smith giving their first interviews with out-of-state newspapermen after both hit home runs against Missouri-St. Louis.

— Seeing the Shippensburg coach waddle out to the pitcher's mound. He must have weighed close to 350 pounds. It was said he lived at a local restaurant where a

\$4.50 all-you-can-eat smorgasbord was served every night.

— Watching Eckerd coach Bill Livesey yell at his players for not hitting the ball against McDiffitt.

— Seeing the relief pitchers warm up in the bullpens down the sidelines just like in the major leagues. They looked so alone out there during night games.

— Feeling sorry for VSC pitcher Richard Sullivan when he threw a strike on what was supposed to be an intentional pass to a Riverside batter. It's a sure bet catcher Cecil Whitehead won't forget it either.

— Just being around VSC assistant coach Dave Waples.

— Hearing Waples' sarcastic comments after VSC head coach Tommy Thomas lost the flip for the right to be the home team in the Riverside game. Waples was sure he could have won it.

— Valdosta State showing up for the first game in the national tournament only minutes before it started. Thomas had miscalculated the time, and the Blazers had time for only a short infield workout.

— Seeing the Blazer pitchers gallop in from the bullpen for the fight against Riverside.

— Watching Craig Viers land a looping left hand on the side of the head of Riverside pitcher Steve Glaum. Glaum was later named co-most outstanding player of the tournament.

— Hearing the Shippensburg players express wonderment when Viers was named a first team All-America choice.

— Just being around Minnesota Twins' scout Ellis Clary.

— Watching the endless card games which baseball players are addicted to.

— Getting the word that VSC's Billy Tyler was supposed to do an Elvis imitation at a local night spot Saturday. He never got the chance, but he did come up with a clutch pinch hit single the next day.

— Hearing Tyler lead VSC supporters in cheers from his strategic spot in the dugout.

— Standing in the dugout with the Blazers while rain poured down for an hour during the Eckerd game. The thunder and lightning made it an uncomfortable position to be in.

— Riding the red Blazer bus, nicknamed the "Red Dog", to the Friday night banquet which featured Chicago Cubs' front office man, Bob Kennedy.

— Talking with Ernie Banks at the tournament. Banks probably signed more autographs on more programs, hot dog wrappers, and at least one kid's arm than ever seemed possible in two hours.

— Hearing VSC athletic director Billy Grant get on a Missouri-St. Louis pitcher so bad, the kid actually gave Grant a grin while he was on the mound. Grant could have been a heckuva heckler.

— Watching Thomas stand alone near his team's dugout after Riverside eliminated the Blazers. The steady beat of the automatic sprinklers provided the only interruption to Thomas' thoughts of what might have been.

Viers Is Named All-American; 3 Other Blazers On 2nd Team

By MIKE CHASON
SPRINGFIELD, Ill. — Junior rightfielder Craig Viers has become the second Valdosta (Ga.) State College baseball player in history to be named an NCAA Division II first team All-America selection.

Viers, a Crown Point, Ind. native, adds his name to a list initiated by former VSC centerfielder Sam Bowen in 1974.

Bowen is now playing in the Boston Red Sox minor league organization.

Gene Felts, another VSC outfielder, was named to the NAIA first team in both 1972-73.

This year's team was announced during the second round of the NCAA Division II world series here Sunday. The team is sponsored by the Worth Sports Co.


Viers hit the ball at a .362 clip during the regular season, South Atlantic Conference Tournament and the South Atlantic Regional Tournament.

He was named most valuable player of the regional after batting over .500 for the five-game series and hitting a dramatic ninth-inning home run to send the Blazers to the national tournament here.

For the first time ever, VSC also had three players named to the second team.

Senior secondbaseman Skip Fite, senior pitcher Steve McDiffitt, and sophomore catcher Cecil Whitehead all made the second team.

Fite, from Douglasville, Ga., hit .364 during the year. He led the team in stolen bases with 26 and also broke VSC records for runs scored



SKIP FITE
Most Runs, Hits

and most hits.

Whitehead led the team with a .388 average, including 10 home runs and 50 runs batted in. He is a former Valdosta High School standout.

McDiffitt was the top pitcher on the team with a 10-0 record. The New Martinsville, W. Va., right hander had a 2.29 earned run average.

Other first team selections included junior first baseman Dewey Minton of Bellarmine (Ill.) College, senior shortstop Steve Lubratich of the University of California at Riverside, senior third-




CRAIG VIERS
Second In History

baseman Jeff Carsley of U-Cal, Riverside, and sophomore outfielder Joe LeFebvre of Eckerd (Fla.)

Also senior outfielder Nate Quarles of U-Cal-Riverside, sophomore catcher Pat Murphy of New Haven (Conn.), senior pitcher Dale Reis of U-Cal-Riverside, sophomore pitcher Kerry Freedman of Eckerd and sophomore designated hitter Steve Balboni of Eckerd.


South Atlantic Conference member West Georgia had two players on the second team, first baseman Dan Logan and shortstop Barry Evans.



CECIL WHITEHEAD
Home Run Leader

Other second team choices included third baseman Mark Mennemeier of Southwest Missouri, outfielder Bubba McBrain of Delta (Miss.) State, outfielder Jeff Gilbert of Cal-State-Northridge, outfielder Sammy Davis of Jacksonville (Ala.) State, catcher Claude Crauso of Tampa (Fla.) and pitcher Tom Michalczyk of New Haven.

Third team selections included first baseman Bryan Rodgers of Delta State, second baseman Wood Key of Rollins (Fla.), shortstop Tom Waring of Delta State, third baseman Keith George of



STEVE McDIFFITT
Top Pitcher

Shippensburg (Pa.) State, outfielder Dennis Webb of Northwest Mo., and outfielder Bruce Windisch of New York Tech.


Also, outfielder Jim Winklemann of the University of Missouri at St. Louis, catcher John Crawford of Delta State, pitcher Tom Damiter of Shippensburg, pitcher Dennis Olson of Missouri at St. Louis and designated hitter Pete Labrasca of California State (Pa.).

The designated hitters on the team did not necessarily have to bat in that spot during the season.



—Times Staff Photo.

Tommy Thomas: Lives Up To Image



TOMMY THOMAS, Head Coach
A former Valdosta State College baseball star himself, Thomas took over the head coaching reins of his alma mater in 1968. During his 10 year tenure, the Valdosta native has compiled an impressive 313-153 record, including eight trips to post-season tournament play. Thomas was named Coach-of-the-Year in the NAIA Area V in 1969 and again in the NCAA South Region in 1974 and 1977. He has the distinction of being the only coach in college history to guide his team to the NAIA World Series one year (1973) and then follow that by taking his team to the NCAA Division II World Series the next. Thomas received his BS degree in physical education from Valdosta State in 1962 and the MST degree from Georgia Southern in 1967.



Tommy Thomas



VALDOSTA STATE
1978 Baseball
SCHEDULE

DATE	OPPONENT	SITE
February 26	(2) Clemson	Valdosta
March 3	Rose-Hulman	Valdosta
March 4	Rose-Hulman	Valdosta
March 5	West Virginia	Valdosta
March 6	Morris Harvey	Valdosta
March 7	Morris Harvey	Valdosta
March 8	Morris Harvey	Valdosta
March 11	St. Francis	Valdosta
March 12	St. Francis	Valdosta
March 13	St. Francis	Valdosta
March 14	St. Francis	Valdosta
March 18	Armstrong State	Valdosta
March 19	(2) Armstrong State	Valdosta
March 20	St. Xavier	Valdosta
March 21	St. Xavier	Valdosta
March 21	Tennessee	Valdosta
March 22	St. Xavier	Valdosta
March 22	Tennessee	Valdosta
March 23	Ohio Univ.	Valdosta
March 24	Ohio Univ.	Valdosta
March 25	Ohio Univ.	Valdosta

RIVERSIDE NATIONAL BASEBALL TOURNAMENT
at Sports Complex & UCalif-Riverside Field

March 27	Washington State	Riverside, Calif.
March 28	Stanford	Riverside, Calif.
March 29	California	Riverside, Calif.
March 29	UCalif-Riverside	Riverside, Calif.
March 31	Maine	Riverside, Calif.
March 31	Oral Roberts	Riverside, Calif.
April 1	Oregon State	Riverside, Calif.

April 4	(2) Albany State	Albany, Ga.
April 5	Mercer	Macon, Ga.
April 7	West Georgia	Carrollton, Ga.
April 8	(2) West Georgia	Carrollton, Ga.
April 9	(2) Georgia Southern	Valdosta
April 11	Georgia Southwestern	Valdosta
April 13	Florida State	Valdosta
April 15	Florida	Gainesville, Fla.
April 16	(2) Albany State	Valdosta
April 17	Florida State	Tallahassee, Fla.
April 18	Florida State	Valdosta
April 21	Columbus	Valdosta
April 22	(2) Columbus	Valdosta
April 26	Georgia Southwestern	Americus, Ga.
April 28	Augusta	Valdosta
April 29	(2) Augusta	Valdosta
April 30	Florida State	Tallahassee, Fla.

May 2	Mercer	Valdosta
May 5-6-7	SOUTH ATLANTIC CONFERENCE TOURNAMENT ----	

VALDOSTA STATE


1978 Baseball


ROSTER


NO.	NAME	POS.	CLASS	B-T	JUNIOR COLLEGE	HOMETOWN
13	Ken Smith	1B	Soph.	R-R	----	Cairo, Ga.
7	Frank Gonzalez	2B	Jr.	R-R	Miami-Dade Center	Hialeah, Fla.
12	Keith Maini	3B	Sr.	R-R	Broward (Fla.)	Hollywood, Fla.
9	Bart Shuman	SS	Jr.	L-R	----	Monticello, Fla.
27	David DeMersseman	DH	Jr.	R-R	----	Valdosta, Ga.
19	Keith Griffin	3B	Sr.	R-R	Middle Georgia	Athens, Ga.
23	Scott Alvarez	UTL.	Soph.	R-R	----	Leesburg, Ga.
30	Craig Viers	LF	Sr.	L-R	----	Crown Point, Ind.
1	Sal Amadeo	CF	Jr.	R-R	Broward (Fla.)	Hollywood, Fla.
26	Bruce Fowler	RF	Jr.	S-L	ABAC	Columbus, Ind.
46	Tom Roszell	OF	Frosh	L-R	----	Harrison, Ohio
4	Cecil Whitehead	C	Jr.	R-R	----	Valdosta, Ga.
5	Larry Burns	C	Frosh	R-R	----	Hapeville, Ga.
21	Tim Harris	C	Jr.	R-R	ABAC	Leesburg, Ga.
17	Jimmy Wall	P	Soph.	R-L	----	Jacksonville, Fla.
22	David Raffensberger	P	Frosh	L-L	----	Ft. Pierce, Fla.
24	Mike Raines	P	Soph.	R-R	----	Shellman, Ga.
29	Bill Ranne	P	Sr.	R-R	Broward (Fla.)	Ft. Lauderdale, Fla.
34	Ronnie Lundell	P	Jr.	R-R	South Georgia	Reidsville, Ga.
35	Manny Gomes	P	Jr.	L-L	Edison (Fla.)	Edgewood, Md.
37	Rick Gorey	P	Jr.	R-R	Valencia (Fla.)	Harper Woods, Mich.
39	Lawrence Clarington	P	Sr.	R-L	----	Perry, Ga.
43	Tim Carroll	P	Jr.	R-R	Brevard (Fla.)	Merritt Island, Fla.
44	Pat Kelley	P	Jr.	R-R	ABAC	Decatur, Ga.
54	Rick Mitchell	P	Frosh	R-R	----	Sarasota, Fla.



Ken Smith, who will play 1B, in 1978








1955-77



THE PLAYERS

VALDOSTA STATE SPORT HISTORY
Book 1 -- BASEBALL
VOLUME TWO

\$3



PREFACE

Much appreciation is extended to both the Valdosta Daily Times, and the Pine Cone (the Valdosta State College annual). The Times is the source of many of the included pictures, and the vast majority of newspaper articles. The Pine Cone provided many additional player portraits, and of course, the beautiful girls that adorn the cover of each year.

This volume most likely includes mistakes, poor grammar, and biased accounts of events. It is meant as a reference, and hopefully will provide enjoyment to the reader. Please note mistakes, deletions, etc..., and contact:

Dave Waples
Athletic Department
Valdosta State College
Valdosta, Ga. 31601

The heart of college baseball is the post-season tournament. Below are listed the full account of VSC's participation in tourneys. (*denotes a loss, #a forfeit)

1965:

VSC 1, West Georgia	0
* VSC 2, Georgia Southern	5
* VSC 4, Georgia Southern	6

1969:

VSC 10, Florida A&M	8
VSC 5, Mercer	2
# VSC 0, William Carey	9
VSC 3, Ouachita Baptist	0
* VSC 2, Carson-Newman	4

1970:

VSC 7, Columbus	2
VSC 3, Florida A&M	2
* VSC 0, Florida A&M	20
VSC 10, Florida A&M	1
* VSC 8, Ouachita Baptist	11
* VSC 5, Livingston	11

1971:

VSC 10, Columbus	9
* VSC 6, Shorter	10
VSC 5, Columbus	3
VSC 10, Shorter	2
VSC 2, Shorter	1
* VSC 1, David Lipscomb	4
* VSC 1, Central Arkansas	2

1972:

VSC 10, Berry	1
VSC 4, Shorter	1
* VSC 3, Columbus	5
VSC 6, Columbus	2
* VSC 4, Birmingham Southern	7
VSC 13, Ouachita Baptist	0
VSC 8, Birmingham Southern	2
* VSC 3, David Lipscomb	8

1973:

VSC 12, West Georgia	2
VSC 5, Shorter	2
VSC 4, Columbus	3
VSC 11, Central Arkansas	0
VSC 1, David Lipscomb	0
* VSC 8, Birmingham Southern	10
VSC 2, Birmingham Southern	0
* VSC 3, Phillips	4
VSC 2, Malone	0
VSC 10, Grand Canyon	8
* VSC 2, Eastern Connecticut	3

1974:

VSC 13, Rollins	6
VSC 11, Eckerd	4
* VSC 5, Eckerd	8
VSC 15, Eckerd	3
* VSC 9, New Orleans	13
* VSC 0, New Haven	1

1975:

* VSC 0, Florida Southern	6
* VSC 2, Columbus	5

1977:

VSC 18, Columbus	3
* VSC 3, West Georgia	4
VSC 4, Columbus	1
VSC 9, West Georgia	6
VSC 3, West Georgia	2
* VSC 1, Eckerd	2
VSC 2, Shippensburg State	1
VSC 11, UMo-St. Louis	4
* VSC 7, UCalif-Riverside	8

VALDOSTA STATE
1955--1977
PLAYER HONORS

ALL-AMERICA ... FIRST-TEAM

*Gene Felts	Outfield	1972	NAIA
#Gene Felts	Outfield	1973	NAIA
°Sam Bowen	Outfield	1974	NCAA
°Craig Viers	Outfield	1977	NCAA

ALL-AMERICA ... SECOND-TEAM

°Steve McDiffitt	Pitcher	1977	NCAA
°Skip Fite	Second-base	1977	NCAA
°Cecil Whitehead	Designated-Hitter	1977	NCAA

ALL-AMERICA ... HONORABLE-MENTION

*Mike Perry	Pitcher	1965	NAIA
*Eddie Fisher	Pitcher	1966	NAIA
*Dennis Fike	First-base	1966	NAIA
*Dan Petrovich	Pitcher	1969	NAIA
*Eddie Fisher	Pitcher	1969	NAIA
*Steve Crawford	Right-field	1970	NAIA
*Rusty Simpson	Pitcher	1972	NAIA
#Bobby Tripp	Second-base	1973	NAIA

ALL-NATIONAL TOURNAMENT

Gene Felts	Left-field	1973	NAIA
Steve Jones	First-base	1973	NAIA
Frank Sumner	Catcher	1973	NAIA
Skip Fite	Second-base	1977	NCAA

ALL-REGIONAL TOURNAMENT

Sam Bowen	Most-Valuable-Player	1974	NCAA
Sam Bowen	Center-field	1974	NCAA
Sam Bowen	Pitcher	1974	NCAA
Jeff Greenhalgh	First-base	1974	NCAA
Dan Darden	Designated-Hitter	1974	NCAA
Bill Petty	Pitcher	1974	NCAA
Craig Viers	Most-Valuable-Player	1977	NCAA
Craig Viers	Right-field	1977	NCAA
Skip Fite	Second-base	1977	NCAA
Sal Amadeo	Center-field	1977	NCAA
Cecil Whitehead	Designated-Hitter	1977	NCAA
Bill Petty	Pitcher	1977	NCAA
Steve McDiffitt	Pitcher	1977	NCAA

NOTE: *includes All-NAIA Area-5, All-NAIA District-25, and All-Georgia Conference.
#includes All-NAIA Area-5, and All-NAIA District-25; °includes All-NCAA
District-3, and All-South Atlantic Conference.

PLAYER HONORS (continued)

ALL-NAIA DISTRICT-25 AND ALL-GEORGIA CONFERENCE ... (not mentioned above)

Mike Perry	Pitcher	1964	NAIA
Dennis Fike	Right-field	1964	NAIA
Ron Fortner	Pitcher	1965	NAIA
Claude Speck	Center-field	1967	NAIA
Ben Bates	Catcher	1967	NAIA
Steve Crawford	Right-field	1968	NAIA
Claude Speck	Center-field	1968	NAIA
Larry Meredith	Third-base	1968	NAIA
Dan Petrovich	Pitcher	1968	NAIA
Jack Toole	Short-stop	1969	NAIA
Spence Kiser	Center-field	1969	NAIA
Steve Crawford	Right-field	1969	NAIA
Spence Kiser	Center-field	1970	NAIA
Bill Baggett	Left-field	1970	NAIA
Steve Sorgius	Pitcher	1970	NAIA
Rusty Simpson	Pitcher	1970	NAIA
Bobby Tripp	Second-base	1971	NAIA
Harry Jones	First-base	1971	NAIA
Leroy Purdy	Pitcher	1971	NAIA
Bobby Tripp	Second-base	1972	NAIA
Craig Courtney	First-base	1972	NAIA
Ronald Bennett	Pitcher	1972	NAIA

ALL-NAIA DISTRICT-25 ... (not mentioned above)

Pat Arnett	Pitcher	1973	NAIA
Dan Chadwick	Pitcher	1973	NAIA

ALL-GEORGIA CONFERENCE ... (not mentioned above)

Buck Ethredge	Pitcher	1959	NAIA
Hansel Faulkner	Short-stop	1959	NAIA
Joe Tarpley	Catcher	1959	NAIA
Tommy Thomas	Catcher	1960	NAIA
Buck Ethredge	Pitcher	1960	NAIA
+Steve Kebler	Pitcher	1960	NAIA
Gerald Delaney	Third-base	1960	NAIA
Tommy Thomas	Catcher	1961	NAIA
Angelo DeVivo	Short-stop	1961	NAIA
Tommy Thomas	Catcher	1962	NAIA
Bobby Speck	Short-stop	1962	NAIA
Angelo DeVivo	Third-base	1962	NAIA
Zack Wade	Catcher	1966	NAIA

ALL-SOUTH ATLANTIC CONFERENCE ... (not mentioned above)

Gene Felts	Left-field	1974	NCAA
Jerome Register	Right-field	1974	NCAA
Dan Darden	Designated-Hitter	1974	NCAA
Darrell Branam	Catcher	1974	NCAA

NOTE: +vacated all-conference slot because of professional experience.

PLAYER HONORS ... ALL-SOUTH ATLANTIC CONFERENCE (continued)

Dave Taylor	Short-stop	1975	NCAA
Dan Darden	Center-field	1975	NCAA
Jeff Greenhalgh	First-base	1975	NCAA
Dan Alford	Right-field	1976	NCAA
Jeff Greenhalgh	First-base	1976	NCAA

NOTE: Specific outfield positions are not designated re: All-Americans for both the NAIA and NCAA The NCAA chose only a First-Team from 1968 (when College Division selections began) through 1974. From 1975-1977, a First, Second, and Third team are chosen. The NCAA has never designated Honorable-Mention selections for baseball The NCAA teams include eight (8) starters, two pitchers, and a designated hitter The NAIA chooses a First, and Second team. The team includes seventeen (17) players. Four outfielders, five infielders, two catchers, four pitchers, and since 1974, two designated hitters 140 players each year receive NAIA Honorable Mention The NCAA selects a team for both Regional, and National Tournaments. The team is an 11-man squad (see above) The NAIA selects only a National Tournament team. The squad consists of 17 players (see above) Only tournament performance is taken into consideration when selecting either NAIA, or NCAA All-Tournament teams Both the Georgia Conference, and NAIA District-25 chose 15-player teams (not including designated hitters All-NAIA Area-5 teams included 15-players, and were chosen from the four districts represented (you had to be All-District, to be All-Area, and All-Area, to be All-America Valdosta State did not become involved in NAIA District-25 play, and thus player selection, until 1964. VSC began play in the Georgia Conference in 1958. In 1973, Valdosta State was an independent. VSC joined the South Atlantic Conference in 1974 The South Atlantic Conference chooses an 11-man (see above) All-Conference squad The NCAA chooses either one 11-player team, or three (first-second-third) 11-player teams for All-District honors (in 1974, 1976, and 1977 only one-team was chosen; three were chosen in 1975) A player must make the All-District team to be eligible for All-America honors, in the NCAA.



Fisher and Grant

VALDOSTA STATE
BASEBALL
ALL-TIME LETTERMEN
1955--1977

Alford, Dan 74-75-76
Allen, Dickie 57-58
*Amadeo, Sal 77
Arnett, Pat 73

Baggett, Bill 69-70
Bailey, Robert 61-62
Balboni, Mike 75-76
Bartee, Walter 56
Bates, Ben 65-66-67
Beale, Chuck 76-77
Bennett, Ronald 71-72
Bishop, Marty 74
Blizzard, Danny 76
Bowen, Sam 73-74
Bowers, Rick 74
Bradley, John 72-73
Branam, Darrell 73-74-75
Bridges, Bud 63-64
Brock, Joe 60
Brown, Bill 67
Bush, Buddy 64

Chadwick, Dan 71-72-73-74
Chitty, Steve 60-61-62
*Clarrington, Lawrence 75
Courtney, Craig 69-71-72
Cowart, Eddie 72
Crawford, Steve 67-68-69-70
Creel, Robert 63-64-65

Darden, Dan 74-75
David, James 59
DeLaney, Gerald 57-60
*DeMersseman, David 76-77
Deaton, Ed 55-56
Deavours, George 63
Dennis, Jerry 74
DeVivo, Angelo 61-62-63-65
Dixon, Joe 61

Elder, DeWayne 67-68
Ethredge, Buck 59-60
Evans, Lindy 64-65

Faulkner, Hansel 59-60
Felts, Gene 71-72-73-74
Ferrera, Tony 75
Fields, Terry 71-72-73
Fike, Dennis 64-65-66-67
Fisher, Eddie 66-67-68-69
Fite, Skip 76-77

Foran, Foster 74-75
Fortenberry, Billy 77
Fortner, Ron 65-66-67-68
*Fowler, Bruce 77

Garvis, A.J. 57
George, Joe 62
George, Noel 55-57
Giddens, Gary 75-76
Golden, Al 71-73
Gray, Gene 55-56
Green, Bob 55
Greenhalgh, Jeff 74-75-76
*Griffin, Keith 77
Griffis, Willard 59-60

Hall, Jimmy 71
Hampton, Mike 58-59
Hassell, Andy 72-73
Hatcher, Marvin 55-56-58
Herndon, Eddie 58
Hicks, Jimmy 61
Hill, Ashley 56-57-58
Hodges, Preston 62
Hudson, Herman 61-62-63-64
Hulsey, Dewey 59
Hunnicut, Kermit 62
Hutcherson, Tommy 66
Huxford, Bill 71
Hysler, Larry 68-69-70

James, Bennie 57
Jennings, James 60
Johnson, Jerry 61
Johnson, Tommy 63-64-65-66
Jones, Harry 70-71
Jones, Kim 75
Jones, Steve 73

Kebler, Steve 60
Kiser, Spence 67-68-69-70
Knight, Jack 55

Lamphier, Bob 65-66
Leach, Dale 77
Lee, Greg 70-71
LeFiles, Marty 73-74
Long, Bill 55

McElvey, Bob 55-57
McDiffitt, Steve 74-75-76-77
McIntyre, Johnny 60-61-62

ALL-TIME LETTERMEN (continued)

McLendon, Hodges 76-77
 McLeod, John 56
 McQuaig, Roy 55
 *Maini, Keith 77
 Meredith, Larry 68-69
 Middleton, Eddie 67-69
 Mobley, Emory 55-56-57-59-60
 Musashe, Vince 74-75
 Nasworthy, Ron 71
 Norman, Jerry 61-62-63
 Parsons, Bill 75
 Pearson, Lamar 58-59
 Perry, Mike 61-62-64-65
 Peters, Ray 64-65
 Petrovich, Dan 66-67-68-69
 Petty, Bill 74-75-76-77
 Pritchett, Jimmy 63
 Purdy, Leroy 69-70-71-72
 Purvis, Johnny 57-58
 Raley, Jack 64-65-66
 Raulerson, Kelly 63
 Reeves, Pete 74-75
 Register, Jerome 73-74
 Ritch, Bobby 63
 Rominger, Steve 69-70-71-72
 Rowe, Jack 57-58
 Sheffield, Charles 56
 Shipman, Marcus 62
 *Shuman, Bart 76-77
 Simpson, Bobby 67-68
 Simpson, Rusty 69-70-71-72
 Smith, Dick 56
 *Smith, Ken 77
 Sorgius, Steve 70
 Speck, Bobby 62-63-64
 Speck, Claude 66-67-68
 Stephenson, Hugh 56
 Sullivan, Richard 76-77
 Summers, Wally 62
 Sumner, Frank 72-73
 Sumner, Steve 74-75
 Tarpley, Joe 56-57-58-59
 Taylor, Dave 75-76
 Taylor, Sonny 60
 Thomas, Tommy 59-60-61-62
 Thornton, Joe 67-68-69
 Toole, Jack 68-69
 Tripp, Bobby 70-71-72-73
 Tyler, Billy 77
 Vann, Richard 68-69
 *Viers, Craig 75-76-77
 Wade, Zack 66-67
 *Wall, Jimmy 77
 Washington, Chip 56-57
 Webb, Warner 63
 White, Bob 73
 White, Duane 68
 *Whitehead, Cecil 76-77
 Wilburn, Buddy 58
 Wilson, Joe 56-57-59
 Wood, Ben 58

VALDOSTA STATE
1955--1977
ALL-TIME TEAMS
First Team

POSITION	NAME	YEARS	BAT - THROW	AVERAGE--OR W-L, E.R.A.	HOMETOWN
1B	Craig Courtney ..	1969&1971-72	Left	.330	East Gary, Ind.
2B	Skip Fite	1976-1977	Left	.341	Douglasville, Ga.
3B	Larry Meredith ..	1968-1969	Left	.305	Tampa, Fla.
SS	Noel George	1955&1957	Right	.333	Valdosta, Ga.
LF	Gene Felts	1971-1974	Right	.326	Lakeland, Ga.
CF	Sam Bowen	1973-1974	Right	.302	Brunswick, Ga.
RF	Steve Crawford ..	1967-1970	Left	.299	Lake City, Fla.
C	Tommy Thomas	1959-1962	Right	.317	Valdosta, Ga.
DH	Dan Darden	1974-1975	Right	.343	Macon, Ga.
P RIGHT	Eddie Fisher	1966-1969	Right	24-8, 1.48	Federalsburg, Md.
P LEFT	Bill Petty	1974-1977	Left	31-13, 2.58	Grove City, Ohio
P RELIEF	Marty LeFiles ...	1972-1974	Right	11-2, 2.91	Valdosta, Ga.

FIRST-BASE--- CRAIG COURTNEY is undoubtedly the choice here

The big left-handed hitter had the greatest freshman year (1969) in VSC history, as he hit .394 with 25 extra-base-hits

After dropping from school for a year, Craig hit .297 (1971) and .325 (1972), leading the Rebels to three tournament years

Holds (with Spence Kiser) the highest tournament average (.412), and was a great defensive player, holler guy, and leader.

SECOND-BASE--- SKIP FITE hit .341 in his career, made second-team All-America in 1977, and handled his position at all times

Fite was the heart of both the 1976 and 1977 teams, and never gave less than 100%

His clutch play during the season's tail-end carried the Blazers to the South Atlantic Conference championship in 1977

He kept this up during the conference, regional, and national tournaments

Made NCAA National All-Tourney team.

THIRD-BASE--- LARRY MEREDITH is an easy choice in the school's historically weak position

But Meredith hit .305 in his career, and swung with power (23 extra-base-hits)

Was a positive influence on the 1969 tournament team, and had a golden-glove throughout his stay (1968-1969)

Made the All-Georgia Conference team in '68, along with hitting a position high of .351, with ten doubles.

ALL-TIME, FIRST-TEAM (continued)

SHORT-STOP--- NOEL GEORGE had the misfortune of playing in VSC's early baseball years (1955 and 1957), but still established himself as one of the school's best ever players Hit .333 for his career, including .419 in 1957 Noel was one of Valdosta High's greatest all-around athletes, and played football for both Alabama and South Carolina, besides his Rebel tenure A great fielder, and power hitter.

LEFT-FIELD--- GENE FELTS is one of Valdosta State's all-time great players NAIA All-America in both 1972 and 1973 Holds virtually all VSC's career offensive records, while playing on four tournament teams Providing leadership, Gene hit with power, played great defense, and had a strong, accurate arm With Register and Bowen, formed college baseball's best outfield in both 1973 and 1974 Was always a winner.

CENTER-FIELD-- SAM BOWEN's addition to the 1973 team, put VSC in their first-ever national tournament, which he helped repeat in 1974 Was voted the team's M.V.P. both years, and played center-field like a major leaguer Was a money ball-player, and made NCAA All-American in 1974 Pitched when needed, and won three tournament games, with no losses, and a 1.00 ERA Now with the Boston Red Sox.

RIGHT-FIELD--- Four year starter, STEVE CRAWFORD (1967-1970), was blessed with it all He had a great arm, and played radar defense, besides hitting .299 for his career Played on two tournament teams Stole 64 bases in his career, and hit .379 in 1968, and .301 in 1970 Could have easily made it as a pitcher, but his bat and defense demanded that he play everyday.

CATCHER--- TOMMY THOMAS, who has coached VSC to a 311-153 record, is the only player to lead the team in batting three years (1960-1962) Hit .317 for his career, with an occasional long ball Thomas was very versatile, as he also played first, and pitched Was gung-ho baseball, and handled pitchers extremely well During his tenure (1959-1962) opponents were held to less stolen bases than any comparable period in VSC history.

DESIGNATED-HITTER--- DAN DARDEN got his chance to hit when Foster Foran was injured in 1974, and responded with a .368 average Went through the toughest part of that season, going 25x38, and hit .667 in the NCAA Regionals Gave-up a great pitching career to play everyday, and is the school's all-time leading hitter (.343) Played a strong center-field in 1975, and made All-South Atlantic Conference.

PITCHER (right)--- EDDIE FISHER was 24-8 in his career, with an astounding 1.48 ERA Pitched all the big-ones for VSC in his career (1966-1969), and was signed by the Montreal Expos, after making all everything, including honorable-mention All-America Blessed with a strong fast-ball, and fine off-speed pitches, only a sore-arm in 1967 stopped "The Fish" for the Rebs Went 11-0 in 1969 to set a still existing school mark.


PITCHER (left)--- BILL PETTY promptly stepped in and had the best ever (11-2, 2.02 ERA) year for a VSC freshman Holds the majority of career pitching records, including a 31-13 won-loss mark Twice made NCAA All-Regional teams, as he set career records for shut-outs (7), appearances (52), and innings pitched (338) Not over-powering, but was a "great" fielder, who knew baseball Pitched all the big ones during his four years.

ALL-TIME, FIRST-TEAM (continued)


PITCHER (relief)--- MARTY LeFILES mistified his teammates, and coaches alike The tall, right-hander appeared not to be able to break-a-pane-of-glass; but all he did was win (11-2) In 1973 he was 8-0, and did not allow a run in the inning in which he was called upon (an amazing feat) He was drilled in batting practice by the team, but "always" set the biggies down Could be called the "Iceman" because he pitched in all the pressure situations, and never faltered.




Fisher



Felts



Bowen



Petty

VALDOSTA STATE
1955--1977
ALL-TIME TEAMS
Second Team

POSITION	NAME	YEARS	BAT - THROW	AVERAGE--OR W-L, E.R.A.	HOMETOWN
1B	Jeff Greenhalgh	1974-1976	Left	.260	Tampa, Fla.
2B	Bobby Tripp	1970-1973	Right	.302	Albany, Ga.
3B	Angelo DeVivo	1961-63&1965	Right	.288	Mt. Vernon, Ill.
SS	Dave Taylor	1975-1976	Right	.299	Indianapolis, Ind.
LF	Bill Baggett	1969-1970	Right	.282	Lakeland, Fla.
CF	Claude Speck	1966-1968	Right	.306	Americus, Ga.
RF	Jerome Register	1973-1974	Right	.326	Valdosta, Ga.
C	Steve Rominger	1969-1972	Right	.235	Hope, Ind.
DH	Buck Ethredge	1959-1960	Left	.305	Leary, Ga.
P RIGHT	Steve McDiffitt	1974-1977	Right	26-13, 2.70	New Martinsville, W.Va.
P LEFT	Dan Petrovich	1966-1969	Left	19-9, 2.02	Crown Point, Ind.
P RELIEF	Rusty Simpson	1969-1972	Right	23-11, 2.40	Valdosta, Ga.

FIRST-BASE--- JEFF "Moose" GREENHALGH holds the school record for homers with 21, but also gets the nod for his defense Saved innumerable infield throwing errors with his vacume-cleaner glove, and hit most of his home-runs in "crucial" situations Hit only .260 for his career, but had a fantastic 1974 Regional tournament, and was always tough in the clutch Twice All-South Atlantic Conference.

SECOND-BASE--- BOBBY TRIPP was recruited as a short-stop (1970), but played his natural position his last three years (1971-1973) Hit .302 for his career, and turned the double-play as well as anyone in VSC history Played on four tournament teams, and was All-Conference, All-District, All-Area, and honorable-mention All-American in his career Had a great glove.

SHORT-STOP--- DAVE TAYLOR had the best year (1975) of any "modern" VSC short-stop, hitting .354, and leading the team to the NCAA Regionals Dave combined both a great pivot, and strong, accurate arm to be "Mr. Steady" in the infield He hit with power, and provided offense, defense, and leadership to the team.

ALL-TIME, SECOND-TEAM (continued)

THIRD-BASE--- ANGELO DeVIVO was the typical VSC baseball player in the early, and mid-1960's, as he was also a starter on the basketball team Angie also played short, and second in his career, which saw him hit .324 in his sophomore year (1962) He was a member of the Rebel's first championship team, and led the team's offense in their first NAIA tourney (1965) appearance.

LEFT-FIELD--- BILL BAGGETT was a big reason that VSC had tournament teams in 1969 and 1970 The big, Lakeland, Fla., righthander hit with power (17 extra-base-hits, and 10 homers), and played strong defense His addition in 1969, augmented the pitching of Eddie Fisher and Dan Petrovich, and led the Rebels to their second-ever Georgia Conference title.

CENTER-FIELD--- CLAUDE SPECK edges out Spence Kiser for this berth Claude played 3B his first year (1969), but his speed and glove made him a natural in center Holds both the year (31), and career (74) stolen base record, and hit a strong .306 for his career Called the "Rabbit," Speck played with desire and intensity.

RIGHT-FIELD--- JEROME REGISTER was a good reason why VSC went to national tournaments in both 1973 and 1974 He hit for .326 in his career, and in the Blazers most important game (to that date - 1973) made a game winning hit, and throw to defeat David Lipscomb in the NAIA Area Sometimes played erratic defense, but always got the job done Made All-South Atlantic Conference, and signed with the Boston Red Sox.

CATCHER--- STEVE ROMINGER gets the nod over Joe Tarpley (1956-1959), and Darrell Branam (1973-1975) Selected not for stats (.235 career), but because of the intangibles-- spirit, heart, leadership Steve was Jim Heagan and Clint Courtney rolled into one Led the team to four tournament appearances, and handled pitchers flawlessly.

DESIGNATED-HITTER--- BUCK ETHREDGE was the tallest player (6-7) to ever play for VSC, and combined with his great basketball career, was one of the school's best ever athletes Hit .306 for his career, and was 13-4 on the mound Also played first base, and was sometimes used in the OF for his defense Hit with great power.

PITCHER (right)--- STEVE McDIFFITT threw the best curve-ball in VSC history, and signed with the Pittsburgh Pirates after a 10-1 senior year Was 26-13 in his career, including victories over Lewis (NAIA National Champs), Florida State (4-hitter), and Georgia Southern (4th. in the nation) as a freshman (1974) Lost many close ones with the weak hitting 1975 and 1976 clubs.

PITCHER (left)--- DAN PETROVICH had a 19-9 career mark, which included a junior year (1968) of 5-1 (1.31 ERA), and a senior year (1969) of 9-3 (1.98 ERA) He and Fisher were a feared tandem in their career (1966-1969), as Dan threw with great velocity Developed a fine side-arm curve, which kept hitters off balance He threw 113.2 innings in 1969, for a then record A smart pitcher.

PITCHER (relief)--- RUSTY SIMPSON was one of the school's most versatile players ever Combined his pitching with playing third-base, as a regular Was in relief his frosh and sophomore years (1.93, and 2.35 ERA's), and then became a starter, posting a 23-11 career mark (1969-1972) Had a fabulous innings-pitched vs walks ratio Issued only 7 walks in 77, senior, innings pitched.



HITTERS

HOME RUNS
The Significant Ones
VSC HISTORY

I can personally relate each, and every, home run that I ever hit, from Little League through college, and semi-pro ball. Admittedly they were very few in number, but the point is, I remember. Bud Bridges from the '63 and '64 teams, remembers a line double off the wall at old Pendelton Park, that almost went out, while Rusty Deavours, of the '63 squad, can tell foot-by-foot the flight of a shot he hit off the top of the fence at Florida State.

The home run, or even the near home run, is part of the mystery of baseball-- will it happen-- when. Valdosta State hitters have blasted 219 four-baggers (approximately; since the 1955 through 1959 statistics are incomplete), and most probably the 90, or so, Rebel/Blazer sluggers can remember each one.

Below are some home run incidents. Their characterization may be biased, and somewhat incorrect, but none-the-less they were significant, and are a very vital part of VSC baseball. The circumstances were either personally seen by me, or discussed by Coach Grant, or Coach Thomas.

MOST IMPRESSIVE INNING: Billy Tyler was cut from the 1974 squad, and the Jacksonville, Fla. native transferred to St. John's River JC. Back at VSC in 1976, Tyler made the Blazer team, and was for a short-time, the starting designated hitter. But Tyler was inconsistent at the dish, and lost his starting job.

On April 7, 1976, however, Coach Thomas (who always gives everyone on the club a chance to play) gave Tyler the DH nod, versus Mercer, at Blazer Field. The bottom of the second inning of this game was history for both Tyler and VSC baseball.

Leading off, with the Blazers on top 3-2, Billy hit a one-one pitch over the 367-mark in right-field for a home run. Later in the same inning, Tyler batted again, and blasted a one-two pitch over the 372-mark in left-center, for his second round-tripper. He grounded out, and popped-up in his other two at-bats in the game, as VSC won 11-5. Tyler became a relief-pitcher shortly after this game, and never hit another circuit-clout in his career. His two home-runs in one inning, however, should stand the test of time, and never be "broken" in VSC history.

MOST IMPRESSIVE GAME: See the feature on Gene Felts. Gene hit three in a March 27, 1972 game versus Erskine, to set the VSC record. Only he, Billy Tyler, and Jeff Greenhalgh (in 1976 versus Florida) have ever hit two home runs in a game for Valdosta State.

MOST SURPRIZING: For most VSC players, anytime they hit a home-run was a novelty. Many players have only one career four-bagger. But one home-run in history stands-out, not only because of who hit it, but when, and where it was hit.

Bart Shuman, a sophomore from Monticello, Fla., had played baseball from the time he was 8-years old. Never had he hit a homer-- not in Little League, not even in practice. Thus while playing in one of his most important games ever, Bart hit one. Don't ask him how, and don't expect any of his teammates to be expert witnesses because when it flew out of Lanphier Park, against UMo-St. Louis in the 1977 NCAA World Series (in Springfield, Ill.), everyone was in total shock.

But there it went, down the right-field line, over the 320-mark, in the fifth inning, to give VSC an 8-4 lead, which became an 11-4 win. Not even a 400-foot shot by teammate Ken Smith, later in the same inning, dampened the ultimate in surprises.

LONGEST by a VSC HITTER at HOME: Jeff "Moose" Greenhalgh holds the school record for homers, with 21 in his career. His most prestigious blast came against Florida State in a 1975, 8-4 VSC loss. The pre-game ceremonies included the re-tiring of the jerseys (and numbers) of Blazer All-Americans, Gene Felts (8), and Sam Bowen (14).

In the second inning, Moose hit a shot over the Pine Tree, in the right-field parking lot, which was estimated at 455-feet. As he rounded third, Seminole coach, Woody Woodward (a former major leaguer), yelled to Coach Thomas, "You should retire that guy's jersey; that's one of the longest balls that I've ever seen."

LONGEST by a VSC HITTER: When you are beaten 26-5 (VSC won the first-game 2-1), as the Blazers were in 1977 by Georgia Southern (at Statesboro), your mind tends to easily forget specific happenings. But, in this game, Cecil Whitehead hit a ball that has to be the longest ever by a Valdosta Stater.

The big, right-handed, catcher caught a first-inning fast-ball in his wheel-house, and hit a bullet that cleared the Southern score-board, in left-field, still rising. It went deep into the sparse woods behind the fence, and hit a short pine tree, finally coming to rest. It was estimated at 475 feet.

It appeared that Cecil caught the ball while it stood still, and swung with all his might, catching it perfectly with his big bat. Only myself, Coach Thomas, and seniors Bill Petty and Steve McDiffitt had ever seen a longer one (see below).

LONGEST by an OPPONENT-AWAY: When Gary "Bull" Giddens took his sign in 1976 at Florida State, to face Terry Kennedy, he knew that the Seminole catcher could hit the long ball. What he didn't realize, however, was that Kennedy would set VSC history, on that very next pitch.

Bull got the ball up, and Kennedy swung. The ball rocketed off in a gigantic arc toward center. It not only cleared the fence at the 420-mark, but went over the center-field light standard. To sum this hit up, it was simply a tape-measure shot. Its distance was not estimated, but....

LONGEST by an OPPONENT-HOME: Valdosta State went into the top-of-the-tenth against Albany State in 1974, tied 2-2. With Dan Darden on the mound, I said to the "Deacon" as he left for the hill, "just keep it in the ball park against this guy."

This guy was huge, third-baseman Gregory Wells, a 6-5, 245 pound tackle on the Ram football team. He had previously doubled, and tripled on vicious shots to left. Darden didn't heed my warning. Wells hit his second pitch onto North campus, near the VSC soccer field.

The immensity of this blast was monumental. The ball cleared the "tall" pines in left, and simply disappeared! It was not even chased by the Blazer managers, but anyone who saw it agreed that a ball had never been hit further in college ball (even Duck Barnes agreed). VSC won 4-3 in the bottom of the tenth on a Vince Musashe hit.

NOTE: Coach Grant says that a Ron Fairey (Erskine), and a Clyde Wright (Carson-Newman) homer (Fairey's was over the center-field wall, while Wright's was in left-center) were the two most impressive that he has ever seen. He did not see Wells'.

I am certain that other homers (both by VSC opponents, and the good-guys) have impressed other people to the point that they would include them above. But I feel safe that the next category includes two home-runs that no one can dispute. But, as in all things, "you just had to be there."

MOST DRAMATIC: In this category there are two, and while the second-mentioned may have been the most important, the former was quite dramatic.

On May 9, 1971, in the first-round of the NAIA District-25 tournament at Columbus, VSC was trailing the hosts 9-6, going into the bottom of the ninth. The Rebels rallied for a run, but with two-out, and men on first and second, the situation looked bleak. Coach Thomas batted pitcher Leroy Purdy for third-baseman Dudley Spruill, in a last gap effort. Purdy responded with a home-run blast that caused complete bedlam, along with the fainting of first-base coach Bob Lingenfelter. The Rebels 10-9 decision helped them to win the tournament.

There is no doubt about the most important/dramatic homer. It came in the bottom of the ninth, in the 1977 NCAA South Atlantic Regional finals, versus West Georgia, at Blazer Field. VSC had beaten the Braves 9-6 in the opener of a do-or-die double-header (VSC had to win two, to go to the Nationals), but trailed 2-1 as the fatal ninth began. While Bill Petty (the Blazer hurler who had seen both runs score on errors) systematically destroyed the equipment house, I left the field, and stood with Mr. Griffin, and Mr. Tyler behind the dugout. A change in luck was needed, and even though VSC had beaten West Georgia in 5 of 7 previous games, it looked as if justice would not prevail.

Lead-off hitter Skip Fite crouched his way to a walk, on four pitches, and Craig Viers came to bat. He fouled-off two pitches on attempted bunts, and then hit a 1-2 pitch over the right-field fence (barely over, and barely fair) for the most important single hit in Valdosta State history. I never saw it, but I (and everyone else) celebrated just the same.



The 1975 team waits for a homer, to turn the tide

GENE FELTS
The Record Breaking Home-Run Year
13 HOME--RUN'S
-1972-

DATE	GAME NO.	AGAINST	PITCHER	NO. MEN ON
3-27	10	Erskine	Hist	2
3-27	10	Erskine	Hist	0
3-27	10	Erskine	Collins	1
3-31	14	Georgia State	Hamno	1
3-31	14	Georgia State	Hamno	2
4-1	15	Georgia State	Rhodes	1
4-12	19	Georgia Southern	Johnson	2
4-15	21	Shorter	Wright	0
4-21	23	Mercer	Payton	0
4-23	24	West Georgia	Henshaw	1
4-25	26	Georgia Southwestern	Hageron	1
5-19	41	Columbus	Hester	0
5-26	44	Birmingham Southern	Jolly	1

1972 was the type of year for Gene Felts, of which every college baseball player dreams. The Lakeland, Ga., sophomore simply demolished opposition pitching to the tune of a .363 batting average, 50 runs-batted-in, and most amazing of all, 13 home-runs.

To put Felts' round-tripper total in perspective, the Valdosta State record to that point stood at 6, while the NCAA record was 16, and the NAIA record 17. Gene's feat was accomplished in a ball-park, that even by major league standards was big. At the time the left-field line measured 336-feet, the left-center power alley 379-feet, and straight-away-center 400-feet. Other college players, who had the advantage of band-box dimensions (such as at Columbus, and Jacksonville State), could not come close to Gene's total.

The home-runs that Gene hit were not the type that barely fell-over the fence either. They were booming shots, that saw opposition left-fielders simply stand and watch. His most memorable day, of course, was on March 27, versus Erskine. Three times, the swinging-from-the-heels sophomore hit shots deep into the left-field pine trees. In six games from March 27, to April 1, Gene hit 6 home runs, and totaled 11 in a seventeen game span through April 25. After a fifteen game dry-spell, he hit tournament 4-baggers against Columbus (NAIA District), and Birmingham Southern (NAIA Area). No player since, in the history of VSC baseball, has come close to tying, or eclipsing Gene's mark. The ordinary power hitter cannot hit 13 baseball out of VSC's big park, in the course of a season.

ALFORD, DAN .. 1974-1976 .. 2B&RF .. RIGHT .. Gainesville, Fla.



ALFORD


	AB	R	H	BI	AVG.	2B	3B	HR	SB
1974 ...	127	19	24	18	.189	3	2	1	12
1975 ...	104	13	26	26	.250	2	1	1	8
1976 ...	173	26	56	30	.324	8	2	1	10
TOTALS	404	58	106	63	.262	13	5	3	30

ALLEN, DICKIE .. 1957-1958 .. RF&SS .. RIGHT .. Stockton, Ga.



	AB	R	H	BI	AVG.	2B	3B	HR	SB
1957 ...	28	1	4	--	.143	--	--	--	--
1958 ...	14	5	4	--	.286	--	--	--	--
TOTALS	42	6	8	--	.191	--	--	--	--

*ALVAREZ, SCOTT .. CHICO .. 1977 .. 3B .. RIGHT .. Leesburg, Ga.



	AB	R	H	BI	AVG.	2B	3B	HR	SB
1977 ...	12	3	3	0	.250	0	0	0	4
TOTALS	12	3	3	0	.250	0	0	0	4

*AMADEO, SAL .. 1977 .. CF .. RIGHT .. Broward (Fla.) JC .. Hollywood, Fla.



	AB	R	H	BI	AVG.	2B	3B	HR	SB
1977 ...	212	61	70	32	.330	11	2	5	11
TOTALS	212	61	70	32	.330	11	2	5	11

ARCHER, MIKE .. 1972 .. P .. RIGHT .. St. Mary's, Ga.



	AB	R	H	BI	AVG.	2B	3B	HR	SB
1972 ...	7	1	1	2	.143	0	0	0	1
TOTALS	7	1	1	2	.143	0	0	0	1

ARNETT, PAT .. 1973 .. P&DH .. RIGHT .. North Florida JC .. Jacksonville, Fla.



ARNETT

	AB	R	H	BI	AVG.	2B	3B	HR	SB
1973 ...	71	9	18	11	.254	2	1	1	4
TOTALS	71	9	18	11	.254	2	1	1	4

BAGGETT, BILL .. 1969-1970 .. LF .. RIGHT .. Polk (Fla.) JC .. Lakeland, Fla.



	AB	R	H	BI	AVG.	2B	3B	HR	SB
1969 ...	123	20	33	14	.268	3	0	4	0
1970 ...	125	23	37	18	.293	5	2	3	4
TOTALS	248	43	70	32	.282	8	2	7	4

BAILEY, ROBERT .. 1961-1962 .. P .. RIGHT .. Spartansburg (S.C.) JC .. Vienna, Ga.



	AB	R	H	BI	AVG.	2B	3B	HR	SB
1961 ...	35	4	12	5	.342	3	0	1	2
1962 ...	13	2	3	0	.231	0	0	0	1
TOTALS	48	6	15	5	.313	3	0	1	3

BALBONI, MIKE .. 1975-1976 .. C .. LEFT .. Central Florida JC .. Ocala, Fla.



BALBONI


	AB	R	H	BI	AVG.	2B	3B	HR	SB
1975 ...	103	12	22	12	.214	6	0	0	1
1976 ...	86	6	13	7	.151	1	0	0	2
TOTALS	189	18	35	19	.185	7	0	0	3

BARTEE, WALTER .. 1956 .. OF .. RIGHT .. Middle Georgia JC .. Cordele, Ga.



	AB	R	H	BI	AVG.	2B	3B	HR	SB
1956 ...	12	1	3	--	.250	--	--	--	--
TOTALS	12	1	3	--	.250	--	--	--	--

BATES, BEN .. 1965-1967 .. C&OF .. RIGHT .. Jennings, Fla.



	AB	R	H	BI	AVG.	2B	3B	HR	SB
1965 ...	98	17	25	16	.255	6	0	3	6
1966 ...	77	12	18	10	.234	0	0	1	1
1967 ...	110	18	38	17	.345	3	2	1	5
TOTALS	285	47	81	43	.284	9	2	5	12

BATES, JACK .. 1955&1957 .. LF&2B .. RIGHT .. Valdosta, Ga.



	AB	R	H	BI	AVG.	2B	3B	HR	SB
1955 ...	8	0	1	--	.125	--	--	--	--
1957 ...	1	1	0	--	.000	--	--	--	--
TOTALS	9	1	1	--	.111	--	--	--	--

BARBER, CECIL .. 1973 .. OF .. RIGHT .. Homerville, Ga.



	AB	R	H	BI	AVG.	2B	3B	HR	SB
1973 ...	4	0	1	0	.250	0	0	0	0
TOTALS	4	0	1	0	.250	0	0	0	0

BASSETT, CARLTON .. KNAT .. 1975 .. OF .. RIGHT .. Thomasville, Ga.



BASSETT

	AB	R	H	BI	AVG.	2B	3B	HR	SB
1975 ...	43	7	11	4	.256	0	0	0	0
TOTALS	43	7	11	4	.256	0	0	0	0

BEALE, CHUCK .. 1976-1977 .. P .. LEFT .. Middle Georgia JC .. Macon, Ga.



	AB	R	H	BI	AVG.	2B	3B	HR	SB
1976 ...	80	18	25	6	.313	2	1	0	1
1977 ...	0	0	0	0	.000	0	0	0	0
TOTALS	80	18	25	6	.313	2	1	0	1

BENNETT, RONALD .. 1971-1972 .. P .. RIGHT .. Brewton-Parker JC .. Jesup, Ga.



	AB	R	H	BI	AVG.	2B	3B	HR	SB
1971 ...	37	6	10	9	.270	3	0	1	0
1972 ...	40	11	11	8	.275	3	0	1	0
TOTALS	77	17	21	17	.273	6	0	2	0

BERRYHILL, RALPH .. 1960 .. C .. RIGHT .. Lakeland, Ga.



	AB	R	H	BI	AVG.	2B	3B	HR	SB
1960 ...	6	0	1	0	.167	0	0	0	0
TOTALS	6	0	1	0	.167	0	0	0	0

BISHOP, MARTY .. 1973-1975 .. 3B .. RIGHT .. Aucilla, Fla.



BISHOP

	AB	R	H	BI	AVG.	2B	3B	HR	SB
1973 ...	7	2	2	0	.286	0	0	0	1
1974 ...	85	9	23	15	.271	5	1	0	2
1975 ...	46	4	8	5	.174	2	0	1	4
TOTALS	138	15	33	22	.239	7	1	1	7

BLACK, COLLIER .. 1971 .. P .. LEFT .. Albany, Ga.



	AB	R	H	BI	AVG.	2B	3B	HR	SB
1971 ...	1	0	0	0	.000	0	0	0	0
TOTALS	1	0	0	0	.000	0	0	0	0

BLANTON, S.W. .. SKEETER .. 1962 .. UTL. .. RIGHT .. Valdosta, Ga.



	AB	R	H	BI	AVG.	2B	3B	HR	SB
1962 ...	5	1	1	0	.200	0	0	0	0
TOTALS	5	1	1	0	.200	0	0	0	0

BLIZZARD, DANNY .. BLIZ .. 1976 .. 3B .. RIGHT .. ABAC .. Cordele, Ga.




	AB	R	H	BI	AVG.	2B	3B	HR	SB
1976 ...	162	20	39	22	.241	10	0	2	3
TOTALS	162	20	39	22	.241	10	0	2	3

BOSTIC, LARRY .. 1966 .. P .. RIGHT .. Nashville, Ga.



	AB	R	H	BI	AVG.	2B	3B	HR	SB
1966 ...	2	0	0	0	.000	0	0	0	0
TOTALS	2	0	0	0	.000	0	0	0	0

BOWEN, SAM .. 1973-1974 .. CF .. RIGHT .. Brunswick JC .. Brunswick, Ga.



BOWEN

	AB	R	H	BI	AVG.	2B	3B	HR	SB
1973 ...	184	43	49	36	.266	11	5	7	14
1974 ...	160	52	55	37	.344	11	6	7	20
TOTALS	344	95	104	73	.302	22	11	14	34

BRADLEY, JOHN .. BIRD .. 1972-1973 .. 3B .. SWITCH .. ABAC .. Annandale, Va.



BRADLEY

	AB	R	H	BI	AVG.	2B	3B	HR	SB
1972 ...	56	9	15	7	.268	1	1	0	3
1973 ...	85	11	18	10	.212	2	0	0	2
TOTALS	141	20	33	17	.234	3	1	0	5

BRANAM, DARRELL .. LITTLE D .. 1973-1975 .. C .. RIGHT .. Valdosta, Ga.



BRANAM

	AB	R	H	BI	AVG.	2B	3B	HR	SB
1973 ...	60	8	9	5	.150	3	0	0	3
1974 ...	132	28	43	34	.326	7	0	3	2
1975 ...	157	29	43	24	.274	4	0	5	3
TOTALS	349	65	95	63	.272	14	0	8	8

BRIDGES, WILLIAM .. EUD .. 1963-1964 .. OF .. RIGHT .. Valdosta, Ga.



	AB	R	H	BI	AVG.	2B	3B	HR	SB
1963 ...	20	4	4	2	.200	1	0	0	1
1964 ...	9	1	2	1	.222	0	0	0	1
TOTALS	29	5	6	3	.207	1	0	0	2

BROCK, JOE .. 1960 .. LF .. RIGHT .. Columbus, Ga.



	AB	R	H	BI	AVG.	2B	3B	HR	SB
1960 ...	32	3	6	2	.188	0	0	0	3
TOTALS	32	3	6	2	.188	0	0	0	3

BROWN, BILL .. 1967 .. 3B .. RIGHT .. Cordele, Ga.



	AB	R	H	BI	AVG.	2B	3B	HR	SB
1967 ...	59	5	11	3	.186	0	0	0	1
TOTALS	59	5	11	3	.186	0	0	0	1

BROWN, TOMMY .. 1968 .. INF .. RIGHT .. Moultrie, Ga.



	AB	R	H	BI	AVG.	2B	3B	HR	SB
1968 ...	9	2	2	2	.222	0	1	0	0
TOTALS	9	2	2	2	.222	0	1	0	0

BUSH, WILLIAM .. BUDDY .. 1964 .. 2B .. RIGHT .. Colquitt, Ga.




	AB	R	H	BI	AVG.	2B	3B	HR	SB
1964 ...	75	10	20	12	.270	4	2	1	2
TOTALS	75	10	20	12	.270	4	2	1	2

CHADWICK, DAN .. CHAD .. 1971-1974 .. P .. RIGHT .. East Gary, Ind.



	AB	R	H	BI	AVG.	2B	3B	HR	SB
1971 ...	10	2	5	1	.500	0	0	0	0
1972 ...	8	0	0	0	.000	0	0	0	0
1973 ...	2	0	0	0	.000	0	0	0	0
TOTALS	20	2	5	1	.250	0	0	0	0

CHITTY, STEVE .. 1960-1962 .. 1B&2B .. RIGHT .. Valdosta, Ga.



	AB	R	H	BI	AVG.	2B	3B	HR	SB
1960 ...	22	3	4	2	.182	0	0	0	2
1961 ...	69	9	15	4	.217	0	1	0	3
1962 ...	66	10	10	7	.152	0	0	0	4
TOTALS	157	22	29	13	.185	0	1	0	9

*CLARINGTON, LAWRENCE .. 1975-1977 .. P .. RIGHT .. Perry, Ga.



	AB	R	H	BI	AVG.	2B	3B	HR	SB
1975 ...	2	0	0	0	.000	0	0	0	0
TOTALS	2	0	0	0	.000	0	0	0	0

COMER, CYRIL .. MURRAY .. 1955 .. RF .. LEFT .. Ray City, Ga.



	AB	R	H	BI	AVG.	2B	3B	HR	SB
1955 ...	7	0	2	--	.286	--	--	--	--
TOTALS	7	0	2	--	.286	--	--	--	--

COURTNEY, CRAIG .. 1969 & 1971-1972 .. 1B .. LEFT .. East Gary, Ind.



	AB	R	H	BI	AVG.	2B	3B	HR	SB
1969 ...	132	35	52	37	.394	13	6	6	4
1971 ...	147	21	41	20	.279	8	3	1	8
1972 ...	151	30	49	37	.325	10	3	1	6
TOTALS	430	86	142	94	.330	31	12	8	18

COWART, EDDIE .. 1972 .. LF .. LEFT .. ABAC .. Dawson, Ga.



	AB	R	H	BI	AVG.	2B	3B	HR	SB
1972 ...	115	19	37	17	.322	5	0	0	7
TOTALS	115	19	37	17	.322	5	0	0	7

CRAWFORD, STEVE .. 1967-1970 .. RF .. LEFT .. Lake City, Fla.



	AB	R	H	BI	AVG.	2B	3B	HR	SB
1967 ...	95	14	22	6	.232	4	3	0	2
1968 ...	95	18	36	23	.379	12	4	1	15
1969 ...	112	34	32	22	.285	5	0	3	29
1970 ...	143	27	43	19	.301	7	1	0	18
TOTALS	445	93	133	70	.299	28	8	4	64

CREEL, ROBERT .. RED .. 1963-1965 .. OF .. RIGHT .. Albany, Ga.




	AB	R	H	BI	AVG.	2B	3B	HR	SB
1963 ...	44	8	9	4	.205	0	1	1	1
1964 ...	62	3	11	6	.178	2	0	0	2
1965 ...	52	9	8	8	.154	2	0	0	1
TOTALS	158	20	28	18	.177	4	1	1	4

CULLER, MADISON .. 1964 .. P .. RIGHT .. Lexington, Ky.



	AB	R	H	BI	AVG.	2B	3B	HR	SB
1964 ...	1	0	0	0	.000	0	0	0	0
TOTALS	1	0	0	0	.000	0	0	0	0

DACUS, DELANE .. 1973 .. P .. RIGHT .. Brewton-Parker JC .. Phenix City, Ala.



	AB	R	H	BI	AVG.	2B	3B	HR	SB
1973 ...	1	0	0	0	.000	0	0	0	0
TOTALS	1	0	0	0	.000	0	0	0	0

DARDEN, DAN .. DEACON .. 1974-1975 .. DH&CF .. RIGHT .. Middle Georgia JC .. Macon, Ga.



DARDEN

	AB	R	H	BI	AVG.	2B	3B	HR	SB
1974 ...	106	25	39	8	.368	4	0	0	7
1975 ...	223	45	74	36	.332	12	8	5	25
TOTALS	329	70	113	44	.343	16	8	5	32

DAVID, JAMES .. 1959 .. 1B .. RIGHT .. Jacksonville, Fla.



	AB	R	H	BI	AVG.	2B	3B	HR	SB
1959 ...	23	0	2	0	.087	--	--	--	--
TOTALS	23	0	2	0	.087	--	--	--	--

DEATON, ED .. 1955-1956 .. 1B .. LEFT .. Columbus, Ga.



	AB	R	H	BI	AVG.	2B	3B	HR	SB
1955 ...	30	6	7	--	.233	--	--	--	--
1956 ...	37	3	10	--	.270	--	--	--	--
TOTALS	67	9	17	--	.254	--	--	--	--

DEAVOURS, GEORGE .. RUSTY .. 1963 .. 2B .. RIGHT .. South Georgia JC .. Cordele, Ga.



	AB	R	H	BI	AVG.	2B	3B	HR	SB
1963 ...	29	3	8	2	.273	0	2	0	1
TOTALS	29	3	8	2	.273	0	2	0	1

DELANEY, GERALD .. 1957&1960 .. 3B .. RIGHT .. Thomasville, Ga.




	AB	R	H	BI	AVG.	2B	3B	HR	SB
1957 ...	32	2	10	--	.313	--	--	--	--
1960 ...	66	9	18	7	.273	4	1	0	5
TOTALS	98	11	28	7	.286	4	1	0	5

DELOACH, R.S. .. 1967-1968 .. 1B .. LEFT .. Valdosta, Ga.




	AB	R	H	BI	AVG.	2B	3B	HR	SB
1967 ...	10	1	0	0	.000	0	0	0	0
1968 ...	1	0	1	0	1.000	0	0	0	0
TOTALS	11	1	1	0	.091	0	0	0	0

*DEMERSSEMAN, DAVID .. 1976-1977 .. OF&DH .. RIGHT .. Valdosta, Ga.



	AB	R	H	BI	AVG.	2B	3B	HR	SB
1976 ...	101	10	25	18	.248	7	0	0	7
1977 ...	227	58	74	37	.326	16	2	2	20
TOTALS	328	68	99	55	.302	23	2	2	27

DENNIS, JERRY .. 1972&1974 .. 1B .. LEFT .. Valdosta, Ga.



DENNIS

	AB	R	H	BI	AVG.	2B	3B	HR	SB
1972 ...	15	4	4	3	.267	3	0	0	0
1974 ...	44	3	7	3	.159	1	0	0	1
TOTALS	49	7	11	6	.186	4	0	0	1

DEVANE, JIMMY .. 1956 .. P .. RIGHT .. Valdosta, Ga.




	AB	R	H	BI	AVG.	2B	3B	HR	SB
1956 ...	1	0	0	--	.000	--	--	--	--
TOTALS	1	0	0	--	.000	--	--	--	--

DEVANE, JIMMY .. 1968-1970 .. C .. RIGHT .. Valdosta, Ga.



	AB	R	H	BI	AVG.	2B	3B	HR	SB
1968 ...	4	0	1	0	.250	0	0	0	0
1969 ...	9	0	2	1	.222	0	0	0	0
1970 ...	14	4	4	2	.286	0	0	0	3
TOTALS	27	4	7	3	.259	0	0	0	3

DEVIVO, ANGELO .. ANGIE .. 1961-63&1965 .. INFIELD .. RIGHT .. Mt. Vernon, Ill.



	AB	R	H	BI	AVG.	2B	3B	HR	SB
1961 ...	63	16	18	12	.286	1	4	0	2
1962 ...	74	12	24	16	.324	1	3	1	4
1963 ...	44	8	13	14	.295	3	0	0	2
1965 ...	45	9	10	10	.222	1	0	1	0
TOTALS	226	45	65	52	.288	6	7	2	8

DIXON, JOE .. 1961 .. 3B .. RIGHT .. Alapaha, Ga.



	AB	R	H	BI	AVG.	2B	3B	HR	SB
1961 ...	75	14	22	10	.293	1	1	1	3
TOTALS	75	14	22	10	.293	1	1	1	3

ELDER, DE WAYNE .. 1967-1968 .. 2B&C .. RIGHT .. Starke, Fla.



	AB	R	H	BI	AVG.	2B	3B	HR	SB
1967 ...	84	11	15	9	.179	2	1	0	0
1968 ...	66	10	18	8	.273	4	0	0	8
TOTALS	150	21	33	17	.220	6	1	0	8

EMERT, CHARLES .. ALLEN .. 1968 .. UTL .. RIGHT .. West Palm Beach, Fla.



	AB	R	H	BI	AVG.	2B	3B	HR	SB
1968 ...	0	2	0	2	.000	0	0	0	0
TOTALS	0	2	0	2	.000	0	0	0	0

ETHREDGE, BUCK .. 1959-1960 .. 1B&P .. LEFT .. ABAC .. Leary, Ga.




	AB	R	H	BI	AVG.	2B	3B	HR	SB
1959 ...	51	8	17	12	.333	--	--	--	--
1960 ...	67	11	19	18	.284	1	1	2	1
TOTALS	118	19	36	30	.305	1	1	2	1

EVANS, LINDY .. 1962-1965 .. 3B&C .. RIGHT .. Valdosta, Ga.




	AB	R	H	BI	AVG.	2B	3B	HR	SB
1962 ...	7	1	2	1	.286	1	0	0	1
1963 ...	7	1	1	0	.143	1	0	0	1
1964 ...	71	8	18	6	.255	1	1	0	1
1965 ...	100	17	31	15	.310	2	1	0	0
TOTALS	185	27	52	22	.281	5	2	0	3

FAULKNER, HANSEL .. 1959-60&1968 .. SS .. RIGHT .. Sparks, Ga.



	AB	R	H	BI	AVG.	2B	3B	HR	SB
1959 ...	60	14	19	6	.317	--	--	--	--
1960 ...	71	15	12	5	.169	1	2	0	16
1968 ...	2	0	0	0	.000	0	0	0	0
TOTALS	133	29	31	11	.233	1	2	0	16

FEIST, VIC .. 1975-1976 .. P .. LEFT .. Brewton-Parker JC .. Medina, Ohio



	AB	R	H	BI	AVG.	2B	3B	HR	SB
1975 ...	3	0	1	0	.333	0	0	0	0
TOTALS	3	0	1	0	.333	0	0	0	0

FELTS, GENE .. 1971-1974 .. LF&CF .. RIGHT .. Lakeland, Ga.



FELTS

	AB	R	H	BI	AVG.	2B	3B	HR	SB
1971 ...	167	28	46	12	.275	4	2	2	14
1972 ...	168	54	61	50	.363	9	6	13	19
1973 ...	212	41	78	29	.368	11	6	4	20
1974 ...	183	39	53	30	.290	10	4	0	14
TOTALS	730	162	238	121	.326	34	18	19	67

FERRERA, TONY .. TATER .. 1974-1975 .. P .. RIGHT .. Lewiston, Idaho



FERRERA

	AB	R	H	BI	AVG.	2B	3B	HR	SB
1974 ...	1	0	0	0	.000	0	0	0	0
TOTALS	1	0	0	0	.000	0	0	0	0

FIELDS, TERRY .. 1970-1973 .. SS .. RIGHT .. Indianapolis, Ind.



FIELDS

	AB	R	H	BI	AVG.	2B	3B	HR	SB
1970 ...	11	4	4	4	.364	2	1	0	0
1971 ...	122	18	27	17	.221	5	0	2	11
1972 ...	126	24	32	14	.254	3	3	2	4
1973 ...	179	23	40	20	.223	1	2	2	4
TOTALS	438	59	103	55	.235	11	6	6	19

FIKE, DENNIS .. 1964-1967 .. OF&1B .. LEFT .. Perry, Ga.



	AB	R	H	BI	AVG.	2B	3B	HR	SB
1964 ...	67	12	22	14	.328	1	0	1	1
1965 ...	94	16	18	10	.191	2	0	2	3
1966 ...	87	16	30	15	.345	3	6	1	0
1967 ...	108	12	29	17	.269	4	3	0	1
TOTALS	356	56	99	56	.278	10	9	4	5

FISHER, EDDIE .. 1966-1969 .. P .. RIGHT .. Federalsburg, Md.



FISHER

	AB	R	H	BI	AVG.	2B	3B	HR	SB
1966 ...	31	6	10	4	.323	1	0	0	0
1967 ...	11	1	2	1	.182	0	1	0	0
1968 ...	18	0	2	1	.111	0	0	0	0
1969 ...	37	0	5	1	.135	1	0	0	0
TOTALS	97	7	19	7	.196	2	1	0	0

FITE, STANLEY .. SKIP .. 1976-1977 .. 2B .. LEFT .. Chipola (Fla.) JC .. Douglasville, Ga.



	AB	R	H	BI	AVG.	2B	3B	HR	SB
1976 ...	186	41	58	17	.312	7	0	1	20
1977 ...	227	72	83	26	.366	10	4	0	28
TOTALS	413	113	141	43	.341	17	4	1	48

FORAN, FOSTER .. ROOSTER .. 1974-1975 .. OF .. RIGHT .. Chipola (Fla.) JC .. Marianna, Fla.



FORAN


	AB	R	H	BI	AVG.	2B	3B	HR	SB
1974 ...	42	12	17	18	.405	3	0	2	1
1975 ...	119	7	28	15	.235	4	2	1	1
TOTALS	161	19	45	33	.280	7	2	3	2

FORTENBERRY, BILLY .. 1977 .. LF .. RIGHT .. Marietta, Ga.




	AB	R	H	BI	AVG.	2B	3B	HR	SB
1977 ...	194	31	62	38	.320	10	1	2	1
TOTALS	194	31	62	38	.320	10	1	2	1

FORTNER, RON .. 1965-1968 .. P .. RIGHT .. East Gary, Ind.



	AB	R	H	BI	AVG.	2B	3B	HR	SB
1965 ...	28	8	5	5	.179	0	0	1	0
1966 ...	25	3	3	1	.120	2	0	0	0
1967 ...	31	2	4	3	.129	1	1	1	0
1968 ...	17	0	2	1	.118	2	0	0	0
TOTALS	101	13	14	10	.139	5	1	2	0

*FOWLER, BRUCE .. FALHOON .. 1977 .. 1B .. SWITCH .. ABAC .. Columbus, Ind.



	AB	R	H	BI	AVG.	2B	3B	HR	SB
1977 ...	167	40	55	22	.329	11	2	1	6
TOTALS	167	40	55	22	.329	11	2	1	6

GABLE, BILL .. GABE .. 1965-1966 .. UTL .. RIGHT .. Perrysburg, Ohio



	AB	R	H	BI	AVG.	2B	3B	HR	SB
1965 ...	11	2	1	0	.091	0	0	0	0
1966 ...	6	0	0	0	.000	0	0	0	0
TOTALS	17	2	1	0	.059	0	0	0	0

GEORGE, JOE .. 1962-1963 .. C .. RIGHT .. Valdosta, Ga.




	AB	R	H	BI	AVG.	2B	3B	HR	SB
1962 ...	43	5	13	6	.302	1	0	0	0
1963 ...	2	0	0	0	.000	0	0	0	0
TOTALS	45	5	13	6	.289	1	0	0	0

GEORGE, NOEL .. 1955&1957 .. 3B&SS .. RIGHT .. Valdosta, Ga.



	AB	R	H	BI	AVG.	2B	3B	HR	SB
1955 ...	44	6	12	--	.273	--	--	--	--
1957 ...	31	12	13	--	.419	--	--	--	--
TOTALS	75	18	25	--	.333	--	--	--	--

GIDDENS, GARY .. BULL .. 1975-1976 .. P .. RIGHT .. ABAC .. Fitzgerald, Ga.



	AB	R	H	BI	AVG.	2B	3B	HR	SB
1975 ...	28	7	5	7	.179	0	0	0	0
1976 ...	5	0	0	0	.000	0	0	0	0
TOTALS	33	7	5	7	.152	0	0	0	0

GOLDEN, AL .. 1970-1973 .. OF .. RIGHT .. Valdosta, Ga.



GOLDEN


	AB	R	H	BI	AVG.	2B	3B	HR	SB
1970 ...	16	5	6	4	.375	1	1	0	0
1971 ...	82	6	17	6	.207	1	2	0	2
1972 ...	22	3	4	6	.182	1	1	1	2
1973 ...	84	8	19	6	.226	1	1	0	0
TOTALS	204	22	46	22	.225	4	5	1	4

GRANT, JIM .. 1965-1966 .. 1B .. LEFT .. Atlanta, Ga.



	AB	R	H	BI	AVG.	2B	3B	HR	SB
1965 ...	18	5	6	4	.333	0	0	0	0
1966 ...	13	3	4	1	.308	0	0	0	0
TOTALS	31	8	10	5	.323	0	0	0	0

GRAY, GENE .. 1955-1956 .. SS&3B .. RIGHT .. Georgia SW JC .. Columbus, Ga.



G. Gray

	AB	R	H	BI	AVG.	2B	3B	HR	SB
1955 ...	45	15	16	--	.356	--	--	--	--
1956 ...	43	6	12	--	.279	--	--	--	--
TOTALS	88	21	28	--	.318	--	--	--	--

GRUHL, GORDIE .. 1970 .. P .. RIGHT .. Hope, Ind.



	AB	R	H	BI	AVG.	2B	3B	HR	SB
1970 ...	0	2	0	0	.000	0	0	0	0
TOTALS	0	2	0	0	.000	0	0	0	0

HAIN, LARK .. 1973-1974 .. OF .. RIGHT .. Columbus, Ind.



	AB	R	H	BI	AVG.	2B	3B	HR	SB
1973 ...	7	2	2	1	.286	0	0	0	1
1974 ...	7	2	3	2	.429	0	0	0	0
TOTALS	14	4	5	3	.357	0	0	0	1

HAIN

HALL, CHIP .. 1970 .. P .. RIGHT .. Valdosta, Ga.




	AB	R	H	BI	AVG.	2B	3B	HR	SB
1970 ...	4	0	1	1	.250	0	0	0	0
TOTALS	4	0	1	1	.250	0	0	0	0

HALL, JIMMY .. 1969-1971 .. 3B .. RIGHT .. Valdosta, Ga.



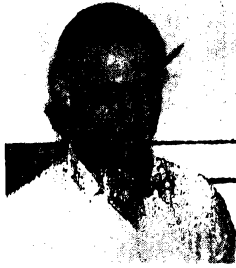
	AB	R	H	BI	AVG.	2B	3B	HR	SB
1969 ...	12	1	4	3	.333	0	0	0	2
1970 ...	24	12	6	6	.250	0	0	0	4
1971 ...	49	5	7	6	.143	0	0	0	3
TOTALS	85	18	17	15	.200	0	0	0	9

HAMPTON, MIKE .. 1958-1959 .. P .. RIGHT .. Quitman, Ga.



	AB	R	H	BI	AVG.	2B	3B	HR	SB
1958 ...	1	0	0	--	.000	--	--	--	--
1959 ...	24	4	3	4	.125	--	--	--	--
TOTALS	25	4	3	4	.120	--	--	--	--

GREEN, BOB .. 1955 .. CF .. RIGHT .. Valdosta, Ga.



	AB	R	H	BI	AVG.	2B	3B	HR	SB
1955 ...	36	9	12	--	.333	--	--	--	--
TOTALS	36	9	12	--	.333	--	--	--	--


GREENHALGH, JEFF .. MOOSE .. 1974-1976 .. 1B .. LEFT .. Tampa, Fla.



GREENHALGH

	AB	R	H	BI	AVG.	2B	3B	HR	SB
1974 ...	117	20	27	26	.231	2	1	3	2
1975 ...	175	35	51	32	.291	5	2	9	1
1976 ...	154	28	38	31	.247	1	2	9	6
TOTALS	446	83	116	89	.260	8	5	21	9


GREENWALD, JERRY .. 1960-1961 .. 1B .. LEFT .. Loveland, Ohio



J. Greenwald


	AB	R	H	BI	AVG.	2B	3B	HR	SB
1960 ...	7	0	0	0	.000	0	0	0	0
1961 ...	17	0	4	2	.236	0	0	0	0
TOTALS	24	0	4	2	.167	0	0	0	0

*GRIFFIN, KEITH .. 1977 .. 3B .. RIGHT .. Middle Georgia JC .. Athens, Ga.



	AB	R	H	BI	AVG.	2B	3B	HR	SB
1977 ...	181	31	47	36	.260	9	1	2	9
TOTALS	181	31	47	36	.260	9	1	2	9

GRIFFIS, WILLARD .. 1958-1960 .. OF .. RIGHT .. Quitman, Ga.



	AB	R	H	BI	AVG.	2B	3B	HR	SB
1958 ...	4	0	0	--	.000	--	--	--	--
1959 ...	31	4	7	3	.226	--	--	--	--
1960 ...	34	6	8	1	.235	0	0	0	10
TOTALS	69	10	15	4	.217	0	0	0	10

HANCOCK, JERRY .. 1959 .. UTL .. RIGHT .. Boston, Ga.



	AB	R	H	BI	AVG.	2B	3B	HR	SB
1959 ...	1	0	0	0	.000	--	--	--	--
TOTALS	1	0	0	0	.000	--	--	--	--

HAND, ROBERT .. 1963 .. P .. RIGHT .. Columbus JC .. Columbus, Ga.



	AB	R	H	BI	AVG.	2B	3B	HR	SB
1963 ...	2	0	0	0	.000	0	0	0	0
TOTALS	2	0	0	0	.000	0	0	0	0

HARRINGTON, JIMMY .. 1959-1960 .. OF .. RIGHT .. Valdosta, Ga.



	AB	R	H	BI	AVG.	2B	3B	HR	SB
1959 ...	14	1	4	2	.286	--	--	--	--
1960 ...	11	2	2	0	.182	0	0	0	1
TOTALS	25	3	6	2	.240	0	0	0	1

HASSELL, ANDY .. 1970-1973 .. P .. RIGHT .. Athens, Ga.



HASSELL

	AB	R	H	BI	AVG.	2B	3B	HR	SB
1970 ...	3	0	1	1	.333	0	0	0	0
1971 ...	2	0	0	0	.000	0	0	0	0
1972 ...	11	1	1	3	.091	0	0	0	2
1973 ...	3	1	1	2	.333	1	0	0	1
TOTALS	19	2	3	6	.158	1	0	0	3

HATCHER, MARVIN .. 1955-56&1958 .. P .. RIGHT .. Columbus, Ga.



	AB	R	H	BI	AVG.	2B	3B	HR	SB
1955 ...	15	4	5	--	.333	--	--	--	--
1956 ...	16	4	3	--	.188	--	--	--	--
1958 ...	3	3	0	--	.000	--	--	--	--
TOTALS	34	11	8	--	.235	--	--	--	--

HATHAWAY, JIM .. 1957-1958 .. 1B .. RIGHT .. Douglas, Ga.



	AB	R	H	BI	AVG.	2B	3B	HR	SB
1957 ...	3	0	0	--	.000	--	--	--	--
1958 ...	2	0	0	--	.000	--	--	--	--
TOTALS	5	0	0	--	.000	--	--	--	--

HAY, BILL .. WILLIE .. 1958 .. 2B .. RIGHT .. Georgia SW JC .. Manchester, Ga.



	AB	R	H	BI	AVG.	2B	3B	HR	SB
1958 ...	2	0	0	--	.000	--	--	--	--
TOTALS	2	0	0	--	.000	--	--	--	--

HEARN, BILL .. 1964 .. 3B .. RIGHT .. Decatur, Ga.



	AB	R	H	BI	AVG.	2B	3B	HR	SB
1964 ...	17	3	3	2	.176	1	0	0	0
TOTALS	17	3	3	2	.176	1	0	0	0

HERNDON, EDDIE .. 1958 .. 2B .. SWITCH .. Valdosta, Ga.



	AB	R	H	BI	AVG.	2B	3B	HR	SB
1958 ...	17	2	5	--	.294	--	--	--	--
TOTALS	17	2	5	--	.294	--	--	--	--

HICKS, JIMMY .. 1961-1962 .. RF .. RIGHT .. Cooledge, Ga.



	AB	R	H	BI	AVG.	2B	3B	HR	SB
1961 ...	54	6	6	5	.111	0	0	0	1
1962 ...	1	0	0	0	.000	0	0	0	0
TOTALS	55	6	6	5	.109	0	0	0	1

HILL, ASHLEY .. 1955-1958 .. CF .. RIGHT .. Valdosta, Ga.



	AB	R	H	BI	AVG.	2B	3B	HR	SB
1955 ...	2	0	0	--	.000	--	--	--	--
1956 ...	41	5	10	--	.244	--	--	--	--
1957 ...	25	6	6	--	.240	--	--	--	--
1958 ...	13	5	4	--	.308	--	--	--	--
TOTALS	81	16	20	--	.247	--	--	--	--

HODGES, PRESTON .. 1962-1963 .. OF .. LEFT .. Garden City, Ga.



	AB	R	H	BI	AVG.	2B	3B	HR	SB
1962 ...	18	1	2	0	.111	0	0	0	1
1963 ...	2	0	0	0	.000	0	0	0	0
TOTALS	20	1	2	0	.100	0	0	0	1

HUDSON, DENNIS .. HERMAN .. 1961-1964 .. P .. RIGHT .. Gainesville, Ga.




	AB	R	H	BI	AVG.	2B	3B	HR	SB
1961 ...	41	2	3	0	.073	0	0	0	0
1962 ...	28	5	7	4	.250	0	0	0	0
1963 ...	28	6	7	2	.250	0	0	0	0
1964 ...	20	1	2	1	.100	0	0	0	1
TOTALS	117	14	19	7	.162	0	0	0	1

HULSEY, DEWEY .. 1959 .. OF .. RIGHT .. Cordele, Ga.



	AB	R	H	BI	AVG.	2B	3B	HR	SB
1959 ...	38	4	6	1	.158	--	--	--	--
TOTALS	38	4	6	1	.158	--	--	--	--

HUNNICUTT, KERMIT .. 1962 .. OF .. RIGHT .. Moultrie, Ga.




	AB	R	H	BI	AVG.	2B	3B	HR	SB
1962 ...	39	2	8	1	.205	0	0	0	0
TOTALS	39	2	8	1	.205	0	0	0	0

HUTCHERSON, TOMMY .. 1965-1966 .. OF .. RIGHT .. Columbus JC .. Columbus, Ga.



	AB	R	H	BI	AVG.	2B	3B	HR	SB
1965 ...	22	3	5	1	.227	0	0	0	0
1966 ...	32	3	11	3	.344	0	0	0	3
TOTALS	54	6	16	4	.296	0	0	0	3

HUXFORD, BILL .. 1971 .. UTL .. RIGHT .. St. John's River (Fla.) JC .. Perry, Fla.



	AB	R	H	BI	AVG.	2B	3B	HR	SB
1971 ...	29	4	5	2	.172	0	0	0	2
TOTALS	29	4	5	2	.172	0	0	0	2

HYSLER, LARRY .. 1968-1970 .. 2B .. RIGHT .. Albany, Ga.



	AB	R	H	BI	AVG.	2B	3B	HR	SB
1968 ...	71	7	16	7	.225	5	0	0	6
1969 ...	105	8	23	14	.208	5	0	1	6
1970 ...	133	20	36	14	.271	5	2	2	7
TOTALS	309	35	75	35	.243	15	2	3	19

JAMES, BENNIE .. 1957 .. OF .. LEFT .. Waycross, Ga.



	AB	R	H	BI	AVG.	2B	3B	HR	SB
1957 ...	10	1	2	--	.200	--	--	--	--
TOTALS	10	1	2	--	.200	--	--	--	--

JARVIS, A.J. .. 1957 .. RF .. RIGHT .. Quitman, Ga.



	AB	R	H	BI	AVG.	2B	3B	HR	SB
1957 ...	9	1	1	--	.111	--	--	--	--
TOTALS	9	1	1	--	.111	--	--	--	--

JENNINGS, JAMES .. 1960 .. 1B .. LEFT .. Americus, Ga.



	AB	R	H	BI	AVG.	2B	3B	HR	SB
1960 ...	35	11	11	3	.314	4	4	0	7
TOTALS	35	11	11	3	.314	4	4	0	7

JOHNSON, JERRY .. 1961 .. P .. RIGHT .. Pelham, Ga.



	AB	R	H	BI	AVG.	2B	3B	HR	SB
1961 ...	15	1	2	0	.133	0	0	0	0
TOTALS	15	1	2	0	.133	0	0	0	0

JOHNSON, TOMMY .. 1963-1966 .. SS .. RIGHT .. Valdosta, Ga.



	AB	R	H	BI	AVG.	2B	3B	HR	SB
1963 ...	42	11	11	6	.262	1	1	0	3
1964 ...	70	12	17	5	.243	1	3	1	2
1965 ...	48	15	18	9	.375	5	1	1	0
1966 ...	79	13	18	10	.228	1	0	1	2
TOTALS	239	51	64	30	.268	8	5	3	7

JOINER, GARMON .. 1956 .. 1B .. RIGHT .. Valdosta, Ga.



	AB	R	H	BI	AVG.	2B	3B	HR	SB
1956 ...	2	0	0	--	.000	--	--	--	--
TOTALS	2	0	0	--	.000	--	--	--	--

JONES, HARRY .. MOOSE .. 1968-1971 .. 1B .. RIGHT .. Allentown. Pa.



	AB	R	H	BI	AVG.	2B	3B	HR	SB
1968 ...	17	4	6	3	.353	1	0	0	1
1969 ...	28	4	5	1	.178	0	0	0	1
1970 ...	133	16	32	13	.241	3	2	2	1
1971 ...	157	23	48	28	.306	8	1	6	11
TOTALS	335	47	91	45	.272	12	3	8	14

JONES, KIM .. 1975-1976 .. OF .. LEFT .. Greencastle, Ind.



JONES

	AB	R	H	BI	AVG.	2B	3B	HR	SB
1975 ...	52	10	11	9	.212	4	1	0	13
1976 ...	39	8	10	5	.256	0	1	1	2
TOTALS	91	18	21	14	.231	4	2	1	15

JONES, STEVE .. GOOFY .. 1972-1973 .. 1B .. LEFT .. Norman JC .. Callahan, Fla.



JONES

	AB	R	H	BI	AVG.	2B	3B	HR	SB
1972 ...	29	5	10	8	.345	1	1	0	1
1973 ...	210	32	63	22	.300	5	2	0	7
TOTALS	239	37	73	30	.305	6	3	0	8

KEADLE, LAVON .. GOOSE .. 1975 .. P .. RIGHT .. Pavo, Ga.



	AB	R	H	BI	AVG.	2B	3B	HR	SB
1975 ...	0	1	0	0	.000	0	0	0	0
TOTALS	0	1	0	0	.000	0	0	0	0

KEBLER, STEVE .. 1960 .. P .. RIGHT .. Pontiac, Mich.



	AB	R	H	BI	AVG.	2B	3B	HR	SB
1960 ...	28	2	5	2	.179	1	0	0	0
TOTALS	28	2	5	2	.179	1	0	0	0

KILMER, MARK .. 1971 .. OF .. RIGHT .. Atlanta, Ga.



	AB	R	H	BI	AVG.	2B	3B	HR	SB
1971 ...	1	0	0	0	.000	0	0	0	0
TOTALS	1	0	0	0	.000	0	0	0	0

KISER, SPENCE .. 1967-1970 .. CF .. LEFT .. Manassas, Va.




	AB	R	H	BI	AVG.	2B	3B	HR	SB
1967 ...	64	11	17	8	.266	0	0	0	7
1968 ...	41	7	10	4	.244	0	0	0	0
1969 ...	91	27	27	11	.297	3	2	1	7
1970 ...	144	30	45	12	.313	5	5	0	10
TOTALS	340	75	99	35	.291	8	7	1	24

KNIGHT, JACK .. 1955 .. LF .. RIGHT .. Ray City, Ga.



	AB	R	H	BI	AVG.	2B	3B	HR	SB
1955 ...	35	11	5	--	.143	--	--	--	--
TOTALS	35	11	5	--	.143	--	--	--	--

LAMPHIER, BOB .. 1965-1966 .. OF .. LEFT .. Crown Point, Ind.



	AB	R	H	BI	AVG.	2B	3B	HR	SB
1965 ...	93	15	23	11	.247	4	2	1	11
1966 ...	67	4	12	6	.179	1	1	1	2
TOTALS	160	19	35	17	.219	5	3	2	13

LEACH, DALE .. 1977 .. 1B .. RIGHT .. Gainesville, Fla.



	AB	R	H	BI	AVG.	2B	3B	HR	SB
1977 ...	120	19	33	29	.275	4	0	2	3
TOTALS	120	19	33	29	.275	4	0	2	3

LEE, GREG .. 1970-1971 .. P .. LEFT .. Camilla, Ga.



	AB	R	H	BI	AVG.	2B	3B	HR	SB
1970 ...	58	6	12	10	.207	1	1	0	0
1971 ...	51	4	5	3	.098	0	0	0	2
TOTALS	109	10	17	13	.156	1	1	0	2

LEFILES, MARTY .. 1972-1974 .. P .. RIGHT .. Valdosta, Ga.



LEFILES

	AB	R	H	BI	AVG.	2B	3B	HR	SB
1972 ...	9	1	1	0	.111	0	0	0	0
1973 ...	7	2	2	3	.286	0	0	1	0
1974 ...	6	1	1	0	.167	0	0	0	0
TOTALS	22	4	4	3	.182	0	0	1	0

LINGENFELTER, BOB .. 1971 .. P .. RIGHT .. Monroe, Wash.




	AB	R	H	BI	AVG.	2B	3B	HR	SB
1971 ...	2	0	0	1	.000	0	0	0	0
TOTALS	2	0	0	1	.000	0	0	0	0

LONG, BILL .. 1955 .. C .. RIGHT .. Quitman, Ga.



	AB	R	H	BI	AVG.	2B	3B	HR	SB
1955 ...	32	6	7	--	.219	--	--	--	--
TOTALS	32	6	7	--	.219	--	--	--	--

McDIFFITT, STEVE .. MAC .. 1974-1977 .. P .. RIGHT .. New Martinsville, W.Va.



McDIFFITT

	AB	R	H	BI	AVG.	2B	3B	HR	SB
1975 ...	1	0	0	0	.000	0	0	0	0
TOTALS	1	0	0	0	.000	0	0	0	0

McELVEY, BOB .. 1955&1957 .. P .. RIGHT .. Valdosta, Ga.



	AB	R	H	BI	AVG.	2B	3B	HR	SB
1955 ...	13	5	2	--	.154	--	--	--	--
1957 ...	20	4	4	--	.200	--	--	--	--
TOTALS	33	9	6	--	.182	--	--	--	--

McGOWAN, SAM .. 1955 .. RF .. RIGHT .. Valdosta, Ga.



	AB	R	H	BI	AVG.	2B	3B	HR	SB
1955 ...	1	0	0	--	.000	--	--	--	--
TOTALS	1	0	0	--	.000	--	--	--	--

McINTYRE, JOHNNY .. 1960-1962 .. CF .. RIGHT .. Valdosta, Ga.



	AB	R	H	BI	AVG.	2B	3B	HR	SB
1960 ...	56	7	11	9	.196	0	0	0	11
1961 ...	68	11	18	4	.267	1	0	0	10
1962 ...	67	15	19	6	.284	3	0	0	8
TOTALS	191	33	48	19	.251	4	0	0	29

J. McIntyre


McLENDON, HODGES .. 1976-1977 .. P .. LEFT .. ABAC .. Dawson, Ga.



	AB	R	H	BI	AVG.	2B	3B	HR	SB
1976 ...	1	0	0	0	.000	0	0	0	0
TOTALS	1	0	0	0	.000	0	0	0	0

McLendon

McLEOD, JOHN .. 1956 .. SS .. RIGHT .. Albany, Ga.



	AB	R	H	BI	AVG.	2B	3B	HR	SB
1956 ...	38	4	10	--	.263	--	--	--	--
TOTALS	38	4	10	--	.263	--	--	--	--

McQUAIG, ROY .. 1955 .. RF .. LEFT .. Valdosta, Ga.



	AB	R	H	BI	AVG.	2B	3B	HR	SB
1955 ...	38	12	15	--	.395	--	--	--	--
TOTALS	38	12	15	--	.395	--	--	--	--

*MAINI, KEITH .. 1977 .. SS .. RIGHT .. Broward (Fla.) JC .. Hollywood, Fla.



	AB	R	H	BI	AVG.	2B	3B	HR	SB
1977 ...	88	21	17	14	.193	4	0	0	5
TOTALS	88	21	17	14	.193	4	0	0	5

MASSEY, LARRY .. 1955 .. RF .. RIGHT .. Valdosta, Ga.



	AB	R	H	BI	AVG.	2B	3B	HR	SB
1955 ...	7	3	2	--	.286	--	--	--	--
TOTALS	7	3	2	--	.286	--	--	--	--

MEREDITH, LARRY .. 1968-1969 .. 3B .. LEFT .. Edison (Fla.) JC .. Tampa, Fla.




	AB	R	H	BI	AVG.	2B	3B	HR	SB
1968 ...	94	21	33	20	.351	10	0	1	9
1969 ...	126	30	34	18	.269	8	3	1	8
TOTALS	220	51	67	38	.305	18	3	2	17

METZGER, PHIL .. 1969 .. UTL .. RIGHT .. Valdosta, Ga.




	AB	R	H	BI	AVG.	2B	3B	HR	SB
1969 ...	5	0	1	0	.200	0	0	0	0
TOTALS	5	0	1	0	.200	0	0	0	0

MIDDLETON, EDDIE .. 1966-1969 .. P .. RIGHT .. Albany, Ga.



	AB	R	H	BI	AVG.	2B	3B	HR	SB
1966 ...	15	0	1	1	.067	0	1	0	0
1967 ...	37	3	8	3	.216	0	0	0	0
1968 ...	4	0	1	0	.250	0	0	0	0
1969 ...	10	0	2	0	.200	0	0	0	0
TOTALS	66	3	12	4	.182	0	1	0	0

MOBLEY, EMORY .. 1955-57&1959-60 .. 2B .. RIGHT .. Valdosta, Ga.



	AB	R	H	BI	AVG.	2B	3B	HR	SB
1955 ...	37	7	9	--	.243	--	--	--	--
1956 ...	25	3	5	--	.200	--	--	--	--
1957 ...	30	7	8	--	.267	--	--	--	--
1959 ...	48	9	12	3	.250	--	--	--	--
1960 ...	44	12	8	5	.182	1	0	1	1
TOTALS	184	38	42	8	.228	1	0	1	1

MONTGOMERY, PAUL .. 1970 .. 3B .. RIGHT .. Jacksonville, Fla.



	AB	R	H	BI	AVG.	2B	3B	HR	SB
1970 ...	20	4	3	1	.150	2	0	0	0
TOTALS	20	4	3	1	.150	2	0	0	0

MOORE, RAY .. MOOSE .. 1959 .. 1B .. RIGHT .. Valdosta, Ga.



	AB	R	H	BI	AVG.	2B	3B	HR	SB
1959 ...	10	1	0	0	.000	0	0	0	0
TOTALS	10	1	0	0	.000	0	0	0	0

MURRAY, NILES .. 1973 .. OF .. LEFT .. Atlanta, Ga.



	AB	R	H	BI	AVG.	2B	3B	HR	SB
1973 ...	6	1	1	0	.167	0	0	0	1
TOTALS	6	1	1	0	.167	0	0	0	1

MUSASHE, VINCE .. HOOPER .. 1973-1975 .. 2B .. RIGHT .. Chicago, Ill.



	AB	R	H	BI	AVG.	2B	3B	HR	SB
1973 ...	8	3	2	1	.250	0	0	0	1
1974 ...	32	6	9	3	.281	0	0	0	1
1975 ...	36	3	4	6	.111	0	0	0	0
TOTALS	76	12	15	10	.197	0	0	0	2

MUSASHE

NASWORTHY, RON .. 1971 .. P .. RIGHT .. Atlanta, Ga.



	AB	R	H	BI	AVG.	2B	3B	HR	SB
1971 ...	16	3	5	5	.313	0	1	0	0
TOTALS	16	3	5	5	.313	0	1	0	0

NORMAN, JERRY .. 1960-1963 .. LF .. RIGHT .. Valdosta, Ga.



	AB	R	H	BI	AVG.	2B	3B	HR	SB
1960 ...	16	0	1	0	.063	0	0	0	0
1961 ...	62	6	14	6	.226	1	0	0	2
1962 ...	41	5	5	1	.146	0	0	0	1
1963 ...	21	3	2	2	.095	0	0	0	1
TOTALS	140	14	22	9	.157	1	0	0	4

NOSSICK, JOHN .. 1955 .. 1B .. RIGHT .. Lakeland, Ga.



	AB	R	H	BI	AVG.	2B	3B	HR	SB
1955 ...	8	2	2	--	.250	--	--	--	--
TOTALS	8	2	2	--	.250	--	--	--	--

PARSONS, BILL .. 1974-1975 .. SS&P .. RIGHT .. South Georgia JC .. Brunswick, Ga.



PARSONS

	AB	R	H	BI	AVG.	2B	3B	HR	SB
1974 ...	46	12	8	4	.174	1	0	0	3
1975 ...	20	3	6	1	.300	0	0	0	5
TOTALS	66	15	14	5	.212	1	0	0	8

PEARSON, LAMAR .. 1958-59&1961 .. OF .. RIGHT .. Adel, Ga.



L. Pearson

	AB	R	H	BI	AVG.	2B	3B	HR	SB
1958 ...	17	3	4	--	.231	--	--	--	--
1959 ...	59	10	15	4	.254	--	--	--	--
1961 ...	6	0	1	2	.167	0	0	0	0
TOTALS	82	13	20	6	.244	0	0	0	0

PERRY, MIKE .. 1961-62&1964-65 .. P&1B .. LEFT .. Thomson, Ga.



	AB	R	H	BI	AVG.	2B	3B	HR	SB
1961 ...	64	1	11	7	.172	0	0	0	2
1962 ...	33	3	6	6	.182	0	0	0	1
1964 ...	66	7	16	5	.243	3	1	0	1
1965 ...	71	13	19	10	.268	2	1	1	4
TOTALS	234	24	52	28	.222	5	2	1	8

PETERS, RAY .. PREACHER .. 1964-1965 .. P .. RIGHT .. Pensacola (Fla.) JC .. Pensacola, Fla.



	AB	R	H	BI	AVG.	2B	3B	HR	SB
1964 ...	37	3	6	4	.162	0	1	0	0
1965 ...	30	5	10	7	.333	2	1	0	0
TOTALS	67	8	16	11	.239	2	2	0	0

PETROVICH, DAN .. 1966-1969 .. P .. LEFT .. Crown Point, Ind.



	AB	R	H	BI	AVG.	2B	3B	HR	SB
1966 ...	10	1	0	0	.000	0	0	0	0
1967 ...	26	2	7	2	.269	0	0	1	1
1968 ...	20	2	2	1	.100	0	0	0	0
1969 ...	47	2	13	9	.277	0	0	2	0
TOTALS	103	7	22	12	.214	0	0	3	1

PETTY, BILL .. 1974-1977 .. P .. LEFT .. Grove City, Ohio



PETTY

	AB	R	H	BI	AVG.	2B	3B	HR	SB
1974 ...	29	7	3	1	.103	1	0	0	4
1975 ...	21	5	3	2	.143	0	0	0	0
1976 ...	9	0	1	0	.111	0	0	0	0
1977 ...	4	3	2	1	.500	0	0	1	1
TOTALS	63	15	9	4	.143	1	0	1	5

PITCOCK, RONNIE .. 1972 .. OF .. RIGHT .. ABAC .. Valdosta, Ga.



	AB	R	H	BI	AVG.	2B	3B	HR	SB
1972 ...	32	8	8	8	.250	1	1	1	5
TOTALS	32	8	8	8	.250	1	1	1	5

PRITCHETT, JIMMY .. 1963-1964 .. SS .. RIGHT .. Macon, Ga



	AB	R	H	BI	AVG.	2B	3B	HR	SB
1963 ...	48	5	10	9	.208	2	1	1	0
1964 ...	11	1	2	1	.182	1	0	0	0
TOTALS	59	6	12	10	.203	3	1	1	0

PURDY, KEN .. B00-B00 .. 1975-1977 .. OF .. LEFT .. Wabash, Ind.



PURDY


	AB	R	H	BI	AVG.	2B	3B	HR	SB
1975 ...	12	8	3	2	.250	0	0	0	3
1976 ...	21	1	3	1	.143	0	0	0	0
1977 ...	21	7	4	1	.190	1	0	0	0
TOTALS	54	16	10	4	.185	1	0	0	3

PURDY, LEROY .. WILBUR .. 1969-1972 .. P .. LEFT .. Lake City, Fla.



	AB	R	H	BI	AVG.	2B	3B	HR	SB
1969 ...	11	0	1	0	.091	1	0	0	0
1970 ...	24	1	6	3	.250	1	0	0	0
1971 ...	29	3	5	6	.172	0	0	2	0
1972 ...	34	11	12	5	.353	1	0	0	0
TOTALS	98	15	24	14	.245	3	0	2	0

PURVIS, JOHNNY .. 1957-1958 .. INFIELD .. RIGHT .. Norman JC .. Norman Park, Ga.



	AB	R	H	BI	AVG.	2B	3B	HR	SB
1957 ...	29	2	6	--	.207	--	--	--	--
1958 ...	17	4	6	--	.353	--	--	--	--
TOTALS	46	6	12	--	.261	--	--	--	--

RALEY, JACK .. 1964-1966 .. 2B .. RIGHT .. Camilla, Ga.



	AB	R	H	BI	AVG.	2B	3B	HR	SB
1964 ...	57	3	12	1	.212	1	1	0	2
1965 ...	90	17	22	13	.244	4	3	1	0
1966 ...	81	8	17	13	.210	5	0	0	0
TOTALS	228	28	51	27	.224	10	4	1	2

RAULERSON, ROBERT .. KELLY .. 1961-1963 .. OF .. LEFT .. Naylor, Ga.



	AB	R	H	BI	AVG.	2B	3B	HR	SB
1961 ...	19	5	2	3	.105	0	1	0	0
1962 ...	1	0	0	0	.000	0	0	0	0
1963 ...	14	2	2	1	.143	1	0	0	0
TOTALS	34	7	4	4	.118	1	1	0	0

REEVES, PETE .. 1974-1975 .. SS .. RIGHT .. Thomasville, Ga.



REEVES

	AB	R	H	BI	AVG.	2B	3B	HR	SB
1974 ...	96	17	26	4	.271	3	0	0	3
1975 ...	70	12	9	4	.129	0	0	0	4
TOTALS	166	29	35	8	.211	3	0	0	7

REGISTER, JEROME .. J .. 1973-1974 .. RF .. RIGHT .. Middle Georgia JC .. Valdosta, Ga.



REGISTER

	AB	R	H	BI	AVG.	2B	3B	HR	SB
1973 ...	141	28	43	34	.305	5	3	1	10
1974 ...	150	32	52	29	.347	8	3	1	10
TOTALS	291	60	95	63	.326	13	6	2	20

RITCH, BOBBY .. 1963&1966 .. OF .. RIGHT .. High Springs, Fla.



	AB	R	H	BI	AVG.	2B	3B	HR	SB
1963 ...	15	3	3	2	.200	0	0	0	0
1966 ...	10	2	2	1	.200	0	0	0	0
TOTALS	25	5	5	3	.200	0	0	0	0

ROBINSON, JIMMY .. RHEUMER .. 1965 .. C .. RIGHT .. Valdosta, Ga.



	AB	R	H	BI	AVG.	2B	3B	HR	SB
1965 ...	9	2	1	3	.111	0	0	1	0
TOTALS	9	2	1	3	.111	0	0	1	0

ROCKER, JAKE .. 1963 .. UTL .. LEFT .. Miami, Fla.



	AB	R	H	BI	AVG.	2B	3B	HR	SB
1963 ...	1	0	0	0	.000	0	0	0	0
TOTALS	1	0	0	0	.000	0	0	0	0

ROMINGER, STEVE .. 1969-1972 .. C .. RIGHT .. Hope, Ind.



	AB	R	H	BI	AVG.	2B	3B	HR	SB
1969 ...	108	5	14	7	.129	2	0	0	0
1970 ...	142	13	41	20	.289	6	1	0	0
1971 ...	140	15	37	22	.264	6	0	1	0
1972 ...	138	19	32	21	.232	8	0	5	3
TOTALS	528	52	124	70	.235	22	1	6	3

ROQUEMORE, JIM .. ROCK .. 1974 .. C .. RIGHT .. Lakeland, Ga.



	AB	R	H	BI	AVG.	2B	3B	HR	SB
1974 ...	7	1	3	2	.429	0	0	0	0
TOTALS	7	1	3	2	.429	0	0	0	0

ROWE, JACK .. 1957-1958 .. P .. RIGHT .. Columbus, Ga.



	AB	R	H	BI	AVG.	2B	3B	HR	SB
1957 ...	8	1	0	--	.000	--	--	--	--
1958 ...	5	2	1	--	.200	--	--	--	--
TOTALS	13	3	1	--	.077	--	--	--	--

SHEFFIELD, CHARLES .. 1956 .. P .. RIGHT .. Valdosta, Ga.



	AB	R	H	BI	AVG.	2B	3B	HR	SB
1956 ...	10	1	3	--	.300	--	--	--	--
TOTALS	10	1	3	--	.300	--	--	--	--

SHIPMAN, MARCUS .. 1962 .. OF .. RIGHT .. Vienna, Ga.



	AB	R	H	BI	AVG.	2B	3B	HR	SB
1962 ...	30	3	7	6	.233	0	0	0	3
TOTALS	30	3	7	6	.233	0	0	0	3

*SHUMAN, BART .. 1976-1977 .. SS .. LEFT .. Monticello, Fla.



	AB	R	H	BI	AVG.	2B	3B	HR	SB
1976 ...	74	2	17	9	.230	0	2	0	1
1977 ...	142	14	39	27	.275	1	2	1	2
TOTALS	216	16	56	36	.259	1	4	1	3

SIMPSON, BOBBY .. 1967-1968 .. SS .. LEFT .. ABAC .. Tifton, Ga.



	AB	R	H	BI	AVG.	2B	3B	HR	SB
1967 ...	106	9	20	15	.188	2	1	0	1
1968 ...	81	8	18	11	.222	2	2	1	3
TOTALS	187	17	38	26	.203	4	3	1	4

SIMPSON, RUSTY .. 1969-1972 .. 3B&P .. RIGHT .. Valdosta, Ga.



SIMPSON

	AB	R	H	BI	AVG.	2B	3B	HR	SB
1969 ...	16	2	9	4	.563	2	0	0	0
1970 ...	147	18	36	18	.245	8	0	0	0
1971 ...	111	14	26	9	.234	2	0	1	2
1972 ...	99	15	24	20	.242	2	3	1	1
TOTALS	373	49	95	51	.255	14	3	2	3

SLOAN, BOBBY .. 1968 .. 1B .. RIGHT .. Waycross, Ga.




	AB	R	H	BI	AVG.	2B	3B	HR	SB
1968 ...	17	4	3	2	.176	0	0	0	2
TOTALS	17	4	3	2	.176	0	0	0	2

SMITH, DICK .. 1956 .. LF .. RIGHT .. Coolidge, Ga.



	AB	R	H	BI	AVG.	2B	3B	HR	SB
1956 ...	20	4	8	--	.400	--	--	--	--
TOTALS	20	4	8	--	.400	--	--	--	--

*SMITH, KEN .. GRIZ .. 1977 .. C&DH .. RIGHT .. Cairo, Ga.




	AB	R	H	BI	AVG.	2B	3B	HR	SB
1977 ...	81	14	27	21	.333	2	2	3	2
TOTALS	81	14	27	21	.333	2	2	3	2

SORGIUS, STEVE .. 1970 .. P .. RIGHT .. Columbus, Ind.



	AB	R	H	BI	AVG.	2B	3B	HR	SB
1970 ...	31	0	6	1	.194	0	0	0	0
TOTALS	31	0	6	1	.194	0	0	0	0

SPECK, BOBBY .. 1962-1964 .. CF .. RIGHT .. Americus, Ga.



	AB	R	H	BI	AVG.	2B	3B	HR	SB
1962 ...	57	16	19	16	.333	1	1	0	7
1963 ...	45	9	12	5	.267	1	1	0	4
1964 ...	76	19	18	3	.238	0	2	1	13
TOTALS	178	44	49	24	.275	2	4	1	24

SPECK, CLAUDE .. 1966-1968 .. CF .. RIGHT .. Americus, Ga.



	AB	R	H	BI	AVG.	2B	3B	HR	SB
1966 ...	77	17	14	3	.182	3	0	0	16
1967 ...	109	26	38	7	.349	4	0	0	31
1968 ...	102	27	36	3	.353	7	1	0	27
TOTALS	288	70	88	13	.306	14	1	0	74

SPRUILL, DUDLEY .. 1971-1973 .. 3B .. RIGHT .. Atlanta, Ga.



	AB	R	H	BI	AVG.	2B	3B	HR	SB
1971 ...	6	4	0	0	.000	0	0	0	0
1972 ...	13	1	3	1	.231	0	0	0	0
1973 ...	47	9	13	5	.277	1	0	0	1
TOTALS	66	14	16	6	.242	1	0	0	1

STARLING, RALPH .. 1973-1974 .. OF .. RIGHT .. Norman JC .. Valdosta, Ga.



STARLING

	AB	R	H	BI	AVG.	2B	3B	HR	SB
1973 ...	18	1	3	1	.167	0	0	0	0
1974 ...	24	3	6	1	.250	1	0	0	0
TOTALS	42	4	9	2	.214	1	0	0	0

STEPHENSON, HUGH .. 1956 .. INFIELD .. RIGHT .. Valdosta, Ga.



	AB	R	H	BI	AVG.	2B	3B	HR	SB
1956 ..	16	1	2	--	.125	--	--	--	--
TOTALS	16	1	2	--	.125	--	--	--	--

STUDDARD, JERRY .. 1959 .. LF .. RIGHT .. Homerville, Ga.



	AB	R	H	BI	AVG.	2B	3B	HR	SB
1959 ...	4	0	0	0	.000	--	--	--	--
TOTALS	4	0	0	0	.000	--	--	--	--

SULLIVAN, RICHARD .. 1976-1977 .. P .. LEFT .. ABAC .. Live Oak, Fla.



Sullivan


	AB	R	H	BI	AVG.	2B	3B	HR	SB
1976 ...	2	0	0	0	.000	0	0	0	0
TOTALS	2	0	0	0	.000	0	0	0	0

SUMMERS, WALLY .. 1962 .. P .. RIGHT .. Hammond, Ind.



	AB	R	H	BI	AVG.	2B	3B	HR	SB
1962 ...	27	5	8	2	.296	0	0	0	0
TOTALS	27	5	8	2	.296	0	0	0	0

SUMNER, FRANK .. 1972-1973 .. RF&C .. LEFT .. Brewton-Parker JC .. Ocilla, Ga.



	AB	R	H	BI	AVG.	2B	3B	HR	SB
1972 ...	168	33	53	11	.315	4	1	0	6
1973 ...	215	35	59	21	.274	8	1	1	8
TOTALS	383	68	112	32	.292	12	2	1	14

SUMNER

SUMNER, STEVE .. 1974-1975 .. 3B .. RIGHT .. ABAC .. Cordele, Ga.



	AB	R	H	BI	AVG.	2B	3B	HR	SB
1974 ...	98	16	28	15	.286	3	1	0	3
1975 ...	137	17	30	11	.219	3	0	0	4
TOTALS	235	33	58	26	.247	6	1	0	7

SUMNER

TARPLEY, JOE .. 1956-1959 .. C .. RIGHT .. Manchester, Ga.



	AB	R	H	BI	AVG.	2B	3B	HR	SB
1956 ...	32	6	6	--	.188	--	--	--	--
1957 ...	33	5	7	--	.212	--	--	--	--
1958 ...	12	2	4	--	.333	--	--	--	--
1959 ...	48	11	15	9	.313	--	--	--	--
TOTALS	125	24	32	9	.256	--	--	--	--

TAYLOR, DAVE .. 1975-1976 .. SS .. RIGHT .. Central Florida JC .. Indianapolis, Ind.



	AB	R	H	BI	AVG.	2B	3B	HR	SB
1975 ...	164	40	58	28	.354	7	1	3	2
1976 ...	154	28	37	11	.240	4	0	1	7
TOTALS	318	68	95	39	.299	11	1	4	9

TAYLOR

TAYLOR, SONNY .. 1960 .. OF .. RIGHT .. Hahira, Ga.



	AB	R	H	BI	AVG.	2B	3B	HR	SB
1960 ...	23	2	4	1	.174	0	0	0	2
TOTALS	23	2	4	1	.174	0	0	0	2

THOMAS, TOMMY .. TT .. 1959-1962 .. C&INFIELD .. RIGHT .. Valdosta, Ga.



	AB	R	H	BI	AVG.	2B	3B	HR	SB
1959 ...	53	7	13	5	.245	--	--	--	--
1960 ...	65	9	23	10	.354	3	1	1	5
1961 ...	80	14	25	14	.313	1	1	0	6
1962 ...	67	19	23	14	.343	2	2	1	7
TOTALS	265	49	84	39	.317	6	4	2	18

THORNTON, JOE .. 1966-1969 .. UTL .. RIGHT .. Warner Robins, Ga.



	AB	R	H	BI	AVG.	2B	3B	HR	SB
1966 ...	20	1	4	2	.200	0	0	0	0
1967 ...	36	5	10	1	.277	1	0	0	0
1968 ...	35	6	7	1	.200	1	0	0	3
1969 ...	56	22	9	1	.161	3	1	0	12
TOTALS	147	34	30	5	.204	5	1	0	15

TOOLE, JACK .. 1968-1969 .. 1B&SS .. RIGHT .. Albany, Ga.



	AB	R	H	BI	AVG.	2B	3B	HR	SB
1968 ...	84	9	19	15	.226	6	0	1	8
1969 ...	112	15	34	24	.303	10	0	2	0
TOTALS	196	24	53	39	.270	16	0	3	8

TRIPP, BOBBY .. 1970-1973 .. 2B .. RIGHT .. Albany, Ga.



TRIPP


	AB	R	H	BI	AVG.	2B	3B	HR	SB
1970 ...	144	20	42	16	.292	8	3	0	11
1971 ...	135	31	43	16	.319	5	0	0	8
1972 ...	162	43	53	22	.327	5	2	0	4
1973 ...	191	32	53	22	.277	6	1	0	6
TOTALS	632	126	191	76	.302	24	6	0	29

TWITTY, VERNON .. 1967 .. UTL .. RIGHT .. Camilla, Ga.



	AB	R	H	BI	AVG.	2B	3B	HR	SB
1967 ...	14	3	4	2	.286	1	1	0	1
TOTALS	14	3	4	2	.286	1	1	0	1

TYLER, BILLY .. 1976-1977 .. P .. LEFT .. St. John's River (Fla.) JC .. Jacksonville, Fla.



	AB	R	H	BI	AVG.	2B	3B	HR	SB
1976 ...	31	5	6	7	.194	3	0	2	0
1977 ...	7	0	2	2	.286	0	1	0	0
TOTALS	38	5	8	9	.211	3	1	2	0

TYSON, BILLY .. 1966 .. UTL .. RIGHT .. Camilla, Ga.



	AB	R	H	BI	AVG.	2B	3B	HR	SB
1966 ...	1	0	0	0	.000	0	0	0	0
TOTALS	1	0	0	0	.000	0	0	0	0

VANN, RICHARD .. 1968-1971 .. P .. LEFT .. Valdosta, Ga.



	AB	R	H	BI	AVG.	2B	3B	HR	SB
1968 ...	6	0	3	0	.500	0	0	0	0
1969 ...	9	0	0	0	.000	0	0	0	1
1970 ...	2	0	1	0	.500	0	0	0	0
1971 ...	1	0	0	0	.000	0	0	0	0
TOTALS	18	0	4	0	.222	0	0	0	1

VICK, PAUL .. 1966 .. P .. RIGHT .. Florida Military JC .. Memphis, Ind.



	AB	R	H	BI	AVG.	2B	3B	HR	SB
1966 ...	10	1	1	0	.100	0	0	0	0
TOTALS	10	1	1	0	.100	0	0	0	0

*VIERS, CRAIG .. 1975-1977 .. OF .. LEFT .. Crown Point, Ind.



VIERS

	AB	R	H	BI	AVG.	2B	3B	HR	SB
1975 ...	183	30	52	31	.284	9	1	3	10
1976 ...	176	30	55	23	.313	8	4	2	15
1977 ...	181	45	63	49	.348	14	6	2	17
TOTALS	540	105	170	103	.315	31	11	7	42

WADE, ZACK .. 1965-1967 .. C .. LEFT .. Cordele, Ga.



	AB	R	H	BI	AVG.	2B	3B	HR	SB
1965 ...	23	6	7	3	.304	1	0	0	0
1966 ...	80	15	26	16	.325	4	2	1	0
1967 ...	49	9	15	11	.306	3	0	1	0
TOTALS	152	30	48	30	.316	8	2	2	0

*WALL, JIMMY .. 1977 .. P .. RIGHT .. Jacksonville, Fla.



	AB	R	H	BI	AVG.	2B	3B	HR	SB
1977 ...	11	1	1	1	.091	1	0	0	0
TOTALS	11	1	1	1	.091	1	0	0	0

WASHINGTON, EARL .. CHIP .. 1956-1957 .. P .. RIGHT .. Thomasville, Ga.



	AB	R	H	BI	AVG.	2B	3B	HR	SB
1956 ...	7	0	2	--	.286	--	--	--	--
1957 ...	16	1	0	--	.000	--	--	--	--
TOTALS	23	1	2	--	.087	--	--	--	--

WATSON, BILLY .. 1956 .. C .. RIGHT .. Valdosta, Ga.



	AB	R	H	BI	AVG.	2B	3B	HR	SB
1956 ...	4	0	0	--	.000	--	--	--	--
TOTALS	4	0	0	--	.000	--	--	--	--

WEBB, WARNER .. 1963 .. 1B&C .. LEFT .. Georgia SW JC .. Plains, Ga.



	AB	R	H	BI	AVG.	2B	3B	HR	SB
1963 ...	44	8	14	5	.318	2	3	0	3
TOTALS	44	8	14	5	.318	2	3	0	3

WHITE, BOB .. QUAIL .. 1972-1973 .. 3B .. RIGHT .. Brunswick JC .. Brunswick, Ga.



WHITE

	AB	R	H	BI	AVG.	2B	3B	HR	SB
1972 ...	19	4	5	3	.263	2	0	1	1
1973 ...	74	12	19	10	.257	3	0	0	3
TOTALS	93	16	24	13	.258	5	0	1	4

WHITE, DUANE .. 1967-1968 .. P .. RIGHT .. Camilla, Ga.



	AB	R	H	BI	AVG.	2B	3B	HR	SB
1967 ...	7	0	1	1	.143	0	0	0	0
1968 ...	7	2	1	0	.143	0	0	0	0
TOTALS	14	2	2	1	.143	0	0	0	0

*WHITEHEAD, CECIL .. 1976-1977 .. C .. RIGHT .. Valdosta, Ga.



	AB	R	H	BI	AVG.	2B	3B	HR	SB
1976 ...	66	13	17	8	.258	2	0	0	3
1977 ...	150	51	56	53	.373	10	6	10	10
TOTALS	216	64	73	61	.338	12	6	10	13

WHITESIDE, JIM .. 1964 .. UTL .. RIGHT .. Southport, Ind.



	AB	R	H	BI	AVG.	2B	3B	HR	SB
1964 ...	2	0	0	0	.000	0	0	0	0
TOTALS	2	0	0	0	.000	0	0	0	0

WHITLEY, STEVE .. 1972 .. INFIELD .. RIGHT .. Social Circle, Ga.




	AB	R	H	BI	AVG.	2B	3B	HR	SB
1972 ...	4	1	1	0	.250	0	0	0	0
TOTALS	4	1	1	0	.250	0	0	0	0

WILBURN, H.L. .. BUDDY .. 1958 .. RF .. RIGHT .. Valdosta, Ga.



	AB	R	H	BI	AVG.	2B	3B	HR	SB
1958 ...	9	0	3	--	.333	--	--	--	--
TOTALS	9	0	3	--	.333	--	--	--	--

WILEY, LARRY .. 1969 .. INFIELD .. RIGHT .. Claxton, Ga.



	AB	R	H	BI	AVG.	2B	3B	HR	SB
1969 ...	7	2	1	0	.143	0	0	0	0
TOTALS	7	2	1	0	.143	0	0	0	0

WILLIAMS, ROBBY .. 1969 .. INFIELD .. RIGHT .. Waycross, Ga.



	AB	R	H	BI	AVG.	2B	3B	HR	SB
1969 ...	3	3	0	0	.000	0	0	0	0
TOTALS	3	3	0	0	.000	0	0	0	0

WILSON, JOE .. 1956-57&1959 .. 1B .. LEFT .. Valdosta, Ga.



	AB	R	H	BI	AVG.	2B	3B	HR	SB
1956 ...	39	4	8	--	.205	--	--	--	--
1957 ...	14	2	2	--	.143	--	--	--	--
1959 ...	5	0	0	0	.000	--	--	--	--
TOTALS	58	6	10	0	.172	--	--	--	--

WINTERS, DOUG .. 1961 .. UTL .. RIGHT .. New Holland, Ga.



	AB	R	H	BI	AVG.	2B	3B	HR	SB
1961 ...	11	3	3	0	.273	0	0	0	1
TOTALS	11	3	3	0	.273	0	0	0	1

WOOD, BEN .. 1957-1958 .. RF&1B .. RIGHT .. Sparks, Ga.



	AB	R	H	BI	AVG.	2B	3B	HR	SB
1957 ...	7	0	1	--	.143	--	--	--	--
1958 ...	13	2	4	--	.308	--	--	--	--
TOTALS	20	2	5	--	.250	--	--	--	--

WRIGHT, SPARKY .. 1968 .. C .. RIGHT .. Allentown, Pa.



	AB	R	H	BI	AVG.	2B	3B	HR	SB
1968 ...	11	4	7	4	.636	2	0	0	3
TOTALS	11	4	7	4	.636	2	0	0	3

VALDOSTA STATE
1955--1977
CAREER TOTALS
Hitters

	AT-BAT	RUNS	HITS	RBI'S	BATTING AVERAGE	2B	3B	HR	SB
ALFORD, Dan (R) .. 74-76	404	58	106	63	.262	13	5	3	30
ALLEN, Dickie (R) .. 57-58	42	6	8	--	.191	--	-	-	--
°ALVAREZ, Scott (R) .. 77	12	3	3	0	.250	0	0	0	4
°AMADEO, Sal (R) .. 77	212	61	70	32	.330	11	2	5	11
ARCHER, Mike (R) .. 72	7	1	1	2	.143	0	0	0	1
ARNETT, Pat (R) .. 73	71	9	18	11	.254	2	1	1	4
BAGGETT, Bill (R) .. 69-70	248	43	70	32	.282	8	2	7	4
BAILEY, Robert (R) .. 61-62	48	6	15	5	.313	3	0	1	3
BALBONI, Mike (L) .. 75-76	189	18	35	19	.185	7	0	0	3
BARTEE, Walter (R) .. 56	12	1	3	--	.250	--	-	-	--
BATES, Ben (R) .. 65-67	285	47	81	43	.284	9	2	5	12
BATES, Jack (R) .. 55&57	9	1	1	--	.111	--	-	-	--
BARBER, Cecil (R) .. 73	4	1	1	0	.250	0	0	0	0
BASSETT, Carl (R) .. 75	43	7	11	4	.256	0	0	0	0
BEALE, Chuck (L) .. 76-77	80	18	25	6	.313	2	1	0	1
BENNETT, Ronald (R) .. 71-72	77	17	21	17	.273	6	0	2	0
BERRYHILL, Ralph (R) .. 60	6	0	1	0	.167	0	0	0	0

CAREER HITTING TOTALS (continued)

	AT-BAT	RUNS	HITS	RBI'S	BATTING AVERAGE	2B	3B	HR	SB
BISHOP, Marty (R) .. 73-75	138	15	33	22	.239	7	1	1	7
BLACK, Collier (L) .. 71	1	0	0	0	.000	0	0	0	0
BLANTON, Skeeter (R) .. 62	5	1	1	0	.200	0	0	0	0
BLIZZARD, Danny (R) .. 76	162	20	39	22	.241	10	0	2	3
BOSTIC, Larry (R) .. 66	2	0	0	0	.000	0	0	0	0
BOWEN, Sam (R) .. 73-74	344	95	104	73	.302	22	11	14	34
BRADLEY, John (S) .. 72-73	141	20	33	17	.234	3	1	0	5
BRANAM, Darrell (R) .. 73-75	349	65	95	63	.272	14	0	8	8
BRIDGES, Bud (R) .. 63-64	29	5	6	3	.207	1	0	0	2
BROCK, Joe (R) .. 60	32	3	6	2	.188	0	0	0	3
BROWN, Bill (R) .. 67	59	5	11	3	.186	0	0	0	1
BROWN, Tommy (R) .. 68	9	2	2	2	.222	0	1	0	0
BUSH, Buddy (R) .. 64	75	10	20	12	.270	4	2	1	2
CHADWICK, Dan (R) .. 71-74	20	2	5	1	.250	0	0	0	0
CHITTY, Steve (R) .. 60-62	157	22	29	13	.185	0	1	0	9
CLARINGTON, Larry (R) .. 75-77	2	0	0	0	.000	0	0	0	0
COMER, Murray (R) .. 55	7	0	2	--	.286	--	--	--	--

CAREER HITTING TOTALS (continued)

	AT-BAT	RUNS	HITS	RBI'S	BATTING AVERAGE	2B	3B	HR	SB
COURTNEY, Craig (L) .. 69&71-72	430	86	142	94	.330	31	12	8	18
COWART, Eddie (L) .. 72	115	19	37	17	.322	5	0	0	7
CRAWFORD, Steve (L) .. 67-70	445	93	133	70	.299	28	8	4	64
CREEL, Robert (R) .. 63-65	158	20	28	18	.177	4	1	1	4
CULLER, Madison (R) .. 64	1	0	0	0	.000	0	0	0	0
DACUS, Delane (R) .. 73	1	0	0	0	.000	0	0	0	0
DARDEN, Dan (R) .. 74-75	329	70	113	44	.343	16	8	5	32
DAVID, James (R) .. 59	23	0	2	0	.087	--	-	-	--
DEATON, Ed (L) .. 55-56	67	9	17	--	.254	--	-	-	--
DEAVOURS, George (R) .. 63	29	3	8	2	.273	0	2	0	1
DeLANEY, Gerald* (R) .. 57&60	98	11	28	7	.286	4	1	0	5
DeLOACH, R.S. (L) .. 67-68	11	1	1	0	.091	0	0	0	0
°DeMERSSEMAN, David (R) .. 76-77	328	68	99	55	.302	23	2	2	27
DENNIS, Jerry (L) .. 72&74	59	7	11	6	.186	4	0	0	1
DEVANE, Jimmy (R) .. 56	1	0	0	--	.000	--	0	0	--
DEVANE, Jimmy (R) .. 68-70	27	4	7	3	.259	0	0	0	3
DeVIVO, Angelo (R) .. 61-63&65	226	45	65	52	.288	6	7	2	8

CAREER HITTING TOTALS (continued)

	AT-BAT	RUNS	HITS	RBI'S	BATTING AVERAGE	2B	3B	HR	SB
DIXON, Joe (R) .. 61	75	14	22	10	.293	1	1	1	3
ELDER, DeWayne (R) .. 67-68	150	21	33	17	.220	6	1	0	8
EMERT, Allen (R) .. 68	0	2	0	2	.000	0	0	0	0
ETHREDGE, Buck* (L) .. 59-60	118	19	36	30	.305	1	1	2	1
EVANS, Lindy (R) .. 62-65	185	27	52	22	.281	5	2	0	3
FAULKNER, Hansel* (R) .. 59-60&68	133	29	31	11	.233	1	2	0	16
FEIST, Vic (L) .. 75-76	3	0	1	0	.333	0	0	0	0
FELTS, Gene (R) .. 71-74	730	162	238	121	.326	34	18	19	67
FERRERA, Tony (R) .. 74-75	1	0	0	0	.000	0	0	0	0
FIELDS, Terry (R) .. 70-73	438	59	103	55	.235	11	6	6	19
FIKE, Dennis (L) .. 64-67	356	56	99	56	.278	10	9	4	5
FISHER, Eddie (R) .. 66-69	97	7	19	7	.196	2	1	0	0
FITE, Skip (L) .. 76-77	413	113	141	43	.341	17	4	1	48
FORAN, Foster (R) .. 74-75	161	19	45	33	.280	7	2	3	2
FORTENBERRY, Billy (R) .. 77	194	31	62	38	.320	10	1	2	1
FORTNER, Ron (R) .. 65-68	101	13	14	10	.139	5	1	2	0
FOWLER, Bruce (S) .. 77	167	40	55	22	.329	11	2	1	6

CAREER HITTING TOTALS (continued)

	AT-BAT	RUNS	HITS	RBI'S	BATTING AVERAGE	2B	3B	HR	SB
GABLE, Bill (R) .. 65-66	17	2	1	0	.059	0	0	0	0
GEORGE, Joe (R) .. 62-63	45	5	13	6	.289	1	0	0	0
GEORGE, Noel (R) .. 55&57	75	18	25	--	.333	--	-	-	--
GIDDENS, Gary (R) .. 75-76	33	7	5	7	.152	0	0	0	0
GOLDEN, Al (R) .. 70-73	204	22	46	22	.225	4	5	1	4
GRANT, Jim (L) .. 65-66	31	8	10	5	.323	0	0	0	0
GRAY, Gene (R) .. 55-56	88	21	28	--	.318	--	-	-	--
GREEN, Bob (R) .. 55	36	9	12	--	.333	--	-	-	--
GREENHALGH, Jeff (L) .. 74-76	446	83	116	89	.260	8	5	21	9
GREENWALD, Jerry (L) .. 60-61	24	0	4	2	.167	0	0	0	0
°GRIFFIN, Keith (R) .. 77	181	31	47	36	.260	9	1	2	9
GRIFFIS, Willard* (R) .. 58-60	69	10	15	4	.217	0	0	0	10
GRUHL, Gordie (R) .. 70	0	2	0	0	.000	0	0	0	0
JAMES, Bennie (L) .. 57	10	1	2	--	.200	--	-	-	--
JARVIS, A.J. (R) .. 57	9	1	1	--	.111	--	-	-	--
JENNINGS, James (L) .. 60	35	11	11	3	.314	4	4	0	7
JOHNSON, Jerry (R) .. 61	15	1	2	0	.133	0	0	0	0

CAREER HITTING TOTALS (continued)

	AT-BAT	RUNS	HITS	RBI'S	BATTING AVERAGE	2B	3B	HR	SB
JOHNSON, Tommy (R) .. 63-66	239	51	64	30	.268	8	5	3	7
JOINER, Garmon (R) .. 56	2	0	0	0	.000	0	0	0	0
JONES, Harry (R) .. 68-71	335	47	91	45	.272	12	3	8	14
JONES, Kim (L) .. 75-76	91	18	21	14	.231	4	2	1	15
JONES, Steve (L) .. 72-73	239	37	73	30	.305	6	3	0	8
HAHN, Lark (R) .. 73-74	14	4	5	3	.357	0	0	0	1
HALL, Chip (R) .. 70	4	0	1	1	.250	0	0	0	0
HALL, Jimmy (R) .. 69-71	85	18	17	15	.200	0	0	0	9
HAMPTON, Mike* (R) .. 58-59	25	4	3	4	.120	--	-	-	--
HANCOCK, Jerry (R) .. 59	1	0	0	0	.000	--	-	-	--
HAND, Robert (R) .. 63	2	0	0	0	.000	0	0	0	0
HARRINGTON, Jimmy* (R) .. 59-60	25	3	6	2	.240	0	0	0	1
HASSELL, Andy (R) .. 70-73	19	2	3	6	.158	1	0	0	3
HATCHER, Marvin (R) .. 55-56&58	34	11	8	--	.235	--	-	-	--
HATHAWAY, Jim (R) .. 57-58	5	0	0	--	.000	--	-	-	--
HAY, Bill (R) .. 58	2	0	0	--	.000	--	-	-	--
HEARN, Bill (R) .. 64	17	3	3	2	.176	1	0	0	0
HERNDON, Eddie (S) .. 58	17	2	5	--	.294	--	-	-	--

CAREER HITTING TOTALS (continued)

	AT-BAT	RUNS	HITS	RBI'S	BATTING AVERAGE	2B	3B	HR	SB
HICKS, Jimmy (R) .. 61-62	55	6	6	5	.109	0	0	0	1
HILL, Ashley (R) .. 55-58	81	16	20	--	.247	--	-	-	--
JUDGES, Preston (R) .. 62-63	20	1	2	0	.100	0	0	0	1
HUDSON, Herman (R) .. 61-64	117	14	19	7	.162	0	0	0	1
HULSEY, Dewey (R) .. 59	38	4	6	1	.158	--	-	-	--
HUNNICUTT, Kermit (R) .. 62	39	2	8	-	.205	0	0	0	0
HUTCHERSON, Tommy (R) .. 65-66	54	6	16	4	.296	0	0	0	3
HUXFORD, Bill (R) .. 71	29	4	5	2	.172	0	0	0	2
HYSLER, Larry (R) .. 68-70	309	35	75	35	.243	15	2	3	19
KEADLE, Lavon (R) .. 75	0	1	0	0	.000	0	0	0	0
KEBLER, Steve (R) .. 60	28	2	5	2	.179	1	0	0	0
KILMER, Mark (R) .. 71	1	0	0	0	.000	0	0	0	0
KISER, Spence (L) .. 67-70	340	75	99	35	.291	8	7	1	24
KNIGHT, Jack (R) .. 55	35	11	5	--	.143	--	-	-	--
LAMPHIER, Bob (L) .. 65-66	160	19	35	17	.219	5	3	2	13
LEACH, Dale (R) .. 77	120	19	33	29	.275	4	0	2	3
LEE, Greg (L) .. 70-71	109	10	17	13	.156	1	1	0	2

CAREER HITTING TOTALS (continued)

	AT-BAT	RUNS	HITS	RBI'S	BATTING AVERAGE	2B	3B	HR	SB
LeFILES, Marty (R) .. 72-74	22	4	4	3	.182	0	0	1	0
LINGENFELTER, Bob (R) .. 71	2	0	0	1	.000	0	0	0	0
LONG, Bill (R) .. 55	32	6	7	--	.219	--	-	-	--
McDIFFITT, Steve (R) .. 74-77	1	0	0	0	.000	0	0	0	0
McELVEY, Bob (R) .. 55&57	33	9	6	--	.182	--	-	-	--
McGOWAN, Sam (R) .. 55	1	0	0	--	.000	--	-	-	--
McINTYRE, Johnny (R) .. 60-62	191	33	48	19	.251	4	0	0	29
McLENDON, Hodges (L) .. 76-77	1	0	0	0	.000	0	0	0	0
McLEOD, John (L) .. 56	38	4	10	--	.263	--	-	-	--
McQUAIG, Roy (L) .. 55	38	12	15	--	.395	--	-	-	--
°MAINI, Keith (R) .. 77	88	21	17	14	.193	4	0	0	5
MASSEY, Larry (R) .. 55	7	3	2	--	.286	--	-	-	--
MEREDITH, Larry (L) .. 68-69	220	51	67	38	.305	18	3	2	17
METZGER, Phil (R) .. 69	5	0	1	0	.200	0	0	0	0
MIDDLETON, Eddie (R) .. 66-69	66	3	12	4	.182	0	1	0	0
MOBLEY, Emory* (R) .. 55-57&59-60	184	38	42	8	.228	1	0	1	1
MONTGOMERY, Paul (R) .. 70	20	4	3	1	.150	2	0	0	0

CAREER HITTING TOTALS (continued)

	AT-BAT	RUNS	HITS	RBI'S	BATTING AVERAGE	2B	3B	HR	SB
MOORE, Ray (R) .. 59	10	1	0	0	.000	--	-	-	--
MURRAY, Niles (L) .. 73	6	1	1	0	.167	0	0	0	1
MUSASHE, Vince (R) .. 73-75	76	12	15	10	.197	0	0	0	2
NASWORTHY, Ron (R) .. 71	16	3	5	5	.313	0	1	0	0
NORMAN, Jerry (R) .. 60-63	140	14	22	9	.157	1	0	0	4
NOSSICK, John (L) .. 55	8	2	2	--	.250	--	-	-	--
PARSONS, Bill (R) .. 74-75	66	15	14	5	.212	1	0	0	8
PEARSON, Lamar* (R) .. 58-59&61	82	13	20	6	.244	0	0	0	0
PERRY, Mike (L) .. 61-62&64-65	234	24	52	28	.222	5	2	1	8
PETERS, Ray (R) .. 64-65	67	8	16	11	.239	2	2	0	0
PETROVICH, Dan (L) .. 66-69	103	7	22	12	.214	0	0	3	1
PETTY, Bill (L) .. 74-77	63	15	9	4	.143	1	0	1	5
PITCOCK, Ronnie (R) .. 72	32	8	8	8	.250	1	1	1	5
PRITCHETT, Jimmy (R) .. 63-64	59	6	12	10	.203	3	1	1	0
PURDY, Ken (L) .. 75-77	54	16	10	4	.185	1	0	0	3
PURDY, Leroy (L) .. 69-72	98	15	24	14	.245	3	0	2	0
PURVIS, Johnny (R) .. 57-58	46	6	12	--	.261	--	-	-	--

CAREER HITTING TOTALS (continued)

	AT-BAT	RUNS	HITS	RBI'S	BATTING AVERAGE	2B	3B	HR	SB
RALEY, Jack (R) .. 64-66	228	28	51	27	.224	10	4	1	2
RAULERSON, Kelly (L) .. 61-63	34	7	4	4	.118	1	1	0	0
REEVES, Pete (R) .. 74-75	166	29	35	8	.211	3	0	0	7
REGISTER, Jerome (R) .. 73-74	291	60	95	63	.326	13	6	2	20
RITCH, Bobby (R) .. 63&66	25	5	5	3	.200	0	0	0	0
ROBINSON, Jimmy (R) .. 65	9	2	1	3	.111	0	0	1	0
ROCKER, Jake (L) .. 63	1	0	0	0	.000	0	0	0	0
ROMINGER, Steve (R) .. 69-72	528	52	124	70	.235	22	1	6	3
ROQUEMORE, Jim (R) .. 74	7	1	3	2	.429	0	0	0	0
ROWE, Jack (R) .. 57-58	13	3	1	--	.077	--	-	-	--
SHEFFIELD, Charles (R) .. 56	10	1	3	--	.300	--	-	-	--
SHIPMAN, Marcus (R) .. 62	30	3	7	6	.233	0	0	0	3
°SHUMAN, Bart (L) .. 76-77	216	16	56	36	.259	1	4	1	3
SIMPSON, Bobby (L) .. 67-68	187	17	38	26	.203	4	3	1	4
SIMPSON, Rusty (R) .. 69-72	373	49	95	51	.255	14	3	2	3
SLOAN, Bobby (R) .. 68	17	4	3	2	.176	0	0	0	2
SMITH, Dick (R) .. 56	20	4	8	--	.400	--	-	-	--
°SMITH, Ken (R) .. 77	81	14	27	21	.333	2	2	3	2

CAREER HITTING TOTALS (continued)

	AT-BAT	RUNS	HITS	RBI'S	BATTING AVERAGE	2B	3B	HR	SB
OPGIUS, Steve (R) .. 70	31	0	6	1	.194	0	0	0	0
SPECK, Bobby (R) .. 62-64	178	44	49	24	.275	2	4	1	24
SPECK, Claude (R) .. 66-68	288	70	88	13	.306	14	1	0	74
SPRUILL, Dudley (R) .. 71-73	66	14	16	6	.242	1	0	0	1
STARLING, Ralph (R) .. 73-74	42	4	9	2	.214	1	0	0	0
STEPHENSON, Hugh (R) .. 56	16	1	2	--	.125	--	-	-	--
STUDDARD, Jerry (R) .. 59	4	0	0	0	.000	0	0	0	0
SULLIVAN, Richard (L) .. 76-77	2	0	0	0	.000	0	0	0	0
SUMMERS, Wally (R) .. 62	27	5	8	2	.296	0	0	0	0
SUMNER, Frank (L) .. 72-73	383	68	112	32	.292	12	2	1	14
SUMNER, Steve (R) .. 74-75	235	33	58	26	.247	6	1	0	7
TARPLEY, Joe* (R) .. 56-59	125	24	32	9	.256	--	-	-	--
TAYLOR, Dave (R) .. 75-76	318	68	95	39	.299	11	1	4	9
TAYLOR, Sonny (R) .. 60	23	2	4	1	.174	0	0	0	2
THOMAS, Tommy* (R) .. 59-62	265	49	84	39	.317	6	4	2	18
THORNTON, Joe (R) .. 66-69	147	34	30	5	.204	5	1	0	15
TOOLE, Jack (R) .. 68-69	196	24	53	39	.270	16	0	3	8

CAREER HITTING TOTALS (continued)

	AT-BAT	RUNS	HITS	RBI'S	BATTING AVERAGE	2B	3B	HR	SB
TRIPP, Bobby (R) .. 70-73	632	126	191	76	.302	24	6	0	29
TWITTY, Vernon (R) .. 67	14	3	4	2	.286	1	1	0	1
TYLER, Billy (L) .. 76-77	38	5	8	9	.211	3	1	2	0
TYSON, Billy (R) .. 66	1	0	0	0	.000	0	0	0	0
VANN, Richard (L) .. 68-71	18	0	4	0	.222	0	0	0	1
VICK, Paul (L) .. 66	10	1	1	0	.100	0	0	0	0
°VIERS, Craig (L) .. 75-77	540	105	170	103	.315	31	11	7	42
WADE, Zack (L) .. 65-67	152	30	48	30	.316	8	2	2	0
°WALL, Jimmy (R) .. 77	11	1	1	1	.091	1	0	0	0
WASHINGTON, Chip (R) .. 56-57	23	1	2	--	.087	--	-	-	--
WATSON, Billy (R) .. 56	4	0	0	--	.000	--	-	-	--
WEBB, Warner (R) .. 63	44	8	14	5	.318	2	3	0	3
WHITE, Bob (R) .. 72-73	93	16	24	13	.258	5	0	1	4
WHITE, Duane (R) .. 67-68	14	2	2	1	.143	0	0	0	0
°WHITEHEAD, Cecil (R) .. 76-77	216	64	73	61	.338	12	6	10	13
WHITESIDE, Jim (R) .. 64	2	0	0	0	.000	0	0	0	0
WHITLEY, Steve (R) .. 72	4	1	1	0	.000	0	0	0	0

CAREER HITTING TOTALS (continued)

	AT-BAT	RUNS	HITS	RBI'S	BATTING AVERAGE	2B	3B	HR	SB
WILBURN, Buddy (R) .. 58	9	0	3	--	.333	--	-	-	--
WILEY, Larry (R) .. 69	7	2	1	0	.143	0	0	0	0
WILLIAMS, Robby (R) .. 69	3	3	0	0	.000	0	0	0	0
WILSON, Joe* (L) .. 56-57&59	58	6	10	0	.172	--	-	-	--
WINTERS, Doug (L) .. 61	11	3	3	0	.273	0	0	0	1
WOOD, Ben (R) .. 57-58	20	2	5	--	.250	--	-	-	--
WRIGHT, Sparky (R) .. 68	11	4	7	4	.636	2	0	0	3

NOTE: °denotes a currently active player. *denotes that only partial statistics are available re: runs-batted-in, doubles, triples, home runs, and stolen bases. -- denotes that no statistics are available for this category. Only at-bats, runs, and hits are available for the 1955 through 1958 seasons. Only at-bats, runs, hits, and runs-batted-in are available for the 1959 season. The seasons of 1955-1956-1957-1958-1959 and 1961 are as complete as the available data. Scorebooks from the 1955 through the 1972 seasons are very difficult to read, and unfortunately do not demonstrate the best in score-keeping methods.



Moose Greenhalgh



PITCHERS

VALDOSTA STATE
1955--1977
PITCHING HIGHLIGHTS

PERFECT GAME:

Leroy Purdy vs Shorter April 13, 1970 5-0

NO-HITTER:

Eddie Fisher vs Armstrong State April 1, 1969 7-1
 Steve Sorgius vs Shorter April 13, 1970 7-0
 Dan Darden vs Mercer-Atlanta March 21, 1974 1-0

ONE-HITTER:

Steve Kebler vs Oglethorpe April 20, 1960 1-0
 Ray Peters vs Berry May 2, 1964 0-2
 Eddie Middleton vs DePauw March 13, 1966 1-0
 Ron Fortner vs Berry April 16, 1966 0-1
 Eddie Fisher vs Berry April 16, 1966 5-0
 Duane White vs David Lipscomb March 22, 1967 2-0
 Ron Nasworthy vs DePauw March 27, 1971 1-0
 Lee Daney vs Morris Harvey March 17, 1973 1-0
 *Sam Bowen vs Malone June 2, 1973 2-0
 Dan Chadwick vs Mercer April 4, 1974 3-0
 Larry Clarington vs Rose-Hulman March 11, 1977 9-1
 Mike Raines vs Rose-Hulman March 12, 1977 9-1
 Jimmy Wall vs Armstrong State April 1, 1977 7-0

SHUT-OUTS:

Marvin Hatcher vs Piedmont -- - 1955 6-0
 Marvin Hatcher vs Oglethorpe -- - 1955 7-0

 Buck Ethredge vs Berry -- - 1959 11-0
 Buck Ethredge vs Berry -- - 1959 8-0
 Buck Ethredge vs Jacksonville -- - 1959 4-0

 Steve Kebler vs West Georgia -- - 1960 4-0
 Buck Ethredge vs West Georgia -- - 1960 3-0
 Steve Kebler vs Georgia State -- - 1960 3-0
 Buck Ethredge vs Georgia State -- - 1960 8-0
 Buck Ethredge vs Berry -- - 1960 8-0

 Mike Perry vs Mercer -- - 1961 8-0
 Mike Perry vs Berry -- - 1961 2-0

 Herman Hudson vs Vanderbilt -- - 1962 2-0

 Herman Hudson vs Piedmont -- - 1963 12-0

NOTE: other shut-outs are mentioned in the perfect game, no-hitter, and one-hitter sections. Only one-pitcher shut-outs are mentioned in the shut-out section.

PITCHING HIGHLIGHTS (continued)

Mike Perry	vs	Stetson	--	-	1964	12-0
Herman Hudson	vs	Piedmont	--	-	1964	8-0
Ray Peters	vs	Shorter	--	-	1964	1-0
Mike Perry	vs	Mercer	--	-	1964	2-0
Mike Perry	vs	Erskine	--	-	1965	1-0
Ron Fortner	vs	Erskine	--	-	1965	1-0
Ron Fortner	vs	Shorter	--	-	1965	13-0
*Mike Perry	vs	West Georgia	--	-	1965	1-0
Eddie Fisher	vs	Florida Southern	--	-	1966	1-0
Eddie Fisher	vs	Mercer	--	-	1966	8-0
Danny Petrovich	vs	Armstrong State	--	-	1968	6-0
Danny Petrovich	vs	Berry	--	-	1968	2-0
Eddie Fisher	vs	SIU-Edwardsville	--	-	1969	4-0
Eddie Fisher	vs	Jacksonville	--	-	1969	6-0
Danny Petrovich	vs	Armstrong State	--	-	1969	5-0
Eddie Fisher	vs	Berry	--	-	1969	1-0
Danny Petrovich	vs	Berry	--	-	1969	6-0
*Danny Petrovich	vs	Ouachita Baptist	--	-	1969	3-0
Rusty Simpson	vs	Marian	--	-	1970	3-0
Steve Sorgius	vs	Armstrong State	--	-	1970	16-0
Rusty Simpson	vs	Armstrong State	--	-	1970	13-0
Leroy Purdy	vs	Berry	--	-	1970	2-0
Rusty Simpson	vs	Georgia Southwestern	--	-	1970	2-0
Ronald Bennett	vs	DePauw	--	-	1971	9-0
Leroy Purdy	vs	Erskine	--	-	1971	4-0
Rusty Simpson	vs	Erskine	--	-	1971	5-0
Rusty Simpson	vs	Piedmont	--	-	1971	7-0
Ron Nasworthy	vs	Jacksonville	--	-	1971	2-0
Ronald Bennett	vs	Erskine	--	-	1972	3-0
Ronald Bennett	vs	Georgia State	--	-	1972	8-0
Leroy Purdy	vs	Georgia Southwestern	--	-	1972	18-0
Marty LeFiles	vs	Piedmont	--	-	1972	9-0
*Leroy Purdy	vs	Ouachita Baptist	--	-	1972	13-0
Rick Bowers	vs	DePauw	--	-	1973	8-0
Lee Daney	vs	Southern Tech	--	-	1973	3-0
Andy Hassell	vs	Southern Tech	--	-	1973	9-0
Pat Arnett	vs	Washington & Lee	--	-	1973	7-0
Dan Chadwick	vs	Oglethorpe	--	-	1973	15-0
Dan Chadwick	vs	Georgia Southwestern	--	-	1973	6-0
*Pat Arnett	vs	David Lipscomb	--	-	1973	1-0
*Sam Bowen	vs	Birmingham Southern	--	-	1973	2-0

NOTE: other shut-outs are mentioned in the perfect game, no-hitter, and one-hitter sections. Only one-pitcher shut-outs are mentioned in the shut-out section.

PITCHING HIGHLIGHTS (continued)

Rick Bowers	vs	Morris Harvey	--	-	1974	10-0
Bill Petty	vs	Southern Tech	--	-	1974	8-0
Dan Chadwick	vs	Augusta	--	-	1974	4-0
Rick Bowers	vs	Augusta	--	-	1974	3-0
Bill Petty	vs	Armstrong State	--	-	1974	8-0
Steve McDuffitt	vs	Augusta	--	-	1974	6-0
Bill Petty	vs	°Augusta	--	-	1974	1-0
Bill Petty	vs	Macalester	--	-	1975	6-0
Gary Giddens	vs	West Georgia	--	-	1975	3-0
Gary Giddens	vs	Armstrong State	--	-	1975	1-0
Larry Clarington	vs	Southern Tech	--	-	1975	5-0
Steve McDuffitt	vs	Morris Harvey	--	-	1976	3-0
Bill Petty	vs	Morris Harvey	--	-	1976	7-0
Richard Sullivan	vs	Illinois Benedictine	--	-	1976	7-0
Bill Petty	vs	Tennessee	--	-	1976	8-0
Hodges McLendon	vs	Ft. Valley State	--	-	1976	5-0
Bill Petty	vs	Augusta	--	-	1976	6-0
Steve McDuffitt	vs	Armstrong State	--	-	1976	6-0
Billy Tyler	vs	Rose-Hulman	--	-	1977	7-0
Steve McDuffitt	vs	Armstrong State	--	-	1977	1-0
Richard Sullivan	vs	Armstrong State	--	-	1977	8-0
Jimmy Wall	vs	West Georgia	--	-	1977	9-0
Steve McDuffitt	vs	Southern Tech	--	-	1977	9-0
Richard Sullivan	vs	Southern Tech	--	-	1977	6-0

NOTE: other shut-outs are mentioned in the perfect game, no-hitter, and one-hitter sections. Only one-pitcher shut-outs are mentioned in the shut-out section. *denotes a tournament game. °Ricky Brown of Augusta no-hit VSC, but Bill Petty picked-up the shut-out win for the Blazers.



Rusty Simpson

*ALVAREZ, SCOTT .. CHICO .. 1977 .. RIGHT .. Leesburg, Ga.




	G	IP	H	R	ER	BB	SO	W-L	ERA
1977 ..	1	0.1	5	6	3	1	0	0-0	81.00
TOTALS	1	0.1	5	6	3	1	0	0-0	81.00

ARCHER, MIKE .. 1972 .. RIGHT .. St. Mary's, Ga.



	G	IP	H	R	ER	BB	SO	W-L	ERA
1972 ..	5	13	15	6	6	3	5	0-0	4.15
TOTALS	5	13	15	6	6	3	5	0-0	4.15

ARNETT, PAT .. 1973 .. RIGHT .. North Florida JC .. Jacksonville, Fla.



ARNETT

	G	IP	H	R	ER	BB	SO	W-L	ERA
1973 ..	17	117.2	94	40	26	52	98	8-4	1.99
TOTALS	17	117.2	94	40	26	52	98	8-4	1.99

BAILEY, ROBERT .. 1961 .. RIGHT .. Spartansburg (S.C.) JC .. Vienna, Ga.



	G	IP	H	R	ER	BB	SO	W-L	ERA
1961 ..	4	29.2	28	21	12	19	10	2-2	3.64
TOTALS	4	29.2	28	21	12	19	10	2-2	3.64

BASSETT, CARLTON .. KNAT .. 1975 .. RIGHT .. Thomasville, Ga.



	G	IP	H	R	ER	BB	SO	W-L	ERA
1975 ..	4	8	9	4	4	2	4	0-1	4.50
TOTALS	4	8	9	4	4	2	4	0-1	4.50

BEALE, CHUCK .. 1976-1977 .. RIGHT .. Middle Georgia JC .. Macon, Ga.



	G	IP	H	R	ER	BB	SO	W-L	ERA
1976 ..	9	21	20	6	5	9	14	3-0	2.14
1977 ..	22	41.2	44	21	13	19	21	2-2	2.81
TOTALS	31	62.2	64	27	18	28	35	5-2	2.58

BENNETT, RONALD .. 1971-1972 .. LEFT .. Brewton-Parker JC .. Jesup, Ga.




	G	IP	H	R	ER	BB	SO	W-L	ERA
1971 ..	12	68.1	61	32	20	14	61	6-2	2.64
1972 ..	14	96.2	93	36	23	18	71	8-4	2.14
TOTALS	26	165	154	68	43	32	132	14-6	2.35

BLACK, COLLIER .. 1971 .. RIGHT .. Albany, Ga.



	G	IP	H	R	ER	BB	SO	W-L	ERA
1971 ..	5	8	15	14	7	4	7	1-0	7.88
TOTALS	5	8	15	14	7	4	7	1-0	7.88

BOWEN, SAM .. 1973-1974 .. RIGHT .. Brunswick JC .. Brunswick, Ga.



BOWEN

	G	IP	H	R	ER	BB	SO	W-L	ERA
1973 ..	7	41	24	11	5	20	58	3-2	1.10
1974 ..	3	17.1	20	10	8	13	21	2-1	4.15
TOTALS	10	58.1	44	21	13	33	79	5-3	2.01

BOWERS, RICK .. 1973-1974 .. RIGHT .. Brewton-Parker JC .. Tifton, Ga.



BOWERS

	G	IP	H	R	ER	BB	SO	W-L	ERA
1973 ..	9	34.1	28	8	6	21	18	3-0	1.57
1974 ..	9	50	36	11	5	27	25	6-0	0.90
TOTALS	18	84.1	64	19	11	48	43	9-0	1.17

BROWN, TOMMY .. 1968 .. RIGHT .. Moultrie, Ga.



	G	IP	H	R	ER	BB	SO	W-L	ERA
1968 ..	2	4.2	1	1	1	4	4	1-0	1.93
TOTALS	2	4.2	1	1	1	4	4	1-0	1.93

CHADWICK, DAN .. TOAD .. 1971-1974 .. RIGHT .. East Gary, Ind.



CHADWICK

	G	IP	H	R	ER	BB	SO	W-L	ERA
1971 ..	5	24	16	6	2	8	20	2-1	0.75
1972 ..	8	30	45	24	20	7	20	3-3	6.00
1973 ..	9	55.2	44	18	12	19	48	6-0	1.94
1974 ..	10	57.2	53	25	20	28	21	3-3	3.12
TOTALS	32	167.1	158	73	54	62	109	14-7	2.90

*CLARINGTON, LARRY .. 1975-1977 .. LEFT .. Perry, Ga.



CLARINGTON

	G	IP	H	R	ER	BB	SO	W-L	ERA
1975 ..	13	54.1	38	18	10	31	28	5-1	1.66
1976 ..	5	20.2	18	6	5	15	7	1-1	2.18
1977 ..	7	20.1	15	15	11	17	19	1-0	4.87
TOTALS	25	95.1	71	39	26	63	54	7-2	2.45

CRAWFORD, STEVE .. 1967-1970 .. LEFT .. Lake City, Fla.




	G	IP	H	R	ER	BB	SO	W-L	ERA
1970 ..	1	6	2	0	0	4	4	1-0	0.00
TOTALS	1	6	2	0	0	4	4	1-0	0.00

CULLER, JOHN .. MADISON .. 1964 .. RIGHT .. Lexington, Ky.



	G	IP	H	R	ER	BB	SO	W-L	ERA
1964 ..	2	4.2	6	4	2	3	2	0-0	3.85
TOTALS	2	4.2	6	4	2	3	2	0-0	3.85

DACUS, DELANE .. 1973 .. RIGHT .. Brewton-Parker JC .. Phenix City, Ala.



DACUS

	G	IP	H	R	ER	BB	SO	W-L	ERA
1973 ..	8	25.1	27	15	5	17	20	0-1	1.78
TOTALS	8	25.1	27	15	5	17	20	0-1	1.78

DANEY, LEE .. 1973 .. RIGHT .. Clark, N.J.



DANEY

	G	IP	H	R	ER	BB	SO	W-L	ERA
1973 ..	14	89	59	26	21	47	65	8-6	2.12
TOTALS	14	89	59	26	21	47	65	8-6	2.12

DARDEN, DAN .. DEACON .. 1974-1975 .. RIGHT .. Middle Georgia JC .. Macon, Ga.



DARDEN


	G	IP	H	R	ER	BB	SO	W-L	ERA
1974 ..	13	69.2	48	32	17	42	56	7-2	2.19
1975 ..	1	4.1	2	3	1	7	3	0-0	2.08
TOTALS	14	74	50	35	18	49	59	7-2	2.19

DIXON, JOE .. 1961 .. RIGHT .. Alapaha, Ga.



	G	IP	H	R	ER	BB	SO	W-L	ERA
1961 ..	1	2.1	3	3	3	1	1	0-0	11.59
TOTALS	1	2.1	3	3	3	1	1	0-0	11.59

ETHREDGE, BUCK .. 1959-1960 .. RIGHT .. ABAC .. Leary, Ga.



	G	IP	H	R	ER	BB	SO	W-L	ERA
1959 ..	9	--	-	-	--	--	--	6-3	---
1960 ..	8	64.1	37	13	9	11	67	7-1	1.26
TOTALS	17	64.1	37	13	9	11	67	13-4	1.26

JOHNSON, TOMMY .. 1963-1966 .. RIGHT .. Valdosta, Ga.



	G	IP	H	R	ER	BB	SO	W-L	ERA
1963 ..	7	36	49	49	30	22	13	1-3	7.50
TOTALS	7	36	49	49	30	22	13	1-3	7.50

KEADLE, LAVON .. GOOSE .. 1975 .. RIGHT .. Pavo, Ga.



KEADLE


	G	IP	H	R	ER	BB	SO	W-L	ERA
1975 ..	7	42.1	39	20	16	21	23	3-1	3.40
TOTALS	7	42.1	39	20	16	21	23	3-1	3.40

KEBLER, STEVE .. 1960 .. RIGHT .. Pontiac, Mich.



	G	IP	H	R	ER	BB	SO	W-L	ERA
1960 ..	10	79	52	20	17	24	75	7-3	1.93
TOTALS	10	79	52	20	17	24	75	7-3	1.93

KNIGHT, JACK .. 1955 .. RIGHT .. Ray City, Ga.



	G	IP	H	R	ER	BB	SO	W-L	ERA
1955 ..	-	--	-	-	--	--	--	1-0	---
TOTALS	-	--	-	-	--	--	--	1-0	---

LEACH, DALE .. 1977 .. RIGHT .. Gainesville, Fla.



	G	IP	H	R	ER	BB	SO	W-L	ERA
1977 ..	3	18.1	24	13	5	8	11	1-1	2.45
TOTALS	3	18.1	24	13	5	8	11	1-1	2.45

HASSELL, ANDY .. 1970-1973 .. RIGHT .. Athens, Ga.



HASSELL


	G	IP	H	R	ER	BB	SO	W-L	ERA
1970 ..	6	12.1	11	11	6	14	6	0-2	2.76
1971 ..	4	8.1	7	9	3	7	5	0-0	3.25
1972 ..	10	39.1	35	23	14	26	25	3-2	3.21
1973 ..	13	64.1	58	25	11	25	48	7-1	1.54
TOTALS	33	124.1	111	68	34	72	84	10-5	2.46

HATCHER, MARVIN .. 1955-56&1958 .. RIGHT .. Columbus, Ga.




	G	IP	H	R	ER	BB	SO	W-L	ERA
1955 ..	-	--	-	-	--	--	--	3-2	---
1956 ..	-	--	-	-	--	--	--	2-5	---
1958 ..	-	--	-	-	--	--	--	1-1	---
TOTALS	-	--	-	-	--	--	--	6-8	---

HUDSON, DENNIS .. HERMAN .. 1961-1964 .. RIGHT .. Gainesville, Ga.



	G	IP	H	R	ER	BB	SO	W-L	ERA
1961 ..	9	56.1	60	45	29	18	27	2-5	4.63
1962 ..	8	50.2	52	24	19	16	17	4-2	3.38
1963 ..	8	58.2	60	37	29	20	26	3-4	4.45
1964 ..	7	55	48	23	12	15	23	2-4	1.96
TOTALS	32	220.2	220	129	89	69	93	11-15	3.63

HUNNICUTT, KERMIT .. 1962 .. RIGHT .. Moultrie, Ga.



	G	IP	H	R	ER	BB	SO	W-L	ERA
1962 ..	1	9	6	2	1	0	3	0-1	1.00
TOTALS	1	9	6	2	1	0	3	0-1	1.00

JOHNSON, JERRY .. 1961 .. RIGHT .. Pelham, Ga.



	G	IP	H	R	ER	BB	SO	W-L	ERA
1961 ..	4	10.2	10	6	4	1	2	1-1	3.37
TOTALS	4	10.2	10	6	4	1	2	1-1	3.37

FEIST, VIC .. 1975-1976 .. LEFT .. Brewton-Parker JC .. Medina, Ohio



FEIST

	G	IP	H	R	ER	BB	SO	W-L	ERA
1975 ..	4	19	9	6	2	12	11	2-0	0.95
1976 ..	3	1.2	3	0	0	0	1	0-0	0.00
TOTALS	7	20.2	12	6	2	12	12	2-0	0.87

FERRERA, TONY .. TATER .. 1974-1975 .. RIGHT .. Lewiston, Idaho



FERRERA

	G	IP	H	R	ER	BB	SO	W-L	ERA
1974 ..	3	2	3	1	1	2	1	0-0	4.50
1975 ..	9	46.1	43	20	12	23	32	5-1	2.33
TOTALS	12	48.1	46	21	13	25	33	5-1	2.42

FISHER, EDDIE .. FISH .. 1966-1969 .. RIGHT .. Federalsburg, Md.



	G	IP	H	R	ER	BB	SO	W-L	ERA
1966 ..	10	74	40	15	7	28	41	8-2	0.85
1967 ..	6	33.1	29	20	6	10	24	1-3	1.62
1968 ..	9	68	63	32	18	21	63	4-3	2.38
1969 ..	14	97.2	57	20	14	24	101	11-0	1.29
TOTALS	39	273	189	87	45	83	229	24-8	1.48

FORAN, FOSTER .. ROOSTER .. 1974-1975 .. RIGHT .. Chipola (Fla.) JC .. Marianna, Fla.



FORAN

	G	IP	H	R	ER	BB	SO	W-L	ERA
1974 ..	5	27.1	30	21	12	15	16	2-2	3.95
1975 ..	1	1	2	2	2	1	0	0-0	18.00
TOTALS	6	28.1	32	23	14	16	16	2-2	4.45

FORTNER, RON .. 1965-1968 .. RIGHT .. East Gary, Ind.



	G	IP	H	R	ER	BB	SO	W-L	ERA
1965 ..	11	84.1	59	29	21	39	71	6-4	2.24
1966 ..	10	68	29	28	18	31	55	4-3	2.38
1967 ..	10	76.1	56	30	18	37	59	4-5	2.12
1968 ..	8	38.1	33	17	13	8	33	3-1	3.05
TOTALS	39	267	177	104	70	115	218	17-13	2.36

GIDDENS, GARY .. BULL .. 1975-1976 .. RIGHT .. ABAC .. Fitzgerald, Ga.



GIDDENS

	G	IP	H	R	ER	BB	SO	W-L	ERA
1975 ..	6	39.1	36	12	8	9	24	4-2	1.83
1976 ..	10	62.1	63	29	24	21	33	3-6	3.47
TOTALS	16	101.2	99	41	32	30	57	7-8	2.83

GRUHL, GORDIE .. 1970 .. RIGHT .. Hope, Ind.



	G	IP	H	R	ER	BB	SO	W-L	ERA
1970 ..	1	1	0	0	0	0	0	0-0	0.00
TOTALS	1	1	0	0	0	0	0	0-0	0.00

HALL, CHIP .. 1970 .. RIGHT .. Valdosta, Ga.



	G	IP	H	R	ER	BB	SO	W-L	ERA
1970 ..	2	7	8	7	2	4	3	1-0	2.57
TOTALS	2	7	8	7	2	4	3	1-0	2.57

HAMPTON, MIKE .. 1958-1959 .. RIGHT .. Quitman, Ga.



	G	IP	H	R	ER	BB	SO	W-L	ERA
1958 ..	-	--	-	-	--	--	--	0-2	---
1959 ..	-	--	-	-	--	--	--	2-4	---
TOTALS	-	--	-	-	--	--	--	2-6	---

HAND, ROBERT .. 1963 .. RIGHT .. Columbus JC .. Columbus, Ga.



	G	IP	H	R	ER	BB	SO	W-L	ERA
1963 ..	3	7.1	12	11	10	5	2	0-1	12.28
TOTALS	3	7.1	12	11	10	5	2	0-1	12.28

McLENDON, HODGES .. HODGIE .. 1976-1977 .. LEFT .. ABAC .. Dawson, Ga.



	G	IP	H	R	ER	BB	SO	W-L	ERA
1976 ..	11	59.2	66	30	21	11	38	3-3	3.17
1977 ..	6	25.2	31	17	15	8	11	2-1	5.26
TOTALS	17	85.1	97	47	36	19	49	5-4	3.80

McQUAIG, ROY .. 1955 .. RIGHT .. Valdosta, Ga.



	G	IP	H	R	ER	BB	SO	W-L	ERA
1955 ..	-	--	-	-	--	--	--	0-1	---
TOTALS	-	--	-	-	--	--	--	0-1	---

MIDDLETON, EDDIE .. 1966-1969 .. RIGHT .. Albany, Ga.



	G	IP	H	R	ER	BB	SO	W-L	ERA
1966 ..	3	17	6	3	2	6	8	1-1	1.06
1967 ..	8	58	55	35	21	28	30	4-2	3.26
1968 ..	2	6.2	2	2	2	11	5	0-0	2.70
1969 ..	4	20	19	11	8	6	10	2-0	3.60
TOTALS	17	101.2	82	51	33	51	53	7-3	2.92

MONTGOMERY, PAUL .. 1970 .. RIGHT .. Jacksonville, Fla.



	G	IP	H	R	ER	BB	SO	W-L	ERA
1970 ..	1	0.2	4	3	2	0	0	0-0	26.87
TOTALS	1	0.2	4	3	2	0	0	0-0	26.87

NASWORTHY, RON .. 1971 .. RIGHT .. Brewton-Parker JC .. Atlanta, Ga.



	G	IP	H	R	ER	BB	SO	W-L	ERA
1971 ..	10	44.1	37	39	32	50	43	3-5	6.50
TOTALS	10	44.1	37	39	32	50	43	3-5	6.50

LEE, GREG .. 1970-1971 .. RIGHT .. Camilla, Ga.



	G	IP	H	R	ER	BB	SO	W-L	ERA
1970 ..	12	66.1	53	28	21	33	41	3-2	2.85
1971 ..	3	9.1	9	13	7	18	5	0-2	6.78
TOTALS	15	75.2	62	41	28	51	46	3-4	3.22

LEFILES, MARTY .. 1972-1974 .. RIGHT .. Valdosta, Ga.



LEFILES

	G	IP	H	R	ER	BB	SO	W-L	ERA
1972 ..	7	17	8	4	1	4	5	1-0	0.53
1973 ..	14	53.1	48	21	14	14	25	8-0	2.36
1974 ..	16	44	43	27	22	18	17	2-2	4.50
TOTALS	37	114.1	99	52	37	36	47	11-2	2.91

LINGENFELTER, BOB .. 1971 .. RIGHT .. Monroe, Wash.



	G	IP	H	R	ER	BB	SO	W-L	ERA
1971 ..	1	2	0	0	0	2	0	0-0	0.00
TOTALS	1	2	0	0	0	2	0	0-0	0.00

McDIFFITT, STEVE .. MAC .. 1974-1977 .. RIGHT .. New Martinsburg, W.Va.



McDIFFITT

	G	IP	H	R	ER	BB	SO	W-L	ERA
1974 ..	9	46	42	21	18	18	19	5-1	3.52
1975 ..	13	91.2	81	44	33	41	61	5-5	3.24
1976 ..	13	88.1	72	41	19	36	64	6-6	1.94
1977 ..	15	101	82	36	28	37	64	10-1	2.50
TOTALS	50	327	277	142	98	132	208	26-13	2.70

McELVEY, BOB .. 1955&1977 .. LEFT .. Valdosta, Ga.



	G	IP	H	R	ER	BB	SO	W-L	ERA
1955 ..	-	--	-	-	--	--	--	2-2	---
1957 ..	-	--	-	-	--	--	--	2-2	---
TOTALS	-	--	-	-	--	--	--	4-4	---

PETTY, BILL .. 1974-1977 .. LEFT .. Grove City, Ohio



PETTY

	G	IP	H	R	ER	BB	SO	W-L	ERA
1974 ..	14	80.1	64	24	18	24	30	11-2	2.02
1975 ..	14	104	102	45	34	29	49	7-6	2.94
1976 ..	11	80	71	24	19	23	37	6-3	2.14
1977 ..	13	73.2	81	38	26	23	27	7-2	3.18
TOTALS	52	338	318	131	97	99	143	31-13	2.58

PURDY, KEN .. B00-B00 .. 1975-1977 .. LEFT .. Wabash, Ind.




	G	IP	H	R	ER	BB	SO	W-L	ERA
1977 ..	1	1.2	6	7	7	2	0	0-0	37.72
TOTALS	1	1.2	6	7	7	2	0	0-0	37.72

PURDY, LEROY .. 1969-1972 .. LEFT .. Lake City, Fla.



	G	IP	H	R	ER	BB	SO	W-L	ERA
1969 ..	8	38	38	17	12	13	31	2-2	2.84
1970 ..	14	84.1	76	36	23	21	67	5-6	2.46
1971 ..	13	85.1	75	25	14	35	53	6-4	1.48
1972 ..	13	93	71	38	32	37	69	6-4	3.09
TOTALS	48	300.2	260	116	81	106	220	19-16	2.42

*RAINES, MIKE .. 1977 .. RIGHT .. Shellman, Ga.



	G	IP	H	R	ER	BB	SO	W-L	ERA
1977 ..	9	28.2	28	23	21	23	23	4-0	6.59
TOTALS	9	28.2	28	23	21	23	23	4-0	6.59

RALEY, JACK .. 1965 .. RIGHT .. Camilla, Ga.



	G	IP	H	R	ER	BB	SO	W-L	ERA
1965 ..	1	0.1	0	0	0	0	0	0-0	0.00
TOTALS	1	0.1	0	0	0	0	0	0-0	0.00

PARSONS, BILL .. 1974-1975 .. RIGHT .. South Georgia JC .. Brunswick, Ga.



PARSONS

	G	IP	H	R	ER	BB	SO	W-L	ERA
1974 ..	3	2	4	2	2	2	1	0-0	9.00
1975 ..	16	48.2	45	14	13	15	19	5-0	2.40
TOTALS	19	50.2	49	16	15	17	20	5-0	2.66

PEARSON, LAMAR .. 1958-59&1961 .. RIGHT .. Adel, Ga.



	G	IP	H	R	ER	BB	SO	W-L	ERA
1961 ..	1	2	3	3	1	0	0	0-0	4.50
TOTALS	1	2	3	3	1	0	0	0-0	4.50

PERRY, MIKE .. 1961-62&1964-65 .. LEFT .. Thomson, Ga.



	G	IP	H	R	ER	BB	SO	W-L	ERA
1961 ..	11	73.1	66	57	31	53	48	3-6	3.80
1962 ..	8	45	35	38	21	26	35	3-3	4.20
1964 ..	10	69	57	16	6	30	62	5-2	0.78
1965 ..	10	73	59	32	17	33	77	7-2	2.10
TOTALS	39	260.1	217	143	75	142	222	18-13	2.59

PETERS, RAY .. PREACHER .. 1964-1965 .. RIGHT .. Pensacola (Fla.) JC .. Pensacola, Fla.



	G	IP	H	R	ER	BB	SO	W-L	ERA
1964 ..	7	51.1	34	17	9	18	25	3-4	1.58
1965 ..	10	70.2	67	36	24	23	54	4-5	3.05
TOTALS	17	122	101	53	33	41	79	7-9	2.43

PETROVICH, DAN .. 1966-1969 .. LEFT .. Crown Point, Ind.



	G	IP	H	R	ER	BB	SO	W-L	ERA
1966 ..	6	27	21	15	8	17	23	2-3	2.67
1967 ..	11	60	51	28	17	31	37	3-2	2.55
1968 ..	9	62	50	20	9	18	50	5-1	1.31
1969 ..	13	113.2	90	32	25	30	88	9-3	1.98
TOTALS	39	262.2	212	95	59	96	198	19-9	2.02

SORGIUS, STEVE .. 1970 .. LEFT .. Columbus, Ind.



	G	IP	H	R	ER	BB	SO	W-L	ERA
1970 ..	12	85.2	54	26	12	48	74	7-3	1.26
TOTALS	12	85.2	54	26	12	48	74	7-3	1.26

SULLIVAN, RICHARD .. 1976-1977 .. LEFT .. ABAC .. Live Oak, Fla.



	G	IP	H	R	ER	BB	SO	W-L	ERA
1976 ..	12	74.2	60	34	19	43	71	5-6	2.29
1977 ..	16	74.2	68	34	30	35	45	9-4	3.62
TOTALS	28	149.1	128	68	49	78	116	14-10	2.95

SUMMERS, WALLY .. 1962 .. RIGHT .. Hammond, Ind.



	G	IP	H	R	ER	BB	SO	W-L	ERA
1962 ..	10	48.1	48	32	16	21	25	2-3	2.98
TOTALS	10	48.1	48	32	16	21	25	2-3	2.98

TERRY, MIKE .. 1965 .. RIGHT .. Crown Point, Ind.



	G	IP	H	R	ER	BB	SO	W-L	ERA
1965 ..	3	13.2	10	9	6	8	8	1-0	3.95
TOTALS	3	13.2	10	9	6	8	8	1-0	3.95

THOMAS, TOMMY .. TT .. 1959-1962 .. RIGHT .. Valdosta, Ga.



	G	IP	H	R	ER	BB	SO	W-L	ERA
1959 ..	6	--	-	-	--	--	--	2-4	---
1960 ..	3	16	9	10	3	9	13	1-1	1.68
1961 ..	2	10.1	9	8	5	4	7	0-1	4.36
TOTALS	11	26.1	18	18	8	13	20	3-6	2.73

*RAVNE, BILL .. BIRD .. 1977 .. RIGHT .. Broward (Fla.) JC .. Ft. Lauderdale, Fla.



	G	IP	H	R	ER	BB	SO	W-L	ERA
1977 ..	4	11.1	15	10	8	7	2	0-2	6.37
TOTALS	4	11.1	15	10	8	7	2	0-2	6.37

ROQUEMORE, JIM .. ROCK .. 1974 .. RIGHT .. Lakeland, Ga.



	G	IP	H	R	ER	BB	SO	W-L	ERA
1974	1	0.2	1	0	0	2	0	0-0	0.00
TOTALS	1	0.2	1	0	0	2	0	0-0	0.00

ROWE, JACK .. 1957-1958 .. RIGHT .. Columbus, Ga.



	G	IP	H	R	ER	BB	SO	W-L	ERA
1957 ..	-	--	-	-	--	--	--	0-2	---
1958 ..	-	--	-	-	--	--	--	1-2	---
TOTALS	-	--	-	-	--	--	--	1-4	---

SHEFFIELD, CHARLES .. 1956 .. RIGHT .. Valdosta, Ga.



	G	IP	H	R	ER	BB	SO	W-L	ERA
1956 ..	-	--	-	-	--	--	--	0-1	---
TOTALS	-	--	-	-	--	--	--	0-1	---

SIMPSON, RUSTY .. 1969-1972 .. RIGHT .. Valdosta, Ga.



SIMPSON

	G	IP	H	R	ER	BB	SO	W-L	ERA
1969 ..	7	14	16	8	3	4	10	2-2	1.93
1970 ..	14	84.1	68	26	22	22	51	8-3	2.35
1971 ..	14	95	94	33	26	20	70	6-4	2.46
1972 ..	10	77	69	28	21	7	50	7-2	2.45
TOTALS	45	270.1	247	95	72	53	181	23-11	2.40

WASHINGTON, EARL .. CHIP .. 1956-1957 .. RIGHT .. Thomasville, Ga.



	G	IP	H	R	ER	BB	SO	W-L	ERA
1956 ..	-	--	-	-	--	--	--	0-2	---
1957 ..	-	--	-	-	--	--	--	0-3	---
TOTALS	-	--	-	-	--	--	--	0-5	---

WHITE, DUANE .. 1967-1968 .. RIGHT .. Camilla, Ga.




	G	IP	H	R	ER	BB	SO	W-L	ERA
1967 ..	4	16.1	29	24	13	15	13	1-3	7.16
1968 ..	6	21	23	11	7	9	23	1-2	3.00
TOTALS	10	37.1	52	35	20	24	36	2-5	4.82

WILLIAMS, SONNY .. 1967 .. RIGHT .. Atlanta, Ga.



	G	IP	H	R	ER	BB	SO	W-L	ERA
1967 ..	4	15.2	10	8	5	2	4	1-1	2.87
TOTALS	4	15.2	10	8	5	2	4	1-1	2.87



Fisher, Fortner, Middleton, Petrovich

TYLER, BILLY .. 1976-1977 .. LEFT .. St. John's River (Fla.) JC .. Jacksonville, Fla.



Tyler

	G	IP	H	R	ER	BB	SO	W-L	ERA
1976 ..	4	11	6	6	4	6	5	1-0	3.27
1977 ..	11	44.2	36	25	19	33	38	3-2	3.83
TOTALS	15	55.2	42	31	23	39	43	4-2	3.72

TYSON, BILLY .. 1966 .. RIGHT .. Camilla, Ga.



	G	IP	H	R	ER	BB	SO	W-L	ERA
1966 ..	1	1	3	4	1	1	1	0-0	9.00
TOTALS	1	1	3	4	1	1	1	0-0	9.00

VANN, RICHARD .. 1968-1970 .. LEFT .. Valdosta, Ga.



	G	IP	H	R	ER	BB	SO	W-L	ERA
1968 ..	6	30.2	22	18	13	13	18	1-2	3.82
1969 ..	4	29.1	29	21	9	12	13	1-2	2.69
1970 ..	5	4.2	4	1	0	2	1	0-0	0.00
TOTALS	15	64.2	55	40	22	27	32	2-4	3.06

VICK, PAUL .. 1966 .. RIGHT .. Florida Military JC .. Memphis, Ind.



	G	IP	H	R	ER	BB	SO	W-L	ERA
1966 ..	1	7	5	4	2	3	9	0-0	2.57
TOTALS	1	7	5	4	2	3	9	0-0	2.57

*WALL, JIMMY .. 1977 .. LEFT .. Jacksonville, Fla.



	G	IP	H	R	ER	BB	SO	W-L	ERA
1977 ..	11	79.1	48	24	17	36	32	8-1	1.93
TOTALS	11	79.1	48	24	17	36	32	8-1	1.93

VALDOSTA STATE

1955--1977

CAREER TOTALS

Pitchers

	GAMES	INNINGS PITCHED	HITS	RUNS	EARNED RUNS	WALKS	STRIKE OUTS	WON-LOST	E.R.A.
°ALVAREZ, Scott (R) .. 77	1	0.1	5	6	3	1	0	0-0	81.00
ARCHER, Mike (R) .. 72	5	13	15	6	6	3	5	0-0	4.15
ARNETT, Pat (R) .. 73	17	117.2	94	40	26	52	98	8-4	1.99
BAILEY, Robert (R) .. 61	4	29.2	28	21	12	19	10	2-2	3.64
BASSETT, Carlton (R) .. 75	4	8	9	4	4	2	4	0-1	4.50
BEALE, Chuck (R) .. 76-77	31	62.2	64	27	18	28	35	5-2	2.58
BENNETT, Ronald (L) .. 71-72	26	165	154	68	43	32	132	14-6	2.35
BLACK, Collier (R) .. 71	5	8	15	14	7	4	7	1-0	7.88
BOWEN, Sam (R) .. 73-74	10	48.1	44	21	13	33	79	5-3	2.01
BOWERS, Rick (R) .. 73-74	18	84.1	64	19	11	48	43	9-0	1.17
BROWN, Tommy (R) .. 68	2	4.2	1	1	1	4	4	1-0	1.93
CHADWICK, Dan (R) .. 71-74	32	167.1	158	73	54	62	109	14-7	2.90
°CLARINGTON, Larry (L) .. 75-77	25	95.1	71	39	26	63	54	7-2	2.45
CRAWFORD, Steve (L) .. 67-70	1	6	2	0	0	4	4	1-0	0.00
CULLER, Madison (R) .. 64	2	4.2	6	4	2	3	2	0-0	3.85
DACUS, Delane (R) .. 73	8	25.1	27	15	5	17	20	0-1	1.78

CAREER PITCHING TOTALS (continued)

	GAMES	INNINGS PITCHED	HITS	RUNS	EARNED RUNS	WALKS	STRIKE OUTS	WON-LOST	E.R.A.
DANEY, Lee (R) .. 73	14	89	59	26	21	47	65	8-6	2.12
DARDEN, Dan (R) .. 74-75	14	74	50	35	18	49	59	7-2	2.19
DIXON, Joe (R) .. 61	1	2.1	3	3	3	1	1	0-0	11.59
ETHREDGE, Buck* (R) .. 59-60	17	64.1	37	13	9	11	67	13-4	1.26
FEIST, Vic (L) .. 75-76	7	20.2	12	6	2	12	12	2-0	0.87
FERRERA, Tony (R) .. 74-75	12	48.1	46	21	13	25	33	5-1	2.42
FISHER, Eddie (R) .. 66-69	39	273	189	87	45	83	229	24-8	1.48
FORAN, Foster (R) .. 74-75	6	28.1	32	23	14	16	16	2-2	4.45
FORTNER, Ron (R) .. 65-68	39	267	177	104	70	115	218	17-13	2.36
GIDDENS, Gary (R) .. 75-76	16	101.2	99	41	32	30	57	7-8	2.83
GRUHL, Gordy (R) .. 70	1	1	0	0	0	0	0	0-0	0.00
HALL, Chip (R) .. 70	2	7	8	7	2	4	3	1-0	2.57
HAMPTON, Mike (R) .. 58-59	--	--	--	--	--	--	--	2-6	----
HAND, Robert (R) .. 63	3	7.1	12	11	10	5	2	0-1	12.28
HASSELL, Andy (R) .. 70-73	33	124.1	111	68	34	72	84	10-5	2.46
HATCHER, Marvin (R) .. 55-56&58	--	--	--	--	--	--	--	6-8	----

CAREER PITCHING TOTALS (continued)

	GAMES	INNINGS PITCHED	HITS	RUNS	EARNED RUNS	WALKS	STRIKE OUTS	WON-LOST	E.R.A.
HUDSON, Herman (R) .. 61-64	32	220.2	220	129	89	69	93	11-15	3.63
HUNNICUTT, Kermit (R) .. 62	1	9	6	2	1	0	3	0-1	1.00
JOHNSON, Jerry (R) .. 61	4	10.2	10	6	4	1	2	1-1	3.37
JOHNSON, Tommy (R) .. 63-66	7	36	49	49	30	22	13	1-3	7.50
KEADLE, Lavon (R) .. 75	7	42.1	39	20	16	21	23	3-1	3.40
KEBLER, Steve (R) .. 60	10	79	52	20	17	24	75	7-3	1.93
KNIGHT, Jack (R) .. 55	--	--	--	--	--	--	--	1-0	----
LEACH, Dale (R) .. 77	3	18.1	24	13	5	8	11	1-1	2.45
LEE, Greg (R) .. 70-71	15	75.2	62	41	28	51	46	3-4	3.33
LeFILES, Marty (R) .. 72-74	37	114.1	99	52	37	36	47	11-2	2.91
LINGENFELTER, Bob (R) .. 71	1	2	0	0	0	2	0	0-0	0.00
McDIFFITT, Steve (R) .. 74-77	50	327	277	142	98	132	208	26-13	2.70
McELVEY, Bob (L) .. 55&57	--	--	--	--	--	--	--	4-4	----
McLENDON, Hodges (L) .. 76-77	17	85.1	97	47	36	19	49	5-4	3.80
McQuaig, Roy (R) .. 55	--	--	--	--	--	--	--	0-1	----

CAREER PITCHING TOTALS (continued)

	GAMES	INNINGS PITCHED	HITS	RUNS	EARNED RUNS	WALKS	STRIKE OUTS	WON-LOST	E.R.A.
MIDDLETON, Eddie (R) .. 66-69	17	101.2	82	51	33	51	53	7-3	2.92
MONTGOMERY, Paul (R) .. 70	1	0.2	4	3	2	0	0	0-0	26.87
NASWORTHY, Ron (R) .. 71	10	44.1	37	39	32	50	43	3-5	6.50
PARSONS, Bill (R) .. 74-75	19	50.2	49	16	15	17	20	5-0	2.66
PEARSON, Lamar (R) .. 58-59&61	1	2	3	3	1	0	0	0-0	4.50
PERRY, Mike (L) .. 61-62&64-65	39	260.1	217	143	75	142	222	18-13	2.59
PETERS, Ray (R) .. 64-65	17	122	101	53	33	41	79	7-9	2.43
PETROVICH, Dan (L) .. 66-69	39	262.2	212	95	59	96	198	19-9	2.02
PETTY, Bill (L) .. 74-77	52	338	318	131	97	99	143	31-13	2.58
PURDY, Ken (L) .. 75-77	1	1.2	6	7	7	2	0	0-0	37.72
PURDY, Leroy (L) .. 69-72	48	300.2	260	116	81	106	220	19-16	2.42
°RAINES, Mike (R) .. 77	9	28.2	28	23	21	23	23	4-0	6.59
RALEY, Jack (R) .. 64-66	1	0.1	0	0	0	0	0	0-0	0.00
°RANNE, Bill (R) .. 77	4	11.1	15	10	8	7	2	0-2	6.37
ROQUEMORE, Jim (R) .. 74	1	0.2	1	0	0	2	0	0-0	0.00
ROWE, Jack (R) .. 57-58	--	--	--	--	--	--	--	1-4	----

CAREER PITCHING TOTALS (continued)

	GAMES	INNINGS PITCHED	HITS	RUNS	EARNED RUNS	WALKS	STRIKE OUTS	WON-LOST	E.R.A.
SHEFFIELD, Charles (R) .. 56	--	--	--	--	--	--	--	0-1	----
SIMPSON, Rusty (R) .. 69-72	45	270.1	247	95	72	53	181	23-11	2.40
SORGIUS, Steve (L) .. 70	12	85.2	54	26	12	48	74	7-3	1.26
SULLIVAN, Richard (L) .. 76-77	28	149.1	128	68	49	78	116	14-10	2.95
SUMMERS, Wally (R) .. 62	10	48.1	48	32	16	21	25	2-3	2.98
TERRY, Mike (R) .. 65	3	13.2	10	9	6	8	8	1-0	3.95
THOMAS, Tommy* (R) .. 59-62	11	26.1	18	18	8	13	20	3-6	2.73
TYLER, Billy (L) .. 76-77	15	55.2	42	31	23	39	43	4-2	3.72
TYSON, Billy (R) .. 66	1	1	3	4	1	1	1	0-0	9.00
VANN, Richard (L) .. 68-70	15	64.2	55	40	22	27	32	2-4	3.06
VICK, Paul (L) .. 66	1	7	5	4	2	3	9	0-0	2.57
°WALL, Jimmy (L) .. 77	11	79.1	48	24	17	36	32	8-1	1.93
WASHINGTON, Chip (R) .. 56-57	--	--	--	--	--	--	--	0-5	----
WHITE, Duane (R) .. 67-68	10	37.1	52	35	20	24	36	2-5	4.82
WILLIAMS, Sonny (R) .. 67	4	15.2	10	8	5	2	4	1-1	2.87

NOTE: °denotes a currently active player. *denotes that only partial statistics are available re: games, innings pitched, hits, runs, earned runs, walks, strike outs, and earned-run-average. --denotes that no statistics are available for this category. Only won-lost records are available for the 1955 through the 1959 seasons.



RECORDS

VALDOSTA STATE

versus

ALL--OPPONENTS

1955--1977

Albany State	4-2	Marian (Ind.)	3-0
Armstrong State	26-8	Mercer	16-10
Ashland (O.)	2-1	Mercer-Atlanta	3-1
Auburn	1-1	Miami (O.)	0-2
Augusta	12-3	Morris Harvey (W.Va.)	15-3
Belmont Abbey (N.C.)	0-2	New Haven (Conn.)	0-1
Berry	23-6	New Orleans	0-1
Birmingham Southern	2-2	North Central (Ill.)	1-1
Bowling Green State	2-4	North Georgia	3-11
Carson-Newman (Tenn.)	0-3	Ohio	1-1
Central Arkansas	1-1	Oglethorpe	11-7
Cincinnati	0-1	Ouachita Baptist (Ark.)	2-1
Citadel, The	2-0	Otterbein (O.)	4-1
Columbus	21-16	Pembroke State (N.C.)	4-3
David Lipscomb (Tenn.)	6-9	Phillips (Okla.)	0-1
DePauw	10-0	Piedmont	25-11
Duke	1-0	Purdue-Calumet (Ind.)	2-0
Eastern Connecticut State ..	0-1	Rollins	3-2
Eastern Kentucky	1-0	Rose-Hulman (Ind.)	5-0
Eckerd (Fla.)	6-3	St. Francis (Ill.)	2-1
Erskine (S.C.)	17-11	St. Leo (Fla.)	4-4
Florida	2-2	St. Louis Univ.	2-0
Florida A&M	4-2	St. Xavier (Ill.)	2-1
Florida Southern	2-18	Shippensburg State (Pa.)	1-0
Florida State	2-13	Shorter	19-2
Fort Valley State	3-0	SIU-Edwardsville	2-1
Furman	1-1	South Florida	2-2
Georgetown (Ky.)	1-0	Southern Tech	16-1
Georgia	3-2	Stetson	7-7
Georgia College	2-0	Tampa	2-3
Georgia Southern	6-18	Taylor (Ind.)	1-0
Georgia Southwestern	17-5	Tennessee	2-0
Georgia State	5-0	Tennessee Tech	0-2
Georgia Tech	4-1	UCalif-Riverside	0-1
Grand Canyon (Ariz.)	1-0	UMo-St. Louis	1-0
High Point (N.C.)	2-1	USF-St. Petersburg	3-0
Howard (D.C.)	0-1	UWis-Parkside	0-1
Illinois Benedictine	10-3	Vanderbilt	1-5
Jacksonville	10-15	Washington (Mo.)	1-0
Kentucky	2-0	Washington & Lee	2-0
Lake Forest (Ill.)	1-0	West Georgia	22-20
Lewis (Ill.)	6-5	West Liberty State (W.Va.) ..	2-0
Livingston (Ala.)	0-1	Westmar (Iowa)	2-0
Macalester (Minn.)	2-0	Western Carolina	1-0
Malone (O.)	3-0	Western Kentucky	3-0
		Wright State (O.)	0-1

VALDOSTA STATE
1955--1977

INDIVIDUAL RECORDS -- GAME

MOST RUNS	5	Steve Crawford	vs	Lake Forest	3-23-68
	5	David DeMersseman	vs	Tennessee	3-08-77
MOST HITS	5	Buck Ethredge	vs	North Georgia	4-17-60
	5	Spence Kiser	vs	Armstrong State	4-08-70
	5	Bobby Tripp	vs	Ga. Southwestern	4-25-72
	°*5	Gene Felts	vs	Columbus	5-18-73
	5	David DeMersseman	vs	Tennessee	5-18-77
	°5	Craig Viers	vs	Columbus	5-13-77
MOST RBI'S	7	Buck Ethredge	vs	North Georgia	4-17-60
	°7	Craig Viers	vs	Columbus	5-13-77
MOST DOUBLES	3	Sam Bowen	vs	Shorter	3-09-74
MOST TRIPLES	2	Hansel Faulkner	vs	West Georgia	5-02-60
	°2	Spence Kiser	vs	Ouachita Baptist	5-27-70
	°2	Sam Bowen	vs	Central Arkansas	5-23-73
	2	Dan Darden	vs	Ga. Southwestern	4-09-75
	2	Craig Viers	vs	Southern Tech	4-24-76
MOST HOME RUNS	3	Gene Felts	vs	Erskine	3-27-72
MOST TOTAL BASES	13	Gene Felts	vs	Georgia State	3-31-72
MOST ASSISTS	*8	Rusty Simpson	vs	David Lipscomb	3-22-68
	8	Skip Fite	vs	Auburn	4-21-77
MOST PUT-OUTS	°18	Frank Sumner	vs	Birmingham Southern ..	5-26-73
MOST ERRORS	4	Bobby Speck	vs	Piedmont	4-21-62
	4	Ray Peters	vs	Erskine	3-30-64
MOST INNINGS PITCHED	*15	Danny Chadwick	vs	Mercer	4-24-73
MOST STRIKE OUTS	°17	Sam Bowen	vs	Birmingham Southern ..	5-26-73
MOST STOLEN BASES	6	Claude Speck	vs	Georgia Tech	3-25-67

NOTE: °denotes tournament game. *denotes extra inning game.

VALDOSTA STATE
1955--1977

INDIVIDUAL RECORDS -- SEASON

MOST AT-BATS	227	Skip Fite	(1977)
	227	David DeMersseman	(1977)
MOST RUNS	72	Skip Fite	(1977)
MOST HITS	83	Skip Fite	(1977)
MOST CONSECUTIVE HITS	8	Jerome Register	(1974)
MOST RBI'S	53	Cecil Whitehead	(1977)
BEST BATTING AVERAGE394	Craig Courtney	(1969)
MOST DOUBLES	16	David DeMersseman	(1977)
MOST TRIPLES	8	Dan Darden	(1975)
MOST HOME RUNS	13	Gene Felts	(1972)
MOST STOLEN BASES	31	Claude Speck	(1967)
MOST EXTRA BASE HITS	28	Gene Felts	(1972)
MOST TOTAL BASES	121	Gene Felts	(1972)
BEST SLUGGING PERCENTAGE720	Gene Felts	(1972)
MOST WALKS	53	Cecil Whitehead	(1977)
LEAST STRIKE-OUTS PER-TIMES AT-BAT	1 in 74	Bart Shuman	(1976)
LONGEST HITTING STREAK: GAMES	20	Craig Courtney	(1969)
MOST ASSISTS	187	Skip Fite	(1977)
MOST PUT-OUTS	387	Steve Jones	(1973)
MOST TOTAL CHANCES HANDLED	415	Steve Jones	(1973)
-PITCHING-			
MOST APPEARANCES	22	Chuck Beale	(1977)
MOST INNINGS PITCHED	117.2	Pat Arnett	(1973)
MOST STRIKE-OUTS	101	Eddie Fisher	(1969)
MOST WINS	11	Eddie Fisher	(1969)
	11	Bill Petty	(1974)

INDIVIDUAL RECORDS -- SEASON (continued)

BEST WINNING PERCENTAGE	11-0	Eddie Fisher	(1969)
MOST DECISIONS	14	Lee Daney	(1973)
BEST EARNED RUN AVERAGE	0.78	Mike Perry	(1964)
MOST SHUT-OUTS	3	Buck Ethredge.....	(1959 & 1960)
	3	Steve Kebler	(1960)
	3	Eddie Fisher	(1966 & 1969)
	3	Dan Petrovich	(1969)
	3	Rusty Simpson	(1970)
	3	Bill Petty	(1974 & 1976)
MOST CONSECUTIVE SCORELESS INNINGS	28.2	Jimmy Wall	(1977)
MOST SAVES	8	Chuck Beale	(1977)
BEST STRIKE-OUT AVERAGE PER 9-INNINGS	12.7	Sam Bowen	(1973)
BEST BASE-ON-BALLS AVERAGE PER 9-INNINGS	0.82	Rusty Simpson	(1972)



Ray Peters, Ron Fortner, and Mike Perry.

VALDOSTA STATE
Hitting & Pitching
TOP-10 -- SEASON

AT-BAT

1.	227	Skip Fite, 2b (77)
	227	David DeMersseman, dh (77)
3.	223	Dan Darden, cf (75)
4.	215	Frank Sumner, c (73)
5.	212	Gene Felts, lf (73)
	212	Sal Amadeo, cf (77)
7.	210	Steve Jones, 1b (73)
8.	194	Billy Fortenberry, lf (77)
9.	191	Bobby Tripp, 2b (73)
10.	186	Skip Fite, 2b (76)

RUNS

1.	72	Skip Fite, 2b (77)
2.	61	Sal Amadeo, cf (77)
3.	58	David DeMersseman, dh (77)
4.	54	Gene Felts, cf (72)
5.	52	Sam Bowen, cf (74)
6.	51	Cecil Whitehead, c (77)
7.	45	Dan Darden, cf (75)
	45	Craig Viers, rf (77)
9.	43	Bobby Tripp, 2b (72)
	43	Sam Bowen, cf (73)

HITS

1.	83	Skip Fite, 2b (77)
2.	78	Gene Felts, lf (73)
3.	74	Dan Darden, cf (75)
	74	David DeMersseman, dh (77)
5.	70	Sal Amadeo, cf (77)
6.	63	Steve Jones, 1b (73)
	63	Craig Viers, rf (77)
8.	62	Billy Fortenberry, lf (77)
9.	61	Gene Felts, cf (72)
10.	59	Frank Sumner, c (73)

RBI'S

1.	53	Cecil Whitehead, c (77)
2.	50	Gene Felts, cf (72)
3.	49	Craig Viers, rf (77)
4.	38	Billy Fortenberry, lf (77)
5.	37	Craig Courtney, 1b (69)
	37	Craig Courtney, 1b (72)
	37	Sam Bowen, cf (74)
	37	David DeMersseman, dh (77)
9.	36	Sam Bowen, cf (73)
	36	Dan Darden, cf (75)
	36	Keith Griffin, 3b (77)

BATTING AVERAGE

1.	.394	Craig Courtney, 1b (69)
2.	.379	Steve Crawford, rf (68)
3.	.373	Cecil Whitehead, c (77)
4.	.368	Gene Felts, lf (73)
	.368	Dan Darden, cf (75)
6.	.366	Skip Fite, 2b (77)
7.	.363	Gene Felts, cf (72)
8.	.354	Dave Taylor, ss (75)
	.354	Tommy Thomas, c (60)
10.	.353	Claude Speck, cf (68)

DOUBLES

1.	16	David DeMersseman, dh (77)
2.	14	Craig Viers, rf (77)
3.	13	Craig Courtney, 1b (69)
4.	12	Steve Crawford, rf (68)
5.	11	Gene Felts, lf (73)
	11	Sam Bowen, cf (73)
	11	Sam Bowen, cf (74)
	11	Sal Amadeo, cf (77)
	11	Bruce Fowler, 1b (77)
10.	10	(8 players tied)

TOP-10 SEASON -- HITTING & PITCHING (continued)

TRIPLES

1. 8 Dan Darden, cf (75)
2. 6 Dennis Fike, 1b (66)
- 6 Craig Courtney, 1b (69)
- 6 Gene Felts, cf (72)
- 6 Gene Felts, lf (73)
- 6 Sam Bowen, cf (74)
- 6 Cecil Whitehead, c (77)
- 6 Craig Viers, rf (77)
9. 5 Spence Kiser, cf (70)
- 5 Sam Bowen, cf (73)

HOME RUNS

1. 13 Gene Felts, lf (72)
2. 10 Cecil Whitehead, c (77)
3. 9 Jeff Greenhalgh, 1b (75)
- 9 Jeff Greenhalgh, 1b (76)
5. 7 Sam Bowen, cf (73)
- 7 Sam Bowen, cf (74)
7. 6 Craig Courtney, 1b (69)
- 6 Harry Jones, 1b (71)
9. 5 Steve Rominger, c (72)
- 5 Dan Darden, cf (75)
- 5 Darrell Branam, c (75)
- 5 Sal Amadeo, cf (77)

STOLEN BASES

1. 31 Claude Speck, cf (67)
2. 29 Steve Crawford, rf (69)
3. 28 Skip Fite, 2b (77)
4. 27 Claude Speck, cf (68)
5. 25 Dan Darden, cf (75)
6. 20 Gene Felts, lf (73)
- 20 Sam Bowen, cf (74)
- 20 Skip Fite, 2b (77)
- 20 David DeMersseman, dh (77)
10. 19 Gene Felts, cf (72)

SLUGGING PERCENTAGE

1. .7202 Gene Felts, cf (72)
2. .7200 Cecil Whitehead, c (77)
3. .7197 Craig Courtney, 1b (69)
4. .621 Steve Crawford, rf (68)
5. .619 Sam Bowen, cf (74)
6. .552 Dennis Fike, 1b (66)
7. .533 Gene Felts, lf (73)
8. .525 Dan Darden, cf (75)
- .525 Craig Viers, rf (77)
10. .500 Warner Webb, 1b (63)

MOST APPEARANCES

1. 22 Chuck Beale (77)
2. 17 Pat Arnett (73)
3. 16 Marty LeFiles (74)
- 16 Bill Parsons (75)
- 16 Richard Sullivan (77)
6. 15 Steve McDiffitt (77)
7. 14 (9 pitchers tied)

MOST INNINGS PITCHED

1. 117.2 Pat Arnett (73)
2. 113.2 Danny Petrovich (69)
3. 104 Bill Petty (75)
4. 101 Steve McDiffitt (77)
5. 97.2 Eddie Fisher (69)
6. 96.2 Ronald Bennett (72)
7. 95 Rusty Simpson (71)
8. 93 Leroy Purdy (72)
9. 91.2 Steve McDiffitt (75)
10. 89 Lee Daney (73)

TOP-10 SEASON -- HITTING & PITCHING (continued)

MOST STRIKE-OUTS

1. 101 Eddie Fisher (69)
2. 98 Pat Arnett (73)
3. 88 Danny Petrovich (69)
4. 77 Mike Perry (65)
5. 75 Steve Kebler (60)
6. 74 Steve Sorgius (70)
7. 71 Ron Fortner (65)
- 71 Ronald Bennett (72)
- 71 Richard Sullivan (76)
10. 70 Rusty Simpson (71)

MOST WINS

1. 11-0 Eddie Fisher (69)
- 11-2 Bill Petty (74)
3. 10-1 Steve McDiffitt (77)
4. 9-3 Danny Petrovich (69)
- 9-4 Richard Sullivan (77)
6. 8-0 Marty LeFiles (73)
- 8-1 Jimmy Wall (77)
- 8-2 Eddie Fisher (66)
- 8-3 Rusty Simpson (70)
- 8-4 Ronald Bennett (72)
- 8-4 Pat Arnett (73)
- 8-6 Lee Daney (73)

BEST WINNING PERCENTAGE

1. 1.000 (11-0) Eddie Fisher (69)
2. 1.000 (8-0) Marty LeFiles (73)
3. 1.000 (6-0) Rick Bowers (74)
4. 1.000 (5-0) Bill Parsons (75)
5. .909 (10-1) Steve McDiffitt (77)
6. .889 (8-1) Jimmy Wall (77)
7. .875 (7-1) Buck Ethredge (60)
- .875 (7-1) Andy Hassell (73)
9. .847 (11-2) Bill Petty (74)
10. .834 (5-1) (4 pitchers tied)

BEST EARNED RUN AVERAGE

1. 0.78 Mike Perry (64)
2. 0.85 Eddie Fisher (66)
3. 0.90 Rick Bowers (74)
4. 1.26 Buck Ethredge (60)
- 1.26 Steve Sorgius (70)
6. 1.29 Eddie Fisher (69)
7. 1.31 Danny Petrovich (68)
8. 1.48 Leroy Purdy (71)
9. 1.54 Andy Hassell (73)
10. 1.58 Ray Peters (64)

One of Rebels' pitchers, Peters, lets one rip.



VALDOSTA STATE
1955--1977

CAREER RECORDS

MOST-AT-BATS	730	Gene Felts	(1971-1974)
MOST RUNS	162	Gene Felts	(1971-1974)
MOST HITS	238	Gene Felts	(1971-1974)
MOST RBI'S	121	Gene Felts	(1971-1974)
BEST BATTING AVERAGE343	Dan Darden	(1974-1975)
MOST DOUBLES	34	Gene Felts	(1971-1974)
MOST TRIPLES	18	Gene Felts	(1971-1974)
MOST HOME RUNS	21	Jeff Greenhalgh	(1974-1976)
MOST STOLEN BASES	74	Claude Speck	(1966-1968)
MOST EXTRA BASE HITS	71	Gene Felts	(1971-1974)
MOST TOTAL BASES	365	Gene Felts	(1971-1974)
BEST SLUGGING PERCENTAGE552	Sam Bowen	(1973-1974)

-PITCHING-

MOST APPEARANCES	52	Bill Petty	(1974-1977)
MOST INNINGS PITCHED	338	Bill Petty	(1974-1977)
MOST STRIKE OUTS	229	Eddie Fisher	(1966-1969)
MOST WINS	31	Bill Petty	(1974-1977)
BEST WINNING PERCENTAGE765	Buck Ethredge	(1959-1960)
MOST DECISIONS	44	Bill Petty	(1974-1977)
BEST EARNED RUN AVERAGE	1.48	Eddie Fisher	(1966-1969)
MOST SHUT-OUTS	7	Bill Petty	(1974-1977)
MOST STRIKE OUTS: PER 9-INNINGS	7.67	Mike Perry	(61-62 & 64-65)
LEAST BASE-ON-BALLS: PER 9-INNINGS	1.75	Ronald Bennett	(1971-1972)

VALDOSTA STATE
Hitting & Pitching
TOP-10 -- CAREER

AT-BAT

1.	730	Gene Felts (71-74)
2.	632	Bobby Tripp (70-73)
3.	540	*Craig Viers (75-)
4.	528	Steve Rominger (69-72)
5.	446	Jeff Greenhalgh (74-76)
6.	445	Steve Crawford (67-70)
7.	438	Terry Fields (70-73)
8.	430	Craig Courtney (69 & 71-72)
9.	413	Skip Fite (76-77)
10.	404	Dan Alford (74-76)

RUNS

1.	162	Gene Felts (71-74)
2.	126	Bobby Tripp (70-73)
3.	113	Skip Fite (76-77)
4.	105	*Craig Viers (75-)
5.	95	Sam Bowen (73-74)
6.	93	Steve Crawford (67-70)
7.	86	Craig Courtney (69 & 71-72)
8.	83	Jeff Greenhalgh (74-76)
9.	75	Spence Kiser (67-70)
10.	70	Dan Darden (74-75)

HITS

1.	238	Gene Felts (71-74)
2.	191	Bobby Tripp (70-73)
3.	170	*Craig Viers (75-)
4.	142	Craig Courtney (69 & 71-72)
5.	141	Skip Fite (76-77)
6.	133	Steve Crawford (67-70)
7.	124	Steve Rominger (69-72)
8.	116	Jeff Greenhalgh (74-76)
9.	113	Dan Darden (74-75)
10.	112	Frank Sumner (72-73)

RBI'S

1.	121	Gene Felts (71-74)
2.	103	*Craig Viers (75-)
3.	94	Craig Courtney (69 & 71-72)
4.	89	Jeff Greenhalgh (74-76)
5.	76	Bobby Tripp (70-73)
6.	73	Sam Bowen (73-74)
7.	70	Steve Rominger (69-72)
	70	Steve Crawford (67-70)
9.	63	Jerome Register (73-74)
	63	Darrell Branam (73-75)
	63	Dan Alford (74-76)

BATTING AVERAGE

1.	.343	Dan Darden (74-75)
2.	.341	Skip Fite (76-77)
3.	.330	Craig Courtney (69 & 71-72)
4.	.326	Gene Felts (71-74)
	.326	Jerome Register (73-74)
6.	.317	Tommy Thomas (59-62)
7.	.306	Claude Speck (66-68)
8.	.305	Buck Ethredge (59-60)
	.305	Larry Meredith (68-69)
10.	.302	Bobby Tripp (70-73)
	.302	Sam Bowen (73-74)

DOUBLES

1.	34	Gene Felts (71-74)
2.	31	Craig Courtney (69 & 71-72)
	31	*Craig Viers (75-)
4.	28	Steve Crawford (67-70)
5.	24	Bobby Tripp (70-73)
6.	23	*David DeMersseman (76-)
7.	22	Steve Rominger (69-72)
	22	Sam Bowen (73-74)
9.	18	Larry Meredith (68-69)
10.	17	Skip Fite (76-77)

NOTE: *denotes an active player. °active players cannot be considered for career batting average honors.

TOP-10 CAREER — HITTING & PITCHING (continued)

TRIPLES

1. 18 Gene Felts (71-74)
2. 12 Craig Courtney (69 & 71-72)
3. 11 Sam Bowen (73-74)
- 11 *Craig Viers (75-)
5. 9 Dennis Fike (64-67)
6. 8 Steve Crawford (67-70)
- 8 Dan Darden (74-75)
8. 7 Angelo DeVivo (61-63 & 65)
- 7 Spence Kiser (67-70)
10. 6 Bobby Tripp (70-73)
- 6 Terry Fields (70-73)
- 6 *Cecil Whitehead (76-)

HOME RUNS

1. 21 Jeff Greenhalgh (74-76)
2. 19 Gene Felts (71-74)
3. 14 Sam Bowen (73-74)
4. 10 *Cecil Whitehead (76-)
5. 8 Harry Jones (68-71)
- 8 Craig Courtney (69 & 71-72)
- 8 Darrell Branam (73-75)
8. 7 Bill Baggett (69-70)
- 7 *Craig Viers (75-)
10. 6 Steve Rominger (69-72)
- 6 Terry Fields (70-73)

STOLEN BASES

1. 74 Claude Speck (66-68)
2. 67 Gene Felts (71-74)
3. 64 Steve Crawford (67-70)
4. 48 Skip Fite (76-77)
5. 42 *Craig Viers (75-)
6. 34 Sam Bowen (73-74)
7. 32 Dan Darden (74-75)
8. 30 Dan Alford (74-76)
9. 29 Johnny McIntyre (60-62)
- 29 Bobby Tripp (70-73)

MOST APPEARANCES

1. 52 Bill Petty (74-77)
2. 50 Steve McDiffitt (74-77)
3. 48 Leroy Purdy (69-72)
4. 45 Rusty Simpson (69-72)
5. 39 Mike Perry (61-62 & 64-65)
- 39 Ron Fortner (65-68)
- 39 Eddie Fisher (66-69)
- 39 Danny Petrovich (66-69)
9. 37 Marty LeFiles (72-74)
10. 33 Andy Hassell (70-73)

MOST INNINGS PITCHED

1. 338 Bill Petty (74-77)
2. 327 Steve McDiffitt (74-77)
3. 300.2 Leroy Purdy (69-72)
4. 273 Eddie Fisher (66-69)
5. 270.1 Rusty Simpson (69-72)
6. 267 Ron Fortner (65-68)
7. 262.2 Danny Petrovich (66-69)
8. 260.1 Mike Perry (61-62 & 64-65)
9. 220.2 Herman Hudson (61-64)
10. 167.1 Danny Chadwick (71-74)

MOST STRIKE-OUTS

1. 229 Eddie Fisher (66-69)
2. 222 Mike Perry (61-62 & 64-65)
3. 220 Leroy Purdy (69-72)
4. 218 Ron Fortner (65-68)
5. 208 Steve McDiffitt (74-77)
6. 198 Danny Petrovich (66-69)
7. 181 Rusty Simpson (69-72)
8. 143 Bill Petty (74-77)
9. 132 Ronald Bennett (71-72)
10. 116 Richard Sullivan (76-77)

MOST WINS

1. 31-13 Bill Petty (74-77)
2. 26-13 Steve McDiffitt (74-77)
3. 24-8 Eddie Fisher (66-69)
4. 23-11 Rusty Simpson (69-72)
5. 19-9 Danny Petrovich (66-69)
- 19-16 Leroy Purdy (69-72)
7. 18-13 Mike Perry (61-62 & 64-65)
8. 17-13 Ron Fortner (65-68)
9. 14-6 Ronald Bennett (71-72)
- 14-7 Danny Chadwick (71-74)
- 14-10 Richard Sullivan (76-77)

BEST WINNING PERCENTAGE

1. .765 (13-4) Buck Ethredge (59-60)
2. .750 (24-8) Eddie Fisher (66-69)
3. .705 (31-13) Bill Petty (74-77)
4. .700 (14-6) Ronald Bennett (71-72)
5. .679 (19-9) Dan Petrovich (66-69)
6. .676 (23-11) Rusty Simpson (69-72)
7. .667 (26-13) Steve McDiffitt (74-77)
- .667 (14-7) Dan Chadwick (71-74)
- .667 (10-5) Andy Hassell (70-73)
10. .583 (14-10) Richard Sullivan (76-77)

°EARNED RUN AVERAGE

1. 1.48 Eddie Fisher (66-69)
2. 2.02 Danny Petrovich (66-69)
3. 2.35 Ronald Bennett (71-72)
4. 2.36 Ron Fortner (65-68)
5. 2.40 Rusty Simpson (69-72)
6. 2.42 Leroy Purdy (69-72)
7. 2.43 Ray Peters (64-65)
8. 2.46 Andy Hassell (70-73)
9. 2.58 Bill Petty (74-77)
10. 2.59 Mike Perry (61-62 & 64-65)

NOTE: *denotes an active player. To be considered for season statistical ranking, a hitter must have had at least 100 at-bats. Pitchers must have had at least 5-decisions. To be considered for career statistical ranking, a hitter must have played at least 2-full seasons, and had at least 150 at-bats. Pitchers must have pitched at least 2-full seasons, and had a minimum of 5-decisions per-year, or at least 15 career decisions. °active players cannot be considered for career batting average ranking, or career earned-run-average ranking.



VALDOSTA STATE
1955--1977
STATISTICAL LEADERS
Hitting & Pitching

Year	MOST AT-BATS	MOST RUNS	MOST HITS
1955--	45 Gray, ss	15 Gray, ss	16 Gray, ss
1956--	43 Gray, 3b	6 Gray, 3b 6 Tarpley, c	12 Gray, 3b
1957--	33 Tarpley, c	12 N. George, ss	13 N. George, ss
1958--	17 (3 tied)	5 Allen, ss 5 Hill, cf	6 Purvis, 3b
1959--	60 Faulkner, ss	14 Faulkner, ss	19 Faulkner, ss
1960--	71 Faulkner, ss	15 Faulkner, ss	23 Thomas, c
1961--	80 Thomas, c-1b	16 DeVivo, ss	25 Thomas, c-1b
1962--	74 DeVivo, ss	19 Thomas, c-1b	24 DeVivo, ss
1963--	48 Pritchett, lf	11 T. Johnson, 3b-p	14 Webb, 1b
1964--	76 B. Speck, cf	19 B. Speck, cf	22 Fike, rf
1965--	100 Evans, 3b	17 (3 tied)	31 Evans, 3b
1966--	87 Fike, 1b	17 C. Speck, cf	30 Fike, 1b
1967--	110 Bates, c-of	26 C. Speck, cf	38 C. Speck, cf 38 Bates, c-of
1968--	102 C. Speck, cf	27 C. Speck, cf	36 C. Speck, cf 36 Crawford, rf
1969--	132 Courtney, 1b	35 Courtney, 1b	52 Courtney, 1b
1970--	147 Simpson, 3b-p	30 Kiser, cf	45 Kiser, cf
1971--	167 Felts, cf	31 Tripp, 2b	48 H. Jones, 1b
1972--	168 Felts, cf 168 F. Sumner, rf	54 Felts, cf	61 Felts, cf
1973--	215 F. Sumner, c	43 Bowen, cf	78 Felts, lf
1974--	183 Felts, lf	52 Bowen, cf	55 Bowen, cf
1975--	223 Darden, cf	45 Darden, cf	74 Darden, cf
1976--	186 Fite, 2b	41 Fite, 2b	58 Fite, 2b
1977--	227 Fite, 2b 227 DeMersseman, dh	72 Fite, 2b	83 Fite, 2b

VALDOSTA STATE
1955--1977
STATISTICAL LEADERS
Hitting & Pitching

	MOST RBI'S	BEST BATTING AVERAGE	MOST DOUBLES
1955--	---	.395 McQuaig, rf	---
1956--	---	.400 D. Smith, lf	---
1957--	---	.419 N. George, ss	---
1958--	---	.353 Purvis, 3b	---
1959--	12 Ethredge, of-p	.333 Ethredge, of-p	---
1960--	18 Ethredge, p-inf	.354 Thomas, c	4 Jennings, 1b 4 DeLaney, 3b
1961--	14 Thomas, c-1b	.313 Thomas, c-1b	3 Bailey, p
1962--	16 B. Speck, 3b 16 DeVivo, ss	.343 Thomas, c-1b	3 McIntyre, cf
1963--	14 DeVivo, ss	.318 Webb, 1b	3 DeVivo, ss
1964--	14 Fike, rf	.328 Fike, rf	4 Bush, 2b
1965--	16 Bates, c	.310 Evans, 3b	6 Bates, c
1966--	16 Wade, c	.345 Fike, 1b	5 Raley, 2b
1967--	17 Bates, c-of 17 Fike, 1b	.349 C. Speck, cf	4 (3 tied)
1968--	23 Crawford, rf	.379 Crawford, rf	12 Crawford, rf
1969--	37 Courtney, 1b	.394 Courtney, 1b	13 Courtney, 1b
1970--	20 Rominger, c	.313 Kiser, cf	8 Tripp, ss
1971--	28 H. Jones, 1b	.319 Tripp, 2b	8 H. Jones, 1b 8 Courtney, rf
1972--	50 Felts, cf	.363 Felts, cf	10 Courtney, 1b
1973--	36 Bowen, cf	.368 Felts, lf	11 Felts, lf 11 Bowen, cf
1974--	37 Bowen, cf	.368 Darden, dh	11 Bowen, cf
1975--	36 Darden, cf	.354 Taylor, ss	12 Darden, cf
1976--	31 Greenhalgh, 1b	.324 Alford, rf	10 Blizzard, 3b
1977--	53 Whitehead, c	.373 Whitehead, c	16 DeMersseman, dh

NOTE: RBI's and doubles are unavailable, until the 1959, and 1960 seasons.

VALDOSTA STATE
1955--1977
STATISTICAL LEADERS
Hitting & Pitching

	MOST TRIPLES	MOST HOME RUNS	MOST STOLEN BASES
1955--	---	---	---
1956--	---	---	---
1957--	---	---	---
1958--	---	---	---
1959--	---	---	---
1960--	4 Jennings, 1b	2 Ethredge, p-inf	16 Faulkner, ss
1961--	4 DeVivo, ss	1 Bailey, p 1 Dixon, 3b	10 McIntyre, cf
1962--	3 DeVivo, ss	1 Thomas, c-1b 1 DeVivo, ss	8 McIntyre, cf
1963--	3 Webb, 1b	1 Pritchett, lf 1 Creel, rf	4 B. Speck, cf
1964--	3 T. Johnson, ss	1 (4 tied)	13 B. Speck, cf
1965--	3 Raley, 2b	3 Bates, c	11 Lamphier, of
1966--	6 Fike, 1b	1 (5 tied)	16 C. Speck, cf
1967--	3 Fike, 1b 3 Crawford, rf	1 (4 tied)	31 C. Speck, cf
1968--	4 Crawford, rf	1 (4 tied)	27 C. Speck, cf
1969--	6 Courtney, 1b	6 Courtney, 1b	29 Crawford, rf
1970--	5 Kiser, cf	3 Baggett, lf	18 Crawford, rf
1971--	3 Courtney, rf	6 H. Jones, 1b	14 Felts, cf
1972--	6 Felts, cf	13 Felts, cf	19 Felts, cf
1973--	6 Felts, lf	7 Bowen, cf	20 Felts, lf
1974--	6 Bowen, cf	7 Bowen, cf	20 Bowen, cf
1975--	8 Darden, cf	9 Greenhalgh, 1b	25 Darden, cf
1976--	4 Viers, lf	9 Greenhalgh, 1b	20 Fite, 2b
1977--	6 Whitehead, c 6 Viers, rf	10 Whitehead, c	28 Fite, 2b

NOTE: triple, home run, and stolen base statistics are not available until 1960.

VALDOSTA STATE
1955--1977
STATISTICAL LEADERS
Hitting & Pitching

	MOST EXTRA BASE HITS	BEST SLUGGING PERCENTAGE	MOST APPEARANCES
1955--	---	---	---
1956--	---	---	---
1957--	---	---	---
1958--	---	---	---
1959--	---	---	---
1960--	8 Jennings, 1b	.477 Thomas, c	10 Kebler
1961--	5 DeVivo, ss	.429 DeVivo, ss	11 Perry
1962--	5 DeVivo, ss 5 Thomas, c-1b	.478 Thomas, c-1b	10 Summers
1963--	5 Webb, 1b	.500 Webb, 1b	8 Hudson
1964--	7 Bush, 2b	.414 Bush, 2b	10 Perry
1965--	9 Bates, c	.409 Bates, c	11 Fortner
1966--	10 Fike, 1b	.552 Fike, 1b	10 Fisher 10 Fortner
1967--	7 Crawford, rf	.437 Bates, c-of	11 Petrovich
1968--	17 Crawford, rf	.621 Crawford, rf	9 Petrovich 9 Fisher
1969--	25 Courtney, 1b	.720 Courtney, 1b	14 Fisher
1970--	11 Tripp, ss	.440 Baggett, lf	14 R. Simpson 14 L. Purdy
1971--	15 H. Jones, 1b	.484 H. Jones, 1b	14 R. Simpson
1972--	28 Felts, cf	°.720 Felts, cf	14 Bennett
1973--	23 Bowen, cf	.533 Felts, lf	17 Arnett
1974--	24 Bowen, cf	.619 Bowen, cf	16 LeFiles
1975--	25 Darden, cf	.525 Darden, cf	16 Parsons
1976--	14 Viers, lf	.455 Greenhalgh, 1b	13 McDiffitt
1977--	26 Whitehead, c	.720 Whitehead, c	22 Beale

NOTE: °Gene Felt's slugging percentage of .7202, betters the marks of Cecil Whitehead (.7200), and Craig Courtney (.7197).

VALDOSTA STATE
1955--1977
STATISTICAL LEADERS
Hitting & Pitching

	MOST INNINGS PITCHED		MOST STRIKE-OUTS		MOST WINS	
1955--	---		---		3-2	Hatcher
1956--	---		---		2-5	Hatcher
1957--	---		---		2-2	McElvey
1958--	---		---		1-1 1-2	Hatcher Rowe
1959--	---		---		6-3	Ethredge
1960--	79	Kebler	75	Kebler	7-1 7-3	Ethredge Kebler
1961--	73.1	Perry	48	Perry	3-6	Perry
1962--	50.2	Hudson	35	Perry	4-2	Hudson
1963--	58.2	Hudson	26	Hudson	3-4	Hudson
1964--	69	Perry	62	Perry	5-2	Perry
1965--	84.1	Fortner	77	Perry	7-2	Perry
1966--	74	Fisher	55	Fortner	8-2	Fisher
1967--	76.1	Fortner	59	Fortner	4-2 4-5	Middleton Fortner
1968--	68	Fisher	63	Fisher	5-1	Petrovich
1969--	113.2	Petrovich	101	Fisher	11-0	Fisher
1970--	85.2	Sorgius	74	Sorgius	8-3	R. Simpson
1971--	95	R. Simpson	70	R. Simpson	6	(3 tied)
1972--	96.2	Bennett	71	Bennett	8-4	Bennett
1973--	117.2	Arnett	98	Arnett	8	(3 tied)
1974--	80.1	Petty	56	Darden	11-2	Petty
1975--	104	Petty	61	McDiffitt	7-6	Petty
1976--	88.1	McDiffitt	71	Sullivan	6-3 6-6	Petty McDiffitt
1977--	101	McDiffitt	64	McDiffitt	10-1	McDiffitt

VALDOSTA STATE
1955--1977
STATISTICAL LEADERS
Hitting & Pitching

	BEST EARNED RUN AVERAGE		BEST WINNING PERCENTAGE		MOST DECISIONS
1955--	---		.600	(3-2) Hatcher	5 (3-2) Hatcher
1956--	---		.286	(2-5) Hatcher	7 (2-5) Hatcher
1957--	---		.500	(2-2) McElvey	4 (2-2) McElvey
1958--	---		.500	(1-1) Hatcher	3 (1-2) Rowe
1959--	---		.667	(6-3) Ethredge	9 (6-3) Ethredge
1960--	1.26	Ethredge	.875	(7-1) Ethredge	10 (7-3) Kebler
1961--	3.64	Bailey	.500	(2-2) Bailey	9 (3-6) Perry
1962--	2.98	Summers	.667	(4-2) Hudson	6 (4-2) Hudson 6 (3-3) Perry
1963--	4.45	Hudson	.429	(3-4) Hudson	7 (3-4) Hudson
1964--	0.78	Perry	.714	(5-2) Perry	7 (5-2) Perry 7 (3-4) Peters
1965--	2.10	Perry	.778	(7-2) Perry	10 (6-4) Fortner
1966--	0.85	Fisher	.800	(8-2) Fisher	10 (8-2) Fisher
1967--	1.62	Fisher	.667	(4-2) Middleton	9 (4-5) Fortner
1968--	1.31	Petrovich	.833	(5-1) Petrovich	7 (4-3) Fisher
1969--	1.29	Fisher	1.000	(11-0) Fisher	12 (9-3) Petrovich
1970--	1.26	Sorgius	.728	(8-3) R. Simpson	11 (8-3) R. Simpson 11 (5-6) L. Purdy
1971--	1.48	L. Purdy	.750	(6-2) Bennett	10 (6-4) R. Simpson 10 (6-4) L. Purdy
1972--	2.14	Bennett	.778	(7-2) R. Simpson	12 (8-4) Bennett
1973--	1.54	Hassell	1.000	(8-0) LeFiles	14 (8-6) Daney
1974--	2.02	Petty	1.000	(6-0) Bowers	13 (11-2) Petty
1975--	1.66	Clarington	1.000	(5-0) Parsons	13 (7-6) Petty
1976--	1.94	McDiffitt	.667	(6-3) Petty	12 (6-6) McDiffitt
1977--	1.93	Wall	.909	(10-1) McDiffitt	13 (9-4) Sullivan

NOTE: pitchers must have pitched at least one-inning per-game, or have had five decisions to be eligible for earned-run-average, and best winning percentage titles.

VALDOSTA STATE
1955--1977
STATISTICAL LEADERS
Hitting & Pitching

	MOST STRIKE-OUTS PER 9-INNINGS	LEAST WALKS PER 9-INNINGS	MOST COACHING EJECTIONS BY UMPS
1955--	---	---	0 Cottingham
1956--	---	---	0 Cottingham
1957--	---	---	0 Cottingham
1958--	---	---	0 Cottingham
1959--	---	---	0 Colson
1960--	9.4 Ethredge	1.5 Ethredge	2 Grant
1961--	5.9 Perry	2.9 Hudson	3 Grant
1962--	7.0 Perry	2.8 Hudson	2 Grant
1963--	4.0 Hudson	3.1 Hudson	0 Grant
1964--	8.1 Perry	2.4 Hudson	2 Grant
1965--	9.5 Perry	2.9 Peters	5 Grant
1966--	7.7 Petrovich	3.4 Fisher	4 Grant
1967--	7.0 Fortner	2.7 Fisher	3 Grant
1968--	8.3 Fisher	1.9 Fortner	0 Thomas
1969--	9.3 Fisher	2.2 Fisher	0 Thomas
1970--	7.8 Sorgius	2.2 Purdy	0 Thomas
1971--	8.0 Bennett	1.8 Bennett	0 Thomas
1972--	6.7 L. Purdy	0.8 Simpson	0 Thomas
1973--	12.7 Bowen	3.5 Hassell	4 Waples
1974--	7.2 Darden	2.7 Petty	3 Waples
1975--	6.0 McDiffitt	2.5 Petty	2 Waples 2 Thomas
1976--	8.6 Sullivan	1.7 McLendon	2 Waples 2 Thomas
1977--	5.7 McDiffitt	2.8 Petty	1 Thomas

NOTE: pitchers must have pitched one-inning per-game, or had five decisions to be eligible for strike-out, and walk titles.

VALDOSTA STATE
1955--1977

TEAM RECORDS -- GAME

MOST RUNS	23	vs	Westmar (Iowa)	4-03-75
MOST RUNS: INNING	12	vs	Oglethorpe	4-19-73
MOST RUNS: AGAINST	26	vs	Georgia Southern	4-17-77
MOST RUNS: BOTH TEAMS	31	vs	Georgia Southern	4-17-77
MOST HITS	23	vs	Piedmont	5-06-72
	23	vs	Southern Tech	4-27-74
MOST EXTRA BASE HITS	8	vs	Oglethorpe	4-24-65
	8	vs	High Point (N.C.)	4-15-68
	8	vs	°Eckerd	5-26-74
MOST RBI'S	20	vs	Westmar (Iowa)	4-03-75
MOST DOUBLES	7	vs	High Point (N.C.)	4-15-68
MOST TRIPLES	4	vs	Oglethorpe	4-10-65
	4	vs	°Ouachita Baptist	5-27-70
MOST HOME RUNS	3	vs	Oglethorpe	5-15-64
	3	vs	Oglethorpe	4-24-65
	3	vs	Erskine	3-27-72
	3	vs	Georgia State	3-31-72
	3	vs	Piedmont	5-06-72
	3	vs	Florida A&M	5-04-75
MOST TOTAL BASES	37	vs	Piedmont	5-06-72
MOST STOLEN BASES	13	vs	Armstrong State	4-02-68
MOST DOUBLE PLAYS	5	vs	°New Orleans	6-01-74
MOST ASSISTS	22	vs	Otterbein (Ohio)	3-27-77
MOST ERRORS	8	vs	Berry	4-29-64
	8	vs	Armstrong State	4-05-67
MOST STRIKE OUTS	17	vs	°Birmingham Southern	5-26-73
MOST STRIKE-OUTS: AGAINST	16	vs	West Georgia	4-29-66
MOST PITCHERS USED	6	vs	Georgia Southern	4-17-77
MOST INNINGS PLAYED	17	vs	David Lipscomb	3-21&22-68

NOTE: °tournament game. The first game that Tommy Thomas ever coached at Valdosta State became the longest game, by innings, in the school's history. It took two days to complete. The Rebels won 7-6, in the bottom of the 17th.

	123	456	789	101112	131415	1617	R	H	E	
David Lipscomb ..	301	110	000	0 0 0	0 0 0	0 0	-	6	14	3
Valdosta State ..	100	001	301	0 0 0	0 0 0	0 1	-	7	18	6

VALDOSTA STATE
1955--1977

TEAM RECORDS -- SEASON

MOST GAMES	63	(1977)
MOST WINS	47	(1977)
MOST CONSECUTIVE WINS	13	(1972)
BEST WON-LOST PERCENTAGE754	(1973)
MOST LOSSES	25	(1976)
MOST CONSECUTIVE LOSSES	6	(1961 & 63 & 71)
WORST WON-LOST PERCENTAGE200	(1956)
MOST AT-BATS	2025	(1977)
MOST RUNS	470	(1977)
MOST RUNS PER-GAME	7.9	(1955)
LEAST OPPONENT RUNS PER-GAME	2.3	(1960)
MOST HITS	638	(1977)
MOST EXTRA BASE HITS	163	(1977)
BEST SLUGGING PERCENTAGE440	(1977)
MOST RBI'S	389	(1977)
MOST DOUBLES	104	(1977)
MOST TRIPLES	29	(1977)
MOST HOME RUNS	30	(1977)
MOST TOTAL BASES	890	(1977)
MOST STOLEN BASES	119	(1977)
BEST BATTING AVERAGE315	(1977)
WORST BATTING AVERAGE216	(1957)
BEST FIELDING PERCENTAGE964	(1965)
MOST DOUBLE PLAYS	49	(1977)
MOST INNINGS PITCHED	521.1	(1977)
MOST STRIKE OUTS	380	(1973)
BEST EARNED RUN AVERAGE	1.45	(1964)

TEAM RECORDS -- SEASON (continued)

WORST EARNED RUN AVERAGE	6.11	(1963)
MOST SHUT-OUTS	12	(1973)
MOST CONSECUTIVE SHUT-OUTS	4	(1971)
MOST SHUT-OUTS: AGAINST	8	(1976)



The Run That Didn't Count

It was a lot of wasted effort for Georgia's Steve Traylor and State's Darrell Branham in a baseball game here Saturday. Traylor missed safely home with West Georgia's record run in the third inning of the first game of a scheduled doubleheader.

Traylor rallied and took a 4-2 lead in the fourth, and had the bases loaded when the rains came and came. The game had not reached halfway point and was canceled. It was the second contest. The team will try again at 7 p.m.

VALDOSTA STATE
1955--1977
STATISTICAL LEADERS
SEASON-by-POSITION

MOST AT-BATS

1B-- 210 Steve Jones (73)
2B-- 227 Skip Fite (77)
3B-- 181 Keith Griffin (77)
SS-- 179 Terry Fields (73)
LF-- 212 Gene Felts (73)
CF-- 223 Dan Darden (75)
RF-- 181 Craig Viers (77)
C-- 215 Frank Sumner (73)
DH-- 227 David DeMersseman (77)

MOST RUNS

40 Bruce Fowler (77)
72 Skip Fite (77)
31 Keith Griffin (77)
40 Dave Taylor (75)
41 Gene Felts (73)
61 Sal Amadeo (77)
45 Craig Viers (77)
51 Cecil Whitehead (77)
58 David DeMersseman (77)

MOST HITS

63 Steve Jones (73)
83 Skip Fite (77)
47 Keith Griffin (77)
58 Dave Taylor (75)
78 Gene Felts (73)
74 Dan Darden (75)
63 Craig Viers (77)
59 Frank Sumner (73)
74 David DeMersseman (77)

MOST RUNS-BATTED-IN

1B-- 37 Craig Courtney (69&72)
2B-- 26 Skip Fite (77)
3B-- 36 Keith Griffin (77)

SS-- 28 Dave Taylor (75)
LF-- 38 Billy Fortenberry (77)
CF-- 50 Gene Felts (72)
RF-- 49 Craig Viers (77)
C-- 53 Cecil Whitehead (77)
DH-- 37 David DeMersseman (77)

BEST BATTING AVERAGE

.394 Craig Courtney (69)
.366 Skip Fite (77)
.351 Larry Meredith (68)

.354 Dave Taylor (75)
.368 Gene Felts (73)
.363 Gene Felts (72)
.379 Steve Crawford (68)
.373 Cecil Whitehead (77)
.368 Dan Darden (74)

MOST DOUBLES

13 Craig Courtney (69)
10 Skip Fite (77)
10 Larry Meredith (68)&
10 Danny Blizzard (76)
10 Jack Toole (69)
11 Gene Felts (73)
12 Dan Darden (75)
14 Craig Viers (77)
10 Cecil Whitehead (77)
16 David DeMersseman (77)

MOST TRIPLES

1B-- 6 Dennis Fike (66)&
6 Craig Courtney (69)
2B-- 4 Skip Fite (77)
3B-- 3 Larry Meredith (69)&
3 Rusty Simpson (72)
SS-- 4 Angelo DeVivo (61)
LF-- 6 Gene Felts (73)

CF-- 8 Dan Darden (75)
RF-- 6 Craig Viers (77)
C-- 6 Cecil Whitehead (77)
DH-- 2 David DeMersseman (77)

MOST HOME RUNS

9 Jeff Greenhalgh (75&76)

2 Larry Hysler (70)
2 Danny Blizzard (76)&
2 Keith Griffin (77)
3 Dave Taylor (75)
4 Bill Baggett (69)&
4 Gene Felts (73)
13 Gene Felts (72)
3 Steve Crawford (69)
10 Cecil Whitehead (77)
2 (3 hitters tied)

MOST STOLEN BASES

11 Harry Jones (71)

28 Skip Fite (77)
9 Larry Meredith (68)

16 Hansel Faulkner (60)
20 Gene Felts (73)

31 Claude Speck (67)
29 Steve Crawford (69)
10 Cecil Whitehead (77)
20 David DeMersseman (77)

MOST EXTRA BASE HITS

1B-- 25 Craig Courtney (69)
2B-- 14 Skip Fite (77)
3B-- 12 (3 hitters tied)
SS-- 12 Jack Toole (69)
LF-- 21 Gene Felts (73)
CF-- 28 Gene Felts (72)
RF-- 22 Craig Viers (77)
C-- 26 Cecil Whitehead (77)
DH-- 20 David DeMersseman (77)

BEST SLUGGING PERCENTAGE

.720 Craig Courtney (69)
.445 Skip Fite (77)
.490 Larry Meredith (68)
.464 Dave Taylor (75)
.533 Gene Felts (73)
.720 Gene Felts (72)
.621 Steve Crawford (68)
.720 Cecil Whitehead (77)
.441 David DeMersseman (77)

NOTE: because of a great diversity in games played, if the above statistics were converted to "average-per-game" other players would have titles.

VALDOSTA STATE
 Year-by-Year
 HITTING TOTALS
 1955--1977

	AT-BAT	RUNS	HITS	RBI'S	AVERAGE	2B'S	3B'S	HR'S	SB'S
1955 ...	358	86	97	--	.271	--	--	--	--
1956 ...	343	42	82	--	.239	--	--	--	--
1957 ...	296	46	64	--	.216	--	--	--	--
1958 ...	129	28	35	--	.271	--	--	--	--
1959 ...	418	73	113	49	.270	--	--	--	--
1960 ...	583	92	133	65	.228	15	9	4	64
1961 ...	689	92	156	77	.230	8	8	2	32
1962 ...	617	108	157	89	.254	9	6	2	38
1963 ...	408	71	96	54	.235	12	9	2	17
1964 ...	641	83	149	61	.232	15	11	4	26
1965 ...	912	159	222	131	.243	32	11	12	25
1966 ...	723	105	171	86	.237	20	10	5	24
1967 ...	968	131	242	106	.250	25	13	4	50
1968 ...	802	133	224	108	.279	52	8	4	85
1969 ...	1159	207	301	171	.260	56	12	20	70
1970 ...	1317	206	362	153	.275	54	19	7	58
1971 ...	1295	187	327	163	.253	42	9	16	70
1972 ...	1426	287	417	246	.292	59	22	26	65
1973 ...	1815	304	494	242	.272	60	22	17	87
1974 ...	1491	304	427	250	.286	63	18	17	86
1975 ...	1698	288	445	245	.262	58	16	28	84
1976 ...	1522	236	400	195	.263	53	12	19	77
1977 ...	2025	470	638	389	.315	104	29	30	119
TOTALS	21,625	3738	5752	2871	.266	737	244	219	1077

VALDOSTA STATE
Year-by-Year
PITCHING TOTALS
1955--1977

Year	GAMES	IP	HITS	RUNS	ER	BB	SO	WON-LOST	E.R.A.
1955 ...	11	--	--	62	--	--	--	6-5	--
1956 ...	10	--	--	67	--	--	--	2-8	--
1957 ...	9	--	--	66	--	--	--	2-7	--
1958 ...	7	--	--	65	--	--	--	2-5	--
1959 ...	21	--	--	128	--	--	--	10-11	--
1960 ...	20	159.1	98	43	29	44	155	15-5	1.64
1961 ...	23	185	179	143	85	96	95	8-15	4.14
1962 ...	18	153	141	96	57	63	80	9-9	3.35
1963 ...	12	101.2	121	97	69	47	41	4-8	6.11
1964 ...	20	180	145	60	29	66	112	10-10	1.45
1965 ...	29	242	195	104	68	103	210	18-11	2.53
1966 ...	24	194	104	69	38	86	137	15-9	1.76
1967 ...	30	259.2	230	146	80	123	167	14-16	2.77
1968 ...	24	231.1	194	101	63	73	191	15-9	2.45
1969 ...	36	312.2	249	109	71	89	253	27-10	2.04
1970 ...	41	352.1	280	138	88	148	247	25-16	2.22
1971 ...	42	344.2	314	171	119	158	264	24-18	3.11
1972 ...	45	366	336	159	117	102	245	28-15	2.88
1973 ...	58	480.2	382	164	100	215	380	43-14	1.87
1974 ...	51	397	344	174	123	191	207	38-13	2.79
1975 ...	53	458	405	188	135	191	254	36-17	2.65
1976 ...	53	419.1	379	176	116	164	270	28-25	2.49
1977 ...	63	521.1	483	269	203	249	293	47-16	3.51
TOTALS	700	5358	4579	2795	1590	2208	3601	426-272	2.67

VALDOSTA STATE
1955--1977
COACHING COMPARISON

	COACH	WON-LOST	PCT.	BATTING	PITCHING	CONFERENCE	WON-LOST
1955 ..	Cottingham	6-5	.545	.271	----	----	---
1956 ..	Cottingham	2-8	.200	.239	----	----	---
1957 ..	Cottingham	2-7	.222	.216	----	----	---
1958 ..	Cottingham	2-5	.286	.271	----	Georgia	1-2
1959 ..	Colson	10-11	.476	.270	----	Georgia	6-5
1960 ..	Grant	15-5	.750	.228	1.64	*Georgia	9-2
1961 ..	Grant	8-15	.348	.230	4.14	Georgia	5-5
1962 ..	Grant	9-9	.500	.254	3.35	Georgia	4-2
1963 ..	Grant	4-8	.333	.235	6.11	Georgia	2-2
1964 ..	Grant	10-10	.500	.232	1.45	Georgia	4-6
1965 ..	Grant	18-11	.621	.243	2.53	°Georgia	9-2
1966 ..	Grant	15-9	.625	.237	1.76	Georgia	3-4
1967 ..	Grant	14-16	.467	.250	2.77	Georgia	4-5
1968 ..	Thomas	15-9	.625	.279	2.45	Georgia	4-5
1969 ..	Thomas	27-10	.730	.260	2.04	°Georgia	9-1
1970 ..	Thomas	25-16	.610	.275	2.22	°Georgia	11-1
1971 ..	Thomas	24-18	.571	.253	3.11	°Georgia	8-2
1972 ..	Thomas	28-15	.634	.292	2.88	°Georgia	7-1
1973 ..	Thomas	43-14	.754	.272	1.87	----	---
1974 ..	Thomas	38-13	.745	.286	2.79	°South Atlantic	16-2
1975 ..	Thomas	36-17	.679	.262	2.65	South Atlantic	14-4
1976 ..	Thomas	28-25	.528	.263	2.49	South Atlantic	8-10
1977 ..	Thomas	47-16	.746	.315	3.51	°South Atlantic	13-2

NOTE: °denotes Conference Champion. *denotes that VSC won title, but had to vacate.
 COACHING TOTALS: Cottingham .. won 12--lost 25 .324; Colson .. won 10--lost 11 .476;
 Grant .. won 93--lost 83 .528; Thomas .. won 311--lost 155 .668 Georgia Con-
 ference Totals .. won 86--lost 45 .657; South Atlantic Conference Totals .. won 51--
 lost 18 .739 CHAMPIONSHIP TOTALS: Georgia Conference (5); NAIA District-25 (5);
 NAIA Area-5 (1); South Atlantic Conference (2); NCAA South Atlantic Regional (2).



TOURNEYS

1965 TOURNAMENTS
 GEORGIA CONFERENCE & NAIA DISTRICT

May 13, 1965 ... GEORGIA CONFERENCE PLAY-OFF ... Macon, Ga.

The Rebels finished their season on May 3, defeating Piedmont twice (13-3 and 8-2), to tie West Georgia for the Georgia Conference crown, with an 8-2 league mark. Early the next week, while in Rome, Ga. for the Conference Spring Meeting, VSC Coach, Bill Grant received a call from West Georgia mentor, Tom D'Arami. D'Arami said that he had the play-off all set for May 10, in Macon, with West Georgia supplying the umpires (the VSC-West Georgia regular season meeting had been played in Valdosta).

"The hell you've got it set," Grant replied to D'Arami; and a rather salty discourse followed. The final decision was made to hold the game May 13, in Macon, with each team supplying one umpire. The umpires would change assignments after five innings.

Grant nominated Mike Perry (6-1) to pitch, while D'Arami went with his ace, DeVore (8-1). DeVore had absorbed his only loss of the season to VSC, as the Rebels erupted for 9, first-inning, runs on their way to an 11-2 win. The play-off game was a pitcher's battle all the way with both Perry and DeVore pitching brilliantly. In the bottom of the second, catcher Zack Wade led off with a single, was sacrificed to second by Dennis Fike, and scored on a booming double by centerfielder Ben Bates, to take a 1-0 lead. Bob Lamphier led off the fifth with a triple, for the Rebs, but was left stranded, for VSC's only other threat. Meanwhile, Perry was setting down the Braves in order, with the exception of the first (an error by Tommy Johnson), the fourth (a walk, and a two-out single), and the seventh (a two-out single).

Leading 1-0, the Rebels seemed to clinch the game, when with two-out, and no one on, in the top-of-the-ninth, Snyder hit a routine grounder to Johnson, at short. Tommy threw to Angie DeVivo at first, and the Rebs erupted in celebration. BUT NO, the umpire said that DeVivo's foot had been off the base (this was the ump that the Braves had brought). The Rebels were stunned. That is, all except for Coach Bill Grant, who stood toe-to-toe, chest-to-chest with umpire Wooten. Grant systematically turned the ump's white shirt brown, as the VSC coach objected vehemently, with a chew-of-tobacco in his mouth. Wooten threw Gant out of the game, and when Grant objected, he was thrown out of the stadium.

With a pinch-runner on first, Perry attempted a pick-off. The ball was thrown wildly, past DeVivo. As the runner rounded second, and headed for third, rightfielder Lamphier attempted to retrieve the ball as it bounced around in foul-territory. D'Arami sent the runner home, as he saw Lamphier's problem. Bob, however, got the ball, relayed it to second-sacker Jack Raley, who threw a strike to catcher Wade. Zack went 10-feet up the line, and hit the on-coming runner with all of his weight, knocking the West Georgian into the air. There was no need for a call, as the Rebels had won their first ever Georgia Conference title. As the players celebrated, Coach Grant was saying a last few words to umpire Wooten, as the man in blue (and brown) left the field. The win boosted the Rebels into the NAIA District-25 championship against independent pick, Georgia Southern.

	123 456 789
West Georgia	000 000 000 -- 0-3-0
Valdosta State	010 000 00x -- 1-5-2
DeVore & Burchfield; Perry & Wade. WP: Perry	
(7-1), LP: DeVore (8-2) ... (Bates 2x3, 2b, rbi)	

May 21-22, 1965 ... NAIA DISTRICT 25 ... Statesboro, Ga.

In the NAIA District-25 championship, Valdosta State had the unenviable task of not only defeating one of the nation's top small college baseball teams, but also doing it in Statesboro, Ga. Statesboro had (and to an extent, still has) a reputation for being "homer city" for visiting teams. Until the early 1970's, the same two umpires worked every Southern home game, and were very intimate with Eagle players, and fans alike.

Although the VSC scorebook, from this tournament, makes continued, and pointed reference to the umpiring, the Rebels could just not hit with men-on-base, and also made many critical mental, and physical errors.

In game one, of the two-of-three play-off, Ron Fortner (6-3) took the mound to oppose Pierce (8-2) for Southern. The Rebs tied the game at 1-1, in the third, on hits by Lindy Evans and Tommy Johnson, but neither Dennis Fike, or Ben Bates could deliver, with men on first and second. Evans made errors in the first, and fifth that led to Southern runs, and only a Johnson double in the seventh provided anymore Reb offense. Ron Fortner struck-out 8, but four of his walks eventually led to Southern scores.

The next day was do-or-die for Valdosta State, and the Rebels fought to the end in a 6-4 defeat. Mike Perry (7-1) started for VSC, but was bombed in the second, with two doubles, two walks, and a single accounting for three runs. After two fourth inning errors by Evans, along with two singles, added two more Eagle runs, Ray Peters replaced Perry, and allowed only a lone sixth inning tally.

VSC scored in the seventh on DeVivo's double, and added three runs in the eighth, aided by three walks, and Ben Bates' single. DeVivo led-off the ninth with a single, but was left stranded. The Rebels ended their season with a fine 18-11 mark, and their tournament action paved the way for Valdosta State to become one of the nation's busiest post-season-play teams, during the 1970's.

May 21, 1965

	123	456	789	R	H	E
Valdosta State	001	000	010	--	2-6-4	
Georgia Southern	101	020	01x	--	5-6-2	

Fortner & Wade; Pierce & Payne. WP: Pierce (9-2), LP: Fortner (6-4) ... (Evans 2x5; T. Johnson 2x4; DeVivo 2 rbi's)

May 22, 1965

	123	456	789	R	H	E
Georgia Southern	030	200	100	--	6-10-1	
Valdosta State	000	000	130	--	4- 4-3	

Stephens & Payne; Perry, Peters (4) & Wade. WP: Stephens (9-3), LP: Perry (7-2) ... (DeVivo 2x4, 2b)

THREE GAME TOTALS:

(Fortner, p 2-1, .500; Bates, cf 8-3, .375; T. Johnson, ss 10-3, .300; Lamphier, rf 8-2, .250; DeVivo, 1b 10-2, .200; Evans, 3b 14-2, .143; Fike, 1f 10-1, .100; Wade, c 12-1, .083; Raley, 2b 9-0, .000; Perry, p 4-0, .000; Peters, p 4-0, .000; Creel, rf 1-0, .000)

(Peters 0-0, 1.69; Perry 1-1, 2.13; Fortner 0-1, 4.50)

1969 TOURNAMENTS NAIA DISTRICT & NAIA AREA

Valdosta State confidently strode into the NAIA District-25 tourney, owning a 24-9 record, and their second-ever Georgia Conference title. The tournament was a three-team affair, held in Valdosta, and also included Southern Intercollegiate Athletic Conference champion (SIAC), Florida A&M, and independent power, Mercer.

A&M opened the series by dropping Mercer, 12-7, and on May 22, faced the home-town Rebs. Coach Tommy Thomas elected to throw his senior, ace Eddie Fisher (10-0), although the "Fish" had a painful blister on his right, index finger. The pain became so bad before game-time, that Thomas rushed Fisher to a local M.D., for a pain-killing shot. The shot certainly killed the pain, but it also led Ed to the worst pitched game of his sensational, college career.

Without any feeling in his right-hand, Eddie hit the first two Rattlers that he faced, and quickly found himself behind 6-2, after 2-and-a-half innings. VSC rallied, however, and scored three runs in the bottom-of-the-third, to edge within 6-5. Strangely enough, the Rebels had only one hit through the first three frames, that a double by Craig Courtney, that plated only one run.

While Fisher settled down (eventually striking-out 10), the Rebs rallied to tie it in the sixth (on a Spence Kiser home-run), and go ahead for good (8-6) in the seventh, on a Courtney homer. Singles by Kiser, Courtney, and Bill Baggett in the eighth, sandwiched around Larry Meredith's triple sealed A&M's doom, although the Rattlers scored twice in the ninth, to make the final, 10-8.

The next day, Mercer eliminated Florida A&M, 7-2, and faced VSC, hoping to extend the tourney another day. Danny Petrovich took care of Mercer's aspirations, as he pitched a smooth 9-hitter (striking out 9, and walking only 2), in a 5-2 Rebel triumph. Courtney, Jack Toole, and Larry Hysler each had two-hits for the "Good Guys," while Petrovich drove in two runs, with a clutch, two-out, fourth-inning single. VSC thus qualified for their first-ever NAIA Area-5 tourney, clutching a number-7 national ranking (among small colleges) in their grasp.

May 22 at Valdosta, Ga.

	123	456	789	R	H	E
Florida A&M	222	000	002	--	8-9-5	
Valdosta State	203	001	22x	--	10-8-3	
Young, Wolfe (3), Nelson (5) & Johnson; Fisher & Rominger. WP: Fisher (11-0), LP: Nelson (4-2) ...						
(Kiser 2x3, HR; Baggett 2x4; Courtney 3x5, 2b, HR, 2-rbi's; Toole 2-rbi's)						

May 23 at Valdosta, Ga.

	123	456	789	R	H	E
Valdosta State	020	210	000	--	5-7-2	
Mercer	000	000	200	--	2-9-3	
Petrovich & Rominger; Crook, Stienbeck (5), Hogan (7), Cochran (9) & Mayo, Hogan (9). WP: Petrovich (8-3), LP: Crook (3-2) ... (Courtney 2x4, 2b; Toole 2x4; Hysler 2x4, 2b; Petrovich 2-rbi's)						

District Totals:

(Courtney, 1b 9-5, .556; Kiser, cf-1f 4-2, .500; Baggett, lf 7-2, .286; Toole, ss 7-2, .286; Hysler, 2b 7-2, .286; Petrovich, p 4-1, .250; Meredith, 3b 5-1, .200; Crawford, rf 7-0, .000; Rominger, c 5-0, .000; Thornton, cf 4-0, .000; Fisher, p 4-0, .000)

(Petrovich 1-0, 2.00; Fisher 1-0, 4.00)

Whatever great thoughts Valdosta State had in regard to a possible Area Tournament crown, were quickly squashed in their very first game. The Rebels were matched with tourney co-favorite (along with VSC) William Carey (Miss.), and most observers picked the winner of this game to go all the way. In the opening game of the series in Knoxville, Tenn., Carson-Newman knocked off Ouachita Baptist, and set the stage for the weirdest ending of any VSC game, ever.

Eddie Fisher drew the mound assignment for the Rebs, and although he was hit harder than usual, held a 4-3 lead after six-frames. Carey had solo-homers in the second and fourth, while VSC scored in the first (on an error), third (singles by Larry Meredith, and Bill Baggett), and twice in the fifth (a Fisher two-bagger, and singles by Spence Kiser, and Meredith). All the while, though, the Reb bench was becoming more vocal in regard to the seemingly inconsistent, ball-strike calling of home-plate umpire, Shorty Hatfield.

Hatfield made repeated glances toward the VSC dugout in the middle frames, and in the sixth warned the bench about their "cat-calls." Carey rallied for two runs in the bottom-of-the-seventh (to take a 5-4 lead), on a triple, single, and a walk, but to the Rebels bench, the "good-guys" had been robbed on a call-at-the-plate, plus some "pipe" pitches that were called balls. Again, Hatfield strode to the dugout, this time threatening to "clear-the-bench" if he heard another word.

Craig Courtney led off the Reb eighth with a walk, but when the first pitch to right-fielder Steve Crawford looked low, the bench let Hatfield have it again. The stocky, umpire strode to the VSC dugout, stepped down on the first-step, and threw the entire non-playing (leaving 9-players) team-members out of the game. Hatfield looked each Rebel defiantly in the eye as the player passed him, and not a word was spoken. One of the last players to leave, freshman, Harry "Moose" Jones didn't say a word either, he simply flicked Hatfield's cap off, with his hand. The umpire retaliated by hitting Jones in the shoulder with his mask, and loudly declared the contest a forfeit, in favor of William Carey.

VSC had to play a losers bracket game immediately that day (May 28), and Dan Petrovich pitched a neat 6-hitter, as the Rebs edged Ouachita Baptist, 3-0. Meredith tripled in a first-inning run, four walks forced in a second-inning score, and Petrovich singled in the last tally in the sixth.

Carson-Newman eliminated the Rebels, 4-2, the next day, to end Valdosta State's season at 27-10. Leroy Purdy pitched well, but issued five walks (three of which scored), and only Craig Courtney (2x3) was effective at the dish, as VSC stranded eight runners in crucial situations.

William Carey went on to win both the Area tournament, and also the NAIA National Championship. VSC retained their number-7 ranking in the final poll of the season. What might have been, never was.

May 28 at Knoxville, Tenn.

	123	456	789	R	H	E
Valdosta State	xxx	xxx	xxx	--	0-x-x	
William Carey	xxx	xxx	xxx	--	9-x-x	

May 28 at Knoxville, Tenn.

	123	456	789	R	H	E
Ouachita Baptist	000	000	000	--	0-6-1	
Valdosta State	110	001	00x	--	3-7-1	

Sledge, Martindale (2) & Hargadine; Petrovich & Rominger. WP: Petrovich (9-3), LP: Sledge (8-5)

May 29 at Knoxville, Tenn.

	123	456	789	R	H	E
Valdosta State	000	100	100	--	2-7-1	
Carson-Newman	000	020	11x	--	4-9-2	

L. Purdy & Rominger; Fillmar & Bostic. WP: Fillmar (6-2), LP: L. Purdy (2-2) ... (Courtney 2x3)

Area Totals:

(Courtney, 1b 7-3, .429; Rominger, c 5-2, .400; Kiser, lf 7-2, .286; Crawford, rf 5-1, .200; Thornton, cf 5-1, .200; Petrovich, p 5-1, .200; Meredith, 3b 7-1, .143; Hysler, 2b 7-1, .143; Toole, ss 8-1, .125; Purdy, p 3-0, .000)

(Petrovich 1-0, 0.00; L. Purdy 0-1, 3.38)



Craig Courtney



1970 TOURNAMENTS NAIA DISTRICT & NAIA AREA

Valdosta State (22-13) drew Columbus (26-7) as its first-round opponent in the NAIA District-25 tourney, at Tallahassee, Fla. It was again a three-team affair, with host Florida A&M (21-6) drawing the initial round bye.

The Rebels brushed by Columbus 7-2, as Steve Sorgius pitched a seven-hitter, and was aided by a 10-hit attack. A three-run, second inning outburst, on singles by Harry Jones, Rusty Simpson, Sorgius, and a double by Bobby Tripp, sealed the Cougar doom.

A&M eliminated Columbus in the day's second game, and battled VSC in the last game of the day. The Rebs won a hard fought, 3-2 decision behind the fine hurling of Leroy Purdy, and the bat of Steve Rominger, who had three safeties. Four singles in the second (Tripp, Larry Hysler, Purdy, and Steve Crawford) scored two runs, and a lone tally was added in the seventh, on Spence Kiser's clutch bingo. This game, however, was not played without contraversey. The Rebels were chided by the Rattler fans, given little attention re: arguments by the umpires, and became the brunt of biased comments by the P.A. announcer.

The host Rattlers took the field the next day (May 22), having to win a double-header. They unfortunately used most of their runs in the first game, as they unleashed a 23-hit attack, in blasting VSC 20-0. Rusty Simpson was behind only 1-0, going into the fifth, but A&M rallied for six-runs, on seven hits, and the rest of the game was never in doubt. The Rebels were also the recipients of rocks thrown by the fans, and several questionable actions by the Rattler players (first-baseman Harry Jones was under a pop-foul, when the batter threw his bat at Jones' legs. Harry, of course, didn't catch the ball; and the umpires made no call).

VSC exploded for six, first-inning runs in the nite-cap, on eight hits, and went onto a 10-1 win. Greg Lee pitched a sparkling 6-hitter, as the Rebs had 15 hits (three each by Spence Kiser, and Bill Baggett). It was VSC's second consecutive District title, and entitled them to a return trip to Knoxville.

May 21 at Tallahassee, Fla.

	123	456	789	R	H	E
Columbus	000	000	020	--	2-	7-1
Valdosta State	130	111	00x	--	7-	10-1

Kirkland, Stage (4), Mendenhall (6), Chadwick (7)
& Bell; Sorgius & Rominger. WP: Sorgius (7-2), LP:
Kirkland (9-5) ... (Simpson 2x4, 2-rbi's; H. Jones
2x3; Tripp 2-rbi's; Sorgius 2x4)

May 21 at Tallahassee, Fla.

	123	456	789	R	H	E
Valdosta State	002	000	100	--	3-	13-4
Florida A&M	000	001	010	--	2-	8-1

L. Purdy & Rominger; Wilson, Mathews (7) & Renfroe.
WP: L. Purdy (5-5), LP: Wilson (6-3) ... (Crawford
2-rbi's; Rominger 3x4; H. Jones 2x4; Hysler 2x4)

May 22 at Tallahassee, Fla.

	123	456	789	R	H	E
Valdosta State	000	000	000	--	0-	3-2
Florida A&M	100	060	58x	--	20-	23-0

R. Simpson, Hassell (5), Montgomery (8), Vann (8) &
Rominger; T. Renfroe, Bridges (1) & O. Renfroe. WP:
Bridges (5-2), LP: Simpson (8-3)

May 22 at Tallahassee, Fla.

	123	456	789	R	H	E
Florida A&M	001	000	000	--	1-	6-1
Valdosta State	600	011	20x	--	10-	15-1

Nixon, Williams (1), Mathews (7) & Renfroe; Lee & Rominger. WP: Lee (3-2), LP: Nixon (4-2) ... (Kiser 3x5, 3b; Simpson 2x5, 2b; Baggett 3x4, 2b, 3b, 2-rbi's; Rominger 2x4; Tripp 2x4; Hysler 3b, 2-rbi's)

District Totals:

(Purdy, p 1-1, 1.000; Sorgius, p 4-2, .500; H. Jones, 1b 15-6, .400; Tripp, ss 13-5, .385; Rominger, c 13-5, .385; Kiser, cf 14-5, .357; Simpson, 3b 15-5, .333; Hall, ph 3-1, .333; Baggett, lf 14-4, .286; Hysler, 2b 14-4, .286; Lee, p 4-1, .250; Crawford, rf 15-2, .133; Vann, p 1-0, .000)

(Vann 0-0, 0.00; Lee 1-0, 1.00; Sorgius 1-0, 1.00; Purdy 1-0, 2.00; Hassell 0-0, 6.00; Simpson 0-1, 11.56; Montgomery 0-0, 26.87)

Five days after their District Tournament win, Valdosta State was eliminated from NAIA Area-5 play. The Rebels fell into the losers bracket after an 11-8 loss to Ouachita Baptist, in the first-round; and then were sent packing by Livingston, later in the day, 11-5. Neither Steve Sorgius (7-3), or Leroy Purdy (5-6) were able to hold opponent's bats in line, while VSC had a total of 11-errors in the two games.

Hitting wise the Rebs had a total of 22, and were led by Spence Kiser (.556), and Moose Jones (.429). The opponents, however, banged out 29, including 18 by Livingston. Valdosta State ended the year with a 25-16 log.

May 27 at Knoxville, Tenn.

	123	456	789	R	H	E
Ouachita Baptist	404	111	000	--	11-	11-0
Valdosta State	100	500	101	--	8-	13-7

Sledge, Cheatwood (5) & Lamaster; Sorgius, Lee (3) & Rominger. WP: Cheatwood (4-1), LP: Sorgius (7-3) ... (Kiser 2x4, 3b, 3b; H. Jones 3x4; Tripp 3x5, 3b, 2-rbi's; Lee 2x3, 3b)

May 27 at Knoxville, Tenn.

	123	456	789	R	H	E
Livingston	000	013	430	--	11-	18-3
Valdosta State	102	110	000	--	5-	9-4

Weedon, Burkhalter (4) & Sexton, Outlaw (4); Purdy, Simpson (7), Vann (8), Lee (9) & Rominger. WP: Burkhalter (6-2), LP: Purdy (5-6) ... (Kiser 3x5, 2b)

Area Totals:

(DeVane, ph 1-1, 1.000; Kiser, cf 9-5, .556; Purdy, p 2-1, .500; H. Jones, 1b 7-3, .429; Tripp, ss 9-3, .333; Lee, p 6-2, .333; Baggett, lf 4-1, .250; Hysler, 2b 8-2, .250; Rominger, c 8-2, .250; Simpson, 3b 8-1, .125; Crawford, rf 9-1, .111; Sorgius, p 1-0, .000)

(Vann 0-0, 0.00; Lee 0-0, 2.46; Simpson 0-0, 5.39; Purdy 0-1, 5.40; Sorgius 0-1, 16.85)

1971 TOURNAMENTS NAIA DISTRICT & NAIA AREA

Although Valdosta State had won the 1971 Georgia Conference title, they were decided underdogs to both Columbus (26-8), and loop-rival Shorter (19-6), entering the NAIA District-25 tournament. The Rebs were 20-15 on the season, and had shown neither strong pitching, hitting, or defense.

VSC drew host Columbus in the first round, and held a 6-4 lead after 7-innings, behind the relief pitching of Ronald Bennett, and the hitting of Rusty Simpson (3-rbi's), and Craig Courtney (HR, and 2-rbi's). The Cougars, however, erupted for 5-runs in the eighth, off Bennett, and reliever Andy Hassell, and took a 9-6 lead into the bottom-of-the-ninth.

Craig Courtney led the inning off with a walk, and Steve Rominger singled, but two outs later, they were still on the bases (first and third, respectfully). Leftfielder Al Golden then delivered a clutch single, to plate one run, but the situation still looked bleak, as Coach Tommy Thomas batted Leroy Purdy, for short-stop Dudley Spruill. Purdy ran the count to 1-2, and then delivered one of the biggest "clutch" home-runs in VSC history. Leroy hit a long fly ball that easily cleared the centerfield fence (as Columbus' band-box dimensions came back to haunt them), to bring the Rebs back from certain defeat, to a 10-9 win. First-base coach, Bob Lingenfelter fainted in the coaches' box, and the both celebrated, and went to his aid.

The joy didn't last long, however, as the next day, Shorter jolted VSC into the losers bracket, 10-6. Heroes Purdy, and Collier Black (the previous day's winning pitcher), just couldn't hold the Hawks, and hurler David Chester held the Rebels to 5-hits, until the ninth. The loss threw the Rebs into a same day, do-or-die game with Columbus. Ron Nasworthy pitched a great 4-hitter (with relief help from Dan Chadwick), and Bobby Tripp had two rbi's, as Columbus' bubble was burst, 5-3.

VSC had to win two games the next day (May 20), to gain a repeat chance at Knoxville. The Rebels were equal to the task. In the initial game, VSC blasted Shorter 10-2, behind the pitching of Rusty Simpson, and the bats of Gene Felts (HR, and 4-rbi's), and Harry Jones (HR). The second contest was tense from the beginning. Coach Thomas chose Chadwick for the start, and the East Gary, Ind., freshman, pitched an excellent game. He game up an unearned run in the third, and shut-out the Hawks the rest of the way.

The "good-guys" scored in the fourth (a Jones single), and the fifth (an Al Golden triple, and a sacrifice-fly by Terry Fields), and held a 2-1 lead, going into the bottom-of-the-ninth. Shorter first-sacker, Causby, led off with a triple, but Chadwick set the next three Hawk hitters down in order (a pop-up to Jones, and two K's), for a truly great tournament win.

May 19 at Columbus, Ga.

	123	456	789	R	H	E
Columbus	021	001	050	--	9-14	-3
Valdosta State	203	010	004	--	10-11	-5

Waits, Ester (4), Stage (5), Mendenhall (6), Downing (9) & Bell; Simpson, Bennett (4), Hassell (8), Black (9) & Rominger. WP: Black (1-0), LP: Downing (2-2) ... (Courtney HR, 2-rbi's; Jones 2x4; Rominger 2x3, 2b; Simpson 2x5, 3-rbi's; Purdy HR, 3-rbi's)

May 20 at Columbus, Ga.

	123	456	789	R	H	E
Valdosta State	100	101	003	--	6-	8-7
Shorter	001	051	12x	--	10-	13-3

Purdy, Black (5) & Rominger; Chester, Teague (9) & DeFoor. WP: Chester (6-1), LP: Purdy (6-3) ... (Felts 2x5; Tripp 2x5; Simpson 2x4)

May 20 at Columbus, Ga.

	123	456	789	R	H	E
Valdosta State	002	002	001	--	5-	12-1
Columbus	000	000	210	--	3-	4-0

Nasworthy, Chadwick (8) & Rominger; Mendenhall, Camp (3) & Bell. WP: Nasworthy (3-4), LP: Mendenhall (4-3) ... (Felts 2x5; Tripp 2x5, 2-rbi's; Courtney 2x5, 2b)

May 21 at Columbus, Ga.

	123	456	789	R	H	E
Shorter	001	001	000	--	2-	9-5
Valdosta State	010	810	00x	--	10-	8-1

Teague, Wright (4), Throgmorton (4), Kizziah (9) & DeFoor; Simpson, Bennett (7), L. Purdy (9) & Rominger. WP: Simpson (6-4), LP: Teague (5-2) ... (Felts HR, 4-rbi's; H. Jones HR, 2x5)

May 21 at Columbus, Ga.

	123	456	789	R	H	E
Valdosta State	000	110	000	--	2-	6-2
Shorter	001	000	000	--	1-	6-2

Chadwick & Rominger; Wright, Kizziah (6) & DeFoor. WP: Chadwick (2-1), LP: Wright (11-2) ... (Simpson 2x4; Golden 2x4)

District Totals:

(Simpson, 3b 19-7, .368; Purdy, p 3-1, .333; H. Jones, 1b 22-7, .318; Golden, lf 16-5, .313; Courtney, rf 18-5, .278; Tripp, 2b 22-6, .273; Felts, cf 23-6, .261; Hall, 3b 4-1, .250; Chadwick, p 4-1, .250; Nasworthy, p 4-1, .250; Rominger, c 17-4, .235; Fields, ss 13-2, .154; Bennett, p 3-0, .000; Spruill, ss-3b 2-0, .000; Hassell, p 1-0, .000; Black, p 1-0, .000)

(Hassell 0-0, 0.00; Purdy 0-1, 0.00; Chadwick 1-0, 0.82; Simpson 1-0, 3.00; Nasworthy 1-0, 3.86; Black 1-0, 4.16; Bennett 0-0, 5.69)

It was the same old story in Knoxville for Valdosta State, but with a slightly different script. Unlike 1970, when the pitching failed, 1971 saw the hitters take a vacation. The Rebels again dropped their first two starts, and it was all over almost as soon as it had begun.

In the opener, David Lipscomb, behind All-American, Butch Stinson shut the Rebs down 4-1. Craig Courtney (3-hits), Bobby Tripp, and Terry Fields (two-hits each) solved the lefty's deliveries, but got no help from their teammates. Rusty Simpson relieved a wild Ron Nasworthy, in the second, and pitched great ball from then on, but the hitters just could not clutch it out.

The State College of Arkansas eliminated VSC, later in the day, 2-1. Again it was a lack of plate punch that did the Rebs in. Al Golden singled in catcher Steve

Rominger, in the second, and then Terry Fields walked (with one out), but the Rebels could do no further damage. Arkansas scored in the bottom-of-the ninth, on a double, intentional walk, and a single. VSC ended the season with a 24-18 record.

May 26 at Knoxville, Tenn.

	123	456	789	R	H	E
David Lipscomb	111	000	100	--	4-11-2	
Valdosta State	000	000	001	--	1- 8-2	

Stinson, Smith (9) & Lindsey; Nasworthy, Simpson (2) & Rominger. WP: Stinson (13-1), LP: Nasworthy (3-5)
 ... (Tripp 2x3; Courtney 3x4; Fields 2x4)

May 26 at Knoxville, Tenn.

	123	456	789	R	H	E
Valdosta State	010	000	000	--	1-3-0	
State College of Arkansas	000	001	001	--	2-7-1	

Purdy & Rominger; Humphries & Morgan. WP: Humphries (9-4), LP: Purdy (6-4)

Area Totals:

(Courtney, rf 6-4, .667; Tripp, 2b 7-2, .286; Fields, ss 7-2, .286; Hall, 3b 4-1, .250; Rominger, c 7-1, .143; Golden, lf 8-1, .125; Felts, cf 8-0, .000; H. Jones, 1b 8-0, .000; Simpson, 3b 5-0, .000; Purdy, p 1-0, .000)

(Simpson 0-0, 1.17; Purdy 0-1, 2.25; Nasworthy 0-1, 13.53)



firstbaseman, Harry "Moose" Jones

1972 TOURNAMENTS NAIA DISTRICT & NAIA AREA

Valdosta State (23-12) hosted Berry (16-9), Columbus (28-11), and Shorter (25-3), in the 1972 NAIA District-25 tournament. Although the Rebels were seeded number-one, Shorter, behind the hurling of Lamar Wright (10-0), and Vaughn Robbins (5-2), were expected to give VSC all that they could handle.

Wright shut-out Columbus, 5-0, and VSC blasted Berry 10-1, in first-round games. The "good-guys" waited until the seventh to score, and only after a disputed "safe" call at third that would have ended the inning. Terry Fields had four hits, and Bobby Tripp had 4-rbi's to lead the Southerners, while Rusty Simpson held Berry to seven-hits.

In the tension-packed winners bracket game, VSC got run-scoring hits in the second and third, from Fields, and Craig Courtney, and an eighth-inning, two-run homer from pitcher, Ronald Bennett, to drop the Hawks, 4-1. Columbus won two straight in the losers bracket, dropping Berry 11-0, and edging Shorter, 9-7, to advance to the finals.

It took two games, but the Rebs won their fourth consecutive District title. After bowing to the Cougars, 5-3, in the first game of the twin-bill, VSC came back to win the finale, 6-2. Leroy Purdy gave up four, first-inning runs, and the Rebels couldn't get the "big" clutch hit, although they out-hit Columbus, 9-7. Eddie Cowart had three hits, but that was still not enough.

VSC won the night-cap behind the tough pitching of junior, Andy Hassell, and the relief of Bennett. Hassell aided his cause with a two-run-scoring single, and won it on Gene Felts' 12th. home-run (in a 3-run, eighth-inning). Valdosta State took a 26-13 record, to Knoxville, in quest of the elusive Area title.

May 17 at Valdosta, Ga.

	123	456	789	R	H	E
Valdosta State	000	000	352	--	10	13-2
Berry	010	000	000	--	1-	7-5

Simpson & Rominger; Bing, Metzger (8), Mitchell (8) & Gardner, Brown (9). WP: Simpson (6-2), LP: Bing (8-5) ... (F. Sumner 2x5; Tripp 2x5, 4-rbi's; Felts 2x5, 3-rbi's; Fields 4x5)

May 18 at Valdosta, Ga.

	123	456	789	R	H	E
Valdosta State	011	000	020	--	4	9-1
Shorter	000	100	000	--	1	5-0

Bennett & Rominger; Robbins & DeFoor. WP: Bennett (8-2), LP: Robbins (5-3) ... (Bradley 2x3; Courtney 2x3, 2b; Cowart 2x4; Bennett 2-rbi's)

May 19 at Valdosta, Ga.

	123	456	789	R	H	E
Valdosta State	120	000	000	--	3	9-3
Columbus	400	000	01x	--	5	7-1

Purdy & Rominger; Balur, Chadwick (2) & Chaffer. WP: Chadwick (9-3), LP: Purdy (5-4) ... (F. Sumner 2x3; Cowart 3x4)

May 19 at Valdosta, Ga.

	123	456	789	R	H	E
Columbus	000	000	110	--	2-8-2	
Valdosta State	001	200	03x	--	6-6-1	

Gaddy, Hester (4), Mallory (8), Dalton (8) & Chaffer;
Hassell, Bennett (8) & Rominger. WP: Hassell (3-2),
LP: Gaddy (3-2) ... (Hassell 2-rbi's)

District Totals:

(Bradley, 2b 3-2, .667; Fields, ss 14-6, .429; Cowart, lf 16-6, .375; Courtney, 1b 15-5, .333; Hassell, p 3-1, .333; Felts, cf 18-5, .278; F. Sumner, rf 18-4, .222; Tripp, 2b 15-3, .200; Bennett, p 5-1, .200; R. Simpson, 3b-p 12-2, .167; Rominger, c 13-2, .154; White, 3b 3-0, .000; Spruill, 3b 3-0, .000; L. Purdy, p 2-0, .000; Golden, ph 1-0, .000; Dennis, 1b 1-0, .000)

(R. Simpson 1-0, 0.00; Hassell 1-0, 1.29; Bennett 1-0, 1.64; L. Purdy 0-1, 5.63)

In the Area Tournament, Valdosta State got close to the elusive dream of attending the NAIA World Series, but fell short. The Rebels were dumped 7-4, in the first-round, by Birmingham Southern, but battled their way through the losers bracket, by eliminating Ouachita Baptist 13-0, and Southern, 8-2. David Lipscomb, who would go onto finish second in the Nationals (for the second straight year), bopped the Rebs 8-3, in the finals.

Southern put VSC away in the opener, as they grouped 5-hits around a Terry Fields error (one of three in the game), in the fifth, for five runs. Pitcher Ronald Bennett (8-3) led to his own downfall, with unusual wildness, and got hitting support from only Frank Sumner (3x5), and Craig Courtney (2x4).

Leroy Purdy pitched a shut-out, two-hitter (striking-out 8), later that day, keeping the "good-guys" in the tourney. Every Rebel got a hit, as the Ouachita pitching was unable to stop the surge. The next day, Rusty Simpson got revenge upon Birmingham Southern (8-2), as Craig Courtney had two-hits (including a triple), and Gene Felts homered. The win sent VSC to the finals against undefeated Lipscomb.

Ronald Bennett got the mound call, but the crafty, Jesup, Ga., lefty was the victim of two crucial errors, that led to all but one run, in the 8-3 loss. Bison pitchers Dan Burns, and Tony Muncher held the Rebs to 5-hits, as VSC ended the season 28-15.

May 25 at Knoxville, Tenn.

	123	456	789	R	H	E
Birmingham Southern	000	050	002	--	7- 8-2	
Valdosta State	100	020	010	--	4-12-4	

Easton, Jolley (8) & Davidson; Bennett, LeFiles (5),
Chadwick (9) & Rominger. WP: Easton (8-2), LP: Bennett
(8-3) ... (F. Sumner 3x5; Courtney 2x4)

May 25 at Knoxville, Tenn.

	123	456	789	R	H	E
Ouachita Baptist	000	000	000	--	0-	2-2
Valdosta State	000	303	25x	--	13-	13-0

Lynch, Roberts (6), Stanhill (8) & Lancaster; L. Purdy & Rominger. WP: L. Purdy (6-4), LP: Lynch (6-4)
 ... (F. Sumner 2x5, 2-rbi's; Courtney 2x4, 2b; R. Simpson 2x2, 2-rbi's; Fields 2-rbi's; L. Purdy 2x3)

May 26 at Knoxville, Tenn.

	123	456	789	R	H	E
Birmingham Southern	000	000	002	--	2-	7-1
Valdosta State	000	203	03x	--	8-	8-0

Jolley, Smith (6), Wilson (7) & Davidson, Mason (7); R. Simpson & Rominger. WP: R. Simpson (7-2), LP: Jolley (7-3) ... (Felts 2-rbi's; Courtney 2x3; Cowart 2-rbi's; Rominger 2-rbi's)

May 27 at Knoxville, Tenn.

	123	456	789	R	H	E
Valdosta State	000	002	100	--	3-	5-2
David Lipscomb	000	003	14x	--	8-	10-1

Bennett, LeFiles (8) & Rominger; Burns, Muncher (5) & Dennis. WP: Muncher (3-1), LP: Bennett (8-4)

Area Totals:

(Spruill, 3b 1-1, 1.000; L. Purdy, p 4-3, .750; S. Jones, ph 2-1, .500; Courtney, 1b 13-6, .462; F. Sumner, rf 17-7, .412; Cowart, lf 13-4, .308; R. Simpson, 3b-p 11-3, .273; Felts, cf 15-4, .267; Bennett, p 4-1, .250; Tripp, ss 13-3, .231; Rominger, c 14-3, .214; Fields, ss 15-2, .133; Bradley, 3b 4-0, .000; LeFiles, p 2-0, .000)

(L. Purdy 1-0, 0.00; Chadwick 0-0, 0.00; R. Simpson 1-0, 2.00; LeFiles 0-0, 2.08; Bennett 0-2, 3.18)



pitcher Dan Chadwick

1973 TOURNAMENTS

NAIA DISTRICT, NAIA AREA & NAIA WORLD SERIES

No longer a member of the Georgia Conference, the newly named Valdosta State "Blazers" entered the NAIA District-25 tourney, as the hosts, with a sparkling 35-11 mark. Shorter (28-4) was seen to be the strongest opposition, while nemesis Columbus (29-11; but beaten 3 of 4 by VSC during the season), and West Georgia (24-11) could cause trouble.

The Blazers breezed through the tournament, although each game was fraught with pressure. In the first-round, VSC waited until the seventh to blast West Georgia, behind the eight-hit, hurling of Lee Daney. "Goofy" Jones and Gene Felts had three hits, while Felts, and short-stop Terry Fields homered.

Shorter was looking for revenge from past Valdosta State indignities, as the new Georgia Conference champs sent undefeated Vaughn Robbins to the mound, in the winners bracket game the following day (May 17). VSC ace, Pat Arnett, however, had other ideas, and aided by Jerome Register's hitting, and the great defense of Sam Bowen, set the Hawks down, 5-2. The game was tense from start to finish, as dug-out players from both teams seldom took a seat.

VSC faced Columbus in the finals. The Cougars had fought their way through the losers bracket (wins over West Georgia 9-7, and Shorter 6-0), after an initial round loss to Shorter, 2-1. It took 13-innings, but VSC out-lasting a good Cougar effort, 4-3, to advance to elusive, Knoxville for the fifth straight year.

Starter, Andy Hassell was the victim of some sharp Columbus hitting, and some shoddy Blazer defense. He exited in favor of Marty LeFiles, in the third, down 1-0. LeFiles pitched 10.2-innings of great relief, as VSC rallied behind Gene Felts, tourney record, 5-hits, for a 4-3 win. Bowen's shot off the third-sackers leg scored Bobby Tripp with the winning score.

May 16 at Valdosta, Ga.

	123	456	789	R	H	E
Valdosta State	000	001	623	--	12	16-2
West Georgia	100	001	000	--	2	8-4

Daney & Sumner; Brittian, Henshaw (7), Byrd (9) & Williams. WP: Daney (7-5), LP: Brittian (4-1) ...
(Tripp 2x4; Felts 3x5, HR, 2-rbi's; Jones 3x6, 2-rbi's; Bowen 2x3; Register 2x6, 2b, 3-rbi's; Fields HR, 2-rbi's)

May 17 at Valdosta, Ga.

	123	456	789	R	H	E
Valdosta State	200	010	002	--	5	5-0
Shorter	001	000	100	--	2	7-5

Arnett & Sumner; Robbins & DeFoor. WP: Arnett (7-2), LP: Robbins (4-1)

May 18 at Valdosta, Ga.

	123	456	789	101112	13	R	H	E
Columbus	100	200	000	0 0 0	0	--	3	12-4
Valdosta State	000	000	210	0 0 0	1	--	4	18-3

Dalton, Chadwick (7), Carroll (11) & Chaffer; Hassell, LeFiles (3) & Sumner. WP: LeFiles (7-0), LP: Carroll (3-4) ... (Sumner 2x7; Tripp 2x7; Felts 5x7, 2b; White 2x5; Fields 2x5; Arnett 2x6)

District Totals:

(Felts, lf 16-9, .563; Bowen, cf 11-4, .364; White, 3b 9-3, .333; Spruill, 3b 3-1, .333; Register, rf 17-5, .294; Fields, ss 14-4, .286; Tripp, 2b 16-4, .250; S. Jones, 1b 16-4, .250; Arnett, p-dh 10-2, .200; Sumner, c 17-3, .176)

(LeFiles 1-0, 0.81; Arnett 1-0, 2.00; Daney 1-0, 2.00; Hassell 0-0, 3.86)

Valdosta State entered their fifth consecutive Area tournament at Knoxville, with the most confidence since 1969. They also got a break when they drew the State College of Arkansas in the first-round; that meant that tourney co-favorites, Birmingham Southern and David Lipscomb had to meet early.

The Blazers brushed by the Bears, 11-0, as Lee Daney pitched a strong 3-hitter, and got 18-hits from his teammates. Included was Frank Sumner's first home-run of the season, and two deep triples by Sam Bowen. Lipscomb beat Southern 7-4, to set the stage for one of the most important games in VSC history.

Coach Thomas sent "ace" Pat Arnett to the mound, while the Bisons opted for freshman, flame-thrower Bo McLaughlin (now with the Houston Astros). The game was a classic, as McLaughlin set down VSC with the fast-ball, and Arnett used the quick-pitch and the spitter to stay in contention. The only scoring threat by either team came in the sixth, when Lipscomb got a single to right, with men on first, and second, with two out. Right-fielder Jerome Register loped-in, fielded the ball on the run, and threw a strike to catcher Sumner. Plate umpire Shorty Hatfield (yes, the infamous Hatfield of '69) hesitated on the bang-bang call, to let the dust clear. When he thrust his fist in the air, the entire Bison bench exploded in indignation.

Going into the bottom-of-the-ninth, the score remained 0-0. With one-out, All-American Gene Felts singled, but was forced at second by Sam Bowen. Coach Thomas called time-out, and talked to Sam. Everyone in the ball-park knew that the Brunswick, Ga., super-star was going. On the first pitch to Jerome Register (the next hitter), Bowen headed to second. Dennis, the Lipscomb catcher, moved to throw, and Register simply tipped him in the back of his catcher's helmet, with his bat. The throw bounced behind the pitcher's mound, and Bowen was easily safe. Dennis, and Bison coach, Ken Dugan, argued violently with umpire Hatfield, but the veteran man-in-blue, said "play-ball." Jerome slammed a high drive toward center, on the next delivery, and when the ball caromed off the 415-mark, the Blazers erupted in joy. The hit had clutch written all over it, in the dramatic 1-0 win.

Southern ousted Lipscomb that evening, and prepared to meet the Blazers, the next day, for a trip to Phoenix, Ariz., and the NAIA Nationals. It appeared early, that VSC would end the suspense in the first game, as Daney was rolling along with a 3-1 lead, going into the fifth. Pitching with only a day's rest, Lee suddenly got wild, and ace-reliever, Marty LeFiles came to the rescue. Unfortunately, Marty gave up two quick singles, and made an error on an attempted pick-off (it was the first time that anyone scored off LeFiles, in the inning that he relieved, all year).

Southern battered three other VSC hurlers in the late innings, and won 10-8. Gene Felts, and Register hit homers in an aborted ninth-inning comeback, but the Blazers had to depend on a second game victory to carry them skyward. The second game was scheduled for 30-minutes later, but it appeared that rain may end the tourney, as the sky became very dark. If the second game was rained-out, Southern would be declared champions, by virtue of its 3-1 mark, as compared to VSC's 2-1 log.

Sam Bowen took the hill for VSC, as the dark clouds rolled-in, and served

notice as to his ability, by striking-out the side, in the first. While Sam was mowing down the opponents (10 in the first-4-innings, and 17 over-all), VSC just couldn't mount an offense. It took a triple by Bowen in the sixth (he later scored on a wild-pitch), to give the game its final 2-0 score, and the Blazers their first-ever National tournament trip.

A side-light to the great win, was Frank Sumner's constant conversation with the home-plate umpire. Frank related, in glowing terms, the attributes of VSC's four, beautiful bat-girls, and promised the ump an invitation to the post-game celebration party, if the Blazers won. Did it do any good-- in the seventh, with two-out, and a man on first, Bowen threw a fast ball (on a 2-2 count) that missed, outside, by six-inches. "Strike-three," the umpire yelled, saying to Frank, as the stocky, catcher headed for the dug-out, "He wouldn't have hit it anyway."

May 23 at Knoxville, Tenn.

	123	456	789	R	H	E
Valdosta State	021	160	100	--	11	18-3
State College of Arkansas	000	000	000	--	0	3-0

Daney, Bowers (8) & Sumner, Branam (8); Raney, Thomas (5), Franks (5) & Beene. WP: Daney (8-5), LP: Raney (7-3) ... (Sumner 2x4, HR; Felts 3x5, 2b; Bowen 3x5, 2b, 3b, 3b; Register 2x2, 3b, 2-rbi's; Fields 3x5, 2-rbi's; Jones 2-rbi's)

May 25 at Knoxville, Tenn.

	123	456	789	R	H	E
David Lipscomb	000	000	000	--	0	6-2
Valdosta State	000	000	001	--	1	4-1

McLaughlin & Dennis; Arnett & Sumner. WP: Arnett (8-2), LP: McLaughlin (9-5) ... (Register 2b, rbi)

May 26 at Knoxville, Tenn.

	123	456	789	R	H	E
Valdosta State	200	010	203	--	8	10-3
Birmingham Southern	000	135	01x	--	10	13-4

Daney, LeFiles (5), Chadwick (5), Bowers (6), Hassel (8) & Sumner; Yeomans, Wilson (5) & Goss. WP: Wilson (5-1) ... (Felts 2x5, HR; Register 3x5, HR, 4-rbi's; Jones 2-rbi's) LP: Daney (8-5)

May 26 at Knoxville, Tenn.

	123	456	789	R	H	E
Birmingham Southern	000	000	000	--	0	5-1
Valdosta State	000	002	00x	--	2	4-0

Hatchett & Goss; Bowen & Sumner. WP: Bowen (2-2), LP: Hatchett (10-2) ... (Bowen 2x4, 2b, 3b)

Area Totals:

(Spruill, 3b 1-1, 1.000; Register, rf 13-6, .462; Felts, lf 16-7, .438; Bowen, cf 16-6, .375; Fields, ss 15-5, .333; Sumner, c 15-3, .200; Tripp, 2b 14-2, .143; White, 3b 14-2, .143; Arnett, p-dh 6-1, .167; Golden, dh 6-1, .167; Jones, 1b 16-2, .125; Starling, of 4-0, .000; Branam, c 2-0, .000)

(Bowen 1-0, 0.00; Arnett 1-0, 0.00; Bowers 0-0, 0.00; Hassell 0-0, 0.00; LeFiles 0-0, 0.00; Daney 1-1, 2.45; Chadwick 0-0, 36.00)

The trip to Phoenix, and the NAIA World Series, marked the first time that a Valdosta State baseball team ever flew, to a game. It also marked the first time in the school's history that a player refused to make a trip. Pitching ace, Lee Daney gave a solid "no," because he felt that he wasn't appreciated by his teammates, and also the school wouldn't pick-up the tab for his wife's trip. His absence might have cost the Blazers the National championship.

It left VSC with only Arnett, as a solid starter; Marty LeFiles as the only true reliever, and would force Bowen to throw immediately after the team's first loss. Coach Thomas had planned to pitch Daney against opening opponent, Phillips, come back with Arnett (probably against U.S. International; formerly California Western), and hopefully throw Sam under the arcs, in the winners bracket final.

Phillips threw a wrench into the Blazer plans, as they won a 4-3, cliff-hanger, in the first-round. Arnett pitched a fine game, but was victimized by erratic infield play, as Steve Jones made two errors (and a run-scoring mental mistake), and Terry Fields bombed a double-steal throw, to give the Haymakers an early 3-0 margin. Jones made up for his two RKI's (runs-kicked-in), with two RBI's, while Gene Felts added two hits. Felts also threw a strike to the plate in the ninth, after the third consecutive single off Arnett (after two were out), but the runner was ruled safe, to throw the Blazers into the losers bracket.

Bowen got the nod the next day, and simply overwhelmed Malone, with a one-hitter, in a 2-0 win. The only hit off Sam was a one-hopper back to him, toward the left-side of the mound. He slipped, however, on the freshly watered sod, fell down, and couldn't throw. Terry Field delivered a bases-loaded, two-out single, in the second, for the Blazers only offense.

Hometown Grand Canyon, was the next opponent, and VSC won a 10-8 thriller, but not after some anxious moments. Starter Andy Hassell saw catcher Frank Sumner drop a major-league pop-up, in the first, and took a quick shower. Marty LeFiles came in relief, and pitched five strong innings (to gain the win; his eighth of the year, against no losses), but exited in favor of Dan Chadwick in the sixth. Chadwick stayed until the ninth, but the "Old-Man," Pat Arnett, had to be called upon, in the ninth, with the bases loaded, and no one out. Pat put out the fire, and VSC advanced to the semi-finals. An inside-the-park homer by Bowen, 3-hits by Felts (including 3-rbi's), and Bobby Tripp sparked the win.

USIU remained undefeated, as they ripped UWis-Oshkosk, in the other semi, and VSC met Eastern Connecticut for the right to meet the Westerners. Coach Thomas went with his ace, Arnett, while Eastern threw John Caneria (who had, like Arnett, pitched in two previous games). Caneria pitched a brilliant game, striking out 12, but Pat pitched equally great. Eastern scored in the second, when a rising-line-drive was lost in the sun, by Bowen. In the sixth (after VSC had tied it on a Steve Jones double), a two-out, routine, ground-ball hit a pebble, and bounced over Tripp's head, at second, for a 2-1 Eastern lead.

The Blazers rallied on an Arnett hit in the seventh, and saw a great chance to go ahead stolen, in the eighth, as Felts was called-out at first, on a sure hit to deep short. Eastern won it in the bottom-of-the-ninth, on three consecutive singles, after two were out. VSC ended the season with a sparkling 43-14 record.

June 1 at Phoenix, Ariz.

	123	456	789	R	H	E
Valdosta State	000	110	010	--	3-9-4	
Phillips	012	000	001	--	4-9-0	

Arnett & Sumner; Frolin, Werther (8) & Lloyd. WP:
 Werther (7-3), LP: Arnett (8-3) ... (Felts 2x4; Jones
 3x4, 2-rbi's)

June 2 at Phoenix, Ariz.

	123	456	789	R	H	E
Malone	000	000	000	--	0-1-3	
Valdosta State	020	000	00x	--	2-6-1	

Zupanic & Karzan; Bowen & Sumner. WP: Bowen (3-2),
LP: Zupanic (5-5) ... (Fields 2-rbi's)

June 3 at Phoenix, Ariz.

	123	456	789	R	H	E
Valdosta State	040	201	030	--	10-14-3	
Grand Canyon	300	101	003	--	8-12-5	

Hassell, LeFiles (1), Chadwick (6), Arnett (9) &
Sumner; Schiekel, Berhle (2), Stidham (6) & Richards.
WP: LeFiles (8-0), LP: Schiekel (3-1) ... (Sumner 2x5,
2b, 2-rbi's; Felts 3x5, 3b, 3-rbi's; Tripp 3x5; Bowen
HR, 2-rbi's; Fields 2x5; Arnett 2x5)

June 4 at Phoenix, Ariz.

	123	456	789	R	H	E
Valdosta State	000	010	100	--	2-6-4	
Eastern Connecticut	010	001	001	--	3-11-2	

Arnett & Sumner; Caneria & Kennon. WP: Caneria
(10-3), LP: Arnett (8-4) ... (Jones 2x3, 2b)

World Series Totals:

(Jones, 1b 16-8, .500; Felts, lf 17-7, .412; Arnett, p-dh 12-4, .333;
Tripp, 2b 16-4, .250; Bowen, cf-p 12-3, .250; Sumner, c 18-4, .222;
Fields, ss 16-3, .188; White, 3b 12-1, .083; Register, rf 15-1, .067;
Spruill, 3b 3-0, .000; Golden, of 4-0, .000)

(Bowen 1-0, 0.00; Arnett 0-2, 2.46; LeFiles 1-0, 3.60; Chadwick 0-0,
7.83; Hassell 0-0, 12.86)



1974 TOURNAMENTS NCAA REGIONAL & NCAA WORLD SERIES

After Valdosta State had won the first-ever South Atlantic Conference title (16-2), and rolled-up the best record in the school's history (35-10), the Blazers were immediately given the number-one seed in the NAIA District-25 tournament. The tourney was to be held in Rome, Ga., with Shorter as host, and also included Columbus, and Georgia Southwestern.

But 1974 was VSC's first year in the NCAA (they were actually dual; belonging to both the NAIA and NCAA), and while they were not ranked in the NCAA poll, they did hold the number-two ranking in the NAIA voting. The Blazers had attracted national attention with victories over Georgia Southern and Florida State, and the NCAA selection committee was attempting to find "another" team to fit into the South Atlantic Regional, along with Florida Southern (ranked-2), Eckerd (ranked-5), and Rollins (ranked-6). Last year these three teams had been joined by Umd-Baltimore, but that foreigner had been less than impressive, dropping two straight games by lopsided margins.

Once the NCAA committee had ascertained that Sam Bowen was eligible for NCAA post-season competition (Sam would have been ineligible for 1973 participation, had VSC been in the NCAA), a bid was offered to the Blazers. Coach Tommy Thomas, and Athletic Director Bill Grant, decided to accept, and VSC was headed for Lakeland, Fla., rather than Rome.

The Lakeland tourney exuded the same kind of "class" that the NAIA World Series had in 1973 (NAIA District and Area tournaments seemed rather dingy). The field was major league, the practice facilities great, and the air brimming with enthusiasm. But VSC had a problem-- hitting. The Blazers had been in a horrendous slump, at the tail end of the season, and as they prepared to meet Rollins, this was on everyone's mind.

Coach Thomas nominated freshman, phenom, Steve McDiffitt to face the Tars, and the New Martinsville, W.Va., native was given an early 7-0 lead by his teammates. But prosperity was too much for McDiffitt to handle, as Rollins exploded for four, third-inning scores, to narrow the margin. Coach Thomas called upon "old faithful," Marty LeFiles, and the senior, reliever held the Tars at bay, as VSC erupted for a 13-6 win. The Blazers blasted 16-hits, including three by Dan Darden, Jerome Register, and Darrell Branam; but none was more important than a seventh-inning double by Dan Alford, that sparked a 6-run, uprising, to put the game out of reach.

Eckerd upset Florida Southern in the other first-round game, and the two underdogs met in the winners bracket final. Bill Petty (10-1) got the nod for VSC, but was promptly nailed for four, first-inning runs. Wildness, and infield hits, that seemed to have eyes, were his undoing. Coach Thomas, stuck with him, however, and Petty threw goose-eggs for the remainder of the game. Runs were VSC's problem, and it wasn't until the seventh that the Blazers unloaded, taking a 5-4 lead. A six-run eighth, put the Tritons away for good, and VSC had an 11-4 win. The hitting, once unleashed, was remarkable. The "good-guys" showered the Detroit Tigers, spring training site with extra-base-hits, the likes of which this NCAA Regional had never seen. Darden, Register, and Gene Felts blasted 3-hits each, in the 13-hit attack.

Rollins eliminated Southern, and then Eckerd stopped Rollins, to make it a Blazer-Triton final. VSC had to win one, to advance to Springfield, Ill., and the NCAA World Series. In the opener, Darden, Steve Sumner, and Branam helped the Blazer cause, behind the fine, relief work of LeFiles, as VSC sputtered to a 5-2 lead after six-frames. Poor defense, and ineffective relief (LeFiles exited after he too, contributed an error), let Eckerd tie the game in the seventh, and win an 8-5 decision, with three, eighth-inning runs.

Coach Thomas had but one decision to make, in the finals, and that was actually already made-- throw Sam Bowen. Sam did not relish pitching, but always agreed to do so, for the good of the team. Ralph Starling would assume and outfield slot, which meant designated-hitter, Darden (8x12 in the tourney) would not play. Also, Thomas inserted Marty Bishop at third, in place of Steve Sumner (4x11, .364). Sumner and Bishop had shared playing time throughout the regular season, and Thomas felt that it was Marty's turn.

Of the three line-up changes, Bowen's was the most significant. The fire-balling, righty simply over-powered Eckerd, as VSC blasted to a convincing 15-3 win. The Tritons felt confident, although they had no front-line pitching; it was their feeling that VSC had no pitching at all left. Bowen solved that mystery, as he threw two-fast balls, and an off-the-table-curve to the first Eckerd hitter, for a "K." In the bottom-of-the-first, Pete Reeves walked, and Sam hit a 410-foot shot to left, for a 2-0 lead, and VSC was on its way.

The game was tense, however, because it was for all the marbles. Leading 7-1, in the sixth, Bowen and Gene Felts hit back-to-back triples, and Darrell Branam and Moose Greenhalgh blasted back-to-back doubles, and VSC coasted home. Vince Musashe caught the last-out, and the Blazers celebrated their first-ever NCAA success. Their hitting had been sensational-- 54-hits that produced, 44-runs. Seven regulars hit over .300 in the tournament, and the team hit .375 (a school record). Bowen had the distinction of being named All-Tournament outfielder, pitcher, and Most-Valuable-Player.

In the middle of the 8-5 loss to Eckerd, a St. Petersburg, Fla. newspaperman said to Steve Roberts, "Just think; those two teams are killing themselves trying to get to Springfield, Ill.; what a joke." The significance of that statement hit home, when VSC journeyed to Lincoln's capitol city. If you think Southern Air Lines is frightening, try Ozark. You actually step down to get on the plane. Once the team got in Springfield, they found they were staying in a Lutheran Seminary. Trying to keep them happy there was Coach Thomas' first problem-- he wasn't successful, as the team moved to a \$100-a-day (for the entire group) all you can sleep, motel. The rooms were about as big as a small suitcase.

To complicate the problems, the team had no transportation, and eating (or finding a place to eat) was a thrill-a-minute. The most important thing for Thomas, however, was to keep the Blazer hitting edge, and he found the practice facilities completely inadequate. VSC was assigned to a Little League field, and an hour before their first-game, Darrell Branam hit a batting-practice screamer back at Thomas. The veteran coach made a great stop, but it was in an area of his body that "smarts" a bit. The diagnosis by one of Springfield's eminent M.D.'s was that Thomas was suffering from a bad case of the "swollen nuts." (We all guessed that).

VSC was matched against another Southern power, New Orleans, in the first-round, and Thomas went with McDiffitt (he didn't actually say McDiffitt, but just nodded in pain, when the pitcher's name was mentioned). The freshman just didn't have it, and VSC was behind 3-0, after one. Bowen hit a three-run triple in the second, but Steve hit the pines, after New Orleans erupted for five-runs in the fourth. Moose Greenhalgh's homer brought VSC within one, at 8-7, in the fifth, but the Blazer relievers couldn't hold the Privateers, and VSC fell to a final 13-9 count. Bowen had three-hits, and Jerome Register two.

Coach Thomas was recovered enough to take the coaching lines, for the next day's (June 2) game, and nominated Bill Petty for the start. Petty pitched a great game against losers bracket opponent, New Haven, but got no offensive support in a 1-0 loss. Only Bowen provided any punch (2-hits) as the Blazers left the bases loaded twice, and men on second-and-third once. Very strong UCalif-Irvine won the

Nationals, beating New Orleans in the finals. The Blazers, however, were rated second in the final NCAA National poll, conducted just prior to the tourney.

VSC ended the year with an impressive 38-13 mark, and Sam Bowen was named first-team, NCAA All-American. Coach Thomas recovered too, but still has a fear of white objects, that fly swiftly toward his body.

NCAA REGIONALS

May 24 at Lakeland, Fla.

	123	456	789	R	H	E
Rollins	004	020	000	--	6-12-3	
Valdosta State	160	000	60x	--	13-16-3	

Lorenz, Benson (2), Anderson (7), Poropatich (7) & Goetz; McDiffitt, LeFiles (4) & Branam. WP: LeFiles (2-2), LP: Lorenz (9-6) ... (Darden 3x5; Register 3x4, 2b, 3-rbi's; Branam 3x4, 2-rbi's; Alford 2b, 2-rbi's; Sumner 2x5; Greenhalgh 2x4, 2-rbi's)

May 25 at Lakeland, Fla.

	123	456	789	R	H	E
Eckerd	400	000	000	--	4-10-2	
Valdosta State	001	001	36x	--	11-13-1	

Gordon, Cipriano (7), Marshall (8) & DiNoble; Petty & Branam. WP: Petty (11-1), LP: Gordon (10-4) ... (Darden 3x4, 2-rbi's; Bowen 2x5, 3b, 3-rbi's; Felts 3x4; Register 2x3; Greenhalgh 2x4, HR, 2-rbi's)

May 26 at Lakeland, Fla.

	123	456	789	R	H	E
Valdosta State	004	001	000	--	5-9-4	
Eckerd	110	000	33x	--	8-10-1	

Bowers, LeFiles (2), Darden (7), Chadwick (7), Parsons (8) & Branam; Cipriano, Gordon (3) & DiNoble. WP: Gordon (11-4), LP: Chadwick (3-3) ... (Darden 2x3; Branam 2-rbi's; Sumner 2x4)

May 26 at Lakeland, Fla.

	123	456	789	R	H	E
Eckerd	010	000	002	--	3-9-4	
Valdosta State	204	014	22x	--	15-16-1	

Marshall, Johnson (3), Gallo (6), Cioffi (7) & DiNoble; Bowen & Branam. WP: Bowen (2-1), LP: Marshall (1-1) ... (Bowen 2x4, 3b, HR, 3-rbi's; Felts 2x6, 3b; Branam 4x5, 2b; Greenhalgh 3x5, 2b, 5-rbi's; Bishop 2b, 2-rbi's; Alford 2b, 2-rbi's)

Regional Totals:

(Darden, dh 12-8, .667; Branam, c 15-8, .533; Greenhalgh, 1b 16-8, .500; Parsons, ss 2-1, .500; Register, rf 12-5, .417; Starling, rf 5-2, .400; Sumner, 3b 11-4, .364; Bowen cf-p 18-6, .333; Bishop, 3b 3-1, .333; Felts, lf 16-5, .313; Alford, 2b 16-4, .250; Reeves, ss 16-2, .125; Hahn, ph 1-0, .000; Roquemore, ph 1-0, .000)

(Parsons 0-0, 0.00; Darden 0-0, 0.00; LeFiles 1-0, 2.61; Bowen 1-0, 3.00; Petty 1-0, 4.00; Bowers 0-0, 5.39; McDiffitt 0-0, 10.81; Chadwick 0-1, 13.53)

NCAA WORLD SERIES

June 1 at Springfield, Ill.

	123	456	789	R	H	E
Valdosta State	030	040	020	--	9-	8-0
New Orleans	300	520	30x	--	13-	15-0

McDiffitt, LeFiles (4), Parsons (4), Chadwick (5) & Branam; Kieffer, Mills (8) & Miller. WP: Kieffer (14-0), LP: McDiffitt (5-1) ... (Bowen 3x4, 2b, 3b, 4-rbi's; Register 2x4; Greenhalgh HR, 3-rbi's)

June 2 at Springfield, Ill.


	123	456	789	R	H	E
Valdosta State	000	000	000	--	0-	8-1
New Haven	000	001	00x	--	1-	6-1

Petty & Branam; Pulit, Powers (8) & Menswar. WP: Pulit (9-1), LP: Petty (11-2) ... (Bowen 2x4)

World Series Totals:

(Bowen, cf 8-5, .625; Register, rf 7-3, .429; Musashe, 2b 5-2, .400; Branam, c 8-2, .250; Greenhalgh, 1b 9-2, .222; Darden, dh 8-1, .125; Felts, lf 8-1, .125; Bishop, 3b 2-0, .000; Sumner, 3b 4-0, .000; Alford, 2b 4-0, .000; Reeves, ss 5-0, .000)

(Petty 0-1, 0.00; Chadwick 0-0, 8.11; Parsons 0-0, 13.53; McDiffitt 0-1, 15.00; LeFiles 0-0, 81.00)



Dan Darden (22) as an early season pitcher.

1975 TOURNAMENT NCAA REGIONAL

Valdosta State hit a late regular season slump, that cost the South Atlantic Conference championship, and the "slump" lasted into the NCAA Regionals. The Blazers were rated tenth-in-the-nation, going into the South Atlantic Regional, but the field had to be extended to a six-team affair, to accommodate conference champion Columbus, VSC, the three Florida regulars (Rollins, Southern, and Eckerd), and Lynchburg (Va.).

The Blazers drew Florida Southern, under the arcs, and were soundly thrashed 6-0. Starter Bill Petty, and reliever Bill Parsons, gave-up only six hits, but four were for extra bases. The Blazers were held to six-scattered safties, and never threatened.

The tournament ended the next day, as rival Columbus, behind Mike Franklin's grand-slam, off McDiffitt, beat VSC, 5-2. The "good-guys" left base runners stranded all day, as the season seemed to flash-by in that one nine-inning encounter. The Blazers finished the year with a 36-17 record, but came up short, as they failed to win a tournament for the first time since 1968.

May 19 at Lakeland, Fla.

	123	456	789	R	H	E
Valdosta State	000	000	000	--	0-5	0
Florida Southern	020	103	00x	--	6-6	1

Petty, Parsons (4) & Branam; Parowski & Rankin.
WP: Parowski (6-4), LP: Petty (7-6) ... (Viers 2x4, 2b)

May 20 at Lakeland, Fla.

	123	456	789	R	H	E
Columbus	004	000	100	--	5-8	3
Valdosta State	000	000	002	--	2-8	1

Wright & Bailey; McDiffitt & Balboni. WP: Wright (11-5), LP: McDiffitt (5-5) ... (Sumner 2x5)

Regional Totals:

(Alford, 2b 5-2, .400; Foran, rf 7-2, .286; Sumner, 3b 8-2, .250; Taylor, ss 8-2, .250; Viers, lf 8-2, .250; Branam, c 5-1, .200; Balboni, c-dh 7-1, .143; Darden, cf 9-1, .111; Greenhalgh, 1b 6-0, .000; Reeves, 2b 1-0, .000)

(McDiffitt 0-1, 4.00; Parsons 0-0, 5.40; Petty 0-1, 9.00)

1977 TOURNAMENTS NCAA REGIONAL & NCAA WORLD SERIES

The 1977 team had to fight for everything that they got, and the South Atlantic Regional tournament was no different. After wresting the South Atlantic Conference championship away from Columbus, on the last day of the regular season, VSC had to hit their way to the South Atlantic Conference tournament title, over West Georgia. The Blazers entered NCAA action with a fine 41-13 mark.

Besides the "good-guys," Columbus, West Georgia, and Randolph-Macon (Va.) made their way to Blazer Field for the series. '77 was to be the first year of eight-regions in NCAA Division II baseball, and the new South Atlantic Region excluded Florida, and contained the states of Georgia, North Carolina, South Carolina, and Virginia. Most teams in the region were NAIA affiliated, and it was difficult to find quality opponents outside the SAC. Thus while VSC coach, Tommy Thomas objected to the presence of rivals Columbus, and West Georgia in the tourney, their records indicated that they deserved the honor.

What disturbed Thomas was that this would be the third chance that the Braves and Cougars had to dis-lodge VSC. And to complicate matters, the NCAA National Office rated Randolph-Macon second in the tourney, which meant that VSC would meet Columbus in the first round. As it turned out, the Virginia school was battered by West Georgia 12-5, and Columbus 12-1, in the first two rounds.

And speak of battering; the Blazers bombed Columbus 18-3, in that first game, behind a 20-hit attack, and the spirited pitching of Steve McDiffitt. Sal Amadeo had four hits, but was out-done by Craig Viers, as the Crown Point, Ind., outfielder had 5-hits, and a school record tying 7-rbi's. VSC jumped to a 12-0 lead after five-and-a-half innings, and the rout was on.

The Blazers moved confidently into the winners bracket, against West Georgia, and were promptly shocked 4-3, in 10-innings. Brad Campbell pitched a great game for the Braves, but was matched by Richard Sullivan, until the tenth (one pitch, that a 2-run homer, kept Sully from the win). Richard had been given new life in the bottom-of-the-ninth, by a clutch RBI single off the bat of Ken Smith, but got into tenth inning trouble. Enter hero (from the SAC tourney), reliever Chuck Beale, who promptly game up a run-scoring hit. VSC couldn't rally in the bottom of the inning, and were faced with beating Columbus for the fourth time, in six tries.

Blazer bats lay silent until the seventh, against the Cougars (who led 1-0). Four Columbus errors, three VSC hits, and a walk produced four runs and a "good-guy" win (4-1). Freshman Jimmy Wall pitched well, and got great ninth-inning help from Beale, to send VSC to the finals.

Valdosta State had to defeat West Georgia twice on Sunday (May 15), and a large, enthusiastic, home-town crowd was on hand to see if it could be pulled off. It almost wasn't given a chance, as the first-game, VSC starter, Dale Leach, allowed four first-inning runs, and was in constant trouble, before being relieved by Beale, in the fourth. Charlie, with help from Sullivan in the seventh, held West Georgia at bay, while Amadeo (4-hits), and Viers combined for 6-rbi's (three each), in a tense 9-6 win.

The veteran Bill Petty was waiting in the wings to throw the finale, and a gem was needed, "for justice to be served." Petty threw the gem, but some other heroics were needed to over-come the splendid mound work of Brave hurlers Bill Taylor, and Campbell. VSC scored first, in the fifth, as Amadeo ripped a Taylor pitch, 385 feet, over the left-field fence, for a 1-0 lead. Petty gave up his only walk, with two-out in the sixth, and disaster struck. The next Brave batter hit a single down the left-field line, which outfielder Billy Fortenberry let get

by him. Fortenberry slipped as he ran to the fence, and caught his foot in the bottom chain-link. One run-scored, and the hitter ended on third. On the next pitch, the Brave batter hit a slow, routine roller to first-baseman Bruce Fowler. Fowler charged and the ball hit his glove, caroming off, for an error, and another run scored. No more damage resulted, but VSC was down 2-0, and Taylor was sporting a fine two hitter.

When Taylor gave VSC its third hit in the seventh, West Georgia coach, Archie White brought in Campbell, and the righty squashed the threat. Petty put the Braves down in the eighth and ninth, but it appeared that the damage was done. The Blazers entered the bottom-of-the-ninth with hope, and confidence, but the probability was not there.

Skip Fite was the first hitter, and he crouched low, "over the plate," and Campbell threw him four, consecutive balls. "Could it be done; It certainly deserved to be, since VSC had defeated West Georgia in five, of seven previous meetings." Craig Viers was the next Blazer batter, and playing the percentages, Coach Thomas had him bunt. Viers fouled off the first attempt, took a ball, and then fouled off another try. With Cecil Whitehead on deck, players were now hoping that Craig just wouldn't hit into a double-death.

What he did do, stands out in VSC memories; much like your first----- milk shake. He hit a beautiful two-run homer. It was barely fair, and barely over the fence, but it did the job. To say absolute bedlam erupted would be to put it quite mildly. The recipient of the 3-2 win, Petty, may have been the happiest person at the scene, but that would be contested by several hundred players, fans, and coaches.

Viers went 11x19 in the tourney, with 13-rbi's, and was a unanimous choice for Regional MVP. Whitehead, Amadeo, Fite, Petty, and McDiffitt joined him on the team. It was much like 1974; a hell of a fight to go to Springfield, Ill.

NCAA REGIONAL

May 13 at Valdosta, Ga.

	123	456	789	R	H	E
Valdosta State	006	501	033	--	18-20-2	
Columbus	000	003	000	--	3-10-4	

McDiffitt & Whitehead; Prather, Stonica (4), Blair (8) & Hall. WP: McDiffitt (10-0), LP: Prather (9-3)
 ... (Fite 2x5; Whitehead 2x5, 2b, 2-rbi's; Amadeo 4x6, 2b, 3-rbi's; Viers 5x6, 2b, 3b, 7-rbi's; Fowler 3x6, 2b, 3b, 2-rbi's; Griffin 2x4)

May 14 at Valdosta, Ga.

	123	456	789	10	R	H	E
West Georgia	100	000	200	1	--	4-9-3	
Valdosta State	000	002	001	0	--	3-9-2	

Campbell & Fite, Sprewell (6); Sullivan, Beale (10) & Whitehead. WP: Campbell (9-4), LP: Sullivan (7-3)
 ... (Viers 3x4; Whitehead 2-rbi's; Fowler 2x4)

May 14 at Valdosta, Ga.

	123	456	789	R	H	E
Columbus	001	000	000	--	1-4-5	
Valdosta State	000	000	40x	--	4-7-1	

Fox, Betsill (7) & Hall; Wall, Beale (9) & Whitehead.
 WP: Wall (8-1), LP: Fox (3-2) ... (Fite 2x4)

May 15 at Valdosta, Ga.

	123	456	789	R	H	E
Valdosta State	004	041	000	--	9-13-4	
West Georgia	400	000	110	--	6-11-1	

Leach, Beale (4), Sullivan (7) & Whitehead; Ayers, Taylor (3), Criswell (5) & Fite. WP: Beale (2-2), LP: Criswell (5-2) ... (Viers 3b, 3-rbi's; Whitehead 2x3, 2b; Amadeo 4x5, 3-rbi's)

May 15 at Valdosta, Ga.

	123	456	789	R	H	E
West Georgia	000	002	000	--	2-8-0	
Valdosta State	000	010	002	--	3-4-3	

Taylor, Campbell (7) & Fite; Petty & Whitehead. WP: Petty (7-2), LP: Campbell (9-5) ... (Viers HR, 2-rbi's; Amadeo HR)

Regional Totals:

(Viers, rf 19-11, .579; Amadeo, cf 22-9, .409; Fowler, 1b 22-8, .364; Whitehead, c 19-6, .316; Fite, 2b 21-6, .286; Griffin, 3b 16-4, .250; Smith, dh 8-2, .250; Shuman, ss 11-2, .182; Fortenberry, lf 19-3, .158; DeMersseman, dh 17-2, .118; Maini, 3b 2-0, .000)

(Petty 1-0, 0.00; Leach 0-0, 0.00; Wall 1-0, 1.08; Beale 1-0, 1.59; McDiffitt 1-0, 2.00; Sullivan 0-1, 3.18)

Valdosta State ended fourth in the final National Poll, but had the misfortune to be matched with number-1 Eckerd, in the first-round of the Nationals. Pairings are made years in advance, thus it was chance that matched two of the country's top rated clubs. It was not chance, however, that saw seven All-Americans on the field, in Joe Lefebre (centerfield), Steve Balboni (first-base), Kerry Freedman (pitcher) of Eckerd (all first-team), and Craig Viers (first-team), Steve McDiffitt, Cecil Whitehead, and Skip Fite (all second-team) of VSC.

Coach Thomas went with his ace (McDiffitt, 10-0), and Eckerd, mentor Bill Livsley countered with his ace (Freedman, 11-0). As expected, the game was a classic pitcher's match-up. VSC got four hits (entering the game with a .318 team average), and Eckerd got three (with a .332 team average). Although Freedman pitched a crafty contest, McDiffitt was superior, as he pitched one of the finest tournament games in VSC history. The only problem for the good-guys was that they got beat, 2-1. Two of the Triton's hits were homers (by Lefebre and Balboni), and no Blazer hit produced a run.

Freedman was cunningly wild, and VSC was a swinging team. Sal Amadeo doubled in the fifth, went to third on an out, and after a 45-minute rain delay, scored on a wild pitch, for the Blazers only tally. Not that VSC didn't have other chances. In the eighth, Craig Viers came to bat, with two out and the bases loaded. Freedman had thrown seven, consecutive balls, and although Coach Thomas was aware of the wildness, he hesitated in giving the veteran, All-American the "take." Viers swung at the first pitch (it was high and outside), and fouled it to the left-side, where the Eckerd third-sacker reached into the stands, and caught it for the third out.

In the ninth, the Blazers again loaded the sacks, but Ken Smith hit a one-

blazer baseball

hopper back to Freedman, and VSC suddenly found themselves in the losers bracket.

An added footnote, has to be added; that in regard to the umpiring. The ball and strike calls were pathetic both ways, and an inning ending "out-call" against Bill Petty, defies all imagination. The Nationals is supposed to be a class event, but more dignified, and competent callers could be found in the Knights of Georgia at 3:00 AM.

VSC's next opponent was Shippensburg State (Pa.), who had looked very weak in dropping an earlier 6-1 decision to New Haven. That "weak" observation certainly didn't hold true in the Blazer game, however. The teams battled through 12-scoreless innings before Shippensburg broke the drought with a run in the 13th. The score came off reliever Chuck Beale, who had replaced starter, Jimmy Wall in the 11th. Wall pitched well, using a great pick-off moves to get himself out of trouble in three separate innings.

In the bottom-of-the-thirteenth, Billy Tyler (who had spent considerable time in a Springfield massage parlor, the night before) led-off with a pinch-hit single, and the Blazers loaded the bases, with one out. Craig Viers stepped-up and promptly hit a two-foot squibber, which Leslie (the Shippensburg catcher) scooped-up, but rather than stepping on the plate, he moved several steps up the third-base line, toward pinch-runner Chico Alvarez. When Leslie regained his senses, he did step on the plate, and attempted to throw Viers out, for an apparently easy double-death.

But two things happened: 1) when Viers hit the ball, the seam broke (it must have been an extremely weak seam), and Leslie's index finger got caught inside the hide, which made an accurate throw difficult, and (2) Viers ran to first on the infield grass, and bowled over the first-baseman, as he neared first (great job of umpiring). Sal Amadeo scored from second, and Cecil Whitehead then ripped a single up the middle, for the winning run. Reliever Richard Sullivan picked-up the win, after delivering one pitch in the top-of-the-thirteenth.

VSC clobbered UMo-St. Louis the next day (May 30), 11-4, behind the fine relief pitching of Sullivan (who relieved an unusually shakey Bill Petty), and the home-run bats of Ken Smith and Bart Shuman. BART SHUMAN ... Yes, Bart Shuman. The "little-goof," out of Monticello, Fla., hit his first homer ever; YES, EVER, in the fifth, to extend their lead to 8-4. Smith later homered in the same inning, with two on, to provide the final margin.

The Blazers were now one of the final four, and drew UC-Riverside, after the Highlanders had dropped the winners bracket final, 8-2, to Eckerd. Again, the game was a classic; and again, VSC came up short; this time 8-7. Coach Thomas came back with McDiffitt (after two days rest), and the senior, 4-year letterman, was the victim of both questionable calls, and horrible defense.

In the bottom-of-the-sixth, with two-out, and VSC on top, 3-2, a Riverside hitter, bounced a routine grounder to first-sacker Bruce Fowler. Fowler fielded the ball, and tagged the runner. Simple-- not quite. Both the home-plate, and first-base umpires claimed that they were calling the ball fair (it was four-foot fair), and weren't looking for the tag. Their verdict-- safe. The next hitter popped a towering fly toward center, and Amadeo circled once to often, as it dropped for a double. Viers then came dashing in on a line drive to right, but the ball went over his head scoring two runs. McDiffitt then threw a wild pitch (the score shot to 5-3), and issued a walk. Enter Bill Petty, who struck the next Riverside hitter out on three pitches, but the third-strike got away from Cecil Whitehead, and Coach Thomas replaced Petty (with hind-sight, a crucial move), with Beale, to face a right-hander.

Beale's first pitch was rocketed to left-center, with double written all over

it. Somehow, somehow, Amadeo made a stabbing, lunging catch, to end the inning. VSC battled back, behind Fowler, and Billy Fortenberry (3-hits each), to take a 6-5 lead into the bottom-of-the-eighth. With Jimmy Wall, now on the hill, and two out, and a man on first, a routine single was hit to left. Fortenberry charged the ball; slipped, and it got past him to the fence, and the game was tied 6-6.

In the ninth, the Blazers scored, as the Riverside second-sacker mis-played a ground-ball off the bat of Sal Amadeo, with the bases loaded. Going to the bottom-of-the-ninth, VSC held a precarious 7-6 lead. The game was lost on the first Highlander hitter. Wall threw a 2-2, change-up, right down the pipe, but the hitter ducked it, and the batter eventually walked (just an example of the great preparation of the Springfield Baseball Committee re: the quality of umps). Two hits scored a run, and Richard Sullivan came into pitch. He walked the first hitter intentionally, and the next batter hit a shot off his glove, and VSC was dead.

While Riverside coach, Jack Smitheran (twice on Arizona State National Championship teams; and an assistant coach with two other ASU National Champions) said the game was the greatest with which he had ever been associated; the reactions of the Blazer players cannot be recored (at least not in a family volumn). The loss left VSC a 4th. place national finish (the best since a third-place NAIA tie, in 1973), and the respect of all their opponents; especially Riverside, which went on to win the championship.

Skip Fite made the All-Tournament team, and five Blazer hitters were among the top-12 in the series; Fite (.417), Fowler (.385), Shuman (.333), Smith (.333), and Whitehead (.313). Wall also was among the top-3 pitchers with a 0.90 ERA.

NCAA WORLD SERIES

May 28 at Springfield, Ill.

	123	456	789	R	H	E
Valdosta State	000	010	000	--	1-4	-3
Eckerd	100	000	100	--	2-3	-0

McDiffitt & Whitehead; Freedman & Mirro. WP:
Freedman (12-0), LP: McDiffitt (10-1)

May 29 at Springfield, Ill.

	123	456	789	101112	13	R	H	E
Shippensburg State	000	000	000	0 0 0	1	--	1-	8-1
Valdosta State	000	000	000	0 0 0	2	--	2-13	-2

Schaff & Leslie; Wall, Beale (11), Sullivan (13) & Whitehead. WP: Sullivan (8-3), LP: Schaff (6-2) ... (Amadeo 2x6; Fite 2x5, 2b; Viers 2x6; Smith 2x5, 2b; Shuman 2x5)

May 30 at Springfield, Ill.

	123	456	789
UMo-St. Louis	210	100	000
Valdosta State	113	105	00x

Oelkere, Brown (3), Tibbles (6) & Jaschek, Flores (6); Petty, Sullivan (2) & Whitehead. WP: Sullivan (9-3), LP: Oelkere (7-3) ... (Whitehead 2x4, 3b, 2-rbi's; Smith 3x5, HR, 3-rbi's; Shuman 2x3, HR, 3-rbi's)

May 31 at Springfield, Ill.


	123	456	789	R	H	E
Valdosta State	010	011	121	--	7-11-1	
UCalif-Riverside	020	003	012	--	8- 8-2	

McDiffitt, Petty (7), Beale (7), Wall (8), Sullivan (9) & Whitehead; Fodrey, Cassell (6), Glaum (7) & McCollough, Torenti (7). WP: Glaum (11-4), LP: Sullivan (9-4) ... (Fowler 3x5; Fortenberry 3x3, 2b)

World Series Totals:

(Tyler, ph 1-1, 1.000; Fite, 2b 12-5, .417; Fowler, 1b 13-5, .385; Shuman, ss 15-5, .333; Smith, dh 15-5, .333; Whitehead, c 16-5, .313; Amadeo, cf 17-5, .294; Fortenberry, lf 15-4, .267; Viers, rf 18-4, .222; Griffin, 3b 11-1, .091; DeMersseman, dh 2-0, .000; Petty, dh 1-0, .000; Maini, 3b 1-0, .000; Alvarez, ph 1-0, .000)

(Wall 0-0, 0.90; Sullivan 2-1, 2.25; McDiffitt 0-1, 3.07; Beale 0-0, 4.90; Petty 0-0, 13.50)



—Times Staff Photo.

Make Way: Braves' Bill Fite Slides Into Shortstop Bart Shuman

VALDOSTA STATE
1955--1977

TOURNAMENT RECORDS
Individual & Team -- GAME

MOST AT-BATS	7 Gene Felts vs Columbus	NAIA District ...	5-18-73
	7 Bobby Tripp vs Columbus	NAIA District ...	5-18-73
	7 Frank Sumner vs Columbus	NAIA District ...	5-18-73
MOST RUNS	4 Spence Kiser vs Florida A&M	NAIA District ...	5-22-69
	4 Sal Amadeo vs Columbus	NCAA Regionals ..	5-13-77
MOST HITS	5 Gene Felts vs Columbus	NAIA District ...	5-18-73
	5 Craig Viers vs Columbus	NCAA Regionals ..	5-13-77
MOST RBI'S	7 Craig Viers vs Columbus	NCAA Regionals ..	5-13-77
MOST DOUBLES	1 (many players tied)		
MOST TRIPLES	2 Spence Kiser vs Ouachita Baptist ..	NAIA Area	5-27-70
	2 Sam Bowen vs Central Arkansas ..	NAIA Area	5-23-73
MOST HOME RUNS ...	1 (many players tied)		
MOST STOLEN BASES ..	2 (many players tied)		
MOST EXTRA BASE HITS	3 Sam Bowen vs Central Arkansas ..	NAIA Area	5-23-73
MOST INNINGS PITCHED	10.2 Marty LeFiles vs Columbus	NAIA District ...	5-18-73
MOST STRIKE-OUTS ...	17 Sam Bowen vs Birmingham So.	NAIA Area	5-26-73
-TEAM-			
MOST RUNS	18	vs Columbus	NCAA Regionals .. 5-13-77
MOST HITS	20	vs Columbus	NCAA Regionals .. 5-13-77
MOST RBI'S	16	vs Columbus	NCAA Regionals .. 5-13-77
MOST DOUBLES	5	vs Eckerd	NCAA Regionals .. 5-26-74
MOST TRIPLES	4	vs Ouachita Baptist ..	NAIA Area
MOST HOME RUNS	2 (happened in 3 different games)		
MOST STOLEN BASES ..	3 (happened in 3 different games)		
MOST EXTRA BASE HITS	8	vs Eckerd	NCAA Regionals .. 5-26-74
MOST INNINGS PLAYED	13	vs Shippensburg St. ...	NCAA Nationals .. 5-29-77
MOST DOUBLE PLAYS	5	vs New Orleans	NCAA Nationals .. 6-01-74

VALDOSTA STATE
1955--1977

TOURNAMENT RECORDS
Individual & Team -- ONE TOURNAMENT

MOST AT-BATS	23	Gene Felts	NAIA District ...	Columbus, Ga. (71)
MOST RUNS	7	Sam Bowen	NAIA Area	Knoxville, Tenn. (73)
	7	Dan Darden	NCAA Regionals ..	Lakeland, Fla. (74)
	7	Craig Viers	NCAA Regionals ..	Valdosta, Ga. (77)
MOST HITS	11	Craig Viers	NCAA Regionals ..	Valdosta, Ga. (77)
MOST RBI'S	13	Craig Viers	NCAA Regionals ..	Valdosta, Ga. (77)
BEST BATTING AVERAGE667	Dan Darden	NCAA Regionals ..	Lakeland, Fla. (74)
MOST DOUBLES	3	Cecil Whitehead ..	NCAA Regionals ..	Valdosta, Ga. (77)
MOST TRIPLES	4	Sam Bowen	NAIA Area	Knoxville, Tenn. (73)
MOST HOME RUNS	2	Harry Jones	NAIA District ...	Columbus, Ga. (71)
MOST STOLEN BASES ...	4	Spence Kiser	NAIA District ...	Tallahassee, Fla. (70)
MOST EXTRA BASE HITS	6	Sam Bowen	NAIA Area	Knoxville, Tenn. (73)
BEST SLUGGING PERCENTAGE938	Sam Bowen	NAIA Area	Knoxville, Tenn. (73)
MOST INNINGS PITCHED	18.1	Pat Arnett	NAIA Nationals ..	Phoenix, Ariz. (73)
MOST STRIKE-OUTS	17	Pat Arnett	NAIA Nationals ..	Phoenix, Ariz. (73)
MOST WINS	2	Richard Sullivan .	NCAA Nationals ..	Springfield, Ill. (77)
BEST EARNED RUN AVERAGE	0.81	Marty LeFiles	NAIA District ...	Valdosta, Ga. (73)

-TEAM-

MOST RUNS	44	NCAA Regionals ..	Lakeland, Fla. (74)
MOST HITS	54	NCAA Regionals ..	Lakeland, Fla. (74)
MOST RBI'S	39	NCAA Regionals ..	Lakeland, Fla. (74)
BEST BATTING AVERAGE375	NCAA Regionals ..	Lakeland, Fla. (74)
MOST DOUBLES	8	NCAA Regionals ..	Lakeland, Fla. (74)
MOST TRIPLES	6	NAIA Area	Knoxville, Tenn. (73)
MOST HOME RUNS	5	NAIA District ...	Columbus, Ga. (71)
MOST STOLEN BASES ...	6	(happened in 3 different tournaments)		

INDIVIDUAL & TEAM RECORDS -- ONE TOURNAMENT (continued)

MOST EXTRA BASE HITS	13	NAIA Area	Knoxville, Tenn. (73)
	13	NCAA Regionals ..	Lakeland, Fla. (74)
BEST SLUGGING PERCENTAGE514	NCAA Regionals ..	Lakeland, Fla. (74)
MOST INNINGS PITCHED	46	NCAA Regionals ..	Valdosta, Ga. (77)
MOST STRIKE-OUTS ...	33	NAIA Area	Knoxville, Tenn. (73)
MOST WINS	4	NAIA District ...	Columbus, Ga. (71)
	4	NCAA Regionals ..	Valdosta, Ga. (77)
BEST WINNING PERCENTAGE	1.000	(2-0)	NAIA District ... Valdosta, Ga. (69)
	1.000	(3-0)	NAIA District ... Valdosta, Ga. (73)
BEST EARNED RUN AVERAGE	1.57	NCAA Regionals ..	Valdosta, Ga. (77)



Moose Greenhalgh in a 5-3 win, over Ohio, in 1974

VALDOSTA STATE

1955--1977

TOURNAMENT RECORDS

One SEASON -- Tournaments

MOST AT-BATS	50	Frank Sumner	NAIA	1973
MOST RUNS	10	Sam Bowen	NAIA	1973
	10	Gene Felts	NAIA	1973
	10	Sal Amadeo	NCAA	1977
	10	Skip Fite	NCAA	1977
MOST HITS	23	Gene Felts	NAIA	1973
MOST RBI'S	15	Craig Viers	NCAA	1977
BEST BATTING AVERAGE500	Craig Courtney	NAIA	1969
MOST DOUBLES	3	Gene Felts	NAIA	1973
	3	Cecil Whitehead	NCAA	1977
MOST TRIPLES	4	Sam Bowen	NAIA	1973
MOST HOME RUNS	2	Harry Jones	NAIA	1971
	2	Gene Felts	NAIA	1973
	2	Jeff Greenhalgh	NCAA	1974
MOST STOLEN BASES	4	Spence Kiser	NAIA	1970
	4	Gene Felts	NAIA	1972 & 1973
MOST EXTRA BASE HITS	7	Sam Bowen	NAIA	1973
BEST SLUGGING PERCENTAGE808	Sam Bowen	NCAA	1974
MOST INNINGS PITCHED	36.1	Pat Arnett	NAIA	1973
MOST STRIKE-OUTS	31	Pat Arnett	NAIA	1973
BEST EARNED RUN AVERAGE	0.00	Sam Bowen	NAIA	1973

-TEAM-

MOST GAMES	11	NAIA	1973
MOST RUNS	60	NAIA	1973
MOST HITS	110	NAIA	1973
MOST RBI'S	49	NAIA	1973
BEST BATTING AVERAGE330	NCAA	1974
MOST DOUBLES	11	NCAA	1977

ONE SEASON -- TOURNAMENTS (continued)

MOST TRIPLES	7	NAIA	1973
MOST HOME RUNS	6	NAIA	1973
MOST STOLEN BASES	13	NAIA	1973
MOST EXTRA BASE HITS	23	NAIA	1973
BEST SLUGGING PERCENTAGE453	NCAA	1974
MOST INNINGS PITCHED	101.1	NAIA	1973
MOST STRIKE-OUTS	80	NAIA	1973
BEST EARNED RUN AVERAGE	2.04	NAIA	1973



Skip Fite, 12, Scores In Game Last Year -1977-

—Times Staff Photo

VALDOSTA STATE
1955--1977
TOURNAMENT RECORDS
Individual CAREER

MOST AT-BATS	137	Gene Felts	(1971-1974)
MOST RUNS	25	Bobby Tripp	(1970-1973)
MOST HITS	44	Gene Felts	(1971-1974)
MOST RBI'S	22	Gene Felts	(1971-1974)
BEST BATTING AVERAGE412	Craig Courtney	(1969 & 71-72)
	.412	Spence Kiser	(1969-1970)
MOST DOUBLES	6	Craig Courtney	(1969 & 71-72)
MOST TRIPLES	7	Sam Bowen	(1973-1974)
MOST HOME RUNS	5	Gene Felts	(1971-1974)
MOST STOLEN BASES	9	Gene Felts	(1971-1974)
MOST EXTRA BASE HITS	12	Sam Bowen	(1973-1974)
BEST SLUGGING PERCENTAGE723	Sam Bowen	(1973-1974)

-PITCHING-

MOST APPEARANCES	8	Leroy Purdy	(1969-1972)
	8	Dan Chadwick	(1971-1974)
	8	Marty LeFiles	(1972-1974)
MOST INNINGS PITCHED	54.1	Leroy Purdy	(1969-1972)
MOST STRIKE-OUTS	37	Sam Bowen	(1973-1974)
MOST WINS	3	Rusty Simpson	(1969-1972)
	3	Marty LeFiles	(1972-1974)
	3	Sam Bowen	(1973-1974)
BEST WINNING PERCENTAGE	1.000	Marty LeFiles	(1972-1974)
	1.000	Sam Bowen	(1973-1974)
BEST EARNED RUN AVERAGE	1.00	Sam Bowen	(1973-1974)
MOST DECISIONS	7	Leroy Purdy	(1969-1972)

VALDOSTA STATE
1955--1977
TOURNAMENT CAREER
Hitting Totals

	AT-BAT	RUNS	HITS	RBI'S	BATTING AVERAGE	2B	3B	HR	SB
ALFORD, Dan (2b) .. 74-75	25	5	6	4	.240	2	0	0	0
°ALVAREZ, Scott (utl) .. 77	1	2	0	0	.000	0	0	0	0
°AMADEO, Sal (cf) .. 77	39	10	14	8	.359	2	0	1	0
ARNETT, Pat (p) .. 73	28	3	7	1	.250	0	0	0	3
BAGGETT, Bill (lf) .. 69-70	25	6	7	3	.280	1	1	0	0
BALBONI, Mike (c) .. 75	7	0	1	0	.143	0	0	0	0
BATES, Ben (cf) .. 65	8	1	3	1	.375	1	0	0	0
BENNETT, Ronald (p) .. 71-72	12	1	1	2	.084	0	0	1	0
BISHOP, Marty (3b) .. 73-75	5	1	1	2	.200	1	0	0	0
BLACK, Collier (p) .. 71	1	1	0	0	.000	0	0	0	0
BOWEN, Sam (cf) .. 73-74	65	16	24	19	.369	3	7	2	4
BRADLEY, John (3b) .. 72-73	7	0	2	0	.286	0	0	0	0
BRANAM, Darrell (c) .. 73-75	30	6	11	6	.367	1	0	0	0
CHADWICK, Dan (p) .. 71-74	4	1	1	0	.250	0	0	0	0
COURTNEY, Craig (1b-rf) .. 69&71-72	68	15	28	11	.412	6	2	2	2
COWART, Eddie (lf) .. 72	29	3	10	5	.345	1	0	0	1
CRAWFORD, Steve (rf) .. 69-70	36	3	4	3	.111	0	0	0	2

TOURNAMENT HITTING (continued)

	AT-BAT	RUNS	HITS	RBI'S	BATTING AVERAGE	2B	3B	HR	SB
CREEL, Robert (rf) .. 65	1	0	0	1	.000	0	0	0	0
DARDEN, Dan (dh-cf) .. 74-75	29	8	10	3	.345	0	0	0	2
DeMERSEMAN, David (dh) .. 77	19	2	2	0	.105	0	0	0	0
DENNIS, Jerry (1b) .. 72&74	1	0	0	0	.000	0	0	0	0
DEVANE, Jimmy (ph) .. 70	1	0	1	0	1.000	0	0	0	0
DeVIVO, Angelo (1b) .. 65	10	0	2	3	.200	1	0	0	0
EVANS, Lindy (3b) ... 65	14	1	2	1	.143	0	0	0	0
FELTS, Gene (cf-1f) .. 71-74	137	22	44	22	.321	3	3	5	9
FIELDS, Terry (ss) .. 70-73	94	15	24	11	.255	1	2	1	1
FIKE, Dennis (1f) .. 65	10	1	1	0	.100	0	0	0	0
FISHER, Eddie (p) .. 69	4	0	0	0	.000	0	0	0	0
FITE, Skip (2b) .. 77	33	10	11	2	.333	1	0	0	2
FORAN, Foster (rf) .. 74-75	7	1	2	0	.286	1	0	0	0
FORTENBERRY, Billy (1f) .. 77	30	3	7	1	.233	2	0	0	0
FORTNER, Ron (p) .. 65	2	1	1	0	.500	0	0	0	0
FOWLER, Bruce (1b) .. 77	35	6	13	4	.371	1	1	0	0

TOURNAMENT HITTING (continued)

	AT-BAT	RUNS	HITS	RBI'S	BATTING AVERAGE	2B	3B	HR	SB
GOLDEN, Al (of) .. 70-73	35	4	7	3	.200	1	1	0	1
GREENHALGH, Jeff (1b) .. 74-75	31	6	10	12	.323	1	0	2	1
°GRIFFIN, Keith (3b) .. 77	27	4	5	2	.185	0	0	0	2
HAHN, Lark (of) .. 73-74	1	0	0	1	.000	0	0	0	0
HALL, Jimmy (3b) .. 70-71	11	1	2	1	.182	0	0	0	0
HASSELL, Andy (p) .. 70-73	4	0	1	3	.250	0	0	0	1
HYSLER, Larry (2b) .. 69-70	36	5	9	5	.250	2	0	0	1
JOHNSON, Tommy (ss) .. 65	10	1	3	0	.300	1	0	0	0
JONES, Harry (1b) .. 69-71	52	8	16	5	.308	0	0	2	0
JONES, Steve (1b) .. 72-73	50	4	15	8	.300	1	0	0	1
KISER, Spence (cf) .. 69-70	34	10	14	5	.412	2	2	1	6
LAMPHIER, Bob (rf) .. 65	8	0	2	0	.250	0	1	0	0
LEE, Greg (p) .. 70	10	2	3	1	.300	1	0	0	0
LeFILES, Marty (p) .. 72-74	2	0	0	0	.000	0	0	0	0
LINGENFELTER, Bob (p) .. 71	0	1	0	0	.000	0	0	0	0
°MAINI, Keith (3b) .. 77	3	0	0	0	.000	0	0	0	1

TOURNAMENT HITTING (continued)

	AT-BAT	RUNS	HITS	RBI'S	BATTING AVERAGE	2B	3B	HR	SB
MEREDITH, Larry (3b) .. 69	12	3	2	2	.167	0	1	0	0
MUSASHE, Vince (2b) .. 73-75	5	2	2	0	.400	0	0	0	0
NASWORTHY, Ron (p) .. 71	4	1	1	2	.250	0	0	0	0
PARSONS, Bill (p) .. 74-75	2	0	1	0	.500	0	0	0	0
PERRY, Mike (p) .. 65	4	0	0	0	.000	0	0	0	0
PETERS, Ray (p) .. 65	4	0	0	0	.000	0	0	0	0
PETROVICH, Dan (p) .. 69	9	0	2	3	.222	0	0	0	0
PETTY, Bill (p) .. 74-75&77	1	0	0	0	.000	0	0	0	0
PURDY, Leroy (p) .. 69-72	16	2	7	4	.438	2	0	1	0
RALEY, Jack (2b) .. 65	9	1	0	0	.000	0	0	0	0
REEVES, Pete (ss) .. 74-75	22	4	2	0	.091	1	0	0	0
REGISTER, Jerome (rf) .. 73-74	64	14	20	16	.313	3	1	1	3
ROMINGER, Steve (c) .. 69-72	82	10	19	9	.232	3	0	0	0
ROQUEMORE, Jim (c) .. 74	1	0	0	0	.000	0	0	0	0
SIMPSON, Rusty (3b-p) .. 69-72	70	8	18	10	.257	1	0	0	1
°SHUMAN, Bart (ss) .. 77	26	3	7	5	.269	0	1	1	0

TOURNAMENT HITTING (continued)

	AT-BAT	RUNS	HITS	RBI'S	BATTING AVERAGE	2B	3B	HR	SB
°SMITH, Ken (c-dh) .. 77	23	1	7	4	.304	1	0	0	1
SORGIUS, Steve (p) .. 70	5	3	2	1	.400	0	0	0	0
SPRUILL, Dudley (3b) .. 71-73	13	3	3	0	.231	0	0	0	0
STARLING, Ralph (of) .. 73-74	9	1	2	0	.222	1	0	0	0
SUMNER, Frank (rf-c) .. 72-73	85	14	21	7	.247	2	0	1	2
SUMNER, Steve (3b) .. 74-75	23	5	6	2	.261	0	0	0	0
TAYLOR, Dave (ss) .. 75	8	0	2	0	.250	0	0	0	0
THORNTON, Joe (cf) .. 69	9	3	1	0	.111	0	0	0	0
TOOLE, Jack (ss) .. 69	15	3	3	2	.200	1	0	0	1
TRIPP, Bobby (ss-2b) .. 70-73	125	25	32	17	.256	1	1	0	2
TYLER, Billy (ph) .. 77	1	0	1	0	1.000	0	0	0	0
VANN, Richard (p) .. 69-70	1	0	0	0	.000	0	0	0	0
°VIERS, Craig (lf-rf) .. 75&77	45	9	17	15	.378	2	2	1	2
WADE, Zack (c) .. 65	12	1	1	0	.083	0	0	0	0
WHITE, Bob (3b) .. 72-73	38	0	6	1	.158	0	0	0	1
°WHITEHEAD, Cecil (c) .. 77	35	8	11	8	.314	3	1	0	1

NOTE: °denotes currently active player.

VALDOSTA STATE
1955--1977
TOURNAMENT CAREER
Pitching Totals

	GAMES	INNINGS PITCHED	HITS	RUNS	EARNED RUNS	WALKS	STRIKE OUTS	WON-LOST	E.R.A.
ARNETT, Pat (R) .. 73	5	36.1	33	9	7	18	31	2-2	1.73
BEALE, Chuck (R) .. 77	5	9.1	10	4	3	4	4	1-0	2.89
BENNETT, Ronald (L) .. 71-72	6	28.2	29	20	10	8	21	1-2	3.14
BLACK, Collier (R) .. 71	2	4.1	6	4	2	0	4	1-0	4.16
BOWEN, Sam (R) .. 73-74	3	27	15	3	3	11	37	3-0	1.00
BOWERS, Rick (R) .. 73-74	3	6	5	3	1	5	1	0-0	1.50
CHADWICK, Dan (R) .. 71-74	8	20.1	25	15	12	9	11	1-1	5.31
DANEY, Lee (R) .. 73	3	20	15	6	5	14	15	2-1	2.25
DARDEN, Dan (R) .. 74-75	1	0	0	0	0	2	0	0-0	0.00
FISHER, Eddie (R) .. 69	1	9	9	8	4	3	10	1-0	4.00
FORTNER, Ron (R) .. 65	1	8	6	5	4	6	8	0-1	4.50
HASSELL, Andy (R) .. 70-73	6	14	20	14	5	8	6	1-0	3.21
LEACH, Dale (R) .. 77	1	2.2	5	4	0	3	0	0-0	0.00
LEE, Greg (R) .. 70	3	16.1	14	4	3	2	6	1-0	1.65

TOURNAMENT PITCHING (continued)

	GAMES	INNINGS PITCHED	HITS	RUNS	EARNED RUNS	WALKS	STRIKE OUTS	WON-LOST	E.R.A.
LeFILES, Marty (R) .. 72-74	8	31	29	15	10	11	8	3-0	2.90
McDIFFITT, Steve (R) .. 74-75&77	6	39	37	24	20	12	18	1-3	4.62
MONTGOMERY, Paul (R) .. 70	1	0.2	4	3	2	1	0	0-0	26.87
PARSONS, Bill (R) .. 74-75	3	6.2	6	5	5	5	1	0-0	6.75
PERRY, Mike (L) .. 65	2	12.2	10	5	3	8	8	1-1	2.13
PETERS, Ray (R) .. 65	1	5.1	4	1	1	4	2	0-0	1.69
PETROVICH, Dan (L) .. 69	2	18	15	2	2	5	18	2-0	1.00
PETTY, Bill (L) .. 74-75&77	6	31	31	13	10	11	8	2-2	2.90
PURDY, Leroy (L) .. 69-72	8	54.1	55	27	16	17	34	2-5	2.65
SIMPSON, Rusty (R) .. 69-72	7	40.2	47	20	14	7	17	3-1	3.09
SORGIUS, Steve (L) .. 70	2	11.2	11	10	6	11	7	1-1	4.63
SULLIVAN, Richard (L) .. 77	5	19.1	13	6	6	8	16	2-2	2.79
VANN, Richard (L) .. 69-70	2	0.2	4	1	0	0	0	0-0	0.00
°WALL, Jimmy (L) .. 77	3	18.1	10	2	2	10	3	1-0	0.98

NOTE: °denotes a currently active player. The years listed for each pitcher denote those years in which Valdosta State was engaged in tournament play, whether or not that particular pitcher saw tournament action.

by him. Fortenberry slipped as he ran to the fence, and caught his foot in the bottom chain-link. One run-scored, and the hitter ended on third. On the next pitch, the Brave batter hit a slow, routine roller to first-baseman Bruce Fowler. Fowler charged and the ball hit his glove, caroming off, for an error, and another run scored. No more damage resulted, but VSC was down 2-0, and Taylor was sporting a fine two hitter.

When Taylor gave VSC its third hit in the seventh, West Georgia coach, Archie White brought in Campbell, and the righty squashed the threat. Petty put the Braves down in the eighth and ninth, but it appeared that the damage was done. The Blazers entered the bottom-of-the-ninth with hope, and confidence, but the probability was not there.

Skip Fite was the first hitter, and he crouched low, "over the plate," and Campbell threw him four, consecutive balls. "Could it be done; It certainly deserved to be, since VSC had defeated West Georgia in five, of seven previous meetings." Craig Viers was the next Blazer batter, and playing the percentages, Coach Thomas had him bunt. Viers fouled off the first attempt, took a ball, and then fouled off another try. With Cecil Whitehead on deck, players were now hoping that Craig just wouldn't hit into a double-death.

What he did do, stands out in VSC memories; much like your first----- milk shake. He hit a beautiful two-run homer. It was barely fair, and barely over the fence, but it did the job. To say absolute bedlam erupted would be to put it quite mildly. The recipient of the 3-2 win, Petty, may have been the happiest person at the scene, but that would be contested by several hundred players, fans, and coaches.

Viers went 11x19 in the tourney, with 13-rbi's, and was a unanimous choice for Regional MVP. Whitehead, Amadeo, Fite, Petty, and McDiffitt joined him on the team. It was much like 1974; a hell of a fight to go to Springfield, Ill.

NCAA REGIONAL

May 13 at Valdosta, Ga.

	123	456	789	R	H	E
Valdosta State	006	501	033	--	18	20-2
Columbus	000	003	000	--	3	10-4

McDiffitt & Whitehead; Prather, Stonica (4), Blair (8) & Hall. WP: McDiffitt (10-0), LP: Prather (9-3)
 ... (Fite 2x5; Whitehead 2x5, 2b, 2-rbi's; Amadeo 4x6, 2b, 3-rbi's; Viers 5x6, 2b, 3b, 7-rbi's; Fowler 3x6, 2b, 3b, 2-rbi's; Griffin 2x4)

May 14 at Valdosta, Ga.

	123	456	789	10	R	H	E
West Georgia	100	000	200	1	--	4	9-3
Valdosta State	000	002	001	0	--	3	9-2

Campbell & Fite, Sprewell (6); Sullivan, Beale (10) & Whitehead. WP: Campbell (9-4), LP: Sullivan (7-3)
 ... (Viers 3x4; Whitehead 2-rbi's; Fowler 2x4)

May 14 at Valdosta, Ga.

	123	456	789	R	H	E
Columbus	001	000	000	--	1	4-5
Valdosta State	000	000	40x	--	4	7-1

Fox, Betsill (7) & Hall; Wall, Beale (9) & Whitehead.
 WP: Wall (8-1), LP: Fox (3-2) ... (Fite 2x4)

May 15 at Valdosta, Ga.

	123	456	789	R	H	E
Valdosta State	004	041	000	--	9-13-4	
West Georgia	400	000	110	--	6-11-1	

Leach, Beale (4), Sullivan (7) & Whitehead; Ayers, Taylor (3), Criswell (5) & Fite. WP: Beale (2-2), LP: Criswell (5-2) ... (Viers 3b, 3-rbi's; Whitehead 2x3, 2b; Amadeo 4x5, 3-rbi's)

May 15 at Valdosta, Ga.

	123	456	789	R	H	E
West Georgia	000	002	000	--	2-8-0	
Valdosta State	000	010	002	--	3-4-3	

Taylor, Campbell (7) & Fite; Petty & Whitehead. WP: Petty (7-2), LP: Campbell (9-5) ... (Viers HR, 2-rbi's; Amadeo HR)

Regional Totals:

(Viers, rf 19-11, .579; Amadeo, cf 22-9, .409; Fowler, 1b 22-8, .364; Whitehead, c 19-6, .316; Fite, 2b 21-6, .286; Griffin, 3b 16-4, .250; Smith, dh 8-2, .250; Shuman, ss 11-2, .182; Fortenberry, lf 19-3, .158; DeMersseman, dh 17-2, .118; Maini, 3b 2-0, .000)

(Petty 1-0, 0.00; Leach 0-0, 0.00; Wall 1-0, 1.08; Beale 1-0, 1.59; McDiffitt 1-0, 2.00; Sullivan 0-1, 3.18)

Valdosta State ended fourth in the final National Poll, but had the misfortune to be matched with number-1 Eckerd, in the first-round of the Nationals. Pairings are made years in advance, thus it was chance that matched two of the country's top rated clubs. It was not chance, however, that saw seven All-Americans on the field, in Joe Lefebre (centerfield), Steve Balboni (first-base), Kerry Freedman (pitcher) of Eckerd (all first-team), and Craig Viers (first-team), Steve McDiffitt, Cecil Whitehead, and Skip Fite (all second-team) of VSC.

Coach Thomas went with his ace (McDiffitt, 10-0), and Eckerd, mentor Bill Livsley countered with his ace (Freedman, 11-0). As expected, the game was a classic pitcher's match-up. VSC got four hits (entering the game with a .318 team average), and Eckerd got three (with a .332 team average). Although Freedman pitched a crafty contest, McDiffitt was superior, as he pitched one of the finest tournament games in VSC history. The only problem for the good-guys was that they got beat, 2-1. Two of the Triton's hits were homers (by Lefebre and Balboni), and no Blazer hit produced a run.

Freedman was cunningly wild, and VSC was a swinging team. Sal Amadeo doubled in the fifth, went to third on an out, and after a 45-minute rain delay, scored on a wild pitch, for the Blazers only tally. Not that VSC didn't have other chances. In the eighth, Craig Viers came to bat, with two out and the bases loaded. Freedman had thrown seven, consecutive balls, and although Coach Thomas was aware of the wildness, he hesitated in giving the veteran, All-American the "take." Viers swung at the first pitch (it was high and outside), and fouled it to the left-side, where the Eckerd third-sacker reached into the stands, and caught it for the third out.

In the ninth, the Blazers again loaded the sacks, but Ken Smith hit a one-

blazer baseball

hopper back to Freedman, and VSC suddenly found themselves in the losers bracket.

An added footnote, has to be added; that in regard to the umpiring. The ball and strike calls were pathetic both ways, and an inning ending "out-call" against Bill Petty, defies all imagination. The Nationals is supposed to be a class event, but more dignified, and competent callers could be found in the Knights of Georgia at 3:00 AM.

VSC's next opponent was Shippensburg State (Pa.), who had looked very weak in dropping an earlier 6-1 decision to New Haven. That "weak" observation certainly didn't hold true in the Blazer game, however. The teams battled through 12-scoreless innings before Shippensburg broke the drought with a run in the 13th. The score came off reliever Chuck Beale, who had replaced starter, Jimmy Wall in the 11th. Wall pitched well, using a great pick-off moves to get himself out of trouble in three separate innings.

In the bottom-of-the-thirteenth, Billy Tyler (who had spent considerable time in a Springfield massage parlor, the night before) led-off with a pinch-hit single, and the Blazers loaded the bases, with one out. Craig Viers stepped-up and promptly hit a two-foot squibber, which Leslie (the Shippensburg catcher) scooped-up, but rather than stepping on the plate, he moved several steps up the third-base line, toward pinch-runner Chico Alvarez. When Leslie regained his senses, he did step on the plate, and attempted to throw Viers out, for an apparently easy double-death.

But two things happened: 1) when Viers hit the ball, the seam broke (it must have been an extremely weak seam), and Leslie's index finger got caught inside the hide, which made an accurate throw difficult, and (2) Viers ran to first on the infield grass, and bowled over the first-baseman, as he neared first (great job of umpiring). Sal Amadeo scored from second, and Cecil Whitehead then ripped a single up the middle, for the winning run. Reliever Richard Sullivan picked-up the win, after delivering one pitch in the top-of-the-thirteenth.

VSC clobbered UMo-St. Louis the next day (May 30), 11-4, behind the fine relief pitching of Sullivan (who relieved an unusually shakey Bill Petty), and the home-run bats of Ken Smith and Bart Shuman. BART SHUMAN ... Yes, Bart Shuman. The "little-goof," out of Monticello, Fla., hit his first homer ever; YES, EVER, in the fifth, to extend their lead to 8-4. Smith later homered in the same inning, with two on, to provide the final margin.

The Blazers were now one of the final four, and drew UC-Riverside, after the Highlanders had dropped the winners bracket final, 8-2, to Eckerd. Again, the game was a classic; and again, VSC came up short; this time 8-7. Coach Thomas came back with McDiffitt (after two days rest), and the senior, 4-year letterman, was the victim of both questionable calls, and horrible defense.

In the bottom-of-the-sixth, with two-out, and VSC on top, 3-2, a Riverside hitter, bounced a routine grounder to first-sacker Bruce Fowler. Fowler fielded the ball, and tagged the runner. Simple-- not quite. Both the home-plate, and first-base umpires claimed that they were calling the ball fair (it was four-foot fair), and weren't looking for the tag. Their verdict-- safe. The next hitter popped a towering fly toward center, and Amadeo circled once to often, as it dropped for a double. Viers then came dashing in on a line drive to right, but the ball went over his head scoring two runs. McDiffitt then threw a wild pitch (the score shot to 5-3), and issued a walk. Enter Bill Petty, who struck the next Riverside hitter out on three pitches, but the third-strike got away from Cecil Whitehead, and Coach Thomas replaced Petty (with hind-sight, a crucial move), with Beale, to face a right-hander.

Beale's first pitch was rocketed to left-center, with double written all over

it. Somehow, someway, Amadeo made a stabbing, lunging catch, to end the inning. VSC battled back, behind Fowler, and Billy Fortenberry (3-hits each), to take a 6-5 lead into the bottom-of-the-eighth. With Jimmy Wall, now on the hill, and two out, and a man on first, a routine single was hit to left. Fortenberry charged the ball; slipped, and it got past him to the fence, and the game was tied 6-6.

In the ninth, the Blazers scored, as the Riverside second-sacker mis-played a ground-ball off the bat of Sal Amadeo, with the bases loaded. Going to the bottom-of-the-ninth, VSC held a precarious 7-6 lead. The game was lost on the first Highlander hitter. Wall threw a 2-2, change-up, right down the pipe, but the hitter ducked it, and the batter eventually walked (just an example of the great preparation of the Springfield Baseball Committee re: the quality of umps). Two hits scored a run, and Richard Sullivan came into pitch. He walked the first hitter intentionally, and the next batter hit a shot off his glove, and VSC was dead.

While Riverside coach, Jack Smitheran (twice on Arizona State National Championship teams; and an assistant coach with two other ASU National Champions) said the game was the greatest with which he had ever been associated; the reactions of the Blazer players cannot be recored (at least not in a family volumn). The loss left VSC a 4th. place national finish (the best since a third-place NAIA tie, in 1973), and the respect of all their opponents; especially Riverside, which went on to win the championship.

Skip Fite made the All-Tournament team, and five Blazer hitters were among the top-12 in the series; Fite (.417), Fowler (.385), Shuman (.333), Smith (.333), and Whitehead (.313). Wall also was among the top-3 pitchers with a 0.90 ERA.

NCAA WORLD SERIES

May 28 at Springfield, Ill.

	123	456	789	R	H	E
Valdosta State	000	010	000	--	1-4	-3
Eckerd	100	000	100	--	2-3	-0

McDiffitt & Whitehead; Freedman & Mirro. WP:
Freedman (12-0), LP: McDiffitt (10-1)

May 29 at Springfield, Ill.

	123	456	789	101112	13	R	H	E
Shippensburg State	000	000	000	0 0 0	1	--	1-	8-1
Valdosta State	000	000	000	0 0 0	2	--	2-13	-2

Schaff & Leslie; Wall, Beale (11), Sullivan (13) & Whitehead. WP: Sullivan (8-3), LP: Schaff (6-2) ... (Amadeo 2x6; Fite 2x5, 2b; Viers 2x6; Smith 2x5, 2b; Shuman 2x5)

May 30 at Springfield, Ill.

	123	456	789	R	H	E
UMo-St. Louis	210	100	000	--	4-	7-3
Valdosta State	113	105	00x	--	11-	12-2

Oelkere, Brown (3), Tibbles (6) & Jaschek, Flores (6); Petty, Sullivan (2) & Whitehead. WP: Sullivan (9-3), LP: Oelkere (7-3) ... (Whitehead 2x4, 3b, 2-rbi's; Smith 3x5, HR, 3-rbi's; Shuman 2x3, HR, 3-rbi's)

May 31 at Springfield, Ill.


	123	456	789	R	H	E
Valdosta State	010	011	121	--	7-11	1
UCalif-Riverside	020	003	012	--	8-	8-2

McDiffitt, Petty (7), Beale (7), Wall (8), Sullivan (9) & Whitehead; Fodrey, Cassell (6), Glaum (7) & McCollough, Torenti (7). WP: Glaum (11-4), LP: Sullivan (9-4) ... (Fowler 3x5; Fortenberry 3x3, 2b)

World Series Totals:

(Tyler, ph 1-1, 1.000; Fite, 2b 12-5, .417; Fowler, 1b 13-5, .385; Shuman, ss 15-5, .333; Smith, dh 15-5, .333; Whitehead, c 16-5, .313; Amadeo, cf 17-5, .294; Fortenberry, lf 15-4, .267; Viers, rf 18-4, .222; Griffin, 3b 11-1, .091; DeMersseman, dh 2-0, .000; Petty, dh 1-0, .000; Maini, 3b 1-0, .000; Alvarez, ph 1-0, .000)

(Wall 0-0, 0.90; Sullivan 2-1, 2.25; McDiffitt 0-1, 3.07; Beale 0-0, 4.90; Petty 0-0, 13.50)



—Times Staff Photo.

Make Way: Braves' Bill Fite Slides Into Shortstop Bart Shuman

VALDOSTA STATE
1955--1977

TOURNAMENT RECORDS
Individual & Team -- GAME

MOST AT-BATS	7	Gene Felts	vs Columbus	NAIA District ...	5-18-73
	7	Bobby Tripp	vs Columbus	NAIA District ...	5-18-73
	7	Frank Sumner	vs Columbus	NAIA District ...	5-18-73
MOST RUNS	4	Spence Kiser	vs Florida A&M	NAIA District ...	5-22-69
	4	Sal Amadeo	vs Columbus	NCAA Regionals ..	5-13-77
MOST HITS	5	Gene Felts	vs Columbus	NAIA District ...	5-18-73
	5	Craig Viers	vs Columbus	NCAA Regionals ..	5-13-77
MOST RBI'S	7	Craig Viers	vs Columbus	NCAA Regionals ..	5-13-77
MOST DOUBLES	1	(many players tied)			
MOST TRIPLES	2	Spence Kiser	vs Ouachita Baptist ..	NAIA Area	5-27-70
	2	Sam Bowen	vs Central Arkansas ..	NAIA Area	5-23-73
MOST HOME RUNS ...	1	(many players tied)			
MOST STOLEN BASES ..	2	(many players tied)			
MOST EXTRA BASE HITS	3	Sam Bowen	vs Central Arkansas ..	NAIA Area	5-23-73
MOST INNINGS PITCHED	10.2	Marty LeFiles	vs Columbus	NAIA District ...	5-18-73
MOST STRIKE-OUTS ...	17	Sam Bowen	vs Birmingham So.	NAIA Area	5-26-73
-TEAM-					
MOST RUNS	18 vs Columbus		NCAA Regionals ..	5-13-77
MOST HITS	20 vs Columbus		NCAA Regionals ..	5-13-77
MOST RBI'S	16 vs Columbus		NCAA Regionals ..	5-13-77
MOST DOUBLES	5 vs Eckerd		NCAA Regionals ..	5-26-74
MOST TRIPLES	4 vs Ouachita Baptist ..		NAIA Area	5-27-70
MOST HOME RUNS	2	(happened in 3 different games)			
MOST STOLEN BASES ..	3	(happened in 3 different games)			
MOST EXTRA BASE HITS	8 vs Eckerd		NCAA Regionals ..	5-26-74
MOST INNINGS PLAYED	13 vs Shippensburg St. ...		NCAA Nationals ..	5-29-77
MOST DOUBLE PLAYS	5 vs New Orleans		NCAA Nationals ..	6-01-74

VALDOSTA STATE
1955--1977

TOURNAMENT RECORDS
Individual & Team -- ONE TOURNAMENT

MOST AT-BATS	23	Gene Felts	NAIA District ...	Columbus, Ga. (71)
MOST RUNS	7	Sam Bowen	NAIA Area	Knoxville, Tenn. (73)
	7	Dan Darden	NCAA Regionals ..	Lakeland, Fla. (74)
	7	Craig Viers	NCAA Regionals ..	Valdosta, Ga. (77)
MOST HITS	11	Craig Viers	NCAA Regionals ..	Valdosta, Ga. (77)
MOST RBI'S	13	Craig Viers	NCAA Regionals ..	Valdosta, Ga. (77)
BEST BATTING AVERAGE667	Dan Darden	NCAA Regionals ..	Lakeland, Fla. (74)
MOST DOUBLES	3	Cecil Whitehead ..	NCAA Regionals ..	Valdosta, Ga. (77)
MOST TRIPLES	4	Sam Bowen	NAIA Area	Knoxville, Tenn. (73)
MOST HOME RUNS	2	Harry Jones	NAIA District ...	Columbus, Ga. (71)
MOST STOLEN BASES ...	4	Spence Kiser	NAIA District ...	Tallahassee, Fla. (70)
MOST EXTRA BASE HITS	6	Sam Bowen	NAIA Area	Knoxville, Tenn. (73)
BEST SLUGGING PERCENTAGE938	Sam Bowen	NAIA Area	Knoxville, Tenn. (73)
MOST INNINGS PITCHED	18.1	Pat Arnett	NAIA Nationals ..	Phoenix, Ariz. (73)
MOST STRIKE-OUTS	17	Pat Arnett	NAIA Nationals ..	Phoenix, Ariz. (73)
MOST WINS	2	Richard Sullivan .	NCAA Nationals ..	Springfield, Ill. (77)
BEST EARNED RUN AVERAGE	0.81	Marty LeFiles	NAIA District ...	Valdosta, Ga. (73)

-TEAM-

MOST RUNS	44	NCAA Regionals ..	Lakeland, Fla. (74)
MOST HITS	54	NCAA Regionals ..	Lakeland, Fla. (74)
MOST RBI'S	39	NCAA Regionals ..	Lakeland, Fla. (74)
BEST BATTING AVERAGE375	NCAA Regionals ..	Lakeland, Fla. (74)
MOST DOUBLES	8	NCAA Regionals ..	Lakeland, Fla. (74)
MOST TRIPLES	6	NAIA Area	Knoxville, Tenn. (73)
MOST HOME RUNS	5	NAIA District ...	Columbus, Ga. (71)
MOST STOLEN BASES ...	6	(happened in 3 different tournaments)		

INDIVIDUAL & TEAM RECORDS -- ONE TOURNAMENT (continued)

MOST EXTRA BASE HITS	13	NAIA Area	Knoxville, Tenn. (73)
	13	NCAA Regionals ..	Lakeland, Fla. (74)
BEST SLUGGING PERCENTAGE514	NCAA Regionals ..	Lakeland, Fla. (74)
MOST INNINGS PITCHED	46	NCAA Regionals ..	Valdosta, Ga. (77)
MOST STRIKE-OUTS ...	33	NAIA Area	Knoxville, Tenn. (73)
MOST WINS	4	NAIA District ...	Columbus, Ga. (71)
	4	NCAA Regionals ..	Valdosta, Ga. (77)
BEST WINNING PERCENTAGE	1.000	(2-0)	NAIA District ...	Valdosta, Ga. (69)
	1.000	(3-0)	NAIA District ...	Valdosta, Ga. (73)
BEST EARNED RUN AVERAGE	1.57	NCAA Regionals ..	Valdosta, Ga. (77)



Moose Greenhalgh in a 5-3 win, over Ohio, in 1974

VALDOSTA STATE
1955--1977
TOURNAMENT RECORDS
One SEASON -- Tournaments

MOST AT-BATS	50	Frank Sumner	NAIA	1973
MOST RUNS	10	Sam Bowen	NAIA	1973
	10	Gene Felts	NAIA	1973
	10	Sal Amadeo	NCAA	1977
	10	Skip Fite	NCAA	1977
MOST HITS	23	Gene Felts	NAIA	1973
MOST RBI'S	15	Craig Viers	NCAA	1977
BEST BATTING AVERAGE500	Craig Courtney	NAIA	1969
MOST DOUBLES	3	Gene Felts	NAIA	1973
	3	Cecil Whitehead	NCAA	1977
MOST TRIPLES	4	Sam Bowen	NAIA	1973
MOST HOME RUNS	2	Harry Jones	NAIA	1971
	2	Gene Felts	NAIA	1973
	2	Jeff Greenhalgh	NCAA	1974
MOST STOLEN BASES	4	Spence Kiser	NAIA	1970
	4	Gene Felts	NAIA	1972 & 1973
MOST EXTRA BASE HITS	7	Sam Bowen	NAIA	1973
BEST SLUGGING PERCENTAGE808	Sam Bowen	NCAA	1974
MOST INNINGS PITCHED	36.1	Pat Arnett	NAIA	1973
MOST STRIKE-OUTS	31	Pat Arnett	NAIA	1973
BEST EARNED RUN AVERAGE	0.00	Sam Bowen	NAIA	1973
-TEAM-				
MOST GAMES	11	NAIA	1973
MOST RUNS	60	NAIA	1973
MOST HITS	110	NAIA	1973
MOST RBI'S	49	NAIA	1973
BEST BATTING AVERAGE330	NCAA	1974
MOST DOUBLES	11	NCAA	1977

ONE SEASON -- TOURNAMENTS (continued)

MOST TRIPLES	7	NAIA	1973
MOST HOME RUNS	6	NAIA	1973
MOST STOLEN BASES	13	NAIA	1973
MOST EXTRA BASE HITS	23	NAIA	1973
BEST SLUGGING PERCENTAGE453	NCAA	1974
MOST INNINGS PITCHED	101.1	NAIA	1973
MOST STRIKE-OUTS	80	NAIA	1973
BEST EARNED RUN AVERAGE	2.04	NAIA	1973



Skip Fite, 12, Scores In Game Last Year -1977-

Staff Photo

VALDOSTA STATE
1955--1977
TOURNAMENT RECORDS
Individual CAREER

MOST AT-BATS	137	Gene Felts	(1971-1974)
MOST RUNS	25	Bobby Tripp	(1970-1973)
MOST HITS	44	Gene Felts	(1971-1974)
MOST RBI'S	22	Gene Felts	(1971-1974)
BEST BATTING AVERAGE412	Craig Courtney	(1969 & 71-72)
	.412	Spence Kiser	(1969-1970)
MOST DOUBLES	6	Craig Courtney	(1969 & 71-72)
MOST TRIPLES	7	Sam Bowen	(1973-1974)
MOST HOME RUNS	5	Gene Felts	(1971-1974)
MOST STOLEN BASES	9	Gene Felts	(1971-1974)
MOST EXTRA BASE HITS	12	Sam Bowen	(1973-1974)
BEST SLUGGING PERCENTAGE723	Sam Bowen	(1973-1974)

-PITCHING-

MOST APPEARANCES	8	Leroy Purdy	(1969-1972)
	8	Dan Chadwick	(1971-1974)
	8	Marty LeFiles	(1972-1974)
MOST INNINGS PITCHED	54.1	Leroy Purdy	(1969-1972)
MOST STRIKE-OUTS	37	Sam Bowen	(1973-1974)
MOST WINS	3	Rusty Simpson	(1969-1972)
	3	Marty LeFiles	(1972-1974)
	3	Sam Bowen	(1973-1974)
BEST WINNING PERCENTAGE	1.000	Marty LeFiles	(1972-1974)
	1.000	Sam Bowen	(1973-1974)
BEST EARNED RUN AVERAGE	1.00	Sam Bowen	(1973-1974)
MOST DECISIONS	7	Leroy Purdy	(1969-1972)

VALDOSTA STATE
1955--1977
TOURNAMENT CAREER
Hitting Totals

	AT-BAT	RUNS	HITS	RBI'S	BATTING AVERAGE	2B	3B	HR	SB
ALFORD, Dan (2b) .. 74-75	25	5	6	4	.240	2	0	0	0
°ALVAREZ, Scott (utl) .. 77	1	2	0	0	.000	0	0	0	0
°AMADEO, Sal (cf) .. 77	39	10	14	8	.359	2	0	1	0
ARNETT, Pat (p) .. 73	28	3	7	1	.250	0	0	0	3
BAGGETT, Bill (1f) .. 69-70	25	6	7	3	.280	1	1	0	0
BALBONI, Mike (c) .. 75	7	0	1	0	.143	0	0	0	0
BATES, Ben (cf) .. 65	8	1	3	1	.375	1	0	0	0
BENNETT, Ronald (p) .. 71-72	12	1	1	2	.084	0	0	1	0
BISHOP, Marty (3b) .. 73-75	5	1	1	2	.200	1	0	0	0
BLACK, Collier (p) .. 71	1	1	0	0	.000	0	0	0	0
BOWEN, Sam (cf) .. 73-74	65	16	24	19	.369	3	7	2	4
BRADLEY, John (3b) .. 72-73	7	0	2	0	.286	0	0	0	0
BRANAM, Darrell (c) .. 73-75	30	6	11	6	.367	1	0	0	0
CHADWICK, Dan (p) .. 71-74	4	1	1	0	.250	0	0	0	0
COURTNEY, Craig (1b-rf) .. 69&71-72	68	15	28	11	.412	6	2	2	2
COWART, Eddie (1f) .. 72	29	3	10	5	.345	1	0	0	1
CRAWFORD, Steve (rf) .. 69-70	36	3	4	3	.111	0	0	0	2

TOURNAMENT HITTING (continued)

	AT-BAT	RUNS	HITS	RBI'S	BATTING AVERAGE	2B	3B	HR	SB
CREEL, Robert (rf) .. 65	1	0	0	1	.000	0	0	0	0
DARDEN, Dan (dh-cf) .. 74-75	29	8	10	3	.345	0	0	0	2
°DeMERSSEMAN, David (dh) .. 77	19	2	2	0	.105	0	0	0	0
DENNIS, Jerry (1b) .. 72&74	1	0	0	0	.000	0	0	0	0
DEVANE, Jimmy (ph) .. 70	1	0	1	0	1.000	0	0	0	0
DeVIVO, Angelo (1b) .. 65	10	0	2	3	.200	1	0	0	0
EVANS, Lindy (3b) ... 65	14	1	2	1	.143	0	0	0	0
FELTS, Gene (cf-1f) .. 71-74	137	22	44	22	.321	3	3	5	9
FIELDS, Terry (ss) .. 70-73	94	15	24	11	.255	1	2	1	1
FIKE, Dennis (1f) .. 65	10	1	1	0	.100	0	0	0	0
FISHER, Eddie (p) .. 69	4	0	0	0	.000	0	0	0	0
FITE, Skip (2b) .. 77	33	10	11	2	.333	1	0	0	2
FORAN, Foster (rf) .. 74-75	7	1	2	0	.286	1	0	0	0
FORTENBERRY, Billy (1f) .. 77	30	3	7	1	.233	2	0	0	0
FORTNER, Ron (p) .. 65	2	1	1	0	.500	0	0	0	0
°FOWLER, Bruce (1b) .. 77	35	6	13	4	.371	1	1	0	0

TOURNAMENT HITTING (continued)

	AT-BAT	RUNS	HITS	RBI'S	BATTING AVERAGE	2B	3B	HR	SB
GOLDEN, Al (of) .. 70-73	35	4	7	3	.200	1	1	0	1
GREENHALGH, Jeff (1b) .. 74-75	31	6	10	12	.323	1	0	2	1
°GRIFFIN, Keith (3b) .. 77	27	4	5	2	.185	0	0	0	2
HAHN, Lark (of) .. 73-74	1	0	0	1	.000	0	0	0	0
HALL, Jimmy (3b) .. 70-71	11	1	2	1	.182	0	0	0	0
HASSELL, Andy (p) .. 70-73	4	0	1	3	.250	0	0	0	1
HYSLER, Larry (2b) .. 69-70	36	5	9	5	.250	2	0	0	1
JOHNSON, Tommy (ss) .. 65	10	1	3	0	.300	1	0	0	0
JONES, Harry (1b) .. 69-71	52	8	16	5	.308	0	0	2	0
JONES, Steve (1b) .. 72-73	50	4	15	8	.300	1	0	0	1
KISER, Spence (cf) .. 69-70	34	10	14	5	.412	2	2	1	6
LAMPHIER, Bob (rf) .. 65	8	0	2	0	.250	0	1	0	0
LEE, Greg (p) .. 70	10	2	3	1	.300	1	0	0	0
LeFILES, Marty (p) .. 72-74	2	0	0	0	.000	0	0	0	0
LINGENFELTER, Bob (p) .. 71	0	1	0	0	.000	0	0	0	0
°MAINI, Keith (3b) .. 77	3	0	0	0	.000	0	0	0	1

TOURNAMENT HITTING (continued)

	AT-BAT	RUNS	HITS	RBI'S	BATTING AVERAGE	2B	3B	HR	SB
MEREDITH, Larry (3b) .. 69	12	3	2	2	.167	0	1	0	0
MUSASHE, Vince (2b) .. 73-75	5	2	2	0	.400	0	0	0	0
NASWORTHY, Ron (p) .. 71	4	1	1	2	.250	0	0	0	0
PARSONS, Bill (p) .. 74-75	2	0	1	0	.500	0	0	0	0
PERRY, Mike (p) .. 65	4	0	0	0	.000	0	0	0	0
PETERS, Ray (p) .. 65	4	0	0	0	.000	0	0	0	0
PETROVICH, Dan (p) .. 69	9	0	2	3	.222	0	0	0	0
PETTY, Bill (p) .. 74-75&77	1	0	0	0	.000	0	0	0	0
PURDY, Leroy (p) .. 69-72	16	2	7	4	.438	2	0	1	0
RALEY, Jack (2b) .. 65	9	1	0	0	.000	0	0	0	0
REEVES, Pete (ss) .. 74-75	22	4	2	0	.091	1	0	0	0
REGISTER, Jerome (rf) .. 73-74	64	14	20	16	.313	3	1	1	3
ROMINGER, Steve (c) .. 69-72	82	10	19	9	.232	3	0	0	0
ROQUEMORE, Jim (c) .. 74	1	0	0	0	.000	0	0	0	0
SIMPSON, Rusty (3b-p) .. 69-72	70	8	18	10	.257	1	0	0	1
°SHUMAN, Bart (ss) .. 77	26	3	7	5	.269	0	1	1	0

TOURNAMENT HITTING (continued)

	AT-BAT	RUNS	HITS	RBI'S	BATTING AVERAGE	2B	3B	HR	SB
°SMITH, Ken (c-dh) .. 77	23	1	7	4	.304	1	0	0	1
SORGIUS, Steve (p) .. 70	5	3	2	1	.400	0	0	0	0
SPRUILL, Dudley (3b) .. 71-73	13	3	3	0	.231	0	0	0	0
STARLING, Ralph (of) .. 73-74	9	1	2	0	.222	1	0	0	0
SUMNER, Frank (rf-c) .. 72-73	85	14	21	7	.247	2	0	1	2
SUMNER, Steve (3b) .. 74-75	23	5	6	2	.261	0	0	0	0
TAYLOR, Dave (ss) .. 75	8	0	2	0	.250	0	0	0	0
THORNTON, Joe (cf) .. 69	9	3	1	0	.111	0	0	0	0
TOOLE, Jack (ss) .. 69	15	3	3	2	.200	1	0	0	1
TRIPP, Bobby (ss-2b) .. 70-73	125	25	32	17	.256	1	1	0	2
TYLER, Billy (ph) .. 77	1	0	1	0	1.000	0	0	0	0
VANN, Richard (p) .. 69-70	1	0	0	0	.000	0	0	0	0
°VIERS, Craig (lf-rf) .. 75&77	45	9	17	15	.378	2	2	1	2
WADE, Zack (c) .. 65	12	1	1	0	.083	0	0	0	0
WHITE, Bob (3b) .. 72-73	38	0	6	1	.158	0	0	0	1
°WHITEHEAD, Cecil (c) .. 77	35	8	11	8	.314	3	1	0	1

NOTE: °denotes currently active player.

VALDOSTA STATE
1955--1977
TOURNAMENT CAREER
Pitching Totals

	GAMES	INNINGS PITCHED	HITS	RUNS	EARNED RUNS	WALKS	STRIKE OUTS	WON-LOST	E.R.A.
ARNETT, Pat (R) .. 73	5	36.1	33	9	7	18	31	2-2	1.73
BEALE, Chuck (R) .. 77	5	9.1	10	4	3	4	4	1-0	2.89
BENNETT, Ronald (L) .. 71-72	6	28.2	29	20	10	8	21	1-2	3.14
BLACK, Collier (R) .. 71	2	4.1	6	4	2	0	4	1-0	4.16
BOWEN, Sam (R) .. 73-74	3	27	15	3	3	11	37	3-0	1.00
BOWERS, Rick (R) .. 73-74	3	6	5	3	1	5	1	0-0	1.50
CHADWICK, Dan (R) .. 71-74	8	20.1	25	15	12	9	11	1-1	5.31
DANEY, Lee (R) .. 73	3	20	15	6	5	14	15	2-1	2.25
DARDEN, Dan (R) .. 74-75	1	0	0	0	0	2	0	0-0	0.00
FISHER, Eddie (R) .. 69	1	9	9	8	4	3	10	1-0	4.00
FORTNER, Ron (R) .. 65	1	8	6	5	4	6	8	0-1	4.50
HASSELL, Andy (R) .. 70-73	6	14	20	14	5	8	6	1-0	3.21
LEACH, Dale (R) .. 77	1	2.2	5	4	0	3	0	0-0	0.00
LEE, Greg (R) .. 70	3	16.1	14	4	3	2	6	1-0	1.65

TOURNAMENT PITCHING (continued)

	GAMES	INNINGS PITCHED	HITS	RUNS	EARNED RUNS	WALKS	STRIKE OUTS	WON-LOST	E.R.A.
LeFILES, Marty (R) .. 72-74	8	31	29	15	10	11	8	3-0	2.90
McDIFFITT, Steve (R) .. 74-75&77	6	39	37	24	20	12	18	1-3	4.62
MONTGOMERY, Paul (R) .. 70	1	0.2	4	3	2	1	0	0-0	26.87
PARSONS, Bill (R) .. 74-75	3	6.2	6	5	5	5	1	0-0	6.75
PERRY, Mike (L) .. 65	2	12.2	10	5	3	8	8	1-1	2.13
PETERS, Ray (R) .. 65	1	5.1	4	1	1	4	2	0-0	1.69
PETROVICH, Dan (L) .. 69	2	18	15	2	2	5	18	2-0	1.00
PETTY, Bill (L) .. 74-75&77	6	31	31	13	10	11	8	2-2	2.90
PURDY, Leroy (L) .. 69-72	8	54.1	55	27	16	17	34	2-5	2.65
SIMPSON, Rusty (R) .. 69-72	7	40.2	47	20	14	7	17	3-1	3.09
SORGIUS, Steve (L) .. 70	2	11.2	11	10	6	11	7	1-1	4.63
SULLIVAN, Richard (L) .. 77	5	19.1	13	6	6	8	16	2-2	2.79
VANN, Richard (L) .. 69-70	2	0.2	4	1	0	0	0	0-0	0.00
^o WALL, Jimmy (L) .. 77	3	18.1	10	2	2	10	3	1-0	0.98

NOTE: ^odenotes a currently active player. The years listed for each pitcher denote those years in which Valdosta State was engaged in tournament play, whether or not that particular pitcher saw tournament action.

