

VALDOSTA STATE
UNIVERSITY
FOOTBALL
FOOTBALL
FOOTBALL

HATCH ATTACK!

Blazer Head Coach
Chris Hatcher

AIR RAID 2000

To The Working Media

PRESS BOX

Cleveland Field and Bazemore-Hyder Stadium, the football home of Valdosta State's Blazers, is topped on the south side by a two-level press box with adequate seating on the lower level for about 12 writers. Broadcasters, VSU coaches and visiting coaches use the upper level which is accessible only by ladder type steps.

PRESS BOX SERVICES

Standard services are provided for media personnel -- flip cards, cumulative statistics, media guides, programs, play-by-play accounts at the conclusion of each quarter, abbreviated statistics at halftime and complete final statistics as soon as possible at the end of the game. Ample telephone and fax service is available. Soft drinks and a snack will be served.

MEDIA CREDENTIALS

Contact Steve Roberts, SID, for press passes as far in advance as possible. Passes will be mailed if time permits. If not, they will be left at the Will Call table at the southeast corner of Cleveland Field. The passes will be at the Will Call table an hour and a half before kickoff.

MEDIA PARKING

Parking for the media is available in a lot adjacent the southeast gate at Cleveland Field. Parking passes will be mailed with credentials.

RADIO

Valdosta State has a radio booth for the originating station for the Blazer Football network. A modular plug phone line is provided the official broadcast team of the opponent for each game. The visiting radio crew should obtain permission and credentials in advance from Steve Roberts, SID. Gulf South Conference opponents are provided the phone line at no charge. Other opponents are charged a \$50 fee. The visiting radio phone number as well as a trouble number will be given on request.

SCOUTS

Requests for scouting credentials should be made directly to Steve Roberts, SID, early during the week of the game to be scouted.

FILM

Valdosta State films from the upper level of the pressbox above the South stands at Bazemore-Hyder Stadium. Opponents and media film from a deck (power provided) located at the top of the stands on the North side of the stadium. Media can also film from either sideline (goal line to the 25-yard-line).

OFFICES

Offices of all football coaches are located in the old gymnasium, which also houses the football fieldhouse. Other athletic offices, including the sports information and ticket offices, are located in the physical education complex.

CREDITS

Editor and Writer: Steve Roberts; Design & Printing: Colson Printing Company, Valdosta, GA

Sports Information Mailing Address:

Steve Roberts
Sports Information Director
Athletic Department
Valdosta State University
Valdosta, GA 31698

PHOTO CREDITS

Many thanks to Valdosta Daily Times photographers Paul Leavy and Mike Tanner, and free lance photographers Kim Gibbs, Ken Klanicki, Jack Hartley, Jack Rowe and Bill Malone of Valdosta for their time and talent which produced the photos in this media guide.



Valdosta State Sports Outlets

Corey Clark

Valdosta Daily Times
P.O. Box 968
Valdosta, GA 31698
912-244-1880

Christian Malone

Valdosta Daily Times
P.O. Box 968
Valdosta, GA 31698
912-244-1880

Greg McIlvain

Valdosta Daily Times
P.O. Box 968
Valdosta, GA 31698
912-244-1880

Dick Rockey

807 Mill Pond Road
Valdosta, GA 31602
912-247-7669

Mike DiRocco

FTU Sports
P.O. Box 1949-F
Jacksonville, FL 32231
904-359-4246

Lori Park

FTU Sports
P.O. Box 1949-F
Jacksonville, FL 32231
904-359-4246

Earnest Reese

Atlanta J-C Sports
P.O. Box 4689
Atlanta, GA 30302
404-526-5794

Sports Editor

The Spectator
Valdosta State University
Valdosta, GA 31698
912-333-5685

Frank Barnas

Communication Arts
Valdosta State University
Valdosta, GA 31698
912-333-7156

Sports Director

WQPW
P.O. Box 1327
Valdosta, GA 31603
912-244-8642

College Writer

Macon Telegraph Sports
P.O. Box 4167
Macon, GA 31213
912-744-4302

Sports Editor

Times-Enterprise Sports
P.O. Box 650
Thomasville, GA 31792
912-226-2400

Wayne Grandy

Observer Sports
P.O. Box 889
Moultrie, GA 31768
912-985-4545

Tom Mark

Gazette Sports
P.O. Box 708
Tifton, GA 31794
912-382-4321

Bryan Ayers

Herald Sports
P.O. Box 48
Albany, GA 31703
912-888-9305

Sports Editor

Waycross Journal Herald
P.O. Box 219
Waycross, GA 31501
912-283-2244

Lee Gordon

WCTV-TV Sports
P.O. Box 3048
Tallahassee, FL 32303
904-893-2126

Jim Wallace

WALB-TV Sports
P.O. Box 3130
Albany, GA 31708
912-446-4042

Robert Hydrick

WALB-TV Sports
P.O. Box 3130
Albany, GA 31708
912-446-4043

John Lastinger

P.O. Box 40
Valdosta, GA 31603

Tom Odum

P.O. Box 2736
Valdosta, GA 31604

WSU AT A GLANCE

QUICK FACTS

Location Valdosta, Ga.
 Enrollment 8650
 President Dr. Hugh C. Bailey
 Athletic Director Herb Reinhard
 Football Coach Chris Hatcher
 Athletic Affiliation.... Gulf South Conference,
 NCAA Division II
 Nickname Blazers
 Colors Red and Black
 Stadium Cleveland Field
 (11,500, natural turf)

CONTENTS

Athletic, Football Staffs 1
 Valdosta State University,
 VSU President 2-3
 Athletic Director 4
 Head Coach 6-7
 Assistant Coaches 8-10
 Outlook 12-13
 Players 14-21
 Signees 22
 Strength & Conditioning Complex 23
 Sports Medicine 24
 Gulf South Conference 25
 Rosters 26-27
 Bazemore-Hyder Stadium 28
 Opponents 29-35
 Travel Itinerary 35
 GSC Statistics 36
 1999 Statistics 37-40
 Records 41-47
 Lettermen 48-49
 VSU All-Americans 50
 VSU Pros 51
 Harlon Hill, Hall of Fame 52
 Composite Schedule Inside Back Cover

FOOTBALL STAFF

Head Coach Chris Hatcher
 Alma Mater Valdosta State 1995
 Collegiate Record First year
 Record at VSU First year
 Office Phone 912-333-5970
 Best Time To Call Mornings
 Assistant Coaches
 Defensive Coordinator Will Muschamp
 Offensive Backs Chris Boden
 Secondary Kirby Smart
 Offensive Line Shawn Bostick
 Defensive Line Mike Pelton
 Receivers David Dean
 Strength, Conditioning Michael Doscher
 Athletic Trainer Russ Hoff
 Assistant Trainers Bobby Tucker
 Michele Garber
 Lori Howard
 Chuck Conner
 Football Secretary Allie Hiers

ATHLETIC STAFF

Position/Name	Telephone (Area Code 912)	
	OFFICE	HOME
FACULTY ATHLETIC REPRESENTATIVE		
Bobby Tucker	333-7161	794-3649
ATHLETIC DIRECTOR		
Herb Reinhard	333-5890	241-8504
Secretary: Debbie Wisenbaker	333-5890	NA
Secretary: Mary Frances Hightower	333-5890	NA
ATHLETIC ADVANCEMENT DIRECTOR		
Lynne Sourwine-Capece	333-5890	NA
ATHLETIC DEVELOPMENT DIRECTOR		
Bill England	333-5890	242-7413
BASEBALL		
Tommy Thomas	259-5562	245-0303
Assistant: Shannon Jernigan	259-5563	241-7168
BASKETBALL (MEN)		
Jim Yarbrough	333-5893	563-2915
Assistant: Todd Sheppard	333-5904	NA
BASKETBALL (WOMEN)		
Kiley Hill	333-5890	563-2910
Assistant: Yvette Sparks	333-5890	245-7916
CHEERLEADING COORDINATOR		
Linda Reinhard	333-5890	241-8504
CHEERLEADING COACH		
Heather Jeffries	333-5890	NA
CROSS COUNTRY		
Johnny Lancaster	333-5890	247-7246
DANCE TEAM COORDINATOR		
Karen Cook	247-8943	NA
FOOTBALL		
Chris Hatcher	333-5844	560-9204
Secretary: Allie Hiers	333-5844	NA
GOLF		
Miles Hannan	333-5890	247-7317
MAINTENANCE, TRAVEL		
Mickey Woods	333-5890	NA
SOFTBALL		
Shelly Lis	333-5890	257-0929
SPORTS INFORMATION		
Steve Roberts	333-5890	244-6560
STRENGTH AND CONDITIONING		
Michael Doscher	333-5844	253-9292
TENNIS		
John Hansen	333-5890	244-4790
TICKET MANAGER		
Bill England	333-5890	242-7413
TRAINER		
Russ Hoff	333-7161	242-5327
Assistant: Bobby Tucker	333-7161	794-3649
Assistant: Michele Garber	333-7161	245-1667
Assistant: Lori Howard	333-7161	247-8782
VOLLEYBALL		
Paul Cantrell	333-5890	253-1563

FOOTBALL CONTACTS

ATHLETIC DEPARTMENT FAX: (912) 333-5972
 WEBSITE: <http://www.valdosta.edu/athletics>



CHRIS HATCHER
 HEAD COACH
 Office: (912) 333-5844
 Cellular: (912) 560-9204
 email:
 cmhatch@valdosta.edu



STEVE ROBERTS
 SPORTS INFORMATION
 DIRECTOR
 Office: (912) 333-5890
 Home: (912) 244-6560
 email:
 sroberts@valdosta.edu



HERB REINHARD
 ATHLETIC DIRECTOR
 Office: (912) 333-5890
 Home: (912) 241-8504
 email:
 hreinhar@valdosta.edu



VALDOSTA STATE UNIVERSITY

SIMPLY A GREAT CHOICE!



Pound Hall on North Campus houses the College of Business Administration.

matter and present it in imaginative and stimulating ways. They care about their students and challenge them to fulfill their academic potential.

Valdosta State, being a multi-purpose institution, is likely to have the academic major most students are seeking. The university offers programs you would expect to find at almost any college, but a number of programs that are usually found only at major universities are also offered. For example, consider the possibilities of studying astronomy; radio, television and film; sports medicine; computer science; special education; nursing, or enrolling in the largest speech and language pathology program in the state of Georgia housed in a new state of the art facility which went on line in January.

The experience and qualifications of Valdosta State's faculty are impressive. More than 300 men and women compose the faculty, and more than 70 percent hold the terminal degree in their field. They choose to teach at VSU because it's the kind of university

SEE NEXT PAGE

Valdosta State University is not a small school. Almost 9000 graduate and undergraduate students attend, making it big enough to offer more than 100 degree programs, yet small enough to offer individualized attention maintaining a student to faculty ratio of less than 25 to 1. Classes at VSU are small enough to allow plenty of communication between faculty and students. That's unusual at many state schools.

Valdosta State was elevated to regional university status July 1, 1993. As a regional university, VSU is continually expanding its mission to meet the growing needs of the region. When it comes to academics, Valdosta State is what many other colleges wish they were...a close knit community of professors and students who learn from one another in an academic setting second to none. VSU is committed to maintaining a strong teaching faculty. The professors know their subject



West Hall, located in the center of Valdosta State University's main campus, houses the offices of the president and vice president for academic affairs as well as several academic departments.



Bazemore-Hyder Stadium

where they can make a difference. When their work in the classroom is completed, they can still be found to counsel students concerning career opportunities.

At VSU, great pride is taken in the physical appearance of the ever-expanding campus. First-rate laboratories (a \$23 million biology-chemistry building is nearing completion in the center of main campus), computer facilities housing the the latest technology, an impressive library which will begin a multi-million dollar expansion in the fall and modern residence halls dot the campus, which includes more than 30 air-conditioned buildings. The architecture and landscaping of the campus are uniform and uniquely attractive.

More than \$50 million in new construction is nearing completion as Valdosta State continues to provide state of the art facilities for its student population.

The location is ideal...15 miles above the Georgia-Florida line on Interstate 75 within easy driving distance of the beaches, resorts and recreational areas of Georgia and Florida. Valdosta, the "Azalea City", is Georgia's ninth largest city and the center of Lowndes County which has a population of more than 100,000. Valdosta, which means "Vale of Beauty", is certainly deserving of its name. The mild climate, friendly people and natural beauty of the area make this simply a great choice for continuing your educational experience.



DR. HUGH C. BAILEY *PRESIDENT*

Valdosta State University has firmly established itself as one of the state's leading institutions of higher learning since Dr. Hugh C. Bailey became the school's sixth president on July 1, 1978.

He worked tirelessly for many years to make Valdosta State the hallmark institution of higher education in the south Georgia region, and his efforts were realized July 1, 1993 when Valdosta State officially became the state's second regional university.

The Berry, Ala., native firmly believes academic excellence and athletic excellence go hand-in-hand and has added programs in both areas to further enhance the attractiveness of Valdosta State to prospective students. In his more than two-decade tenure, enrollment has steadily increased as Valdosta State continues to serve students in the 41-county south Georgia area as well as other sections of the state, the United States and many foreign countries.

Dr. Bailey considers athletics to be an integral part of the total picture of Valdosta State and stays completely informed concerning developments in the entire athletic program. He promoted the initiation of a football program at VSU 19 years ago, and when it was overwhelmingly approved by student referendum he gave it his full support.

Dr. Bailey came to Valdosta State from Francis Marion College in Florence, S.C., where he was vice president for academic affairs and dean of the college. He went to Francis Marion from Samford University in Birmingham where he joined the faculty of the Department of History and Political Science in 1953. He was at Samford for 22 years, the last five as Dean of the College of Arts and Sciences.

He earned the A.B. degree from Samford in 1950 and his master's and Ph.D. degrees from the University of Alabama in 1951 and 1954 respectively. He is a member of numerous civic and professional organizations and has published more than 25 articles in various professional journals. He is also the author of six books.

Dr. Bailey is married to the former Ahleida Joan Seever of Mobile, Ala., and has two daughters, Debra Jane Helwig, a graduate of the University of Georgia, and Laura Joan Singletary, a graduate of Florida State University. The Baileys' first grandchild, a boy, was born in 1998.



President and Mrs. Bailey



ATHLETIC DIRECTOR

HERB REINHARD



The Reinhards: Rebecca, Linda, Herb and Herb IV

Valdosta State University athletics has made great strides forward in the eight and half years Herb Reinhard has been in charge of the 11-sport Division II program. Reinhard joined the Valdosta State athletic family in December 1991, coming from Florida A&M University where he was assistant athletic director in charge of marketing and promotions.

The personable Winter Park, Fla., native has directed a superbly well-balanced program which in 1996-97 won the all-sports trophies in the Gulf South Conference for both men's and women's sports, a feat accomplished by only three other schools in the league's 29-year history.

"I am pleased with many of our accomplishments over the past eight and a half years, but we must remember how we reached this point," Reinhard said. "It will be necessary to push even harder in the next decade if we are to get this program beyond its current level of success. We want to give all our coaches every possible chance to be successful, and that takes a lot of commitment not only from our staff but from this and surrounding communities.

"I am very thankful that the community involvement has continued to grow. We have a lot of plans on the board which will need that involvement. For our part, we pledge to continue putting exciting and winning teams on the fields and courts."

Reinhard, 42, spent much of his first 42 months on the job turning potential supporters of VSU athletics into active supporters of the program. The list of corporate sponsorships is nearing 100, and his aggressive season ticket campaign for football, basketball, baseball and volleyball has paid dividends. He has also expanded the VSU sports package, adding women's volleyball which began play in 1995, as well as its athletic facilities. A fieldhouse and indoor hitting facility for baseball opened in 1998, and a \$525,000 softball stadium was completed in July 1999.



"We have made some inroads, but we still have miles to go. We must continue to present an exciting, appealing product which people want to come out to see. We have so much to offer the south Georgia-north Florida area in the way of entertainment and education. I feel very fortunate to be a part of this institution, which is making an even larger impact on the quality of life for this region."

Reinhard has an undergraduate degree in business from Florida A&M, where he was a two-time all-conference placekicker, and a master's degree in sports administration from Florida State. He began his career at Florida A&M in 1979 where he was women's sports information director for six years before taking over athletic marketing and development in 1986. He was promoted to assistant athletic director in 1990. He was elected to the Florida A&M Sports Hall of Fame in 1993.

Reinhard is married, and he and his wife Linda, who coordinates the cheerleading corps for the athletic department, have a son, Herb IV, 10, and a daughter, Rebecca Joy, 6.



COACHES





HEAD COACH

CHRIS HATCHER



When the fortunes of Valdosta State football reached the lowest point in its 18-year history last fall, the call went out to Blazer football's favorite son. Chris Hatcher, who rewrote the record book as the starting quarterback from 1991 to 1994, accepted the challenge to leave the University of Kentucky and return to his alma mater, charged with turning the program back in the right direction.

Hatcher was lured away from Hal Mumme, his mentor as a player at VSU and later as a coach at Kentucky, to take his first

head coaching assignment at a place which is obviously near and dear to his heart.

"I'm extremely excited to be coming back to Valdosta State to take over what I consider to be not only one of the best Division II jobs in the country, but one of the best jobs in the country period," Hatcher said at last December's news conference. "I'm looking forward to the challenge of putting VSU back on the map and returning to national prominence as soon as possible."

"The big thing is I've always wanted to be a head football coach at the college level somewhere," he added. "Being at Valdosta State is just an added bonus."

The personable Hatcher, a Macon native who was a standout in football and baseball at Mt. de Sales Academy, is back "home" following one year at Central Florida (where he coached Minnesota Viking quarterback Daunte Culpepper) and three years at Kentucky (where he coached Cleveland Brown quarterback Tim Couch and current VSU QB Dusty Bonner).

Mumme, in whose offense Hatcher flourished from 1992-94, believes his protege will be highly successful at Valdosta State. "I think Chris is uniquely qualified to return that program to the limelight in Division II," he said. "Not just from his background, but from his leadership skills and his teaching ability, he's a wonderful football coach."

He was also a wonderful quarterback at VSU. Hatcher completed 1,047 of 1,529 passes for 11,363 yards and 121 touchdowns, setting 29 school passing and total offense records along the way (19 of which still stand).

Hatcher, 27, started 39 consecutive games at Valdosta State and still holds 15 Gulf South Conference and 15 Division II national records in addition to his 19 school marks. In his senior season of 1994, he led the Blazers to their first playoff appearance, reaching the quarterfinals before losing in double overtime to eventual national champion and conference rival North Alabama. Among his more impressive national records are his 68.5 career completion percentage and his 20 straight completions against



The Hatchers: Lori, Chris and Tyler (born June 25)

SEE NEXT PAGE



New Haven.

Hatcher was a two-time all-America (1993 and 1994) and a two-time winner of the GSC's Commissioner's Trophy, which goes to the league's most outstanding overall student-athlete. He capped his brilliant senior campaign by winning numerous national honors, including the prestigious NCAA Top Eight Award, the GTE Academic All-America National Player of the Year and an \$18,000 post-graduate scholarship from the National Football Foundation.

In addition, he won the 1994 Harlon Hill Trophy, which goes annually to Division II's best player, by the second largest vote margin in the award's 14-year history.

Hatcher followed his father Edgar into coaching, beginning as a student assistant at Valdosta State in 1995 and working with his quarterback successor Lance Funderburk, also an all-America who finished second in the 1996 Harlon Hill race. The coaching road then led to Central Florida in 1996 and on to Kentucky when Mumme was named head coach in 1997.

And now he's come full circle ... back to Valdosta State where the journey began as a walkon fifth string quarterback in the fall of 1991. With his first spring practice behind him, Hatcher has not wavered from his initial perception of the job.

"We really expect to win, and we expect to win immediately," he said. "I left a great place at Kentucky to come to a place that has always been special to me. I know we are going to be rebuilding a little bit because of a new staff in transition, but we expect to win and we expect our boys to play hard every game."

Hatcher and his wife Lori are both Valdosta State graduates, Chris in kinesiology and physical education and Lori in early childhood education. The couple's first child, Tyler Christopher, was born June 25.

THE HATCHER FILE

Wife: Lori (VSU graduate in early childhood education)

Son: Tyler Christopher, born June 25, 2000

Coaching Experience:

1995 -- Quarterbacks coach at VSU (coached all-America and Harlon Hill Trophy runnerup Lance Funderburk)

1996 -- Quarterbacks and tight ends coach at Central Florida (coached all-America and first round NFL draft pick Daunte Culpepper)

1997-99 -- Quarterbacks and receivers coach at Kentucky (coached all-America and No. 1 NFL draft pick Tim Couch)

Also was the head junior varsity coach at Kentucky

Playing Career:

- Valdosta State, 1991-94 (started 39 consecutive games)
- Holds 19 school, 15 Gulf South Conference and 15 Division II national records
- Two-time all-America (1993 and 1994)
- Harlon Hill Trophy (best player in Division II) winner by the second largest vote margin in the history of the award (1994)
- Two-time winner of the Gulf South Conference Commissioner's Trophy (1993 and 1994)
- Member of Gulf South Conference Team of the 1990s
- NCAA Top Eight Award Winner (1994)
- Awarded one of the 16 post-graduate scholarships from the National Football Foundation (1994)
- GTE Academic All-America National Player of the Year (1994)





SHAWN BOSTICK

ASSISTANT HEAD COACH
OFFENSIVE LINE



WILL MUSCHAMP

DEFENSIVE COORDINATOR
LINEBACKERS

Shawn Bostick, beginning his third season in charge of the offensive line, is a much happier man now than this time a year ago. Not only does he return four of five starters but his college roommate was hired as the Blazers' sixth head coach in December. And the first thing Chris Hatcher did after taking charge of the football program was name Bostick his assistant head coach.

"Boss was my center when I played quarterback here, and we've been close friends for a long time," Hatcher said. "Just as important as far as the football program is concerned is the fact he's a very good offensive line coach with a tremendous work ethic. I kid him that naming him my top assistant only means he gets to do the things I don't want to do."

Bostick, who received an education degree in health and physical education from VSU in 1996, was a three-year letterman on Blazer teams in 1991, 1992 and 1993. He started at center for the 1993 team which compiled an 8-3 record. That offensive line protected Hatcher like a baby, surrendering only 10 sacks in 471 passing attempts.

"I was very excited when I got this job in 1998, but I'm even more excited now because I think we've put together a solid coaching staff which will work to get this program back



The Bosticks: Sheila and Shawn

on top. As far as my part of the puzzle is concerned, I know we've improved every year. The linemen responded really well in the spring to the changes demanded by the Air Raid attack. The starters are solid across the board, and I think we're bringing in a very good crop of recruits, many of whom will help immediately."

Bostick, 30, and the former Sheila Hammock celebrated their third wedding anniversary in June.

When Chris Hatcher was looking for someone to coordinate his defense, he wanted a coach who was willing to experiment and make changes. He had to look no further than down Interstate 75 from Lexington to Eastern Kentucky where Georgia native Will Muschamp was coaching the secondary.

"I wanted someone who is not scared to take a chance, whose defensive schemes are not set in stone," Hatcher said. "Will is young (28) like me (27), and I think we can grow together and put an exciting product on the field."

Hatcher added that Muschamp followed through on his promise during spring drills. "Will assured me he would take a long look at our defensive personnel and adapt to them, and that's exactly what he did during the spring. I thought the overall defense was the brightest spot of our spring work."

Muschamp, who lettered four years and was a team captain at the University of Georgia, will coach the linebackers in addition to coordinating the defense. "Overall, I was pleased with what we accomplished in the spring," Muschamp said. "Our strength is speed and athleticism, and we will use those attributes in an aggressive way."

A native of Rome, Muschamp came to VSU after spending the 1999 season as secondary coach at Eastern Kentucky which finished 7-4. He has ties to the Gulf South Conference, having



The Muschamps: Will and Carol

coached the secondary at West Georgia in 1998, a year the Braves won the league title. Other coaching experience was picked up at Jacksonville State (linebackers) and as a graduate assistant at Auburn where he worked with the secondary while earning his master's degree.

Muschamp was a defensive back at Georgia, graduating in 1994. He was part of two bowl championship teams, the 1991 Independence Bowl (24-15 over Arkansas) and the 1993 Citrus Bowl (21-14 over Ohio State).

He is married to the former Carol Davis of Thomaston.



CHRIS BODEN

RUNNINGBACKS,
RECRUITING COORDINATOR
DIRECTOR OF FOOTBALL OPERATIONS

Chris Boden begins his fifth full season on the Blazer football staff and will be working under his third head coach, having joined Hal Mumme's program in the spring of 1996 as quarterbacks coach. Like Kelly before him, Hatcher was impressed with the job Boden did in the recruiting area during the coaching staff transition nine months ago and retained him as recruiting coordinator, later adding more responsibility as director of football operations. He took charge of the runningbacks during the spring of 1997 and will continue to coach that position this fall.

"Chris has made a lot of contacts in the past five years, and his organization was crucial during the coaching transition," Hatcher said. "He is a tireless worker in the critical area of recruiting, and he is a solid on-the-field coach. It was an easy decision to keep him as a integral part of my first staff."

A native of Tawas City, MI, Boden was a quarterback at Saginaw Valley State University in Saginaw, MI, graduating in 1990. He began his coaching career as a graduate assistant at Central Michigan University, working with the secondary for two seasons and earning his master's degree in 1994.

In 1995 and 1996 he coached at Urbana University in Urbana, Ohio, working with quarterbacks and receivers and coordinating the passing game. He also taught in Urbana's health and physical education program.



Boden enjoys wearing the hats of recruiting coordinator and on-the-field coach. He sees his position players being an integral part of Hatcher's Air Raid offense. "We were banged up at the position much of spring practice, but we made progress learning the new system," Boden said. "The backs are key pieces of the offense because we ask them all to not only run the ball, but be primary receivers and protect the quarterback."

Boden, 32, is single.



DAVID DEAN

RECEIVERS
SPECIAL TEAMS

David Dean, who coordinated arch rival West Georgia's highly successful passing game the last two years, returned to Valdosta State in January when Hatcher hired him to coach receivers and special teams. Dean spent three seasons at VSU before going to West Georgia in 1992.

"I told him he'd be the 'dean' of the new coaching staff," Hatcher said jokingly. Dean, 36, in fact is the veteran of a young Valdosta State staff. "Seriously, I have great respect for David and will depend on him greatly for advice as we implement our version of the Air Raid offense. I feel very fortunate he was willing to leave West Georgia to become a part of my staff. He's been around the Gulf South Conference for more than 10 years and will bring a wealth of information which will benefit our program tremendously."

Dean left VSU, where he coached wide receivers under Mike Cavan, and joined the West Georgia staff as runningbacks coach in 1992. In his eight seasons, the Braves compiled a record of 59-28, won two GSC championships (1997-98) and beat Valdosta State seven times to cut the Blazers' lead in the series to 10-7. He coached four all-conference backs, four 1,000-yard runners and one player who signed a National Football League contract.

"Valdosta State has always been a special place for me," Dean said. "I met my wife here and formed the foundation of my coaching career here. I'm looking forward to the challenge of returning this football program to one which competes for the championship year in and year out."



After walking on as a freshman at Georgia Tech in 1982, Dean earned a scholarship and played for the Yellow Jackets for three seasons, winning the Guts Award in 1984 and 1985. He coached wide receivers at Avondale, where he starred in high school, in 1986 and was a graduate assistant at Tech in 1987 before beginning his first tour at Valdosta State.

Dean is married to the former Stacie Stott, a VSU alumnus, and the couple has two daughters, Caroline, 3, and Allison, 1.

The Deans: Stacie, Caroline, Allison and David



MIKE PELTON

DEFENSIVE LINE

Mike Pelton, an all-America defensive lineman at Auburn in the mid-1990s, completed Hatcher's first staff, taking charge of the defensive line just before spring practice began in April. He spent the spring evaluating personnel in an area that returned only one starter.

"Coach Pelton did a great job in the spring of moving folks around and building some depth," defensive coordinator Will Muschamp said. "We're going to have a lot of new guys in the mix, and that area will continue to be a work in progress when fall camp opens."

Pelton took advantage of the speed and quickness many of his linemen possess and will continue that tact in the fall. "We do run well, and that's a plus," he said.

Pelton, 28, went to Auburn following an outstanding high school career at Goshen, Alabama. He ended his career on the Plain in 1994, a year he was a team captain and capped the season by earning first team all-Southeastern Conference and second team all-America honors. The next spring he was a fifth round draft choice of the Kansas City Chiefs.

After leaving professional football, Pelton coached the defensive line at his high school before returning to Auburn in the spring of 1999 and completing work on his degree in health education. He then began work on a graduate degree in sports administration at Troy State last year, helping coach the Trojans' defensive line last fall.

Pelton, who is currently single, has a three-year-old daughter, Myesa.



KIRBY SMART

SECONDARY

Kirby Smart, an all-conference defensive back at the University of Georgia in the 1990s, was Hatcher's and Muschamp's choice to coach the Blazer secondary, coming on board in January.

"I decided anybody who could intercept four of Tim Couch's passes in two years was the man I wanted coaching my secondary," Hatcher said, only partly tongue-in-cheek. "Everyone I talked to, from coach (Jim) Donnan (Georgia head coach) to coach (Joe) Kines (Smart's defensive coordinator at UGA) among others, had not one negative word to say about Kirby. He played different positions in the secondary and is very knowledgeable. He'll do a great job for us."

Muschamp echoed Hatcher's assessment after working with Smart during the spring. "He does an outstanding job with that group. They really identify with him and believe in him which is vital."

"I'm fortunate to have inherited a solid group which is both talented and experienced," Smart said.

A four-year letterman and two-year starter at Georgia, Smart earned second team all-conference honors at free safety as a junior and made first team all-conference at strong safety as a senior. He finished with 214 tackles, 13 interceptions and 22 pass breakups.


He graduated from Georgia with a degree in finance in 1998, receiving academic honors at the conference and national levels. This past season he was an administrative assistant on the Bulldog football staff.

Smart, 24, was a high school standout at Bainbridge where he played quarterback and defensive back for his father Sonny (now coaching at Rabun County). He was named Region 1-AAAA's defensive player of the year following his senior season.





PLAYERS



2000 OUTLOOK

Air Raid Siren Sounds As Hatcher Takes Charge Of Blazer Football

Football's in the air again at Valdosta State. More to the point, footballs are in the air again. Chris Hatcher, former VSU all-America and the Blazers' most honored football alumnus, became the university's sixth head coach in December and immediately began putting his stamp on the program.

Last spring, Hatcher and his offensive staff laid the groundwork for the Air Raid attack, the record-setting offense he made famous as a player from 1992-94. At the end of the three weeks of work, he pronounced the offense "a work in progress" and the overall state of Blazer football as "solid with tremendous potential to be very good".

"I was very pleased with what we accomplished during spring practice," said Hatcher, who will make his debut as a head coach in August. "We accomplished all the goals we set out to accomplish on both sides of the ball. I thought Coach (Will) Muschamp's (defensive coordinator) defense did an excellent job, and I believe we got the offense to the point we can pick up and expand quickly in the fall. We learned our personnel and found out who can step up and get the job done."

Hatcher knew going into the spring there would be the growing pains of adjusting to a new system, especially offensively. He was very pleased with the overall results.

"One of the biggest challenges when putting in a new system is getting your personnel where they need to be, and I think for the most part we were able to do that. I couldn't have been more pleased with the enthusiasm and the willingness to buy into our system. We preach playing hard every play. We really stress that because there's no magic formula that leads to success. When one play's over, good or bad, you've got to play the next play."

Hatcher likes the first hand he's been dealt. "I think we'll be a good football team. Of course I don't know how everyone else will be, but we have high optimism and high expectations."

THE OFFENSE

Hatcher will be his own offensive coordinator with input from receivers coach David Dean, offensive line coach Shawn Bostick and runningbacks coach Chris Boden. "We came out of the spring with a good grasp of the offense, but there's just not enough time to get all the repetitions you'd like."

QUARTERBACK

Sophomore Kenn Barnett (6-1, 212), who started five games as a true freshman last season, earned the starting job in the spring and will go into fall work No. 1. The position was strengthened in early summer when Valdosta native Dusty Bonner (6-2, 217) transferred from Kentucky, where he was coached by Hatcher the last three years. Bonner took every snap at Kentucky last season and led the Southeastern Conference in six offensive categories, including pass efficiency, total offense and passing yards a game. Sophomore Lewis

Grier (6-3, 183), who worked behind Barnett in the spring, will add depth if needed but mainly will be a member of the receiver corps.

"Kenn steadily improved during the spring and picked up a solid grasp of the offense," Hatcher said. "Obviously, getting Dusty is a huge plus for our program, and he and Kenn will compete in the fall for the starting job. The competition will make both of them better players."

RUNNINGBACKS

Hatcher believes he has the bodies on campus to get the job done but would like to see more consistency at both the fullback and halfback spots. At fullback, senior Mike Christopher (5-11, 195), junior Travis Francis (5-8, 166) and redshirt freshman Kenyon Sims (5-10, 186) are all expected to contribute. Halfback candidates are senior Marcus Ray (6-0, 201), junior Greg Cooper (5-9, 234) and sophomore Ali Vialdores (5-9, 187).

"Many of the backs we're counting on were banged up in the spring which hindered getting any kind of consistency. Ray was the steadiest, and at times Christopher and Francis showed signs of being really good," Hatcher said. "These are positions we'll really evaluate during fall camp to come up with the best fit. We ask all our backs to run, catch and protect our quarterback, and Coach Boden will get them ready to do that and do it with consistency."

RECEIVERS

The Blazers' corps of receivers was a bright spot during spring drills, and Hatcher believes the all-important positions will be a strength of the 2000 team. Sophomore split end Reggie Mosley (5-8, 170) came into his own last season both as a receiver and kick returner and leads a talented group. Senior flanker Winston Williams (6-3, 193), a reliable receiver throughout his career, is a perfect fit for Hatcher's Air Raid and had a very productive spring.

The tight end position in the offense is primarily another receiver, and the Blazers have outstanding depth with junior Dennis Fryzel (6-0, 182) and sophomore C.J. Lofton (6-0, 200).

"We're fortunate to have very good balance among our front line group of receivers," Hatcher said. "Reggie gives us great speed and big play capability at split end, and I was really pleased with Winston's progress at flanker during the spring. We ask a lot out of the flanker position, and Winston has the tools to be an all-star player there. At tight end, Dennis and C.J. compliment each other very well. They bring different things to the table and the contrast is a real positive for our offense."

"We need to improve the depth at all our receiver spots, and I think we have the players on campus to do that. They need more repetitions to become consistent, and they'll get those during fall camp."



SEE NEXT PAGE

OFFENSIVE LINE

Hatcher was pleased with the progress of the offensive line from the first day of spring practice to the last, especially considering the change of philosophy into a pass protection mode. The front line's front line players are the most experienced group Bostick has had, and several have team leadership ability. Two-year starters Jason King (6-2, 281, Jr.) at left tackle and Tully Payne (6-3, 230, Jr.) at center anchor the front five. Both guards, Greg Chapman (6-3, 308, Sr.) and Keith Gosse (6-2, 270, Soph.), also started a year ago. Sophomore J.R. Neal (6-6, 300) moved into the starting job at right tackle during the spring. Junior Bill Epps (6-4, 269), who broke a leg in a preseason scrimmage and missed the year, can play all the positions and will push for a starting job.

"I was really happy with the work this group turned in, and the progress they made in the new system," Hatcher said. "King and Payne are leaders and the staples of that group, and Gosse, Chapman and Neal complete the picture. Epps was coming off the injury and had to get back into the flow during the spring, but I expect him to push the other guys in the fall. Boss does an outstanding job with this group, and I believe we'll be able to protect our quarterback."

THE DEFENSE

Hatcher thought the defense as a whole had a most productive spring and credits defensive coordinator Will Muschamp, line coach Mike Pelton and secondary coach Kirby Smart with getting that group to a higher level. The strength of the 2000 version of the Black Swarm will be its speed and quickness, and Muschamp plans to exploit that luxury to the fullest.


"It's hard to hit a moving target," Muschamp said. "We won't be a sit and read defense. We'll attack and try to bring as much pressure as possible. We're a little short on experience at certain spots, but I think our overall depth can be outstanding. We played a lot of folks in the spring, and we expect to add to that with several of our recruits. The idea is to keep things simple and be versatile."

DEFENSIVE LINE

The biggest question mark going into the spring was the front four where only one full-time starter returned, forcing Coach Pelton to experiment with different combinations of players. Moving junior Chris Johnson (6-0, 230) from fullback to end proved successful, and he was joined by sophomore Deon McGhee (6-1, 235), junior Tommy George (6-1, 242) and redshirt freshman Derrick Hill (6-4, 215). All are expected to contribute along with several highly regarded newcomers.

On the inside, sophomore Craig Hodge (6-2, 286) started most of the time as a freshman and was steady again in the spring before missing the final week with an injury. Senior Rory Hogan (5-11, 254) has played a lot of football in his VSU career, and senior Shaun Sanders (6-3, 288), a transfer from UT Martin, played important minutes a year ago. Junior Tony Troutman (6-1, 256) returned to the team in the spring after a year off and will add depth.

"Most of these guys can run, and we expect to use their speed to our advantage," Muschamp said. "Coach Pelton has done a great job of molding them into a cohesive group."

**LINEBACKERS**

Even though the Blazers lost two of the Gulf South Conference's best linebackers (player of the year Antonio Speed and Michael Williams), Muschamp, who coaches the position, is very pleased with his group. Junior Reggie Cockerm (6-0, 218) returns as the lone starter on the weak side, and he was joined in the spring by a pair of talented sophomores, Mike Fowler (5-10, 211) in the middle and Tony Barnes (5-11, 202) on the strong side. Behind that trio are sophomores Vic Miller (6-1, 218) and Steve Cannon (5-11, 222) and redshirt freshman Edward Simmons (6-0, 193).

"We are short on experience, but their savvy and speed is outstanding," Muschamp said. "They understand their roles and execute their assignments. We recruited well here, and I expect to pick up more depth from several of the newcomers."

SECONDARY

The secondary has the most experience and is expected to be a strong part of the Black Swarm. Senior cornerback Demeakey Williams (6-0, 170), sophomore rover Tabious Carter (6-2, 195) and sophomore free safety Ced Dickerson (6-1, 200) are returning starters and quality players. Dickerson picked up the new system quickly and makes the defensive calls. The other corner post should go to either Anthony Beedles (5-10, 168) or Delrick Bradley (5-9, 173) both sophomores.

Coach Smart has a wealth of depth and will use sophomore Shaunta Dismuke (5-8, 162), sophomore Shamonta Dean (6-2, 176), redshirt freshman Wesley Brown (6-1, 191) and junior Derek Braxton (5-11, 177) among others.

"We are fortunate to have outstanding leadership and depth in the secondary," Muschamp said. "Coach Smart does a good job of disguising coverages and moving around. I feel very comfortable with this group."

SPECIAL TEAMS

Special teams work could not be a priority in the spring because putting in new offensive and defensive systems took precedence. But Hatcher is well aware of the importance of a strong kick and kick return game. "We did get our base schemes in during the spring, and rest assured, the special teams area will be a top priority when we open fall camp," he said.

The Blazers return almost all the principals from a year ago, including placekicker Andy Bishop (5-10, 176, Jr.), punter Barnett, deep snapper Jeff Corley (6-5, 224, Soph.) and kickoff returner Mosley. Other candidates for all the slots will come primarily from the recruiting class.

THE SCHEDULE

Hatcher is well aware of the toughness of his first schedule. The Blazers' first two games are against the top two teams in the Southern Intercollegiate Athletic Conference, Albany State on the road and Fort Valley State (a playoff team last season) at home. Then after an off week, VSU begins a stretch of nine straight GSC games at league favorite Southern Arkansas.

"We've certainly got to be ready right off the bat," he said. "We'll have a pretty good idea of how we stand after those first three games."

QUARTERBACKS

Hatcher was pleased with the progress of sophomore Kenn Barnett (6-1, 212) throughout spring practice. Barnett, who started five games as a true freshman last season, came out on top in competition with fellow sophomore Lewis Grier for the starting job and will enter fall camp as the No. 1 quarterback.

He'll face a stiff challenge from Valdosta native Dusty Bonner (6-2, 217), who transferred in June from the University of Kentucky where he started every game last season. Bonner, who will be a junior, led the Southeastern Conference in six offensive categories, including pass efficiency, total offense and passing yards a game.


"Kenn steadily improved during the spring and picked up a solid grasp of the offense," Hatcher said. "Obviously, getting Dusty is a huge plus for our program, and he and Kenn will compete in the fall for the starting job. The competition will make both of them better players."

Barnett put up solid numbers in his five starts despite being hindered by a shoulder injury suffered in the fifth game of the year. He completed 61 of 133 passes (46 percent) for 889 yards and nine touchdowns, throwing only two interceptions. He also rushed for 190 yards (75 net) and scored twice.

He finished the season strong after recovering from the injury, completing 15 of 29 (52 percent) for 217 yards and two scores against North Alabama and 11 of 18 (61 percent) for 125 yards against West Georgia. For the season he generated 964 yards of total offense.




Bonner, coached by Hatcher and running the Air Raid offense at Kentucky, completed 333 of 508 passes (66 percent) for 3575 yards and 26 touchdowns, throwing 14 interceptions. He twice threw for more than 400 yards in a game and four times threw for more than 300 yards.

Several other quarterbacks will report in the fall, including Valdostan John Hobby, who led Valwood to the state championship in Georgia's private school league last season.



DUSTY BONNER

6-2, 217, Junior
Valdosta, GA



KENN BARNETT

6-1, 212, Sophomore
Lincolnton, GA

BARNETT IN 1999

	A-C-I	Yds	TDs
Albany State	Did Not Play		
Ft. Valley State	5-2-0	29	0
Henderson State	4-1-0	8	0
Delta State	Did Not Play		
Arkansas Tech	14-6-1	48	0
West Alabama	20-10-0	144	3
Southern Arkansas	9-2-0	19	0
Central Arkansas	6-3-0	95	2
Ark.-Monticello	28-11-1	204	2
North Alabama	29-15-0	217	2
West Georgia	18-11-0	125	0
TOTALS	133-61-2	889	9

BONNER IN 1999

	A-C-I	Yds	TDs
Louisville	62-34-2	446	3
Connecticut	40-34-0	339	4
Indiana	31-24-1	304	5
Florida	48-36-1	254	0
Arkansas	31-19-0	252	4
S. Carolina	35-23-1	263	1
LSU	41-26-1	294	0
Georgia	52-33-1	421	4
Miss. State	44-28-1	189	1
Vanderbilt	31-14-0	141	1
Tennessee	50-32-5	361	3
Syracuse	43-30-1	308	0
TOTALS	508-333-14	3575	26

RUNNINGBACKS

Consistency will be Hatcher's and runningbacks coach Chris Boden's byword when fall camp opens. Solid experience returns at both the fullback and halfback positions, and Boden believes he can develop more quality depth at both spots.

Senior Mike Christopher (5-11, 195), who led the Blazers with 517 yards last season, and junior Travis Francis (5-8, 166), who added 450 yards, ended spring work on an even keel at fullback, while senior Marcus Ray (6-0, 201) and juniors Greg Cooper (5-9, 234) and Ali Vialdores (5-9, 187) were neck-and-neck at halfback.

"Many of the backs we're counting on were banged up in the spring which hindered getting any kind of consistency. Ray was the steadiest, and at times Christopher and Francis showed signs of being really good," Hatcher said. "Cooper and Vialdores both have the tools to contribute in this offense as does redshirt freshman Kenyon Sims (5-10, 186). These are positions we'll really evaluate during fall camp to come up with the best fit. We ask all our backs to run, catch and protect our quarterback, and Coach Boden will get them ready to do that and do it with consistency."




ALI VIALDORES
5-9, 187, Junior
Apopka, FL



GREG COOPER
5-9, 234, Junior
Sandersville, GA



KENYON SIMS
5-10, 186, Freshman
Sylvester, GA



MARCUS RAY
6-0, 201, Senior
Valdosta, GA



MIKE CHRISTOPHER
5-11, 195, Senior
Winterville, GA



TRAVIS FRANCIS
5-8, 166, Junior
Green Cove Springs, FL

CHRISTOPHER IN 1999

	No.	Net	TDs
Albany State	11	75	0
Ft. Valley State	Did Not Play		
Henderson State	14	105	0
Delta State	11	46	0
Arkansas Tech	19	71	0
West Alabama	5	1	0
Southern Arkansas	12	58	1
Central Arkansas	16	102	0
Ark.-Monticello	Did Not Play		
North Alabama	2	-1	0
West Georgia	14	60	0
TOTALS	104	517	1

FRANCIS IN 1999

	No.	Net	TDs
Albany State	Did Not Play		
Ft. Valley State	10	140	1
Henderson State	9	75	0
Delta State	5	21	0
Arkansas Tech	18	119	1
West Alabama	6	35	0
Southern Arkansas	8	30	1
Central Arkansas	7	31	0
Ark.-Monticello	1	-1	0
North Alabama	Did Not Play		
West Georgia	Did Not Play		
TOTALS	64	450	3

MARCUS RAY IN 1999

	No.	Net	TDs
Albany State	10	41	0
Ft. Valley State	12	46	1
Henderson State	8	44	0
Delta State	1	3	0
Arkansas Tech	12	57	0
West Alabama	4	25	0
Southern Arkansas	7	39	0
Central Arkansas	1	6	0
Ark.-Monticello	18	134	2
North Alabama	4	26	0
West Georgia	2	6	0
TOTALS	79	427	3

GREG COOPER IN 1999

	No.	Net	TDs
Albany State	No Carries		
Ft. Valley State	No Carries		
Henderson State	3	11	0
Delta State	3	17	0
Arkansas Tech	2	7	0
West Alabama	Did Not Play		
Southern Arkansas	1	2	0
Central Arkansas	1	2	0
Ark.-Monticello	1	0	0
North Alabama	13	64	1
West Georgia	8	23	0
TOTALS	32	126	1

RECEIVERS

The corps of receivers was put through a sharp learning curve in the spring by coach David Dean, who believes the various positions can be a strength of this year's club. The Blazers are blessed with good balance across the board and return three of last year's top four receivers.

Sophomore Reggie Mosley (5-8, 170) caught 24 passes (14 in the last three games) for 384 yards and three touchdowns and was a highlight film at split end during the spring. Senior Winston Williams (6-3, 193) has 67 career catches after adding 18 a year ago and is expected to flourish at flanker in Hatcher's Air Raid attack. The offense also signals the return of the tight end position, and VSU has at least two good ones in sophomore C.J. Lofton (6-0, 200), who caught 18 balls last year, and junior Dennis Fryzel (6-0, 182), who returned in the spring after rehabilitating a knee. Donnie Johnston, a starting quarterback for VSU in 1998, will coach the tight ends.

"We're fortunate to have very good balance among our front line group of receivers, and Coach Dean and Coach Johnston do a great job of teaching," Hatcher said.

"We need to improve our depth at all our receiver spots, and I think we have the players on campus to do that. It was a strong part of our first recruiting class, and it wouldn't surprise me to see a couple of true freshmen make an impact."



ADAM BROWN
6-5, 190, Sophomore
Marietta, GA



ANDREW RILEY
6-2, 200, Freshman
Glouster, Ontario



NEKEYMA WRIGHT
5-11, 172, Freshman
Fort Valley, GA



C.J. LOFTON
6-0, 200, Sophomore
Valdosta, GA



DENNIS FRYZEL
6-0, 182, Junior
Lakeland, FL




JOE ROBINSON
6-1, 183, Sophomore
Madison, FL



LARRY SMITH
5-9, 161, Junior
Lizella, GA



LEWIS GRIER
6-3, 188, Sophomore
Lakeland, FL



MILON BREZIAL
5-10, 178, Freshman
Macon, GA



REGGIE MOSLEY
5-8, 170, Sophomore
Valdosta, GA



THAD ASHMON
5-11, 210, Freshman
Montezuma, GA



WINSTON WILLIAMS
6-0, 170, Senior
Jacksonville, FL

MOSLEY IN 1999

	NO.	YDS	TDS
Albany State	No Catches		
Ft. Valley State	2	32	0
Henderson State	3	33	0
Delta State	2	29	1
Arkansas Tech	1	15	0
West Alabama	1	13	0
Southern Arkansas	No Catches		
Central Arkansas	2	61	1
Ark.-Monticello	4	110	1
North Alabama	4	33	0
West Georgia	6	58	0
TOTALS	24	384	3

WILLIAMS IN 1999

	NO.	YDS	TDS
Albany State	2	37	0
Ft. Valley State	3	28	0
Henderson State	1	7	1
Delta State	No Catches		
Arkansas Tech	1	6	0
West Alabama	2	60	1
Southern Arkansas	1	9	0
Central Arkansas	Did Not Play		
Ark.-Monticello	4	73	1
North Alabama	3	51	0
West Georgia	1	4	0
TOTALS	18	275	3

LOFTON IN 1999

	NO.	YDS	TDS
Albany State	1	5	0
Ft. Valley State	2	20	0
Henderson State	No Catches		
Delta State	2	30	0
Arkansas Tech	1	11	0
West Alabama	1	10	0
Southern Arkansas	2	41	0
Central Arkansas	3	31	1
Ark.-Monticello	1	12	0
North Alabama	3	42	0
West Georgia	2	24	0
TOTALS	18	226	1

FRYZEL IN 1998

	NO.	YDS	TDS
Albany State	8	126	1
Ft. Valley State	No Catches		
Henderson State	2	8	0
Delta State	No Catches		
Arkansas Tech	5	48	0
West Alabama	1	23	0
Southern Arkansas	3	73	0
Central Arkansas	2	40	0
Ark.-Monticello	7	73	1
North Alabama	Injured		
West Georgia	Injured		
TOTALS	28	391	2

OFFENSIVE LINE

The offensive line was another area which underwent a crash course during spring practice as Hatcher and position coach Bostick installed the Air Raid attack. And both coaches were pleased with the steady progress of the men up front, a group which Bostick believes will get the job done.

"We return starters almost all the way across the board," Bostick said, "and they've continued to get better. A major objective of fall camp will be to build some quality depth."

The quality experience begins with two-year starters Jason King (6-2, 281) at left tackle and Tully Payne (6-3, 230) at center, both juniors. The projected starting guards also started last season. Senior Greg Chapman (6-3, 308) and sophomore Keith Gosse (6-2, 270) are quality anchors surrounding Payne. At right tackle, sophomore J.R. Neal (6-6, 300) made giant strides in the spring to earn a shot at the starting job.

Depth will be immediately supplied by junior Bill Epps (6-4, 269), who started for two years before missing last season with a broken leg, and senior Rico Harley (6-7, 289), who played many snaps last season. Redshirt and true freshmen (the recruiting class features several players the coaching staff think can impact this year's team) will be called on to supply additional depth.



BILL EPPS
6-4, 269, Junior
Hiram, GA



BRAD COOPER
6-1, 258, Freshman
Oviedo, FL



GREG CHAPMAN
6-3, 308, Senior
Jacksonville Beach, FL



JASON KING
6-2, 281, Junior
Marietta, GA



J.R. NEAL
6-6, 300, Sophomore
Dallas, GA



JUSTIN SANDERSON
6-3, 270, Freshman
Marietta, GA




KEITH GOSSE
6-2, 270, Sophomore
Jacksonville, FL



KRIS KRAUSE
6-3, 285, Freshman
Alpharetta, GA



RICO HARLEY
6-7, 289, Senior
Miami, FL



TULLY PAYNE
6-3, 230, Junior
Cordele, GA

LINEBACKERS

The position has long been a strength of the Blazers' Black Swarm, and this year should be no different even though only one starter returns. Muschamp left spring drills very satisfied with the work of his group, which is blessed with outstanding speed and athleticism.

The returning starter is junior Reggie Cockerm (6-0, 218), who had 38 tackles (seven for losses along with three sacks) from his weakside spot a year ago. He is the leader of the group and was joined in the spring by sophomores Mike Fowler (5-10, 211) in the middle and Tony Barnes (5-11, 202) on the strong side. Both picked up experience as true freshmen, Fowler getting in on 24 tackles and Barnes 16.

The backups coming out of spring practice were sophomores Vic Miller (6-1, 218) behind Barnes and Steve Cannon (5-11, 222) behind Fowler and redshirt freshman Edward Simmons (6-0, 193) behind Cockerm.

"We are short on experience, but their savvy and speed are outstanding," Muschamp said. "They understand their roles and execute their assignments. We recruited well here, and I expect to pick up more depth from several of the newcomers."



CHAD DOSS
6-1, 222, Junior
Crystal River, FL



DARRYL BAKER
5-11, 184, Sophomore
Irwin, GA




DUSTIN HOLLOWAY
5-11, 201, Freshman
Geneva, FL



EDWARD SIMMONS
6-0, 193, Freshman
Macon, GA



MIKE FOWLER
5-10, 211, Sophomore
Poulan, GA



REGGIE COCKERM
6-0, 218, Junior
Hinesville, GA



ROSS HAWTHORNE
6-1, 215, Freshman
Gainesville, FL



STEVE CANNON
5-11, 222, Sophomore
Sarasota, FL



TODD RAGLE
6-0, 210, Sophomore
Americus, GA



TONY BARNES
5-11, 202, Sophomore
Hinesville, GA



VIC MILLER
6-1, 218, Sophomore
Sandersville, GA

DEFENSIVE LINE

New defensive line coach Mike Pelton, like his predecessor a year ago, has inherited a tremendous challenge in his first season. Only one player who started along the defensive front a year ago returns, and attrition following spring drills further diluted the positions, especially the two inside spots.

Pelton experimented with different combinations of players during the spring and will continue that tact in the fall when several newcomers are in camp. On the outside, moving fullback Chris Johnson (6-0, 230, Jr.) to end proved successful. Junior Tommy George (6-1, 242), who made 10 tackles in limited playing time last season) and sophomore Deon McGhee (6-1, 235), who had four stops, got a lot of reps during the spring as did redshirt freshman Derrick Hill (6-4, 215). Several off-season transfers are expected to make an impact in the fall.

On the inside, senior Rory Hogan (5-11, 254), who had starts at end and tackle last season, brings the most experience to the table. He had 36 tackles (four for losses) last season and is expected to take a leadership role this year. Senior Shaun Sanders (6-3, 288) had three tackles for losses among his 12 stops last season while sophomore Craig Hodge (6-2, 286) continued to improve after starting some of the time last year (11 tackles).

As with the other defensive positions, speed is the key. "Most of these guys can run, and we expect to use their speed to our advantage," Muschamp said. "Coach Pelton has done a great job of molding them into a cohesive group."



CHAD LOWRY
6-5, 226, Sophomore
Roswell, GA



CHRIS JOHNSON
6-0, 230, Junior
Marietta, GA



CRAIG HODGE
6-2, 286, Sophomore
Ottawa, Ontario




DEON MCGHEE
6-1, 235, Sophomore
Fort Valley, GA



DERRICK HILL
6-4, 215, Freshman
Montezuma, GA



RORY HOGAN
5-11, 254, Senior
Lincolnton, GA



SHAUN SANDERS
6-3, 288, Senior
Bethel Springs, TN



TOMMY GEORGE
6-1, 242, Junior
Marietta, GA



TONY TROUTMAN
6-1, 256, Junior
Rochelle, GA

DEFENSIVE BACKS



The experience and depth of this year's Black Swarm is in the secondary where three starters return along with five other players who have lettered in their VSU careers. And yet Coach Smart is working with a group which is still very young with only one senior listed on the depth chart.

That senior is two-year starter Demeakey Williams (6-0, 170) at one of the corners. Last season he recorded 25 tackles, broke up five passes and intercepted two. The other corner will be manned by either Anthony Beedles (5-10, 168) or Delrick Bradley (5-9, 173), redshirt sophomores who both had 11 tackles a year ago.

The starting rover in Muschamp's scheme is sophomore Tabious Carter (6-2, 183), who started last season, making 49 tackles (four for losses) and two interceptions. The free safety, who will call the shots in Smart's secondary, is junior Ced Dickerson (6-1, 200) who made 48 tackles and picked one pass in 1999.

Depth will come from junior Derek Braxton (5-11, 177), who was fourth on the team in tackles last season with 52, sophomore Shamonta Dean (6-2, 176), sophomore Shaunta Dismuke (5-8, 162) who successfully made the switch from receiver to corner in the spring, and redshirt freshman Wesley Brown (6-1, 191) among others.

"We are very fortunate to have outstanding leadership and depth in the secondary," Muschamp said. "Coach Smart does a good job of disguising coverages and moving people around. I feel very comfortable with this group."



ANTHONY BEEDLES
5-10, 168, Sophomore
Stone Mountain, GA



ARTHELL BROWN
5-9, 171, Freshman
Sylvester, GA



CED DICKERSON
6-1, 200, Junior
Hinesville, GA



DELRICK BRADLEY
5-9, 173, Sophomore
Valdosta, GA




DEMAKEY WILLIAMS
6-0, 170, Senior
Albany, GA



DEREK BRAXTON
5-11, 177, Junior
Hinesville, GA



MENDEZ HOLLIS
5-9, 184, Junior
Fort Valley, GA



RYAN RACKLEY
5-10, 190, Junior
Lutz, FL



SANDY TURNER
5-10, 170, Junior
Madison, FL



SHAMONTA DEAN
6-2, 176, Sophomore
Fort Valley, GA



SHAUNTA DISMUKE
5-8, 162, Sophomore
Cairo, GA



TABIOUS CARTER
6-2, 195, Sophomore
Fort Valley, GA




WESLEY BROWN
6-1, 191, Freshman
White Springs, FL

SPECIAL TEAMS


Almost all the principals from a year ago return to their special teams positions, including placekicker Andy Bishop (5-10, 176, Jr.), punter Barnett, deep snapper Jeff Corley (6-5, 224, Soph.) and kickoff returner Mosley.

Bishop spent the off-season working on leg strength and consistency after making 23 of 30 PATs and six of 10 field goals last season. Barnett was an effective punter, averaging almost 37 yards on 62 punts, including 17 that finished inside the opponents' 20-yard-line. Mosley became a bona fide threat on kickoff returns late in the year, averaging 27.6 yards on 11 returns, including a long of 74. And Corley handled all the special teams snaps last season.

Hatcher is well aware of a solid kick and kick return game. "Coach Dean is an outstanding special teams coach, and that area will be a top priority when we get underway this fall. Special teams are just as important as offense and defense."



ANDY BISHOP
5-10, 176, Junior
Valdosta, GA




ANDY GIBBS
6-0, 184, Sophomore
Lyons, GA




JEFF CORLEY
6-5, 224, Sophomore
Vidalia, GA



KENN BARNETT
6-1, 212, Sophomore
Lincolnton, GA



KYLE CASEY
6-1, 205, Freshman
Kingsland, GA



REGGIE MOSLEY
5-8, 170, Sophomore
Valdosta, GA

SUPPORT STAFF



STEVE ROBERTS
SPORTS INFORMATION
DIRECTOR



LYNNE SOURWINE-CAPECE
DIRECTOR, ATHLETIC
ADVANCEMENT



BILL ENGLAND
DIRECTOR, ATHLETIC
DEVELOPMENT



GREG McILVAIN
GAME
OPERATIONS



MICKEY WOODS
TRAVEL,
FIELD MAINTENANCE



ALLIE HIERS
FOOTBALL
SECRETARY



LINDA REINHARD
CHEERLEADING
COORDINATOR



HEATHER JEFFERIES
CHEERLEADING
COACH



CHRIS MARTIN
SPORTS
INFORMATION



BOBBY TUCKER
FACULTY ATHLETICS
REPRESENTATIVE



AIR BLAZERS

RADIO

WWRQ 107.9 FM
Valdosta, GA
Dick Rockey, play-by-play
voice of the Blazers

The Chris Hatcher Show
WWRQ 107.9 FM
Mondays at 7 p.m.
Buffalo's Cafe

TELEVISION

Comcast/Charter
Sports Southeast
GSC Game of the Week!



Sept. 16
Sothern Arkansas
7:00 p.m. (EDT)

Oct. 28
North Alabama
7:00 p.m. (EDT)

The Chris Hatcher Show
WALB, Channel 10, Albany
Each Sunday
(times vary)

VALDOSTA STATE UNIVERSITY 2000 Football Signees

Name	Pos	Ht.	Wt.	High School/JUCO/SR Col	Hometown
Marlin Adams	LB	5-11	195	Northside	Warner Robins, GA
Clent Cannon	WR	6-2	180	Ware County	Waycross, GA
Greg Conly	OL	6-4	265	Bainbridge	Brinson, GA
Jason Cost	LB	6-0	210	Tri-Cities	East Point, GA
Dustin Dodson	OL	6-3	250	Bainbridge	Bainbridge, GA
John Hobdy	QB	5-11	175	Valwood	Valdosta, GA
Torrey Howard	OL	6-1	290	Northside	Byron, GA
Aaron Jenkins	RB	5-6	170	Calhoun County.....	Leary, GA
Tyrone Jordan	TE	6-2	195	Atkinson County	Willacoochee, GA
Kelvin McDavis	OL	6-4	265	Northside	Warner Robins, GA
Andrew McKibbin	DL	6-1	230	Colonial	Orlando, FL
Billy Pilcher	WR	5-11	170	Thomas County Central	Thomasville, GA
Steve Skeen	TE	6-2	210	Shiloh	Stone Mountain, GA
Marquis Turner	DB	5-9	165	Peach County	Fort Valley, GA



THE JESSIE TUGGLE

Strength & Fitness Complex

All-pro linebacker Jessie Tuggle helped put Blazer football on the map.

The Jessie Tuggle Strength and Fitness Complex is an important part of the total athletic program at Valdosta State, but it is especially critical to the football program.

Named for former VSU all-America and current all-pro linebacker Jessie Tuggle, whose \$25,000 gift in 1992 endowed a football scholarship, the complex is a busy place year-round as various teams are put through a vigorous off-season program by strength and conditioning coaches.

The Blazer football off-season program provides a great opportunity for players to make progress in many athletic areas. The primary goal is to develop foot speed and quickness, along with focusing on explosive power, which is achieved through weight training four days a week.

Strength gains have been impressive across the board, and what the young Blazers have accomplished under the watchful eye of strength and conditioning coach Michael Doscher in the weight room and on the practice field will stand them in good stead when they report for fall practice in August.

A prime example of the football team's tremendous improvement in the weight training area is the squat results where 21 players handled more than 500 pounds, including three who topped the 600-pound mark.

Doscher is a key player in the total athletic program, and nobody is more aware of his value than Hatcher and the rest of the football staff. "Mike is simply invaluable. The importance of a well-rounded strength and conditioning program can't be overstated," Hatcher said.

The weight training complex underwent further renovation during the summer, resulting in a more state of the art facility for Doscher to work his magic with VSU's more than 200 student-athletes.



The Doschers: Teresa and Michael (holding Dustin)



JOE BOWERS

GRADUATE ASSISTANT • OFFENSIVE LINE



DONNIE JOHNSTON

STUDENT ASSISTANT • TIGHT ENDS



RYAN SULKOWSKI

STUDENT ASSISTANT • OFFENSIVE LINE

FOOTBALL SUPPORT STAFF

SPORTS MEDICINE

At Valdosta State

The Sports Medicine program at Valdosta State, under the direction of head athletic trainer Russ Hoff, provides the athletic training personnel and expertise for the 10 intercollegiate sports. Hoff, who came on board in August 1997 after serving in a similar capacity at Capital (Ohio) University for 10 years, oversees a staff which includes four other certified athletic trainers (Michele Garber, Lori Howard, Bobby Tucker and Chuck Conner), two graduate assistants and a host of student trainers who work the various sports during their seasons.

The Sports Medicine major is offered by the Department of Kinesiology and Physical Education within the College of Education, and admission is based on academic achievement, course work, related experiences and recommendations. The first two years consist of coursework in the college core curriculum along with background courses appropriate to the major. The second two years incorporate the professional sequence of coursework in the areas of injury assessment, therapeutic exercise, advanced anatomy, biomechanics, kinesiology and sport physiology.

It is during the second two years that the student becomes actively involved in the laboratory experiences in the athletic training room and on the athletic fields and courts. All of these experiences are under the direct supervision of Hoff or one of the other certified trainers.

In addition to the sports medicine staff, Valdosta State athletics is "taken care of" by Dr. Donald Hartig, associate team physician at VSU's Student Health Services, and by team physician Dr. Kurt Jacobson and members of his staff from the world famous Hughston Sports Medicine Clinic in Columbus, which now has a full service clinic in Valdosta located between VSU's two campuses.



STUDENT TRAINERS WORKING FOOTBALL

Jessica Baxley
Andy Grubbs
Michael Dunning
Laura Griffin
Joey Thomas
Leann Hinton



The Hoff's: Sam, Julie, Henry, Russ and Margaret



**DR. KURT
JACOBSON**

*HUGHSTON SPORTS
MEDICINE CLINIC*



**DR. DONALD
HARTIG**

*ASSOCIATE TEAM
PHYSICIAN*



**LORI
HOWARD**

ASSISTANT TRAINER



**MICHELE
GARBER**

ASSISTANT TRAINER



THE GULF SOUTH CONFERENCE

CONFERENCE INFO

Valdosta State, heading into its 19th season in the dangerous Gulf South Conference wars, became a football force in the then nine-member league in 1986, finishing a surprising second and just missing a playoff spot. In 1994 the Blazers again challenged for their first ever conference championship but fell twice, once in the regular season and once in double overtime in the quarterfinals of the national playoffs, to eventual national champion North Alabama, finishing second in the league for the fourth straight year. The final overall record that year was a school-best 11-2, 6-1 in the GSC.

After knocking on the conference championship door often, VSU finally kicked it down in 1996, winning the school's first league title and again advancing to the national playoffs. Once again the Blazers lost in the quarterfinal round to finish 10-3.

The largest all-sports conference in Division II, the GSC enters its 29th year of excellence, continuing a tradition of growth and success that has brought it distinction as one of the elite NCAA Division II conferences. The 18 universities in six southeastern states offer a broad and diverse membership committed to being the best in all aspects of the university experience. As an all-sports conference, the GSC is dedicated to the promotion and practice of honor, integrity and sportsmanship. With 32 national team championships in nine sports, the GSC fosters success and encourages excellence in all of its coaches and student-athletes.

Originally known as the Mid-South Conference, the GSC was formed by six universities in the summer of 1970: Delta State, Florence State (now North Alabama), Jacksonville State, Livingston (now West Alabama), UT Martin and Troy State. Due to scheduling problems during the 1970-71 academic year, the only league sport was football. Jacksonville State won the league's first championship.

In 1971, the league changed its name to the Gulf South Conference when Southeastern Louisiana and Nicholls State

joined and opened an office in Hammond, La. The following year Mississippi College and Northwestern Louisiana were admitted. Northwestern Louisiana withdrew two years later, followed by Southeastern Louisiana and Nicholls State in 1979.

The conference continued with seven teams until 1981 when the presidents admitted Valdosta State. West Georgia joined in 1983. UT Martin and Troy State moved to Division I in 1991, again reducing the league to seven members before it embarked on a major expansion which resulted in the addition of 10 new members: Lincoln Memorial in 1992; Alabama-Huntsville, Henderson State, Central Arkansas and Mississippi University for Women in 1993; West Florida in 1994; and Arkansas-Monticello, Arkansas Tech and Southern Arkansas in 1995. Jacksonville State left for D-I in 1992 and Mississippi College dropped to D-III in 1996. In July 1996, Christian Brothers joined the league, keeping the membership at 16 schools.



NATHAN SALANT
GULF SOUTH COMMISSIONER

Last year, the conference announced the addition of Harding and Ouachita Baptist, bringing its membership to 18 for the 2000-2001 season.

Former commissioner Jim McCullough moved the GSC office to its current location in Birmingham. Nate Salant became the league's sixth commissioner in 1992 and is assisted in the conference office by information director Mike Ingberg and his assistant Mike Anderson as well as office manager Mary Jean Box. The GSC president is Dr. Frank Franz, president of Alabama-Huntsville, who began a two-year term in July.

The Gulf South Conference
mailing address and telephone number:
Gulf South Conference
4 Office Park Circle, Suite 218
Birmingham, AL 35223
(205) 870-9750 • FAX 870-4723
Web Site: www.gulfsouthconference.org

THE GULF SOUTH CONFERENCE FINAL 1999 STANDINGS

Team	GSC	Pct.	PF	PA	Overall	Pct.	PF	PA
Arkansas Tech	8-1	.889	279	177	9-3	.750	354	248
Southern Arkansas	7-2	.778	232	142	8-2	.800	266	169
West Georgia	7-2	.778	244	167	8-3	.727	318	236
Delta State	6-3	.667	206	151	6-4	.600	237	189
North Alabama	5-4	.556	192	207	5-6	.455	228	270
Valdosta State	3-6	.333	202	189	4-7	.364	233	219
Central Arkansas	3-6	.333	230	274	4-6	.400	257	294
Arkansas-Monticello	3-6	.333	211	281	4-7	.364	255	323
Henderson State	2-7	.222	118	263	2-9	.182	135	347
West Alabama	1-8	.111	174	237	1-10	.091	199	274

GSC NATIONAL CHAMPIONSHIPS 1971-2000 (32)

Baseball (4) Troy State (1986, 87) Jacksonville State (1990, 1991)	Men's Golf (3) Troy State (1976, 77, 84)
Men's Basketball (3) North Alabama (1979, 91) Jacksonville State (1985)	Women's Golf (3) Troy State (1984, 86, 89)
Women's Basketball (7) Delta State (1975, 76, 77, 89, 90, 92) Southeastern Louisiana (1977)	Women's Gymnastics (2) Jacksonville State (1984, 85)
Football (7) North Alabama (1993, 94, 95) Troy State (1984, 87) West Alabama (1971) Jacksonville State (1992)	Hockey (2) Alabama-Huntsville (1996, 98)
	Track (1) Southeastern Louisiana (1975)

2000 Valdosta State Football Numerical Roster

No.	Name	Pos.	No.	Name	Pos.
1	Tabious Carter	Rov	47	Wesley Brown	Rov
2	Winston Williams	WR	48	Kerry McLaurin	DE
3	Ced Dickerson	FS	49	Tony Barnes	LB
4	Reggie Mosley	WR	50	Steve Cannon	DE
5	Mike Christopher	FB	51	Tommy George	DE
6	Shamonta Dean	FS	52	Jeff Corley	DS
7	Carlos Johnson	WR	53	Jason Cost	LB
8	Mendez Hollis	CB	54	Ross Hawthorne	LB
9	Tyrone Jordan	WR	55	Brad Cooper	C
10	Kenn Barnett	QB	56	Vic Miller	LB
11	John Hobby	QB	57	Torrey Howard	OG
12	Lewis Grier	WR	59	Chad Doss	LB
13	Arthell Brown	CB	60	Keith Gosse	OG
14	Aaron Jenkins	WR	61	Greg Chapman	OG
15	C.J. Lofton	TE	62	Bill Epps	OG
16	Dennis Fryzel	TE	63	Dustin Holloway	LB
17	Dusty Bonner	QB	64	Greg Conly	OT
19	Anthony Beedles	CB	67	Tully Payne	C
20	Billy Pilcher	WR	69	Dustin Dodson	OT
21	Marquis Turner	CB	71	J.R. Neal	OT
22	Shaunta Dismuke	CB	72	Kris Krause	OT
23	Delrick Bradley	CB	73	Justin Sanderson	OG
24	Joe Robinson	WR	74	Rico Harley	OT
25	Ryan Rackley	Rov	76	Kelvin McDavis	OG
26	Derek Braxton	FS	77	Jason King	OT
27	Andy Bishop	K	80	Nekeyma Wright	WR
28	Travis Francis	FB	81	Eddie Dowdell	WR
29	Sandy Turner	CB	82	Milon Brezial	WR
31	Greg Cooper	HB	83	Clent Cannon	WR
32	Reggie Cockerm	LB	84	Larry Smith	WR
33	Kenyon Sims	FB	85	Thad Ashmon	TE
34	Marlin Adams	LB	86	Steve Skeen	TE
35	Bo Evans	WR	87	Adam Brown	TE
36	Deon McGhee	DE	89	Andy Riley	WR
37	Demeakey Williams	CB	90	Tony Troutman	DT
38	Kyle Casey	K	91	Rory Hogan	DT
39	Marcus Ray	HB	92	Todd Ragle	LB
40	Edward Simmons	LB	93	Shaun Sanders	DT
41	Darryl Baker	LB	94	Chad Lowry	DT
42	Chris Johnson	DE	96	Craig Hodge	DT
43	Derrick Hill	DE	97	Anthony Poole	DE
44	Ali Vialdores	HB	98	Jermaine Jordan	DE
45	Mike Fowler	LB	99	Andrew McKibbon	DE
46	Andy Gibbs	P			

BLAZERS BY POSITION

OFFENSE

Quarterbacks

Kenn Barnett*, Dusty Bonner, John Hobby

Runningbacks

Mike Christopher*, Greg Cooper, Travis Francis*,
Marcus Ray, Kenyon Sims, Ali Vialdores

Wide Receivers

Milon Brezial, Clent Cannon, Eddie Dowdell,
Bo Evans, Lewis Grier, Aaron Jenkins,
Carlos Johnson, Reggie Mosley*, Billy Pilcher,
Joe Robinson, Larry Smith, Winston Williams*,
Nekeyma Wright

Tight Ends

Thad Ashmon, Adam Brown, Dennis Fryzel,
Tyrone Jordan, C.J. Lofton*, Andy Riley,
Steve Skeen

Offensive Line

Greg Chapman*, Greg Conly, Brad Cooper,
Dustin Dodson, Bill Epps, Keith Gosse*,
Rico Harley, Torrey Howard, Jason King*,
Kris Krause, Kelvin McDavis, J.R. Neal,
Tully Payne*, Justin Sanderson

Kickers

Andy Bishop*, Kyle Casey

DEFENSE

Defensive Line

Tommy George, Derrick Hill, Craig Hodge*,
Rory Hogan, Chris Johnson, Jermaine Jordan,
Chad Lowry, Deon McGhee, Andrew McKibbon,
Kerry McLaurin, Anthony Poole, Shaun Sanders,
Tony Troutman

Linebackers

Marlin Adams, Darryl Baker, Tony Barnes,
Steve Cannon, Reggie Cockerm*, Jason Cost,
Chad Doss, Mike Fowler, Ross Hawthorne,
Dustin Holloway, Vic Miller, Todd Ragle,
Edward Simmons

Defensive Backs

Anthony Beedles, Delrick Bradley, Derek Braxton,
Arthell Brown, Wesley Brown, Tabious Carter*,
Shamonta Dean, Ced Dickerson*,
Shaunta Dismuke, Mendez Hollis, Ryan Rackley,
Marquis Turner, Sandy Turner, Demeakey Williams*

Punters

Kenn Barnett*, Andy Gibbs

Long Snappers

Jeff Corley*, Kelvin McDavis

*Returning Starter

2000 Valdosta State Football Alphabetical Roster

Name	No.	Pos.	Ht.	Wt.	Class	Hometown	Name	No.	Pos.	Ht.	Wt.	Class	Hometown
Marlin Adams	34	LB	5-11	195	Freshman	Warner Robins, GA	John Hobby	11	QB	5-11	175	Freshman	Valdosta, GA
Thad Ashmon	85	TE	5-11	210	Freshman	Montezuma, GA	Craig Hodge	96	DT	6-2	286	Sophomore	Ottawa, Ontario
Darryl Baker	41	LB	5-11	184	Sophomore	Irwinton, GA	Rory Hogan	91	DT	5-11	254	Senior	Lincolnton, GA
Tony Barnes	49	LB	5-11	202	Sophomore	Hinesville, GA	Mendez Hollis	8	CB	5-9	184	Junior	Fort Valley, GA
Kenn Barnett	10	QB	6-1	212	Sophomore	Lincolnton, GA	Dustin Holloway	63	LB	5-11	201	Freshman	Geneva, FL
Anthony Beedles	19	CB	5-10	168	Sophomore	Stone Mountain, GA	Torrey Howard	57	OG	6-1	290	Freshman	Byron, GA
Andy Bishop	27	K	5-10	176	Junior	Valdosta, GA	Aaron Jenkins	14	WR	5-6	170	Freshman	Leary, GA
Dusty Bonner	17	QB	6-2	217	Junior	Valdosta, GA	Carlos Johnson	7	WR	5-8	170	Junior	Moultrie, GA
Delrick Bradley	23	CB	5-9	173	Sophomore	Valdosta, GA	Chris Johnson	42	DE	6-0	230	Junior	Marietta, GA
Derek Braxton	26	FS	5-11	177	Junior	Hinesville, GA	Jermaine Jordan	98	DE	6-3	225	Freshman	Statesville, NC
Milon Brezial	82	WR	5-10	178	Freshman	Macon, GA	Tyrone Jordan	9	TE	6-2	195	Freshman	Willacoochee, GA
Adam Brown	87	TE	6-5	190	Sophomore	Marietta, GA	Jason King	77	OT	6-2	281	Junior	Marietta, GA
Arthell Brown	13	CB	5-9	171	Freshman	Sylvester, GA	Kris Krause	72	OT	6-3	285	Freshman	Alpharetta, GA
Wesley Brown	47	ROV	6-1	191	Freshman	White Springs, FL	C.J. Lofton	15	TE	6-0	200	Sophomore	Valdosta, GA
Clent Cannon	83	WR	6-2	180	Freshman	Waycross, GA	Chad Lowry	94	DE	6-5	226	Sophomore	Roswell, GA
Steve Cannon	50	LB	5-11	222	Sophomore	Sarasota, FL	Kelvin McDavis	76	OG	6-4	265	Freshman	Warner Robins, GA
Tabious Carter	1	ROV	6-2	195	Sophomore	Fort Valley, GA	Deon McGhee	36	DE	6-1	235	Sophomore	Fort Valley, GA
Kyle Casey	38	K	6-1	205	Freshman	Kingsland, GA	Andrew McKibbin	99	DE	6-1	230	Freshman	Orlando, FL
Greg Chapman	61	OG	6-3	308	Senior	Jacksonville Beach, FL	Kerry McLaurin	48	DE	6-4	260	Sophomore	Macon, GA
Mike Christopher	5	FB	5-11	195	Senior	Winterville, GA	Vic Miller	56	LB	6-1	218	Sophomore	Sandersville, GA
Reggie Cockerm	32	LB	6-0	218	Junior	Hinesville, GA	Reggie Mosley	4	WR	5-8	170	Sophomore	Valdosta, GA
Greg Conly	64	OT	6-4	265	Freshman	Brinson, GA	J.R. Neal	71	OT	6-6	300	Sophomore	Dallas, GA
Brad Cooper	55	C	6-1	258	Freshman	Oviedo, FL	Tully Payne	67	C	6-3	230	Junior	Cordele, GA
Greg Cooper	31	HB	5-9	234	Junior	Sandersville, GA	Billy Pilcher	20	WR	5-11	170	Freshman	Thomasville, GA
Jeff Corley	52	DS	6-5	224	Sophomore	Vidalia, GA	Anthony Poole	97	DE	5-11	255	Junior	Toccoa, GA
Jason Cost	53	LB	6-0	210	Freshman	East Point, GA	Ryan Rackley	25	ROV	5-10	190	Junior	Lutz, FL
Shamonta Dean	6	FS	6-2	176	Sophomore	Fort Valley, GA	Todd Ragle	92	LB	6-0	210	Sophomore	Americus, GA
Ced Dickerson	3	FS	6-1	200	Junior	Hinesville, GA	Marcus Ray	39	HB	6-0	201	Senior	Valdosta, GA
Shaunta Dismuke	22	CB	5-8	162	Sophomore	Cairo, GA	Andy Riley	89	TE	6-2	200	Freshman	Glouster, Ontario
Dustin Dodson	69	OT	6-3	250	Freshman	Bainbridge, GA	Joe Robinson	24	WR	6-1	183	Sophomore	Madison, FL
Chad Doss	59	LB	6-1	222	Junior	Crystal River, FL	Shaun Sanders	93	DT	6-3	288	Senior	Bethel Springs, TN
Eddie Dowdell	81	WR	6-3	180	Sophomore	Douglas, G	Justin Sanderson	73	OG	6-3	270	Freshman	Marietta, GA
Bill Epps	62	OG	6-4	269	Junior	Hiram, GA	Edward Simmons	40	LB	6-0	193	Freshman	Macon, GA
Bo Evans	35	WR	5-8	157	Freshman	Jackson, GA	Kenyon Sims	33	FB	5-10	186	Freshman	Sylvester, GA
Mike Fowler	45	LB	5-10	211	Sophomore	Poulan, GA	Steve Skeen	86	TE	6-2	210	Freshman	Stone Mountain, GA
Travis Francis	28	FB	5-8	166	Junior	Green Cove Springs, FL	Larry Smith	84	WR	5-9	161	Junior	Lizella, GA
Dennis Fryzel	16	TE	6-0	182	Junior	Lakeland, FL	Tony Troutman	90	DT	6-1	256	Junior	Rochelle, GA
Tommy George	51	DE	6-1	242	Junior	Marietta, GA	Marquis Turner	21	CB	5-9	165	Freshman	Fort Valley, GA
Andy Gibbs	46	P	6-0	184	Sophomore	Lyons, GA	Sandy Turner	29	CB	5-10	170	Junior	Madison, FL
Keith Gosse	60	OG	6-2	270	Sophomore	Jacksonville, FL	Ali Vialdores	44	HB	5-9	187	Junior	Apopka, FL
Lewis Grier	12	WR	6-3	188	Sophomore	Lakeland, FL	Demeakey Williams	37	CB	6-0	170	Senior	Albany, GA
Rico Harley	74	OT	6-7	289	Senior	Miami, FL	Winston Williams	2	WR	6-3	193	Senior	Jacksonville, FL
Ross Hawthorne	54	LB	6-1	215	Freshman	Gainesville, FL	Nekeyma Wright	80	WR	5-11	172	Freshman	Fort Valley, GA
Derrick Hill	43	DE	6-4	215	Freshman	Montezuma, GA							

CLEVELAND FIELD FACTS**FIELD RUNS:** East-West**CAPACITY:** 11,500**BUILT IN:** 1922**SURFACE:** Natural Turf**VISITORS DRESS:** Under North Stands**BLAZERS DRESS:** Under South Stands**PRESS BOX:** Tops South Stands

Cleveland Field/Bazemore-Hyder Stadium

Football Home Of The Blazers

Valdosta State plays its home football games at Cleveland Field, located across the street from University Center, a former shopping plaza acquired by the university which has been beautifully renovated to house additional classrooms and offices for the rapidly growing institution.

The stadium was built in 1922 and was named for the late Dr. A.G. Cleveland, who was superintendent of the Valdosta City Schools from 1919-1949. In the spring of 1996, two legendary Valdosta High School coaches were honored, and the stadium now bears the names of the late Wright Bazemore and the late Nick Hyder. Seating has been added through the years which has enlarged the facility to its current 11,500 seats. It features a

beautiful natural turf playing field and is topped on the south side by a two-level press box.

The Blazers played their first seven seasons at Cleveland Field and returned to the facility nine years ago to take advantage of its convenient location adjacent VSU's main campus. Facilities in University Center will be available to accommodate Blazer Boosters, and acres of convenient parking are available for tailgate parties on game days.

Blazer football's goal in 2000 for the five home dates will be to improve on the school's 55-24-1 record at Cleveland Field over the years. Since 1994, the Blazers have compiled an impressive 26-9 record at the historic facility.



OPPONENTS



ALBANY STATE UNIVERSITY



FORT VALLEY STATE UNIVERSITY



SOUTHERN ARKANSAS UNIVERSITY



UNIVERSITY OF CENTRAL ARKANSAS



HENDERSON STATE UNIVERSITY



DELTA STATE UNIVERSITY



HARDING UNIVERSITY



UNIVERSITY OF WEST ALABAMA



UNIVERSITY OF NORTH ALABAMA



OUACHITA BAPTIST UNIVERSITY



STATE UNIVERSITY OF WEST GEORGIA



ALBANY STATE UNIVERSITY

Aug. 26, 7:00 p.m. (EDT) • Hugh Mills Stadium, Albany, GA

Location: Albany, GA
Enrollment: 3,300
President: Dr. Portia Holmes Shields
Athletic Director: Dan Land
Nickname: Golden Rams
Conference: Southern Intercollegiate Athletic
National Affiliation: NCAA II
Stadium: Hugh Mills (12,000)
Head Coach: James White
 Alma Mater: Albany State
 Record at ASU: 0-0 (first year)
 Phone: (912) 430-4757

Assistants: Rickey Alexander, Ronnie Baker, William Chunn, Kenyan Conner, Jesse Hicks, Anthony Kelly

1998 Record: 7-3 (4-2 in SIAC, 2nd)

Series Record: VSU leads, 5-0

Basic Offense: Pro Set

Basic Defense: 3-4

Lettermen Returning: 42 (14 offense, 28 defense)

Sports Information Director: Edythe Bradley

Office: (912) 430-4673; **Home:** 336-5194; **Fax:** 430-1774

Press Box: 431-2734

2000 SCHEDULE

A 26	VALDOSTA STATE
S 3	Miles
S 9	West Georgia
S 23	Lane
S 30	Savannah State (Macon)
O 7	at Tuskegee
O 14	at Kentucky State
O 21	Clark Atlanta
N 4	at Morehouse
N 11	Fort Valley State (Columbus)

1999 RESULTS (7-3, 4-2 in SIAC, 2nd)

6 VALDOSTA STATE	18
25 Miles	27
38 Kentucky State	33
35 Morehouse	3
17 Savannah State	14
46 Mississippi Valley State	8
42 Clark Atlanta	0
3 Morris Brown	7
34 Livingstone	13
24 Fort Valley State	21



FORT VALLEY STATE UNIVERSITY

Sept. 2, 7:00 p.m. (EDT) • Bazemore-Hyder Stadium, Valdosta, GA

Location: Fort Valley, GA
Enrollment: 3,000
President: Dr. Oscar L. Prater
Athletic Director: Ed Wyche
Nickname: Wildcats
Conference: Southern Intercollegiate Athletic
National Affiliation: NCAA II
Stadium: Wildcat (8,000)
Head Coach: Kent Schoolfield
 Alma Mater: Florida A&M
 Record at FVSU: 26-10 (3 years)
 Phone: (912) 827-3054

Assistants: Julius Adams, Lee Calland, Robert Frost, Maurice Heard, Frank Middleton

1999 Record: 10-2 (5-1 in SIAC, 1st)

Series Record: VSU leads, 8-3

Basic Offense: Multiple

Basic Defense: 4-3

Lettermen Returning: 43 (23 offense, 20 defense)

Sports Information Director: Russell Boone

Office: (912) 825-6437; **Home:** 825-8436; **Fax:** 825-6106

Press Box: 825-6961, 6962

2000 SCHEDULE

A 26	Morehouse
S 2	at VALDOSTA STATE
S 9	at Lane
S 16	at Alcorn State
S 23	Kentucky State
S 30	Benedict
O 7	at Miles
O 14	at Clark Atlanta
O 21	Tuskegee
O 28	at Savannah State
N 11	Albany State (Columbus)

1999 RESULTS (11-2, 5-1 in SIAC, 1st)

14 Morehouse	6
24 VALDOSTA STATE	13
44 Lane	17
28 Morris Brown	21
27 Kentucky State	20
17 Miles	7
34 Clark Atlanta	7
31 Tuskegee	28
35 Savannah State	25
24 Benedict	17
21 Albany State	24
17 Catawba (playoffs)	48



SOUTHERN ARKANSAS UNIVERSITY

Sept. 16, 6:00 p.m. (CDT) • Wilkins Stadium, Magnolia, AR

Location: Magnolia, Ark.

Enrollment: 2,850

President: Dr. Steven G. Gamble

Athletic Director: Jay Adcox

Nickname: Muleriders

Conference: Gulf South

National Affiliation: NCAA II

Stadium: Wilkins Stadium (6,000)

Head Coach: John Bland

Alma Mater: Arkansas

Record at SAU: 0-0 (first year)

Phone: (870) 235-4110

Assistants: Carey Baker, Jasen Sanders, Clay Jennings,
Tommy Laurendine

1999 Record: 8-2, 7-2 in GSC (T-2nd)

Series Record: SAU, 3-1

Basic Offense: Flexbone

Basic Defense: Eagle

Lettermen Returning: 35 (18 offense, 17 defense)

Sports Information Director: Landon Stevens

Office: (870) 235-4104; **Home:** 235-4569; **Fax:** 235-4105

Press Box: 235-4117



UNIVERSITY OF CENTRAL ARKANSAS

Sept. 23, 7:00 p.m. (EDT) • Bazemore-Hyder Stadium, Valdosta, GA

Location: Conway, Ark.

Enrollment: 9,000

President: Dr. Winfred L. Thompson

Athletic Director: Arch Jones

Nickname: Bears

Conference: Gulf South

National Affiliation: NCAA II

Stadium: Estes Stadium (8500)

Head Coach: Clint Conque

Alma Mater: Nicholls State

Record at UCA: 0-0 (first year)

Phone: (501) 450-3153

Assistants: Kevin Fouquier, Rob Richardson,
Brooks Hollingsworth, Tony Gilbert, Henry Briscoe

1999 Record: 4-6, 3-6 in GSC (T-6th)

Series Record: VSU, 3-2

Basic Offense: West Coast

Basic Defense: Multiple

Lettermen Returning: 41 (17 offense, 24 defense)

Sports Information Director: Steve East

Office: (501) 450-5743; **Home:** 450-0013; **Fax:** 450-5740

Press Box: 450-5743

2000 SCHEDULE

S 2at Southeastern Oklahoma State
S 16 VALDOSTA STATE
S 23 Ouachita Baptist
S 30 at West Alabama
O 7 at West Georgia
O 14 Delta State
O 21 at Arkansas Tech
O 28 Arkansas-Monticello
N 4 Central Arkansas
N 11 at Henderson State

1999 Results (8-2, 7-2 in GSC, T-2nd)

34 Southeastern Oklahoma State	27
24 North Alabama	14
20 Arkansas-Monticello	23
29 West Georgia	24
29 Central Arkansas	20
28 VALDOSTA STATE	14
30 West Alabama	24
24 Delta State	0
31 Henderson State	3
17 Arkansas Tech	20

2000 SCHEDULE

A 31at Nicholls State
S 9 Southwest Baptist
S 16 at Ouachita Baptist
S 23 at VALDOSTA STATE
S 30 North Alabama
O 7 Harding
O 14 at Henderson State
O 21 Arkansas-Monticello
O 28 Delta State
N 4 at Southern Arkansas
N 11 at Arkansas Tech

1999 RESULTS (4-6, 3-6 in GSC, T-6th)

27 West Texas A&M	20
14 West Georgia	38
17 North Alabama	24
20 Southern Arkansas	29
54 Arkansas-Monticello	48
27 Arkansas Tech	54
20 VALDOSTA STATE	33
26 West Alabama	10
31 Delta State	14
21 Henderson State	24



HENDERSON STATE UNIVERSITY

Sept. 30, 2:00 p.m. (CDT) • Carpenter-Haygood Stadium, Arkadelphia, AR

Location: Arkadelphia, Ark.

Enrollment: 3,400

President: Dr. Charles Dunn

Athletic Director: Sam Goodwin

Nickname: Reddies

Conference: Gulf South

National Affiliation: NCAA II

Stadium: Carpenter-Haygood (9,600)

Head Coach: Patrick Nix

Alma Mater: Auburn

Record at HSU: 2-9 (1 year)

Phone: (870) 230-5201

Assistants: Doug Meacham, Charles Kelly, Willie Tate, Karr Shannon, John Wells, Chad Callais, Kevin Uhlig

1999 Record: 2-9 (2-7 in GSC, 7th)

Series Record: VSU leads, 4-0

Basic Offense: Pro Set

Basic Defense: 3-4

Lettermen Returning: 34 (21 offense, 13 defense)

Sports Information Director: David Worlock

Office: (870) 230-5197; **Home:** 246-7484; **Fax:** 230-5408

Press Box: 230-5035

2000 SCHEDULE

S 2	Ouachita Baptist
S 9	at Alabama A&M
S 16	at West Georgia
S 23	at Harding
S 30	VALDOSTA STATE
O 7	at North Alabama
O 14	Central Arkansas
O 21	at Delta State
O 28	Arkansas Tech
N 4	at Arkansas-Monticello
N 11	Southern Arkansas

1999 RESULTS (2-9, 2-7 in GSC, 7th)

14 Ouachita Baptist	34
3 VALDOSTA STATE	39
3 Southwest Missouri State	50
7 West Alabama	28
14 Arkansas Tech	31
3 Delta State	35
37 Arkansas-Monticello	24
14 North Alabama	21
13 West Georgia	33
3 Southern Arkansas	31
24 Central Arkansas	21



DELTA STATE UNIVERSITY

Oct. 7, 1:00 p.m. (EDT) • Bazemore-Hyder Stadium, Valdosta, GA

Location: Cleveland, Miss.

Enrollment: 4,085

President: Dr. David Potter

Athletic Director: Jim Jordan

Nickname: Statesmen

Conference: Gulf South

National Affiliation: NCAA II

Stadium: Parker Field (8,000)

Head Coach: Steve Campbell

Alma Mater: Troy State

Record at DSU: 6-4 (1 year)

Phone: (662) 846-4300

Assistants: Gwaine Mathews, Mark Hudspeth, Donald Dykes, Sean Cannon, Ben McIlwaine, Tony Roberson, Trey Agner, Chad Huff

1999 Record: 6-4, 6-3 in GSC (4th)

Series Record: DSU leads, 10-7-1

Basic Offense: Multiple

Basic Defense: 40

Lettermen Returning: 40 (23 offense, 17 defense)

Sports Information Director: Fred Sington

Office: (662) 846-4677; **Home:** 846-1379; **Fax:** 846-4679

Press Box: 846-4593

2000 SCHEDULE

S 2	at Belhaven
S 9	at Mississippi Valley State
S 16	at West Alabama
S 23	North Alabama
S 30	Harding
O 7	at VALDOSTA STATE
O 14	at Southern Arkansas
O 21	Henderson State
O 28	at Central Arkansas
N 4	at Arkansas Tech
N 9	Arkansas-Monticello

1999 RESULTS (6-4, 6-3 in GSC, 4th)

31 Sam Houston State	38
17 Arkansas Tech	10
9 VALDOSTA STATE	6
27 West Alabama	20
35 Henderson State	3
33 North Alabama	7
31 West Georgia	42
0 Southern Arkansas	24
14 Central Arkansas	31
40 Arkansas-Monticello	8



HARDING UNIVERSITY

Oct. 14, 7:00 p.m. (CDT) • Alumni Field, Searcy, AR

Location: Searcy, Ark.
Enrollment: 4,450
President: Dr. David Burks
Athletic Director: Greg Harnden
Nickname: Bisons
Conference: Gulf South
National Affiliation: NCAA II
Stadium: Alumni Field (4,500)
Head Coach: Randy Tribble
 Alma Mater: Harding
 Record at Harding: 32-28-1 (6 years)
 Phone: (501) 279-4755
Assistants: Ronnie Huckleba, James Frank, Scott Ragsdale, Clay Benson
1999 Record: 5-5, 3-5 in Lone Star (T-5th)
Series Record: First meeting
Basic Offense: I
Basic Defense: 4-3
Lettermen Returning: 35 (18 offense, 17 defense)
Sports Information Director: Scott Goode
Office: (501) 279-4760; **Home:** 268-1208; **Fax:** 279-4020
Press Box: 279-4070

2000 SCHEDULE

S 2Tarleton State
 S 9at Tennessee Tech
 S 16at Arkansas Tech
 S 23Henderson State
 S 30at Delta State
 O 7at Central Arkansas
 O 14VALDOSTA STATE
 O 21North Alabama
 O 28at West Georgia
 N 4at West Alabama
 N 11Ouachita Baptist

1999 RESULTS (5-5, 3-5 in Lone Star, T-5th)

44 Tarleton State16
 21 West Alabama19
 38 Midwestern State35
 28 Angelo State31
 27 at Southeastern Oklahoma State41
 28 Northeastern State34
 30 Central Oklahoma42
 30 East Central Oklahoma7
 41 Ouachita Baptist7
 22 Southwestern Oklahoma31



UNIVERSITY OF WEST ALABAMA

Oct. 21, 1:00 p.m. (EDT) • Bazemore-Hyder Stadium, Valdosta, GA

Location: Livingston, Ala.
Enrollment: 2,100
President: Dr. Ed Roach
Athletic Director: Dee Outlaw
Nickname: Tigers
Conference: Gulf South
National Affiliation: NCAA II
Stadium: Tiger Stadium (7,000)
Head Coach: Bobby Johns
 Alma Mater: Alabama
 Record at UWA: 8-23 (3 years)
 Phone: (205) 652-3483
Assistants: Tony Oglesby, Nolan Atkins, Richard Garris, Joe Carter, Jeremy Pruitt
1999 Record: 1-10, 1-8 in GSC (10th)
Series Record: VSU leads, 17-1
Basic Offense: Flex Bone
Basic Defense: 4-3
Lettermen Returning: 25 (13 offense, 12 defense)
Sports Information Director: TBA
Office: (205) 652-3596; **Home:** NA; **Fax:** 652-3600
Press Box: 652-6999, 7799

2000 SCHEDULE

S 2at Stillman
 S 9at Miles
 S 16Delta State
 S 23at Arkansas-Monticello
 S 30Southern Arkansas
 O 7at Arkansas Tech
 O 14West Georgia
 O 21at VALDOSTA STATE
 O 28at Ouachita Baptist
 N 4Harding
 N 11North Alabama

1999 Results (1-10, 1-8 in GSC, 10th)

6 Belhaven16
 19 Harding21
 17 Arkansas Tech32
 28 Henderson State7
 20 Delta State27
 19 VALDOSTA STATE21
 6 West Georgia20
 24 Southern Arkansas30
 10 Central Arkansas26
 17 Arkansas-Monticello23
 33 North Alabama51



UNIVERSITY OF NORTH ALABAMA

Oct. 28, 6:00 p.m. (CDT) • Braly Municipal Stadium, Florence, AL



Location: Florence, Ala.

Enrollment: 5,800

President: Dr. Robert L. Potts

Athletic Director: Dan Summy

Nickname: Lions

Conference: Gulf South

National Affiliation: NCAA II

Stadium: Braly Municipal Stadium (13,000)

Head Coach: Bill Hyde

Alma Mater: Samford

Record at UNA: 13-8 (2 years)

Phone: (256) 765-4397

Assistants: Steve Carter, Sam Graham, David Martin,
Cody Gross, Alvin Briggs

1999 Record: 5-6, 5-4 in GSC (5th)

Series Record: UNA leads, 12-6-1

Basic Offense: Multiple

Basic Defense: 4-3

Lettermen Returning: 42 (26 offense, 16 defense)

Sports Information Director: Jeff Hodges

Office: (256) 765-4595; **Home:** 766-7572; **Fax:** 765-4659

Press Box: 765-6372, 6373

2000 SCHEDULE

S 2at Pittsburg State
S 9Arkansas-Monticello
S 16Elon
S 23at Delta State
S 30at Central Arkansas
O 7Henderson State
O 14Ouachita Baptist
O 21at Harding
O 28VALDOSTA STATE
N 4West Georgia
N 11at West Alabama

1999 RESULTS (5-6, 5-4 in GSC, 5th)

21	Pittsburg State	28
14	Southern Arkansas	24
15	Elon	35
24	Central Arkansas	17
16	Arkansas-Monticello	13
7	West Georgia	21
7	Delta State	33
21	Henderson State	14
21	Arkansas Tech	24
31	VALDOSTA STATE	28
51	West Alabama	33



OUACHITA BAPTIST UNIVERSITY

Nov. 4, 1:00 p.m. (EST) • Bazemore-Hyder Stadium, Valdosta, GA

Location: Arkadelphia, Ark.

Enrollment: 1,700

President: Dr. Andrew Westmoreland

Athletic Director: David Sharpe

Nickname: Tigers

Conference: Gulf South

Affiliation: NCAA II

Stadium: A.V. William (5,200)

Head Coach: Todd Knight

Alma Mater: Ouachita Baptist

Record at OBU: 3-7 (1 year)

Phone: (870) 245-5314

Assistants: Deron Huerkamp, Jay Derby, Kenny Wheaton,
Rustin Gortmaker, Kent Laster, Rudy Rudolph

1999 Record: 3-7, 1-7 in Lone Star (7th)

Series Record: First meeting

Basic Offense: Multiple

Basic Defense: Multiple

Lettermen Returning: 20 (8 offense, 12 defense)

Sports Information Director: Mac Sisson

Office: (870) 245-5208; **Home:** 246-5329; **Fax:** 245-5209

Press Box: 245-5306

2000 SCHEDULE

S 2at Henderson State
S 16Central Arkansas
S 23at Southern Arkansas
S 30Arkansas Tech
O 7Arkansas-Monticello
O 14at North Alabama
O 21West Georgia
O 28West Alabama
N 4at VALDOSTA STATE
N 11at Harding

1999 RESULTS (3-7, 1-7 in Lone Star, 7th)

34	Henderson State	14
28	Southwest Baptist	21
0	Eastern New Mexico	23
22	Texas A&M Commerce	21
3	Southwestern Oklahoma State	14
19	Southeastern Oklahoma State	49
0	Northeastern State	59
20	Central Oklahoma	41
7	East Central	14
7	Harding	41



STATE UNIVERSITY OF WEST GEORGIA

Nov. 11, 7:00 p.m. (EST) • Grisham Stadium, Carrollton, GA

Location: Carrollton, Ga.

Enrollment: 8,670

President: Dr. Thomas J. Hynes

Athletic Director: Ed Murphy

Nickname: Braves

Conference: Gulf South

Affiliation: NCAA II

Stadium: Grisham (6,500)

Head Coach: Glenn Spencer

Alma Mater: Georgia Tech

Record at WG: 18-5 (2 years)

Phone: (404) 836-6539

Assistants: Gary Otten, Tom Evangelista, Mike Ledford, Byron Slack,
Harold Farmer, Toby Strange, Derrick Jackson, Scott Walker

1999 Record: 8-3, 7-2 in GSC (T-2nd)

Series Record: VSU leads, 10-7

Basic Offense: Multiple

Basic Defense: Multiple

Lettermen Returning: 30 (15 offense, 15 defense)

Sports Information Director: Mitch Gray

Office: (770) 836-6542; **Home:** 574-9248; **Fax:** 836-6543

Press Box: 836-0830

2000 SCHEDULE

S 2	Presbyterian
S 9	at Albany State
S 16	Henderson State
S 23	Arkansas Tech
S 30	at Arkansas-Monticello
O 7	Southern Arkansas
O 14	at West Alabama
O 21	at Ouachita Baptist
O 28	Harding
N 4	at North Alabama
N 11	VALDOSTA STATE

1999 RESULTS (8-3, 7-2 in GSC, T-2nd)

40 Presbyterian	41
20 Arkansas-Monticello	10
38 Central Arkansas	14
24 Southern Arkansas	29
34 Morehead State	28
21 North Alabama	7
20 West Alabama	6
42 Delta State	31
33 Henderson State	13
23 Arkansas Tech	41
23 VALDOSTA STATE	16



ON THE ROAD

GAME 1 • ALBANY STATE • AUG. 26, 7 PM (EDT)

Depart: 1:45 pm Saturday, August 26, Chartered Buses

Pre-Game Headquarters: Golden Corral 190 S. Virginia Ave.,
Tifton, GA

Return: Saturday After Game

Driving Time: Approximately 90 minutes

Arrive Valdosta: 2 am

GAME 3 • SOUTHERN ARKANSAS • SEPT. 16, 6 PM (CDT)

Depart: 12:30 pm Saturday, September 16 Chartered Jet to
Texarkana, AR

Pre-Game Headquarters: Western Sizzlin, Texarkana

Return: Saturday After Game, Chartered Jet to Valdosta

Arrive Valdosta: 4 am, Sunday, September 17

Flight Time: 2 hours

GAME 5 • HENDERSON STATE • SEPT. 30, 2 PM (CDT)

Depart: 7 pm Thursday, September 28, Chartered Buses

Thursday Lodging: Holiday Inn Express, 7941 Crestwood Blvd.,
Birmingham, AL (205) 956-8211

Pre-Game Headquarters: Days Inn, I-30 (Exit 118), Benton, AR
(501) 776-3200

Return: Saturday After Game

Driving Time: Approximately 15 hours

Arrive Valdosta: 10:30 am Sunday

GAME 7 • HARDING • OCT. 14, 7 PM (CDT)

Depart: 5:30 am Friday, October 13, Chartered Buses

Pre-Game Headquarters: Hampton Inn, 3204 Race Street,
Searcy, AR (501) 268-0654

Return: Saturday After Game

Driving Time: Approximately 13 hours

Arrive Valdosta: 1:30 pm Sunday

GAME 9 • NORTH ALABAMA • OCT. 28, 6 PM (CDT)

Depart: 9 am Friday, October 27, Chartered Buses

Pre-Game Headquarters: Ramada Inn, 4205 Hatch Blvd.,
Sheffield, AL (256) 381-3743

Return: Saturday After Game

Driving Time: Approximately 8 Hours

Arrive Valdosta: 8 am

GAME 11 • WEST GEORGIA • NOV. 11, 7 PM (EST)

Depart: 1 pm Friday, November 10, Chartered Buses

Pre-Game Headquarters: Best Western Crossroads,
1202 South Park St., Carrollton, GA (770) 832-2611

Return: Saturday After Game

Driving Time: Approximately 4 hours

Arrive Valdosta: 4 am

ITINERARIES SUBJECT TO CHANGE IF GAME(S) ARE TELEVISED

1999 GULF SOUTH CONFERENCE STATISTICS

RUSHING OFFENSE

School	G	Att.	Yds.	Att. Avg.	Game Avg.	TD
Southern Ark.	10	549	2852	5.2	285.2	23
Delta State	10	498	2331	4.7	233.1	18
West Alabama	11	577	2510	4.4	228.2	19
North Alabama	11	532	2418	4.5	219.8	23
VSU	11	429	1847	4.3	167.9	13
Arkansas Tech	12	428	1629	3.8	135.8	18
West Georgia	11	397	1463	3.7	133.0	17
Central Ark.	10	362	1069	3.0	106.9	17
Henderson St.	11	424	1162	2.7	105.6	9
Ark-Monticello	11	422	1149	2.7	104.5	11

RUSHING DEFENSE

School	G	Att.	Yds.	Att. Avg.	Game Avg.	TD
Southern Ark.	10	371	1370	3.7	137.0	15
Delta State	10	355	1411	4.0	141.1	11
West Georgia	11	440	1597	3.6	145.2	15
VSU	11	499	1730	3.5	157.3	16
North Alabama	11	45	1829	4.1	166.3	20
Ark-Monticello	11	471	1943	4.1	176.6	25
Central Ark.	10	467	1919	4.1	191.9	19
West Alabama	11	469	2112	4.5	192.0	15
Henderson St.	11	510	2360	4.6	214.5	19
Arkansas Tech	12	602	2610	4.3	217.5	22

TOTAL OFFENSE

School	G	Att.	Yds.	Att. Avg.	Game Avg.	TD
Southern Ark.	10	699	3993	5.7	399.3	32
Delta State	10	746	3900	5.2	390.0	29
North Alabama	11	760	4100	5.4	372.7	29
Ark-Monticello	11	810	3913	4.8	355.7	29
Central Ark.	10	637	3540	5.6	354.0	36
Arkansas Tech	12	797	4170	5.2	347.5	41
West Georgia	11	709	3802	5.4	345.6	38
VSU	11	725	3660	5.0	332.7	30
West Alabama	11	678	3018	4.5	274.4	23
Henderson St.	11	610	2091	3.4	190.1	15

TOTAL DEFENSE

School	G	Att.	Yds.	Att. Avg.	Game Avg.	TD
Southern Ark.	10	604	2763	4.6	276.3	20
Delta State	10	586	2914	5.0	291.4	24
VSU	11	733	3214	4.4	292.2	26
North Alabama	11	675	3425	5.1	311.4	32
Ark-Monticello	11	652	3452	5.3	313.8	39
Central Ark.	10	709	3574	5.0	357.4	35
West Georgia	11	757	3950	5.2	359.1	31
Arkansas Tech	12	904	4465	4.9	372.1	31
West Alabama	11	753	4157	5.5	377.9	34
Henderson St.	11	741	4248	5.7	386.2	43

PASSING OFFENSE

School	Att.	Comp.	Int.	Pct.	Yds.	Avg.	TD
Ark-Monticello	388	199	19	.513	2764	251.3	18
Central Ark.	275	147	12	.535	2471	247.1	19
West Georgia	312	164	12	.526	2339	212.6	21
Arkansas Tech	369	177	16	.480	2541	211.8	23
VSU	296	135	10	.456	1813	164.8	17
Delta State	248	133	4	.536	1569	156.9	11
North Alabama	228	114	13	.500	1682	152.9	6
Southern Ark.	150	65	5	.433	1141	114.1	9
Henderson St.	186	73	10	.392	929	84.5	6
West Alabama	101	35	7	.347	508	46.2	4

PASSING DEFENSE

School	Att.	Comp.	Int.	Pct.	Yds.	Avg.	TD
VSU	234	107	10	.457	1484	134.9	10
Ark-Monticello	181	81	13	.448	1509	137.2	14
Southern Ark.	233	98	14	.421	1393	139.3	5
North Alabama	224	108	7	.482	1596	145.1	12
Delta State	231	106	13	.459	1503	150.3	13
Arkansas Tech	302	153	15	.507	1855	154.6	9
Central Ark.	242	109	8	.450	1655	165.5	16
Henderson St.	231	136	4	.589	1888	171.6	24
West Alabama	284	143	3	.504	2045	185.9	19
West Georgia	317	169	11	.533	2353	213.9	16

SCORING OFFENSE

School	G	Pts.	Avg.
Arkansas Tech	12	354	29.5
West Georgia	11	318	28.9
Southern Ark.	10	266	26.6
Central Ark.	10	257	25.7
Delta State	10	237	23.7
Ark-Monticello	11	233	21.2
VSU	11	233	21.2
North Alabama	11	228	20.7
West Alabama	11	199	18.1
Henderson St.	11	135	12.3

SCORING DEFENSE

School	G	Pts.	Avg.
Southern Ark.	10	169	16.9
Delta State	10	189	18.9
VSU	11	219	19.9
Arkansas Tech	12	248	20.7
West Georgia	11	236	21.5
North Alabama	11	270	24.5
West Alabama	11	274	24.9
Ark-Monticello	11	323	29.4
Central Ark.	10	294	29.4
Henderson St.	11	347	31.5

INDIVIDUAL RUSHING

Player/School	G	Att.	Yds.	Att. Avg.	Game Avg.	TD
Ed Duncan, ATU	12	163	850	5.2	70.8	11
Phillip Keef, UWA	10	113	609	5.4	60.9	3
Jerry Bowman, SAU	9	76	542	7.1	60.2	2
Tyler Peterson, UNA	11	162	615	3.8	55.9	9
Nick Price, WGA	11	132	615	4.7	55.9	1

INDIVIDUAL PASSING

Player/School	G	Att.	Comp.	Int.	Yds.	AperG	TD
Kevin Nawracaj, UCA	10	263	143	12	2422	242.2	19
Josh Price, ATU	9	282	137	13	1978	219.8	19
Jeremy Clements, WGA	11	303	159	11	2182	198.4	20
Kevin McCarn, UAM	10	239	126	12	1713	171.3	11
Tyler Peterson, UNA	11	213	109	12	1604	145.8	6

INDIVIDUAL RECEIVING

Player/School	G	Cgt.	Yds.	Avg. Gain	Cgt. Game	TD
Lance Strother, ATU	12	61	989	16.2	5.8	7
Greg Lawson, UAM	11	55	917	16.7	5.0	11
Roderick Amey, UAM	11	50	582	11.6	4.6	3
Roscoe Pounds, WGA	11	46	707	15.4	4.2	7
Zack Keys, UNA	10	39	614	15.7	3.9	2

INDIVIDUAL TOTAL OFFENSE

Player/School	G	Att.	Rush Yds.	Pass Yds.	Tot Yds.	Game Avg.
Kevin Nawracaj, UCA	10	316	-177	2422	2245	224.5
Josh Price, ATU	9	343	0	1978	1978	219.8
Tyler Peterson, UNA	11	375	615	1604	2219	201.7
Jeremy Clements, WGA	11	342	-166	2182	2016	183.3
Kevin McCarn, UAM	10	290	-50	1713	1663	166.3

SCORING

Player/School	G	TD	PAT	FG	Pts.	Avg.
Jason Williams, SAU	10	0	30	14	72	7.2
Ed Duncan, ATU	12	14	0	0	84	7.0
Paul Peletz, ATU	12	0	37	15	82	6.8
Keith Flanagan, UCA	10	11	0	0	66	6.6
Greg Lawson, UAM	11	12	0	0	72	6.5

INTERCEPTIONS

Player/School	No.	Yds.
Joseph Daniels, UCA	5	55
Shawn Manning, UAM	5	61
Henry Pinder, UNA	4	52
Pat Walker, DSU	4	26
Chase Brossett, SAU	4	19

PUNTING

Player/School	No.	Yds.	Avg.
Scott Stephens, UCA	31	1423	45.9
Drew Carter, UNA	45	1752	38.9
Sean MacMillen, UAM	57	2206	38.7
Benji Shelton, WGA	59	2282	38.7
Chip Reeves, HSU	65	2468	38.0

PUNT RETURNS

Player/School	No.	Yds.	Avg.
Vonny Armistad, UWA	19	277	14.6
Stuart Cash, ATU	26	377	14.5
Eric Doggett, VSU	32	452	14.1
Willie Duckworth, DSU	17	176	10.4
Marquis Floyd, WGA	26	240	9.2

KICKOFF RETURNS

Player/School	No.	Yds.	Avg.
Reggie Mosley, VSU	11	303	27.5
Sam Blocker, HSU	22	515	23.4
Michael Allen, UWA	13	294	22.6
Vonny Armistad, UWA	14	306	21.9
Jeff Sustaire, SAU	19	409	21.5

1999 FINAL

VALDOSTA STATE DRIVE INFORMATION

	<i>TDs*</i>		<i>TD DRIVE LENGTH</i>
1-10 yards:	12	1-10 yards:	3
11-20 yards:	8	11-20 yards:	3
21-30 yards:	3	21-30 yards:	2
31-40 yards:	4	31-40 yards:	2
41-50 yards:	3	41-50 yards:	6
51-60 yards:	2	51-60 yards:	2
61-70 yards:	0	61-70 yards:	4
71-80 yards:	0	71-80 yards:	6
81-90 yards:	0	81-90 yards:	1
91-99 yards:	0	91-99 yards:	1

* Includes Interception and Blocked Punt Returns

TD DRIVE POSSESSION TIME

0:00-0:30	7
0:31-1:00	4
1:01-2:00	9
2:01-3:00	4
3:01-4:00	3
4:01-5:00	1
5:01-6:00	1
6:01-7:00	1
7:01-8:00	0

Average: 2:03

Shortest: :04 (SAU, UAM 1 play)

Longest: 6:38 (ASU, 13 plays)

PLAYS ON TD DRIVE

1 play	6 drives
2 plays	3 drives
3 plays	4 drives
4 plays	3 drives
5 plays	1 drive
6 plays	2 drives
7 plays	3 drives
8 plays	2 drives
9 plays	1 drive
10 plays	1 drive
11 plays	2 drives
12 plays	0 drives
13 plays	1 drive
14 plays	1 drive

Average: 5.2 plays per drive

Shortest: 1 play (against 6 teams)

Longest: 14 plays (UNA)

PENALTIES

Offense	No.	Yds	Defense	No.	Yds
Motion/False St	19	95	Offsides	10	46
Holding	18	189	Holding/F.Mask	5	44
Unspts. Conduct	2	30	Pass Interference	7	94
Personal Foul	1	16	Illegal Sub	2	10
Clip/Pass Int.	3	45	Personal Foul	3	31
Inten. Grounding	0	0	Unspts. Conduct	3	45
Inelig. Receiver	0	0	Spec. Teams	No.	Yds
Delay of Game	5	25	Personal Foul	6	76
Illegal Pass	1	5	Illegal Part/Pro	4	26
Bench	No.	Yds	Illegal Block	9	91
Unspts. Conduct	1	15	Int. w/fair catch	0	0
TOTAL	51	425	TOTAL	51	473

POSSESSIONS

RESULTS

VSU -- 146	30 TD, 66 punts, 6 FG, 4 MFG, 15 downs, 10 int, 6 FL, 9 time exp.
Opp -- 147	26 TD, 67 punts, 16 FL, 10 int, 5 FG, 5 MFG, 8 downs, 10 time exp.

IN THE RED ZONE

	No.	TD	FG	Pct.
VSU	32	18	6-8	.750
Opp	34	21	3-7	.706

AVERAGE FIELD POSITION

	1st	2nd	1st Half	3rd	4th	2nd Half	Final
VSU	35	44	40	33	34	34	37-yard-line
Opp	27	26	26	32	35	33	30-yard-line

1999...GAME BY GAME

FIRST DOWNS	VSU	ASU	VSU	FVSU	VSU	HSU	VSU	DSU	VSU	ATU	VSU	UWA
TOTAL	16	13	23	11	21	5	11	23	31	17	11	17
RUSHING	7	8	8	5	14	4	3	14	26	6	5	16
PASSING	8	2	11	4	6	1	7	6	3	8	6	0
PENALTY	1	3	4	2	1	0	1	3	2	3	0	1
RUSHING	VSU	ASU	VSU	FVSU	VSU	HSU	VSU	DSU	VSU	ATU	VSU	UWA
ATTEMPTS	33	41	36	44	45	34	25	65	75	34	32	64
NET YARDS	115	178	144	65	230	53	80	263	391	125	125	258
AVG/ATT	3.5	4.3	4.0	1.5	5.1	1.6	3.2	4.0	5.2	3.7	3.9	4.0
PASSING	VSU	ASU	VSU	FVSU	VSU	HSU	VSU	DSU	VSU	ATU	VSU	UWA
ATTEMPTS	25	9	41	10	23	16	23	22	22	34	26	5
COMPLETIONS	14	3	23	4	11	4	10	11	8	11	11	1
YARDS	173	24	221	147	154	25	145	85	62	185	157	14
HAD INTERCEPTED	0	2	1	0	1	2	0	0	2	2	1	1
TIMES SACKED	4/48	1/7	7/51	8/56	3/30	2/17	1/11	0/0	3/21	1/10	3/20	0/0
TOTAL OFFENSE	VSU	ASU	VSU	FVSU	VSU	HSU	VSU	DSU	VSU	ATU	VSU	UWA
PLAYS	58	50	77	54	68	50	48	87	97	68	58	69
YARDS	288	202	365	212	384	78	225	348	453	310	282	272
AVG/PLAY	5.0	4.0	4.7	3.9	5.6	1.6	4.7	4.0	4.7	4.6	4.9	3.9
FUMBLES												
NO./LOST	2/0	3/3	3/2	4/2	2/1	1/0	1/1	4/1	1/1	1/0	2/1	5/3
3rd DOWN CONV.	5-14	3-9	7-16	4-15	6-14	1-13	1-10	7-18	9-19	3-13	4-13	5-15
ToP	29:47	30:13	30:51	29:09	32:10	27:50	16:57	43:03	37:49	22:11	24:35	35:25
SCORING	VSU	ASU	VSU	FVSU	VSU	HSU	VSU	DSU	VSU	ATU	VSU	UWA
POINTS	18	6	13	24	39	3	6	9	14	21	21	19
TDs RUSHING	2	1	2	1	0	0	0	1	2	2	0	2
TDs PASSING	0	0	1	1	4	0	1	0	0	1	3	0
TD RETURNS	1	0	0	1	1	0	0	0	0	0	0	1
FIELD GOALS	0	0	0	1	2	1	0	1	0	0	0	0
SAFETIES	0	0	0	0	0	0	0	0	0	0	0	0

1999...GAME BY GAME

FIRST DOWNS	VSU	SAU	VSU	UCA	VSU	UAM	VSU	UNA	VSU	UWG	VSU	OPP
TOTAL	15	25	14	18	15	21	23	21	18	13	198	184
RUSHING	11	17	5	8	8	7	13	10	8	3	108	98
PASSING	3	5	7	8	7	13	9	9	10	10	77	66
PENALTY	1	3	2	2	0	1	1	2	0	0	13	20
RUSHING	VSU	SAU	VSU	UCA	VSU	UAM	VSU	UNA	VSU	UWG	VSU	OPP
ATTEMPTS	39	55	37	45	30	40	38	46	39	31	528	479
NET YARDS	171	321	181	104	117	126	171	172	122	65	1842	1730
AVG/ATT	4.4	5.8	4.9	2.3	3.9	3.2	4.5	3.7	3.1	2.1	167.5	157.3
PASSING	VSU	SAU	VSU	UCA	VSU	UAM	VSU	UNA	VSU	UWG	VSU	OPP
ATTEMPTS	16	10	27	35	32	35	29	25	32	33	296	234
COMPLETIONS	6	7	8	15	12	20	15	13	17	18	135	107
YARDS	89	115	146	172	224	257	217	275	225	185	1813	1484
HAD INTERCEPTED	0	0	1	2	2	0	0	1	2	0	10	10
TIMES SACKED	2/8	0/0	0/0	4/32	4/30	2/15	0/0	4/24	2/12	3/26	29/227	31/193
TOTAL OFFENSE	VSU	SAU	VSU	UCA	VSU	UAM	VSU	UNA	VSU	UWG	VSU	OPP
PLAYS	55	65	64	80	62	75	67	71	71	64	824	713
YARDS	260	436	327	276	341	383	388	447	347	250	3655	3214
AVG/PLAY	4.7	6.7	5.1	3.5	5.5	5.1	5.8	6.3	4.9	3.9	4.4	4.5
FUMBLES												
NO./LOST	1/0	5/2	0/0	3/2	1/0	4/3	0/0	3/0	2/1	1/1	15/7	34/17
3rd DOWN CONV.	2-10	7-12	4-15	2-15	5-13	6-16	6-13	8-15	8-17	8-18	57-154	54-158
ToP	28:12	31:48	26:33	33:27	25:35	34:25	28:10	31:50	32:09	27:51	5:13	5:47
SCORING	VSU	SAU	VSU	UCA	VSU	UAM	VSU	UNA	VSU	UWG	VSU	OPP
POINTS	14	28	33	20	31	35	28	31	16	23	227	219
TDs RUSHING	2	2	1	1	2	2	2	3	0	1	12	16
TDs PASSING	0	2	3	2	2	2	2	1	2	1	17	10
TD RETURNS	0	0	0	0	0	1	0	0	0	1	2	4
FIELD GOALS	0	0	2	0	1	0	0	1	1	1	6	5
SAFETIES	0	0	0	0	0	0	0	0	0	0	0	0

1999 FINAL STATISTICS

Record: 4-7, Home: 2-4, Away: 2-3, GSC: 3-6

SCHEDULE/ATTENDANCE

18	Albany State 6	(10,199)
13	at Fort Valley State 24	(6127)
39	Henderson State 3*	(3314)
6	Delta State 9*	(3118)
14	Arkansas Tech 21*	(3599)
21	West Alabama 19*	(2855)
14	Southern Arkansas 28*	(4184)
33	at Central Arkansas 20*	(5210)
31	Arkansas-Monticello 35*	(1053)
28	at North Alabama 31*	(2318)
16	West Georgia 23*	(5258)

* Gulf South Conference games

TEAM STATISTICS

	VSU	Opp
FIRST DOWNS	198	184
Rushing	108	98
Passing	77	66
Penalty	13	20
RUSHING ATTEMPTS	428	479
Yards Gained	2197	2132
Yards Lost	355	402
Net Yards	1842	1730
Yards Per Rush	4.3	3.6
Avg. Per Game	167.5	157.3
PASSING ATTEMPTS	296	234
Completions	135	107
Interceptions	10	10
Net Yards	1813	1484
Yds Per Attempt	6.1	6.3
Yds Per Completion	13.4	13.9
Avg. Per Game	164.8	134.9
TOTAL PLAYS	724	713
Plays Per Game	65.8	64.8
Net Yards	3655	3214
Yds Per Play	5.1	4.4
Avg. Per Game	332.3	292.2
PUNTS/YARDS	66/2411	67/2421
Avg. Per Punt	36.5	36.1
Punts Per Game	6.0	6.1
PUNT RETURNS/YARDS	37/498	20/233
Avg. Per Return	13.5	11.7
Returns Per Game	3.4	1.8
KICKOFF RETURNS/YARDS	26/551	38/683
Avg. Per Return	21.2	18.0
Returns Per Game	2.4	3.5
INT. RETURNS/YARDS	10/173	10/224
Avg. Per Return	17.3	22.4
Returns Per Game	.9	.9
FUMBLES/LOST	15/7	34/17
PENALTIES/YARDS	102/898	65/473
Yds Per Penalty	8.8	7.3
Penalties/Yds Per Game	9.3	5.9
Yds Per Game	81.6	43.0
TOUCHDOWNS	31	30
Rushing	12	16
Passing	17	10
Other	2	4
EXTRA POINTS	23	23
Kicks	23	22
Run/Pass	0	1
FIELD GOALS	6/10	5/10
SAFETIES	0	0
TOTAL POINTS	227	219
Avg. Per Game	20.6	19.9

RUSHING

	G/GS	Att	Gain	Loss	Net Avg.	TD
Mike Christopher	10/8	104	569	52	517	5.0
Travis Francis	8/1	64	459	9	450	7.0
Marcus Ray	11/1	79	445	18	427	5.4
Lewis Grier	8/1	47	263	61	202	4.3
Greg Cooper	10/8	32	126	0	126	3.9
Kenn Barnett	11/5	54	190	115	75	1.4
Eric Doggett	11/1	9	47	3	44	4.9
Daniel Carter	7/2	9	35	0	35	3.9
Chris Johnson	7/0	7	11	0	11	1.6
Elliott Burkes	8/0	1	6	0	6	6.0
Nathan Cronin	5/5	20	46	97	-51	-2.6
Team	11/0	2	0	0	0	0.0
TOTALS	11/11	428	2197	355	1842	4.3
OPPONENTS	11/11	479	2132	402	1730	3.6

PASSING

	Att	Comp	Int	Pct.	Yds	TDs
Kenn Barnett	133	61	2	.459	889	9
Nathan Cronin	90	49	2	.544	631	7
Lewis Grier	73	25	6	.343	293	1
TOTALS	296	135	10	.456	1813	17
OPPONENTS	234	107	10	.457	1484	10

RECEIVING

	G/GS	No.	Yds	AvgPC	CPG	TDs
Carlos Hope	11/10	25	367	14.7	2.3	7
Reggie Mosley	11/11	24	384	16.0	2.2	3
C.J. Lofton	11/7	18	226	12.6	1.6	1
Winston Williams	10/2	18	275	15.3	1.8	3
Daniel Carter	7/2	11	130	11.8	1.6	1
Eric Doggett	11/1	8	113	14.1	.7	0
Shaunta Dismuke	5/5	6	65	10.8	1.2	0
Mike Christopher	10/8	6	54	9.0	.6	0
Adam Brown	11/0	6	86	14.3	.6	1
Greg Cooper	8/1	4	23	5.8	.4	0
Travis Francis	8/1	3	20	6.7	.4	0
Elliott Burkes	8/0	3	43	14.3	.4	1
Marcus Ray	11/1	2	14	7.0	.2	0
Chris Johnson	7/0	1	13	13.0	.1	0
TOTALS	11	135	1813	13.4	12.3	17
OPPONENTS	11	107	1484	13.9	9.7	10

PUNTING

	No.	Yds	Avg.	Inside 20	Bik'd	Long
Kenn Barnett	62	2289	36.9	17	0	62
Andy Bishop	4	122	30.5	2	0	44
TOTALS	66	2411	36.5	19	0	62
OPPONENTS	67	2421	36.1	5	4	63

PUNT RETURNS

	No.	Yds	Avg.	TDs	Long
Eric Doggett	32	452	14.1	0	50
Anthony Beedles	2	17	8.5	0	12
Vaughn Clark	1	24	24.0	0	24
Shaunta Dismuke	1	3	3.0	1	3
Derek Dragon	1	2	2.0	0	2
TOTALS	37	498	13.5	1	50
OPPONENTS	20	233	11.7	1	75

SCORE BY QUARTERS

	1	2	3	4	TP
Valdosta State	43	78	47	65	233
Opponents	21	65	39	94	219
3rd Down Conv.: VSU	57-154	.370	OPP	54/158	.342
Takeaway-Giveaway:	VSU took 27,		gave 17 for +10 net		

KICKOFF RETURNS

	No.	Yds	Avg.	TDs	Long
Reggie Mosley	11	303	27.6	0	74
Eric Doggett	6	104	17.3	0	37
Mike Christopher	4	77	19.3	0	27
Travis Francis	3	49	16.3	0	21
Daniel Carter	2	18	9.0	0	16
TOTALS	26	551	21.2	0	74
Opponents	38	683	18.0	1	90

INTERCEPTION RETURNS

	No.	Yds	Avg.	TDs	Long
Tabious Carter	2	56	28.0	0	40
Shamonta Dean	2	48	24.0	0	48
Demeakey Williams	2	0	0.0	0	0
Ced Dickerson	1	0	0.0	0	0
Vaughn Clark	1	11	11.0	0	11
Reggie Cockerm	1	35	35.0	1	35
Marcellas Lyles	1	23	23.0	0	23
TOTALS	10	173	17.3	1	48
Opponents	10	224	22.4	2	75

DEFENSE

	UT	AT	Total	Loss	FR	Int	Buf	Sack
Michael Williams	42	46	88	7	1	0	2	6
Antonio Speed	41	36	77	5	0	0	1	9
Bo Barzilauskas	26	38	64	7	1	0	0	2
Derek Braxton	30	22	52	2	0	0	1	1
Marcellas Lyles	14	37	51	6	3	1	0	2
Tabious Carter	18	31	49	4	0	2	2	0
Ced Dickerson	19	29	48	0	0	1	0	0
Willie Caldwell	19	22	41	11	2	0	1	3
Reggie Cockerm	13	25	38	7	1	1	2	3
Rory Hogan	9	27	36	4	1	0	0	1
Vaughn Clark	19	16	35	1	1	1	8	0
J.T. Fuller	13	17	30	4	1	0	0	2
Demeakey Williams	15	10	25	1	0	1	5	0
Mike Fowler	11	13	24	3	0	0	0	0
Kewon Edwards	6	14	20	2	0	0	0	1
Shamonta Dean	10	8	18	1	0	2	1	0
Tony Barnes	5	11	16	1	0	0	0	0
Shaun Sanders	5	7	12	3	1	0	0	0
Anthony Beedles	6	5	11	0	0	0	2	0
Delrick Bradley	5	6	11	0	0	0	1	0
Craig Hodge	2	9	11	3	0	0	1	0
Tommy George	5	5	10	1	0	0	0	0
Derek Dragon	2	4	6	0	0	0	0	0
Deon McGhee	1	3	4	1	1	0	0	0
Darryl Baker	1	3	4	0	0	0	0	0
Jeff Corley	1	2	3	0	0	0	0	0
Shaunta Dismuke	1	1	2	0	0	0	0	0
Elliott Burkes	1	1	2	0	0	0	0	0
Chad Grabowski	0	2	2	0	0	0	0	1
Vic Miller	0	1	1	0	0	0	0	0
Mendez Hollis	0	1	1	0	0	0	0	0
Sammy Ogletree	0	0	0	0	2	0	0	0
TOTALS	344	452	796	74	17	10	27	31
Opponents	353	375	728	46	7	10	47	29

SCORING



	TDs	PAT	2-PT	DEF	FG	S	TP
Carlos Hope	7	0	0	0	0	0	42
Andy Bishop	0	23	0	0	6	0	41
Winston Williams	3	0	0	0	0	0	18
Travis Francis	3	0	0	0	0	0	18
Marcus Ray	3	0	0	0	0	0	18
Reggie Mosley	3	0	0	0	0	0	18
Kenn Barnett	2	0	0	0	0	0	12
C.J. Lofton	1	0	0	0	0	0	6
Lewis Grier	1	0	0	0	0	0	6
Nathan Cronin	1	0	0	0	0	0	6
Shaunta Dismuke	1	0	0	0	0	0	6
Greg Cooper	1	0	0	0	0	0	6
Reggie Cockerm	1	0	0	0	0	0	6
Daniel Carter	1	0	0	0	0	0	6
Mike Christopher	1	0	0	0	0	0	6
Elliott Burkes	1	0	0	0	0	0	6
Adam Brown	1	0	0	0	0	0	6
TOTALS	31	23	0	0	6	0	227
Opponents	30	22	1	0	5	0	219

TOTAL OFFENSE

	Rushing Yards	TDs	Passing Yards	TDs	Total Yards	TDs
Kenn Barnett	75	2	889	9	964	11
Nathan Cronin	-51					



RECORD BOOK



GENERAL RECORDS & INFORMATION

YEAR, RECORD, COACH & CAPTAINS



GOODMAN



BERRYMAN



CAVAN



MUMME



KELLY



NELSON

Year	Record	Coach	Captains
1982	5-5-1	Jim Goodman	James Owens, QB; David Gilyard, LB
1983	5-6-0	Jim Goodman	Mark Catano, OT; Cliff Fouty, LB
1984	5-6-0	Jim Goodman	Lenny Parker, LB; Elson Bolar, LB
1985	5-6-0	Jim Berryman	Jimmy Francis, FS; Jay Walls, DT
1986	9-2-0	Mike Cavan	Jessie Tuggle, LB; R.D. Swain, OG; Dallis Smith, CB; Dennis Smith, CB
1987	6-4-0	Mike Cavan	Jimmy Brookins, LB; Scott Mowry, LB; Bryan Banks, OT; John Norris, OT
1988	6-3-1	Mike Cavan	Jimmy Brookins, LB; Scott Mowry, LB; Eric Clark, FB
1989	5-5-0	Mike Cavan	Randy Fisher, WR; Maurice Jordan, DT
1990	5-5-0	Mike Cavan	Tye Cottle, QB; Deon Searcy, FS
1991	6-3-1	Mike Cavan	Will O'Steen, C; Chris Dupree, SS
1992	5-4-1	Hal Mumme	Chris Hatcher, QB; Calvin Walker, WR; Antonio Edwards, DE; Chris Dupree, SS
1993	8-3-0	Hal Mumme	Chris Hatcher, QB; Calvin Walker, WR; Andre Hampton, DE; Tony Hill, SS
1994	11-2-0	Hal Mumme	Chris Hatcher, QB; Dominique Ross, FB; Andre Hampton, DE; Tony Hill, SS
1995	6-5-0	Hal Mumme	Lance Funderburk, QB; Drew McPhail, OT; Ryan Branch, LB; James Hubbard, NG
1996	10-3-0	Hal Mumme	Lance Funderburk, QB; Drew McPhail, OT; James Lockhart, LB; Jarmal Stevens, FS
1997	6-5-0	Mike Kelly	Vontrell Mitchell, RB; Kris Gingrow, C; Wayne DeVane, P; Terry Turner, NG; Antonio Speed, LB; Brad Trout, SS
1998	5-6-0	Mike Kelly	Donnie Johnston, QB; Vontrell Mitchell, RB; Jesse Sutton, LB; Antonio Speed, LB; James Lightfoot, K
1999	4-7-0	Mike Kelly*	Greg Cooper, FB; Tully Payne, C; Antonio Speed, LB; Michael Williams, LB

* Mark Nelson was interim coach for final two games, both losses

VALDOSTA STATE ALL-AMERICANS

1982 - Mark Catano, offensive tackle	1991 - Antonio Edwards, defensive end*
1984 - Lenny Parker, linebacker;	Chris Dupree (HM)
Keith Moore, kicker	1993 - Chris Hatcher, quarterback
1986 - Jessie Tuggle, linebacker	1994 - Chris Hatcher, quarterback
1988 - Robert Morris, defensive line	1996 - Lance Funderburk, quarterback
Jimmy Brookins, linebacker (2nd)	1997 - Richard Freeman, defensive end
Mikeal Lovejoy, safety (2nd)	1998 - Antonio Speed, linebacker (HM)
Randy Fisher, flanker (HM)	1999 - Antonio Speed, linebacker (2nd)
1989 - Randy Fisher, flanker	
1990 - Deon Searcy, free safety	
Jack McTyre, kicker	

*defensive lineman of the year

ATTENDANCE RECORDS

Year	Home Games	Total Attendance	Avg. Attendance
1999	6	27,126	4521
1998	5	23,741	4748
1997	4	19,910	4978
1996	7	49,251	7036
1995	5	24,602	4920
1994	8	59,212	7402
1993	3	5,559	5927
1992	4	16,064	4016
1991	7	32,762	4680
1990	4	20,330	5083
1989	4	18,286	4571
1988	5	20,500	4100
1987	5	27,000	5400
1986	5	25,000	5000
1985	6	37,100	6183
1984	5	25,468	5094
1983	6	28,500	4750
1982	5	36,800	7360

TOP 5 HOME CROWDS

Attendance	Opponent and Score	Date
1. 10,948	Albany State (VSU, 14-7)	Nov. 19, 1994
2. 10,199	Albany State (VSU, 18-6)	Aug. 28, 1999
3. 10,100	Fort Valley State (FVSC, 17-3)	Sept. 14, 1985
4. 10,039	North Alabama (VSU, 34-31 3ot)	Oct. 5, 1996
5. 9,500	Central Florida (VSU, 13-7)	Oct. 2, 1982

VALDOSTA STATE VERSUS ALL OPPONENTS

Opponent	W	L	T
Albany State	5	0	0
American International	1	0	0
Arkansas-Monticello	3	1	0
Arkansas Tech	4	1	0
Bishop	1	0	0
Carson-Newman	0	2	0
Central Florida	3	5	0
Clark Atlanta	3	0	0
Central Arkansas	3	2	0
Delta State	7	10	1
East Tennessee State	0	1	0
Fort Valley State	8	3	0
Gardner-Webb	2	0	0
Georgia Southern	1	6	1
Henderson State	4	0	0
Jacksonville State	3	8	0
Kentucky State	3	0	0
Lees-McRae	1	0	0
Mississippi College	5	8	1
Mount Senario	1	0	0
North Alabama	6	12	1
North Dakota State	0	1	0
Savannah State	5	0	0
St. Ambrose	1	0	0
Southern Arkansas	1	3	0
Tarleton State	1	0	0
Texas-El Paso	0	1	0
Troy State	4	7	0
Truman State	1	0	0
UT Martin	6	1	0
West Alabama	17	1	0
West Georgia	10	7	0
TOTALS	112	80	4

VSU ALL-GULF SOUTH CONFERENCE PLAYERS

- 1982** - Carl Armstrong, WR
Mark Catano, OT (2nd)
Cliff Fouty, LB (2nd)
Jimmy Francis, CB (2nd)
James Owens, QB (2nd)
- 1983** - Lenny Parker, LB
Mark Catano, OT
Cliff Fouty, LB (2nd)
Dallis Smith, CB (2nd)
- 1984** - Lenny Parker, LB
Dallis Smith, CB (2nd)
Jessie Tuggle, DE (2nd)
Timmy Massey, SS (2nd)
Chuck Dunmon, OG (2nd)
- 1985** - Jessie Tuggle, LB
Dallis Smith, CB
Terry Mallory, P
Freddie Thomas, LB (2nd)
Jimmy Francis, FS (2nd)
Mark Dace, QB (2nd)
R.D. Swain, OG (2nd)
Darrien Teals, WR (2nd)
- 1986** - Jessie Tuggle, LB*
Dallis Smith, CB
Randy Fisher, WR#
Terry Mallory, P
R.D. Swain, OG (2nd)
James Gibson, DT (2nd)
Keith Reddings, DE (2nd)
- 1987** - Randy Fisher, WR
Jimmy Brookins, LB (2nd)
- 1988** - Randy Fisher, WR
Jimmy Brookins, LB
Buddy Phillips, OT
Robert Morris, DT (2nd)
- 1989** - Randy Fisher, WR
Keith Jones, TE
Robert Morris, DE
Ramon Allen, RB (2nd)
Shaun Utley, LB (2nd)
Randy Williams, C (2nd)
- 1990** - Antonio Edwards, DE
Jack McTyre, K
Dexter Holiday, WR (2nd)
- 1991** - Antonio Edwards, DE
Chris Dupree, SS
Don Kelly, K
Will O'Steen, C
Marcus Walker, DL (2nd)
Dexter Holiday, WR (2nd)
Scott Long, TE (2nd)
- 1992** - Antonio Edwards, DE*
Chris Dupree, SS
Calvin Walker, WR
York Kurinsky, OT
Chris Hatcher, QB (2nd)
Matt Moore, OG (2nd)
Andre Hampton, DE (2nd)
Erasmus Harvey, LB (2nd)
- 1993** - Chris Hatcher, QB
Calvin Walker, WR
York Kurinsky, OL
Andre Hampton, DE
Erasmus Harvey, LB
Tony Hill, SS
Stanley Flanders, RS (2nd)
- 1994** - Chris Hatcher, QB+
Dominique Ross, FB
Robert Williams, WR
Stanley Flanders, WR
Matt Moore, OG
Andre Hampton, DE
Marcus Johnson, FS
Erasmus Harvey, LB (2nd)
Shay Williams, DE (2nd)
Edward Mitchell, LB (2nd)
- 1995** - Tauese Letuli, OG
Sean Pender, WR
Lance Funderburk, QB (2nd)
Ryan Branch, LB (2nd)
Drew McPhail, OT (2nd)
Wayne DeVane, P (2nd)
- 1996** - Lance Funderburk, QB+
Rodney Brown, WR
Sean Pender, WR
Felise Muai, OL
Drew McPhail, OL
Artie Ulmer, DL
James Lockhart, LB
- 1997** - Mike Bowman, WR
Richard Freeman, DE
Jesse Sutton, LB
Vontrell Mitchell, RB (2nd)
David Fox, DE (2nd)
Arto Vartanian, DT (2nd)
Brad Trout, SS (2nd)
James Lightfoot, K (2nd)
Eric Doggett, RS (2nd)
- 1998** - Arto Vartanian, DT
Antonio Speed, LB*
Jesse Sutton, LB
Dennis Fryzel, WR (2nd)
Vaughn Clark, CB (2nd)
- 1999** - Antonio Speed, LB*
Michael Williams, LB
Vaughn Clark, CB
Jason King, OT (2nd)
Travis Francis, RB (2nd)
Bo Barzilauskas, DT (2nd)
Willie Caldwell, NG (2nd)
Eric Doggett, RS (2nd)

+ - offensive player of the year
* - defensive player of the year
- freshman of the year

VALDOSTA STATE TEAM AWARD WINNERS

- BEST OFFENSIVE LINEMAN**
1982 - Mark Catano, tackle
1983 - Mark Catano, tackle
1984 - Chuck Dunmon, guard
1985 - R.D. Swain, guard
1986 - R.D. Swain, guard
1987 - Bryan Banks, tackle
1988 - Buddy Phillips, tackle
1989 - Keith Jones, tight end
1990 - Will O'Steen, center
1991 - Will O'Steen, center
1992 - Richard Popkin, tackle
1993 - Shawn Bostick, center
1994 - Tommy Clark, center
1995 - Felise Muai, guard
1996 - Drew McPhail, tackle
- BEST DEFENSIVE LINEMAN**
1982 - Cliff Fouty, linebacker
1983 - Lenny Parker, linebacker
1984 - Lenny Parker, linebacker
1985 - Jessie Tuggle, linebacker
1986 - James Gibson, tackle
1987 - Scott Mowry, linebacker
1988 - Maurice Jordan, tackle
1989 - Maurice Jordan, tackle
1990 - Antonio Edwards, end
1991 - Antonio Edwards, end
1992 - Marcus Walker, tackle
1993 - Andre Hampton, end
1994 - Andre Hampton, end
1995 - James Hubbard, nose guard
1996 - Artie Ulmer, tackle
- BEST OFFENSIVE BACK**
1982 - James Owens, quarterback
1983 - Henry Chubb, fullback
1984 - Max Vickers, fullback
1985 - Donnie Harrell, tailback
1986 - Mark Dace, quarterback
1987 - Randy Fisher, flanker
1988 - Tye Cottle, quarterback
1989 - Ramon Allen, tailback
1990 - Marcus Copeland, fullback
1991 - Blake Duncan, fullback
1992 - Chris Hatcher, quarterback
1993 - Dominique Ross, fullback
1994 - Dominique Ross, fullback
1995 - David Glisson, fullback
1996 - Sean Pender, halfback
- BEST DEFENSIVE BACK**
1982 - Jimmy Francis, cornerback
1983 - Timmy Massey, safety
1984 - Timmy Massey, safety
1985 - Jimmy Francis, safety
1986 - Dallis Smith, cornerback
1987 - Calvin Orr, cornerback
1988 - Mikeal Lovejoy, safety
1989 - Calvin Orr, cornerback
1990 - Deon Searcy, safety
1991 - Chris Dupree, safety
1992 - Chris Dupree, safety
1993 - Tony Hill, safety
1994 - Marcus Johnson, safety
1995 - Jarmal Stevens, safety
1996 - Ryan Branch, linebacker
- SCHOLASTIC AWARD**
1982 - James Owens, quarterback
1983 - Geoff Walters, quarterback
1984 - Geoff Walters, tight end
1985 - Bert Gelis, offensive guard
1986 - Bill Wilhelm, offensive guard
1987 - Bryan Banks, offensive tackle
1988 - Darrien Teals, wide receiver
1989 - Reginald Davis, flanker
1990 - Don Kelly, kicker
1991 - Don Kelly, kicker
1992 - Marcus Johnson, free safety
1993 - John Hinson, DL; Marcus Johnson, FS
1994 - John Hinson, nose guard
1995 - Stephen Foote, center
1996 - Austin Harmon, cornerback
1997 - Jay Thompson, offensive guard
- SPECIAL TEAMS PLAYER OF THE YEAR**
1993 - Keith Braddock
1994 - James Sirmans
1995 - Wayne DeVane
1996 - Richard Freeman
1997 - Eric Doggett
- SCOUT TEAM PLAYERS OF THE YEAR**
1986 - Offense: Steve Marrs, quarterback;
Defense: Clint Bennett, linebacker
1987 - Offense: Carlos Marshall, flanker;
Defense: Jeff Wooden, linebacker
1988 - Offense: Jay Jernigan, quarterback;
Defense: Fran Delaney, linebacker
1989 - Offense: Todd McCutcheon, quarterback;
Defense: Don Hart, tackle
1990 - Offense: Trey Green, center;
Defense: John Kaperak, end
1991 - Offense: James Hubbard, tackle;
Defense: Billy McCullough, safety
1997 - Offense: Greg Cooper, Nathan Cronin;
Defense: Dominic June, Demeaky Williams
1999 - Offense: Edward Simmons, running back;
Defense: Wesley Brown, linebacker
- ROOKIE OF THE YEAR**
1986 - Randy Fisher, flanker
1987 - Tye Cottle, quarterback
1988 - Ramon Allen, tailback
1989 - Marcus Walker, defensive tackle;
Antonio Edwards, defensive end
1990 - Gary Thornton, wide receiver
1991 - Chris Hatcher, quarterback
1992 - Sean Pender, wide receiver
1993 - Ryan Branch, linebacker
1994 - Archie Lewis, cornerback
1995 - Vontrell Mitchell, halfback
1996 - Austin Harmon, cornerback
1997 - Bill Epps, offensive guard
1999 - Kenn Barnett, quarterback
- COACHES AWARD**
1988 - Randy Williams, center
1989 - Randy Williams, center;
Shaun Utley, linebacker
1990 - Tye Cottle, quarterback;
Michael Parker, offensive tackle
1991 - Scott Long, tight end
1992 - Harold McClain, defensive tackle
1993 - Chuck Stamey, offensive tackle
1994 - Erasmus Harvey, linebacker
1995 - Lance Funderburk, quarterback
1997 - Jarmal Stevens, free safety;
Vontrell Mitchell, runningback
1999 - John Gulyas, offensive tackle
- MOST VALUABLE OFFENSIVE PLAYER**
1997 - Mike Bowman, wide receiver
1998 - Dennis Fryzel, wide receiver
1999 - Carlos Hope, wide receiver
- MOST VALUABLE DEFENSIVE PLAYER**
1997 - Brad Trout, strong safety
1998 - Jesse Sutton, linebacker
1999 - Antonio Speed, linebacker
- MOST VALUABLE SPECIAL TEAMS PLAYER**
1998 - J.T. Fuller, linebacker
1999 - Eric Doggett, punt returner
- HUGH C. BAILEY PLAYER OF THE YEAR**
1982 - Carl Armstrong, wide receiver
1983 - Kelvin Sheppard, wide receiver;
Tracy Solles, tailback
1984 - Lenny Parker, linebacker
1985 - Jessie Tuggle, linebacker
1986 - Jessie Tuggle, linebacker
1987 - Jimmy Brookins, linebacker
1988 - Jimmy Brookins, linebacker
1989 - Randy Fisher, wide receiver
1990 - Jack McTyre, kicker
1991 - Antonio Edwards, defensive end;
Chris Hatcher, quarterback
1992 - Calvin Walker, split end
1993 - Chris Hatcher, quarterback
1994 - Chris Hatcher, quarterback
1995 - Ryan Branch, linebacker
1996 - Lance Funderburk, quarterback
1997 - Richard Freeman, defensive end
1998 - Antonio Speed, linebacker
1999 - Michael Williams, linebacker

VALDOSTA STATE YEAR-BY-YEAR

1982 (5-5-1)

VSU	Opp
13 Mississippi College	28
24 Troy State	21
27 Georgia Southern	27
13 Central Florida	7
0 Delta State	27
11 Jacksonville State	43
36 Albany State	13
7 North Alabama	53
48 Kentucky State	13
22 West Alabama	21
29 Georgia Southern	45
230	298

Coach: Jim Goodman
GSC Record: 2-4 (6th)

1983 (5-6-0)

VSU	Opp
3 Mississippi College	26
12 Troy State	13
14 Savannah State	10
0 Central Florida	20
16 Delta State	24
11 Jacksonville State	37
20 West Georgia	13
0 North Alabama	27
32 Kentucky State	20
29 West Alabama	14
34 Georgia Southern	29
171	233

Coach: Jim Goodman
GSC Record: 2-5 (8th)

1984 (5-6-0)

VSU	Opp
49 Clark	0
28 Savannah State	7
38 UT Martin	6
5 Jacksonville State	12
12 Troy State	27
17 West Alabama	16
20 West Georgia	13
8 Georgia Southern	38
3 Mississippi College	10
11 Delta State	17
24 North Alabama	35
215	181

Coach: Jim Goodman
GSC Record: 3-5 (6th)

1985 (5-6-0)

VSU	Opp
3 Fort Valley St.	17
27 Kentucky State	0
31 UT Martin	7
10 Jacksonville State	12
3 Troy State	10
5 West Alabama	10
49 West Georgia	2
19 Bishop	2
7 Mississippi College	28
39 Delta State	20
0 North Alabama	45
193	163

Coach: Jim Berryman
GSC Record: 3-5 (6th)

1986 (9-2)

VSU	Opp
17 Fort Valley State	0
7 Central Florida	10
49 UT Martin	24
29 Jacksonville State	25
10 Troy State	45
17 West Alabama	12

41 West Georgia	26
21 Savannah State	7
21 Mississippi College	10
31 Delta State	8
24 North Alabama	7
267	174

Coach: Mike Cavan
GSC Record: 7-1 (2nd)

1987 (6-4)

VSU	Opp
21 Fort Valley State	14
19 West Alabama	9
24 UT Martin	10
27 Jacksonville State	10
7 Troy State	44
49 West Georgia	14
35 Savannah State	16
12 Mississippi College	20
21 Delta State	24
16 North Alabama	17
231	178

Coach: Mike Cavan
GSC Record: 4-4 (4th)

1988 (6-3-1)

VSU	Opp
14 Fort Valley State	13
9 UT Martin	13
21 Jacksonville State	31
21 Troy State	16
20 West Alabama	7
17 West Georgia	14
48 Central Florida	19
21 Mississippi College	31
28 Delta State	28
35 North Alabama	28
234	200

Coach: Mike Cavan
GSC Record: 4-3-1 (4th)

1989 (5-5)

VSU	Opp
10 Georgia Southern	31
14 Central Florida	35
35 UT Martin	14
15 Jacksonville State	17
20 Troy State	14
17 West Alabama	6
34 West Georgia	16
3 Mississippi College	32
16 Delta State	24
24 North Alabama	21
188	210

Coach: Mike Cavan
GSC Record: 5-3 (3rd)

1990 (5-5)

VSU	Opp
10 Georgia Southern	17
28 UT Martin	14
18 Jacksonville State	17
22 Troy State	20
46 West Alabama	7
37 West Georgia	2
22 East Tennessee State	37
10 Mississippi College	17
11 Delta State	26
10 North Alabama	26
214	183

Coach: Mike Cavan
GSC Record: 5-3 (4th)

1991 (6-3-1)

VSU	Opp
0 Central Florida	12

7 Fort Valley State	0
3 Jacksonville State	24
14 Troy State	20
20 West Alabama	7
38 West Georgia	37
59 Lees-McRae	13
10 Mississippi College	10
34 Delta State	27
34 North Alabama	17
219	167

Coach: Mike Cavan
GSC Record: 4-1-1 (2nd)

1992 (5-4-1)

VSU	Opp
13 Georgia Southern	24
24 Fort Valley State	17
6 Jacksonville State	20
10 Troy State	26
42 West Alabama	15
28 West Georgia	42
31 American International	21
28 Mississippi College	14
45 Delta State	7
24 North Alabama	24
251	210

Coach: Hal Mumme
GSC Record: 3-2-1 (2nd)

1993 (8-3)

VSU	Opp
65 Mount Senario	0
30 Central Florida	35
49 Fort Valley State	24
41 Clark Atlanta	12
42 West Alabama	13
68 Tarleton State	10
16 West Georgia	23
42 Mississippi College	21
33 Delta State	8
21 North Alabama	31
42 Henderson State	20
449	197

Coach: Hal Mumme
GSC Record: 5-2 (2nd)

1994 (11-2)

VSU	Opp
36 Knoxville	0
31 Central Florida	14
58 Fort Valley State	6
63 Clark Atlanta	6
63 West Alabama	0
38 New Haven	7
49 West Georgia	33
24 Mississippi College	7
57 Delta State	10
21 North Alabama	38
49 Henderson State	7
14 Albany State	7
24 North Alabama	27
527	162

Coach: Hal Mumme
GSC Record: 6-1 (2nd)

1995 (6-5)

VSU	Opp
34 Gardner-Webb	21
14 North Dakota State	19
24 Texas-El Paso	34
28 Arkansas Tech	0
24 Central Arkansas	30
27 West Alabama	20
41 St. Ambrose	0
37 Delta State	19
9 North Alabama	26

42 Mississippi College	16
6 West Georgia	44
286	229

Coach: Hal Mumme
GSC Record: 4-3 (5th)

1996 (10-3)

VSU	Opp
42 Gardner-Webb	16
49 Truman State	35
21 Savannah State	7
43 Arkansas Tech	26
34 North Alabama	31
52 Arkansas-Monticello	24
52 West Alabama	16
42 Southern Arkansas	0
28 Delta State	34
63 Central Arkansas	30
21 West Georgia	42
38 Albany State	28
19 Carson-Newman	24
504	313

Coach: Hal Mumme
GSC Record: 6-2 (1st)

1997 (6-5)

VSU	Opp
26 Georgia Southern	45
7 Carson-Newman	28
10 Fort Valley State	0
31 Arkansas Tech	14
21 North Alabama	0
58 Arkansas-Monticello	14
33 West Alabama	20
7 Southern Arkansas	17
23 Delta State	27
31 Central Arkansas	22
21 West Georgia	35
268	222

Coach: Mike Kelly
GSC Record: 5-3 (T-4th)

1998 (5-6)

VSU	Opp
20 Albany State	10
14 Fort Valley State	20
12 Henderson State	8
17 Delta State	20
31 Arkansas Tech	24
19 West Alabama	3
13 Southern Arkansas	40
10 Central Arkansas	17
50 Arkansas-Monticello	10
7 North Alabama	35
13 West Georgia	26
206	213

Coach: Mike Kelly
GSC Record: 4-5 (5th)

1999 (4-7)

VSU	Opp
18 Albany State	6
13 Fort Valley State	24
39 Henderson State	3
6 Delta State	9
14 Arkansas Tech	21
21 West Alabama	19
14 Southern Arkansas	28
33 Central Arkansas	20
31 Arkansas-Monticello	35
28 North Alabama	31
16 West Georgia	23
233	219

Coach: Mike Kelly*
GSC Record: 3-6 (6th)

*Mark Nelson was interim coach for final two games.

SEASON LEADERS

TOTAL OFFENSE

1982 - James Owens, 2906
 1983 - Terry Mallory, 732
 1984 - Mark Dace, 680
 1985 - Mark Dace, 899
 1986 - Mark Dace, 1744
 1987 - Tye Cottle, 816
 1988 - Tye Cottle, 1969
 1989 - Tye Cottle, 1582
 1990 - Tye Cottle, 1182
 1991 - Chris Hatcher, 1044
 1992 - Chris Hatcher, 2493
 1993 - Chris Hatcher, 3532
 1994 - Chris Hatcher, 3955
 1995 - Lance Funderburk, 3549
 1996 - Lance Funderburk, 4167
 1997 - Donnie Johnston, 935
 1998 - Brandon Cowart, 1267
 1999 - Kenn Barnett, 964

PASSING

1982 - James Owens, 169-339-2258
 1983 - Terry Mallory, 41-98-681
 1984 - Mark Dace, 42-106-662
 1985 - Mark Dace, 53-108-762
 1986 - Mark Dace, 104-186-1435
 1987 - Tye Cottle, 54-98-767
 1988 - Tye Cottle, 143-262-1960
 1989 - Tye Cottle, 131-235-1677
 1990 - Tye Cottle, 99-179-1189
 1991 - Chris Hatcher, 81-150-1088
 1992 - Chris Hatcher, 264-400-2548
 1993 - Chris Hatcher, 335-471-3651
 1994 - Chris Hatcher, 367-508-4076
 1995 - Lance Funderburk, 356-544-3706
 1996 - Lance Funderburk, 342-532-4226
 1997 - Donnie Johnston, 83-155-924
 1998 - Brandon Cowart, 109-240-1446
 1999 - Kenn Barnett, 61-133-889

SCORING

1982 - WR Carl Armstrong, 48
 K Brad Bauer, 48
 1983 - RB Tracy Soles, 54
 1984 - K Keith Moore, 59
 1985 - K Keith Moore, 59
 1986 - WR Randy Fisher, 60
 1987 - K Rodney Fulk, 44
 1988 - K Jack McTyre, 58
 1989 - K Jack McTyre, 33
 1990 - RB Ramon Allen, 78
 1991 - K Don Kelly, 59
 1992 - FB Dominique Ross, 72
 1993 - FB Dominique Ross, 78
 1994 - WR Robert Williams, 126
 WR Stanley Flanders, 126
 1995 - WR Rodney Brown, 54
 1996 - WR Nikko Cooper, 86
 1997 - WR Mike Bowman, 66
 1998 - K James Lightfoot, 38
 1999 - WR Carlos Hope, 42

PUNT RETURNS

1982 - Jimmy Francis, 30-199 (6.6)
 1983 - Derrick Harris, 24-155 (6.5)
 1984 - Derrick Harris, 18-198 (11.0)
 1985 - Jimmy Francis, 29-140 (4.8)
 1986 - Randy Fisher, 23-205 (8.9)
 1987 - Randy Fisher, 19-192 (10.1)
 1988 - Edward Jackson, 10-100 (10.0)
 1989 - Edward Jackson, 26-158 (6.1)
 1990 - Deon Searcy, 15-124 (8.3)
 1991 - Antonio Hill, 27-276 (10.2)
 1992 - Antonio Hill, 18-110 (6.1)
 1993 - Stanley Flanders, 18-200 (11.1)
 1994 - Stanley Flanders, 13-158 (12.2)
 1995 - Gary Goff, 8-31 (3.9)
 1996 - Gary Goff, 20-64 (3.2)
 1997 - Eric Doggett, 24-260 (10.8)
 1998 - Eric Doggett, 28-359 (12.8)
 1999 - Eric Doggett, 32-452 (14.1)

INTERCEPTIONS

1982 - Timmy Massey, 3-30
 Jimmy Francis, 3-28
 1983 - Dallis Smith, 5-91
 1984 - Jimmy Francis, 4-31
 1985 - Jimmy Francis, 5-109
 1986 - Dallis Smith, 9-53
 1987 - Calvin Orr, 4-71
 1988 - Deon Searcy, 5-11
 1989 - Deon Searcy, 4-29
 1990 - Derick McCant, 2-35
 1991 - Chris Dupree, 5-45
 1992 - Antonio Hill, 2-72
 Walt Foy, 2-28
 1993 - Tony Hill, 3-36
 1994 - Tony Hill, 2-33
 Marcus Johnson, 2-18
 1995 - Cornelius Seymour, 2-97
 Albert Fanoga, 2-13
 1996 - Austin Harmon, 4-3
 1997 - Jerome Mills, 5-59
 1998 - Terrell Battle, 3-37, Vaughn Clark, 3-0
 1999 - Tabious Carter, 2-5, Shamonta Dean, 2-48, Demeakey Williams, 2-0

RUSHING

1982 - Henry Chubb, 475
 1983 - Henry Chubb, 668
 1984 - Michael Williams, 362
 1985 - Tony Allen, 564
 1986 - Eric Clark, 565
 1987 - Donnie Harrell, 632
 1988 - Ramon Allen, 780
 1989 - Ramon Allen, 846
 1990 - Ramon Allen, 957
 1991 - Ramon Allen, 488
 1992 - Dominique Ross, 734
 1993 - Dominique Ross, 1030
 1994 - Dominique Ross, 1473
 1995 - David Glisson, 837
 1996 - Vontrell Mitchell, 1355
 1997 - Vontrell Mitchell, 840
 1998 - Marcus Ray, 351
 1999 - Mike Christopher, 517

RECEIVING

1982 - Carl Armstrong, 61-1028
 1983 - Kelvin Sheppard, 22-388
 1984 - Kevin Gray, 23-455
 1985 - Darrien Teals, 33-448
 1986 - Randy Fisher, 46-753
 1987 - Randy Fisher, 36-585
 1988 - Randy Fisher, 52-864
 1989 - Randy Fisher, 51-690
 1990 - Dexter Holiday, 25-393
 1991 - Dexter Holiday, 23-375
 1992 - Calvin Walker, 71-867
 1993 - Calvin Walker, 82-944
 1994 - Robert Williams, 86-1187
 1995 - Sean Pender, 111-983
 1996 - Rodney Brown, 61-1148
 1997 - Mike Bowman, 43-728
 1998 - Nikko Cooper, 35-581
 1999 - Reggie Mosley, 24-384

PUNTING

1982 - Brad Bauer, 37.1 (L55)
 1983 - Terry Mallory, 37.6 (L56)
 1984 - Terry Mallory, 37.6 (L60)
 1985 - Terry Mallory, 42.2 (L62)
 1986 - Terry Mallory, 40.6 (L71)
 1987 - Kevin Maddox, 35.6 (L49)
 1988 - Mike McCullough, 34.9 (L49)
 1989 - Mike McCullough, 36.1 (L52)
 1990 - Brian Chestnutt, 35.8 (L52)
 1991 - Chad Mosley, 40.6 (L64)
 1992 - Chad Mosley, 36.4 (L53)
 1993 - David Ashby, 39.4 (L55)
 1994 - David Ashby, 40.4 (L64)
 1995 - Wayne DeVane, 40.0 (L54)
 1996 - Wayne DeVane, 38.1 (L65)
 1997 - Wayne DeVane, 36.8 (L51)
 1998 - Andy Gibbs, 35.7 (L72)
 1999 - Kenn Barnett, 36.9 (L62)

KICKOFF RETURNS

1982 - Kelvin Sheppard, 20-422 (21.1)
 1983 - Derrick Harris, 21-610 (29.0)
 1984 - Derrick Harris, 27-534 (19.8)
 1985 - Donnie Harrell, 15-280 (18.7)
 1986 - Derwin Whatley, 11-288 (26.2)
 1987 - Clifford Scott, 16-435 (27.2)
 1988 - Donnie Harrell, 11-258 (23.5)
 1989 - Eric Luke, 15-307 (20.5)
 1990 - Eric Luke, 10-201 (20.1)
 1991 - Calvin Walker, 12-300 (25.0)
 1992 - Calvin Walker, 8-182 (22.8)
 1993 - Calvin Walker, 8-188 (23.5)
 1994 - Billy Poole, 12-284 (23.7)
 1995 - Chris Jackson, 12-235 (19.6)
 1996 - Vontrell Mitchell, 17-436 (25.7)
 1997 - Wendell Olden, 19-427 (22.5)
 1998 - Eric Doggett, 12-280 (23.3)
 1999 - Reggie Mosley, 11-303 (27.6)

TACKLES-ASSISTS

1982 - Cliff Fouty, 20-135=155
 1983 - Lenny Parker, 47-76=123
 1984 - Lenny Parker, 62-63=125
 1985 - Jimmy Francis, 63-62=125
 1986 - Jessie Tuggle, 42-87=129
 1987 - Jimmy Brookins, 69-36=105
 1988 - Jimmy Brookins, 73-52=125
 1989 - Shaun Utley, 44-35=79
 1990 - Freddie Richardson, 45-36=81
 1991 - Chris Dupree, 33-39=72
 1992 - Chris Dupree, 40-41=81
 1993 - Erasmus Harvey, 39-41=80
 1994 - Edward Mitchell, 55-44=99
 1995 - Ryan Branch, 67-53=120
 1996 - Jarmal Stevens, 56-46=102
 1997 - Jesse Sutton, 43-62=105
 1998 - Jesse Sutton, 43-67=110
 1999 - Michael Williams, 42-46=88

VSU Record Book

INDIVIDUAL GAME

RUSHING

Most Rushes: 35, Ramon Allen vs. UT Martin, 1990

Most Yards: 263, Vontrell Mitchell vs. Central Arkansas, 1996

Most Yards Lost: 77, James Owens vs. Jacksonville State, 1982

Best Average: 22.5, Dominique Ross vs. West Alabama, 1994

Longest Run From Scrimmage: 93, Dominique Ross vs. West Alabama, 1994

Most Touchdowns: 4, Donnie Harrell vs. West Georgia, 1985; Michael Williams vs. West Georgia, 1986; Ramon Allen vs. UT Martin, 1990

PASSING

Most Attempted: 70, Lance Funderburk vs. West Georgia, 1995

Most Completed: 45, Chris Hatcher vs. West Georgia, Mississippi College, 1993

Most Consecutive Completions: 20, Chris Hatcher vs. New Haven, 1994*

Most Yards: 480, Chris Hatcher vs. Mississippi College, 1993

Most Touchdowns: 7, Chris Hatcher vs. Clark Atlanta and Delta State, 1994

Best Percentage: .938, Lance Funderburk vs. Tarleton State (15-16), 1993*

Longest Reception: 90, Chris Hatcher to Calvin Walker vs. Central Florida, 1993

Most Had Intercepted: 5, Chris Hatcher vs. North Alabama, 1993

Most Without An Interception: 56, Chris Hatcher vs. Mississippi College, 1993*

TOTAL OFFENSE

Most Plays: 74, Lance Funderburk vs. West Georgia, 1995

Most Yards: 466, Lance Funderburk vs. West Alabama (OR, 466P), 1995

SCORING

Most Points: 24, Donnie Harrell vs. West Georgia, 1985; Michael Williams vs. West Georgia, 1986; Darrien Teals vs. Central Florida, 1988; Ramon Allen vs. UT Martin, 1990; Stanley Flanders vs. Fort Valley State, Delta State, 1994

Most Touchdowns: 4, Donnie Harrell vs. West Georgia, 1985; Michael Williams vs. West Georgia, 1986; Darrien Teals vs. Central Florida, 1988; Ramon Allen vs. UT Martin, 1990; Stanley Flanders vs. Fort Valley State, Delta State, 1994

Most TDs Responsible For: 7, Chris Hatcher vs. Clark Atlanta, Delta State, 1994

(7 TD passes)

Most PATs Attempted: 9, Vernon Loree vs. Clark Atlanta, West Alabama, 1994; Todd Douthit vs. Central Arkansas, 1996

Most PATs Made: 9, Vernon Loree vs. Clark Atlanta, West Alabama, 1994; Todd Douthit vs. Central Arkansas, 1996

Most FGs Attempted: 4, Keith Moore vs. Georgia Southern, 1983, vs. North Alabama, 1984, vs. Kentucky State and Bishop, 1985; Jack McTyre vs. West Alabama, 1990; Don Kelly vs. Delta State, 1991

Most FGs Made: 4, Keith Moore vs. Bishop, 1985; Jack McTyre vs. West Alabama, 1990; Don Kelly vs. Delta State, 1991

Longest FG: 54, Keith Moore vs. Kentucky State, 1985*

Most Points Kicking: 16, Jack McTyre vs. West Alabama, 1990

RECEIVING

Most Caught: 20, Sean Pender vs. Mississippi College, 1995

Most Yards: 230, Calvin Walker vs. Delta State, 1992

Most Touchdowns: 4, Darrien Teals vs. Central Florida, 1988; Stanley Flanders vs. Fort Valley State, Delta State, 1994

PUNTING

Most Punts: 11, Mike McCullough vs. Central Florida, 1989

Longest Punt: 72, Andy Gibbs vs. Delta State, 1998

Best Average: (min. 4 punts) 9-49.8, Terry Mallory vs. West Alabama, 1985

PUNT RETURNS

Most Returns: 7, Jimmy Francis vs. West Georgia, 1984; Tony Hill vs. Fort Valley State, 1991

Most Yards: 102, Eric Doggett vs. Henderson State, 1999

Longest for Touchdown: 59, Stanley Flanders vs. Clark Atlanta, 1994

KICKOFF RETURNS

Most Returns: 5, Kelvin Sheppard vs. North Alabama, 1982; Derrick Harris vs. Georgia Southern, 1983
Most Yards: 147, Derrick Harris vs. Georgia Southern, 1983
Longest for Touchdown: 99, Billy Poole vs. West Alabama, 1994

DEFENSE

Most Interceptions: 3, Jimmy Francis vs. Bishop, 1985
Most Yards Returned: 62, Jimmy Francis vs. Bishop, 1985
Most Total Tackles: 24, Ryan Branch vs. Texas-El Paso, 1995
Most Solo Tackles: 17, Jimmy Brookins vs. Mississippi College, 1988
Most Sacks: 4, Robert Morris vs. UT Martin, 1989; Richard Freeman vs. North Alabama, 1997
Most Assists: 18, Harvey Carter vs. Georgia Southern, 1982
Most Fumble Recoveries: 3, Anthony Newsome vs. Delta State, 1983

INDIVIDUAL SEASON

RUSHING

Most Rushes: 256, Dominique Ross, 1994*
Most Yards: 1473, Dominique Ross, 1994
Most Yards Lost: 307, James Owens, 1982
Best Average: 7.3, Vontrell Mitchell, 1996 (186-1355)
Best Game Average: 113.3, Dominique Ross, 1994 (1473, 13 games)
Most Touchdowns: 13, Dominique Ross, 1993, 1994

PASSING

Most Attempted: 544, Lance Funderburk, 1995*
Most Completed: 367, Chris Hatcher, 1994*
Most Without an Interception: 177, Chris Hatcher, 1993*
Best Percentage: .722, Chris Hatcher, 1994*
Most Completions Per Game: 32.4, Lance Funderburk, 1995*
Most Yards: 4226, Lance Funderburk, 1996*
Most Yards Per Game: 336.9, Lance Funderburk, 1995
Most Touchdowns: 55, Chris Hatcher, 1994*
Most Had Intercepted: 15, Tye Cottle, 1989

TOTAL OFFENSE

Most Plays: 581, Lance Funderburk, 1995*
Most Yards: 4167, Lance Funderburk, 1996*
Most Yards Per Game: 322.6, Lance Funderburk, 1995

SCORING

Most Points: 126, Robert Williams, Stanley Flanders, 1994*
Most Touchdowns: 21, Robert Williams, Stanley Flanders, 1994*

Most TDs Responsible For: 55, Chris Hatcher, 1994 (55 passing)*
Most PATs Attempted: 71, Vernon Loree, 1994*
Most PATs Made: 67, Vernon Loree, 1994*
Most Consecutive PATs: 50, Vernon Loree, 1994
Most FGs Attempted: 23, Jack McTyre, 1990
Most FGs Made: 17, Jack McTyre, 1990
Most Points Kicking: 85, Vernon Loree, 1994

RECEIVING

Most Caught: 111, Sean Pender, 1995*
Most Yards: 1187, Robert Williams, 1994*
Most Touchdowns: 21, Robert Williams, 1994*

PUNTING

Most Punts: 80, Andy Gibbs, 1998
Best Average: 42.2, Terry Mallory, 1985

PUNT RETURNS

Most Returns: 30, Jimmy Francis, 1982
Best Average: 12.8, Eric Doggett, 1998
Most Yards: 359, Eric Doggett, 1998

KICKOFF RETURNS

Most Returns: 27, Derrick Harris, 1984
Best Average: 29.0, Derrick Harris, 1983
Most Yards: 610, Derrick Harris, 1983

DEFENSE

Most Interceptions: 9, Dallis Smith, 1986
Most Yards Returned: 109, Jimmy Francis, 1985
Most Total Tackles: 155, Cliff Fouty, 1982
Most Solo Tackles: 67, Ryan Branch, 1995
Most Assists: 135, Cliff Fouty, 1982
Most Sacks: 14, Antonio Edwards, 1990; Richard Freeman, 1997
Most Fumble Recoveries: 4, Erasmus Harvey, 1994

*Conference Record

INDIVIDUAL IN A CAREER

RUSHING

	ATT	YARDS	AVG.	TDs
Dominique Ross, 1992-94	576	3237	5.6	36
Ramon Allen, 1988-91	672	3071	4.6	26
Vontrell Mitchell, 1995-98	485	2655	5.5	11
Donnie Harrell, 1985-88	407	1904	4.7	10
Eric Clark, 1985-88	292	1301	4.5	3
David Glisson, 1993-96	195	1191	6.1	8
Chad Tanner, 1990-92	244	1156	4.7	4
Henry Chubb, 1982-83	221	1143	5.2	5
Max Vickers, 1983-86	247	955	3.9	9
Michael Williams, 1985-86	194	898	5.5	8

PASSING

	COMP	ATT	YARDS	INT	TDs
Chris Hatcher, 1991-94	1047	1529	11,363	39	121
Lance Funderburk, 1992-96	731	1127	8192	27	67
Tye Cottle, 1987-90	427	774	5593	47	50
Mark Dace, 1984-87	241	477	3459	36	25
James Owens, 1982	169	339	2258	14	15
Terry Mallory, 1983-86	77	186	1227	14	8

TOTAL OFFENSE

	PLAYS	RUSH	PASS	TOTAL	TD
Chris Hatcher, 1991-94	1642	-339	11,363	11,024	125
Lance Funderburk, 1992-96	1206	-232	8192	7960	75
Tye Cottle, 1987-90	1034	-44	5593	5549	57
Mark Dace, 1984-1987	850	606	3459	4065	35
Dominique Ross, 1992-94	576	3237	0	3237	36
Ramon Allen, 1988-91	675	3071	4	3075	27
Vontrell Mitchell, 1995-98	487	2655	38	2693	12
James Owens, 1982	402	-162	2258	2096	15

SCORING

	TD	FG	PAT	PTS
Dominique Ross, 1992-94	38	0	0	228
Keith Moore, 1983-86	0	32	76	202
Robert Williams, 1991-94	31	0	0	186
Vernon Loree, 1993-95	0	18	132	186
Stanley Flanders, 1993-94	30	0	0	180
Ramon Allen, 1988-91	28	0	1	170
Jack McTyre, 1988-90	0	34	57	159
Randy Fisher, 1986-89	26	0	0	156
Rodney Brown, 1995-96	22	0	0	132
Don Kelly, 1990-92	0	22	61	127
Tracy Soles, 1982-83	16	0	0	96
Darrien Teals, 1985-88	16	0	0	96
Calvin Walker, 1990-93	15	0	0	90

RECEIVING

	CATCHES	YARDS	TDs
Sean Pender, 1992-96	247	2072	9
Randy Fisher, 1986-89	185	2892	26
Robert Williams, 1991-94	185	2726	31
Steve Greer, 1991-94	179	2025	13
Calvin Walker, 1990-93	167	2026	15
Darrien Teals, 1985-88	105	1650	16
Stanley Flanders, 1993-94	101	1581	29
Rodney Brown, 1995-96	95	1636	20
Tirrell Andrews, 1994-96	94	1280	4
Blake Duncan, 1989-93	92	749	9
Angelo Williams, 1992-95	87	708	9
Dexter Holiday, 1989-91	67	1170	9
Nikko Cooper, 1996	63	865	14
Carl Armstrong, 1982	61	1028	8

PUNTING

	PUNTS	YARDS	AVG.
David Ashby, 1993-94	62	2476	39.9
Terry Mallory, 1983-86	272	10,732	39.5
Wayne DeVane, 1995-97	134	5119	38.2
Chad Mosley, 1991-92	72	2735	38.0
Brad Bauer, 1982-84	63	2341	37.2
Kenn Barnett, 1999-A	62	2289	36.9
Brian Chestnutt, 1989-1991	68	2442	35.9

PUNT RETURNS

	RETURNS	YARDS	AVG.
Eric Doggett, 1997-99	84	1071	12.8
Stanley Flanders, 1993-94	31	358	11.5
Randy Fisher, 1986-89	56	473	8.4
Jimmy Francis, 1982-85	84	473	5.6
Derrick Harris, 1983-84	42	353	8.4

KICKOFF RETURNS

	RETURNS	YARDS	AVG.
Derrick Harris, 1983-84	48	1144	23.8
Eric Doggett, 1997-99	27	612	22.7
Donnie Harrell, 1985-88	27	566	21.0
Kelvin Sheppard, 1982-83	28	556	19.9
Wendell Olden, 1997	19	427	22.5

KICK SCORING

	PAT A/M	FG A/M	PTS
Keith Moore, 1983-86	83-76	65-42	202
Vernon Loree, 1993-95	141-132	24-18	186
Jack McTyre, 1988-90	58-57	45-34	159
Don Kelly, 1990-92	62-61	35-22	127
James Lightfoot, 1997-98	55-49	20-11	82
Todd Douthit, 1996	45-37	6-4	49
Brad Bauer, 1982-84	27-24	14-8	48

INTERCEPTIONS

	NO.	YARDS	TDs
Dallis Smith, 1983-86	21	209	0
Jimmy Francis, 1982-85	14	160	0
Calvin Orr, 1986-89	10	172	0
Deon Searcy, 1987-90	12	73	0

SACKS

	NO.
Andre Hampton, 1992-94	36
Antonio Edwards, 1990-93	34

TEAM GAME

RUSHING

Most Rushes: 75 vs. Arkansas Tech, 1999
Most Yards: 391 vs. Arkansas Tech, 1999
Most Yards Lost: 103 vs. North Alabama, 1984
Best Average: 13.4 vs. West Alabama, 1994
Most Touchdowns: 6 vs. Lees-McRae, 1991

PASSING

Most Attempted: 70 vs. West Georgia, 1995
Most Completed: 52 vs. St. Ambrose, 1995
Most Yards: 508 vs. St. Ambrose, 1995
Most Touchdowns: 7 vs. Tarleton State, 1993; Clark Atlanta, Delta State, 1994
Best Percentage: .886 vs. New Haven (39-44), 1994
Most Had Intercepted: 7 vs. Fort Valley State, 1985
Most Without An Interception: 56 vs. Mississippi College, 1993

TOTAL OFFENSE

Most Plays: 97 vs. Arkansas Tech, 1999
Most Yards: 633 (125R, 508P) vs. St. Ambrose, 1995

SCORING

Most Points: 68 vs. Tarleton State, 1993
Most Touchdowns: 10 vs. Tarleton State, 1993*
Most PATs Attempted: 10 vs. Tarleton State, 1993
Most PATs Made: 9 vs. Clark Atlanta, West Alabama, 1994; Central Arkansas, 1995
Most FGs Attempted: 4 vs. Georgia Southern, 1983; vs. North Alabama, 1984; vs. Kentucky State and Bishop, 1985, vs. Livingston, 1990, vs. Delta State, 1991
Most FGs Made: 4 vs. Bishop, 1985; vs. Livingston, 1990; vs. Delta State, 1991
Most Points Kicking: 16 vs. Livingston, 1990

PUNTING

Most Punts: 11 vs. Central Florida, 1989
Best Average: (min. 4 punts) 9-49.8 vs. Livingston, 1985

PUNT RETURNS

Most Returns: 10 vs. Livingston, 1984
Most Yards: 117 vs. Henderson State, 1999
Longest for Touchdown: 59 vs. Clark Atlanta, 1994

KICKOFF RETURNS

Most Returns: 6 vs. North Alabama, 1982; vs. Troy State, Georgia Southern, 1984; West Georgia, 1995
Most Yards: 147 vs. Georgia Southern, 1983
Longest for Touchdown: 99 vs. West Alabama, 1994

FIRST DOWNS

Most Total: 39 vs. West Alabama, 1996
Most Rushing: 26 vs. Arkansas Tech, 1999
Most Passing: 26 vs. St. Ambrose, 1995
Most by Penalty: 6 vs. Delta State, 1994; West Alabama, 1996

PENALTIES

Most Penalties: 19 vs. Ark-Monticello, 1997
Fewest Penalties: 1 vs. Troy State, 1984; vs. North Alabama, 1985
Most Yards: 170 vs. Albany State, 1999
Fewest Yards: 5 vs. Troy State, 1984; vs. North Alabama, 1985

FUMBLES

Most: 7 vs. North Alabama, 1983
Most Lost: 5 vs. North Alabama, 1983; vs. West Georgia, 1985

DEFENSE

Most Interceptions: 6 vs. UT-Martin, 1986; vs. Arkansas-Monticello, 1998
Most Yards Returned: 117 vs. Livingston, 1990
Most Fumbles Recovered: 7 vs. Savannah St., 1984
Most Yards Rushing: 545 vs. North Alabama, 1982
Most Yards Passing: 437 vs. Central Florida, 1993
Fewest Yards Rushing: minus 29 vs. Central FL, 1988
Fewest Yards Passing: 20 vs. North Alabama, 1983
Fewest Yards Total: 22 vs. Mount Senario, 1993
Most Sacks: 7 vs. Fort Valley State, Arkansas Tech, 1997, Arkansas Tech, 1998, Fort Valley State, 1999

TEAM SEASON

RUSHING

Most Rushes: 545, 1985
Most Net Yards: 1968, 1985
Most Yards Lost: 550, 1984
Best Average Per Carry: 5.45, 1996
Best Average Per Game: 182.3, 1987
Most Touchdowns: 28, 1996

PASSING

Most Attempted: 594, 1994*
Most Completed: 409, 1994*
Most Yards: 4389, 1994*
Average Yards Gained Per Game: 351.9, 1993*
Best Average Per Completion: 14.9, 1983
Most Had Intercepted: 23, 1984
Most Without An Interception: 177, 1993
Most Touchdowns: 55, 1994*

TOTAL OFFENSE

Most Plays: 964, 1994
Most Yards: 5995, 1994
Best Average: 478.1, 1993

SCORING

Most Points: 527, 1994
Most Touchdowns: 73, 1994
Most PATs Attempted: 71, 1994*
Most PATs Made: 67, 1994*
Most FGs Attempted: 23, 1990
Most FGs Made: 17, 1990
Most 2-Point PATs Attempted: 7, 1995, 1996
Most 2-Point PATs Made: 5, 1984

PUNTING

Most Punts: 85, 1998
Best Average: 40.6, 1985

PUNT RETURNS

Most Returns: 40, 1984
Most Yards: 386, 1998
Best Average: 11.7, 1994

KICKOFF RETURNS

Most Returns: 38, 1982
Most Yards: 802, 1983
Best Average: 24.8, 1987

FIRST DOWNS

Most Total: 301, 1994
Most Rushing: 109, 1986
Most Passing: 190, 1994*
Most by Penalty: 31, 1996

PENALTIES

Most Penalties: 130, 1994
Fewest Penalties: 48, 1987
Most Yards: 1160, 1994
Fewest Yards: 383, 1987

FUMBLES

Most: 40, 1984
Most Lost: 21, 1983
Fewest: 14, 1995
Fewest Lost: 8, 1993, 1995

DEFENSE

Fewest Points Allowed: 162, 1994
Most Points Allowed: 313, 1996
Most Interceptions: 32, 1986*
Most Yards Returned: 311, 1987
Most Fumbles Recovered: 24, 1984
Fewest Yards Rushing Allowed: 1228, 1986
Most Yards Rushing Allowed: 2664, 1982
Fewest Yards Passing Allowed: 1100, 1998
Most Yards Passing Allowed: 2236, 1996
Fewest Yards Total Allowed: 2807, 1990
Most Yards Total Allowed: 4395, 1982
Takeaway-Giveaway: plus 19, 1986
Most Sacks: 42, 1994

*Conference Record

BLAZER LETTERMEN

- A -

Ashley Abrams, DB 1982
 Howard Akers, WR 1987-88
 Matt Alexander, OT 1990-91
 Jody Allen, DE 1982
 Ramon Allen, RB 1988-91
 Steve Allen, OT 1982
 Tony Allen, RB 1985
 Greg Alley, OG 1982-83
 Kelvin Anderson, WR 1993
 Tirrell Andrews, WR 1994-96
 Carl Armstrong, WR 1982
 Cary Arneson, DB 1982
 David Ashby, P 1993-94
 Eddie Ashley, RB 1990
 Eugene Autry, DB 1993-94



RAMON ALLEN - RB



BRYAN BANKS - OT



BRAD BAUER - K



JIMMY BROOKINS - LB



MARK CATANO - OT



HENRY CHUBB - RB



CARY CODY - WR

Tommy Clark, C 1990-92, 94
 Vaughn Clark, DB 1996-99
 Julanda Clayton, DB 1995-96
 Reggie Cockerm, LB 1997, 99
 Cary Cody, WR 1982, 84-86
 Jay Coley, WR 1982
 Keith Cooksey, WR 1993, 95-97
 Greg Cooper, RB 1998-99
 Nikko Cooper, WR 1996, 1998
 Marcus Copeland, FB 1987-90
 Roger Copeland, LB 1987
 Jeff Corley, DS 1999
 Tye Cottle, QB 1987-90
 Vic Crawford, DB 1984
 Elkannah Crockett, DB 1982
 Nathan Cronic, QB 1997-99
 Kevin Crosby, FB 1992

- D -

Mark Dace, QB 1987-87
 J.D. Daniels, WR 1982
 Chris Davenport, LB 1989-90
 Calvin Davis, LB 1990
 Kelvin Davis, DT 1988
 Mike Davis, WR 1994-95
 Reginald Davis, WR 1988-91
 Rick Davis, QB 1982
 Shamonta Dean, DB 1999
 Fran Delaney, DS 1988-89
 Jamie Deloach, QB 1992-95
 Wayne DeVane, P 1994-97
 Richard DeWees, LB 1989
 Ced Dickerson, DB 1999
 Jerry Dillard, K 1993
 Shaunta Dismuke, DB 1999
 Derek Dixon, DB 1997-98
 Eric Doggett, WR 1997-99
 Artie Dovers, OG 1982
 Derek Dragon, DB 1999
 Todd Douthit, K 1995-96
 Jody Dowda, OT 1990-91
 Blake Duncan, FB 1989-91, 93
 Chuck Dunmon, OT 1982-85
 Chris Dupree, DB 1989-91

- E -

John Eaton, OG 1982
 Antonio Edwards, DE 1989-92
 Kewon Edwards, LB 1999
 Bill Epps, OG 1997-98

- F -


Albert Fanoga, DB 1995
 Leon Farmer, LB 1985
 Ken Fasnacht, WR 1983
 Eric Faulkner, DE 1984-87
 Matt Fiorelli, DE 1992-95
 Randy Fisher, WR 1986-89
 Mike Fitzpatrick, WR 1990
 Stanley Flanders, WR 1993-94
 Tim Fleming, OG 1993
 Steve Foote, C 1994-95
 Reggie Ford, WR 1982
 Cliff Fouty, LB 1982-83
 Mike Fowler, LB 1999
 David Fox, DE 1996-98
 Walt Foy, DB 1991-94
 Jimmy Francis, DB 1982-85
 Travis Francis, RB 1999
 Richard Freeman, DE 1996-97
 Dennis Fryzel, WR 1997-98
 Rodney Fulk, K 1987
 J.T. Fuller, LB 1996-99
 Darrell Funderburk, QB 1985-88
 Lance Funderburk, QB 1992-93, 95-96

- G -

Cedric Gantt, DL 1986
 Chris Gaston, LB 1997




TYE COTTLE - QB



REGINALD DAVIS - RB



RANDY FISHER - WR



DEXTER HOLIDAY - WR



JEROME JACKSON - RB



KEITH JONES - TE



MAURICE JORDAN - DT

Bert Gelis, DL 1985-88
 Tommy George, DL 1999
 Erik Gibson, WR 1997-98
 James Gibson, DL 1983-86
 Mike Gibson, DB 1993-95
 David Gilyard, LB 1982
 Kris Gingrow, OL 1995-97
 John Gladden, LB 1990-92
 Jeff Glazer, DB 1998
 David Glisson, RB 1993, 1995
 Gary Goff, WR 1995-96
 Keith Gosse, OG 1999
 Chad Grabowski, DE 1998-99
 Matt Grabowski, WR 1998
 John Gray, DL 1982-83
 Kevin Gray, WR 1984
 Shadrick Green, TE 1993
 Jeff Greer, DE 1995-96
 Steve Greer, WR 1991-94
 Lewis Grier, QB/WR 1999
 Steve Griffin, QB 1982-83
 Ryan Grubbs, LB 1984
 John Gulyas, OT 1997-99

- H -

Jack Hall, DE 1996
 Paul Hall, LB 1990-91
 Stanley Hall, RB 1989-90
 Todd Hall, C 1996
 Wayne Hamm, TE 1982-84
 Andre Hampton, DE 1992-94
 Dennis Hampton, DE 1993
 Jeff Hanton, DB 1982-83, 85-86
 Rico Harley, OT 1999
 Austin Harmon, DB 1996-98
 Donnie Harrell, RB 1985-88
 Derrick Harris, DB 1983-84
 Jonathan Harris, TE 1992-94
 Dwayne Hart, DB 1987-90
 Erasmus Harvey, LB 1991-94
 Chris Hatcher, QB 1991-94
 Mike Henry, C 1983-84
 Chester Hightower, LB 1986
 Tony Hill, DB 1991-94
 John Hinson, DL 1992-94
 Craig Hodge, DL 1999
 Rory Hogan, DL 1997-99
 Dexter Holiday, WR 1986, 89-91
 Mendez Hollis, DB 1997-98
 Cedric Holton, DB 1998
 Jimmy Holton, OG 1987
 Jeff Hooks, LB 1985-86
 Carlos Hope, WR 1995, 97-99
 Averil Houston, DB 1995
 Bo Houston, OG 1990-91
 Greg Hoven, WR 1984-85
 James Hubbard, OG, NG 1992-95
 Doug Hunter, QB 1983-85

- J -

Chris Jackson, CB 1995
 Edward Jackson, DB 1987-89
 Jerome Jackson, RB 1982-83, 86
 Stonewall Jackson, RB 1985
 Eric Jarvis, C 1982-83
 Willie Jefferson, LB 1983
 Jason Jelks, DB 1993-95
 Kenny Jennings, DB 1983-84
 Brandon Jernigan, OL 1996-97
 Casey Johnson, DE 1990
 Chris Johnson, DE 1998-99
 Emanuel Johnson, DL 1993-94
 Marcus Johnson, DB 1991-94
 Tommy Johnson, DE 1994-95
 Donnie Johnston, QB 1995-98
 Barry Jones, FB 1992-93
 Keith Jones, TE 1986-89

- B -
 Keith Backstrom, LB 1988-89
 Darryl Baker, LB 1999
 Desmon Baker, DE 1995-96
 Mike Baldwin, DB 1990
 Bryan Banks, OT 1984-87
 David Banks, TE 1992-94
 Tony Barnes, LB 1999
 Kenn Barnett, QB/P 1999
 Rodrigus Bartell, WR 1986
 Bo Barzilauskas, DL 1999
 Terrell Battle, DB 1996-98
 Brad Bauer, K 1982-84
 Marc Beach, WR 1991-92
 Pernel Bee, RB 1983
 Anthony Beedles, DB 1999
 Travis Bembry, DB 1992
 Mike Berry, DL 1992-94
 Andy Bishop, K 1998
 Stacey Blake, OT 1982-83
 Andy Blanchard, LB 1984-86
 Jeremiah Blount, RB 1987
 Oliver Blount, DT 1985-86
 Steve Bodi, DE 1983-84
 Elson Bolar, DT 1983-84
 Keith Bonnell, OT 1983-85
 Bobby Booker, LB 1987-89
 Shawn Bostick, C 1990-93
 Mike Bowman, WR 1996-97
 Robert Boyette, DL 1982
 Keith Braddock, DB 1993-94
 Delrick Bradley, DB 1999
 Ryan Branch, LB 1993-96
 Shawn Brannen, OT 1993-94
 Derek Braxton, DB 1998-99
 Michael Brenton, OG 1987-90
 Joey Brett, QB 1991
 Lardell Brinson, WR 1994, 1996
 Terrence Brisbon, RB 1984
 Jason Brock, OG 1989
 Charles Brooks, DT 1985
 Adam Brown, TE 1999
 Carlos Brown, FB 1996
 Rodney Brown, WR 1995-96

- C -

Rod Callaway, DT 1987-90
 Bret Calzaretta, LB 1982
 Cedric Campbell, RB 1984
 Vince Capece, LB 1983-85
 Harvey Carter, DL 1982
 Mark Catano, OT 1982-83
 Dean Chandler, DT 1996
 Greg Chapman, OG 1999
 Darryl Cherry, OG 1994
 Brian Chestnutt, P 1989-91
 Mike Christopher, RB 1999
 Henry Chubb, RB 1982-83
 Eric Clark, RB 1985-88
 Josten Clark, C 1991-94

VALDOSTA STATE UNIVERSITY FOOTBALL

Maurice Jordan, DL 1986-89
 Dominic June, LB 1997-98
- K -
 Don Kelly, K 1990-92
 John Kenny, OL, DL 1989-91
 Jason King, OT 1998-99
 Jimmy King, TE 1993-94
 Scott Klees, QB 1990
 York Kurinsky, OL 1992-93
- L -
 Trevor Lansford, RB 1994
 Lance Laskey, TE 1988
 Mike Laussen, DL 1995
 Mark Lawson, LB 1982-84
 Tauese Letuli, OL 1994-95
 Archie Lewis, DB 1994
 James Lightfoot, K 1997-98
 Ray Lloyd, C 1983-86
 James Lockhart, LB 1993-96
 C.J. Lofton, WR 1999
 Scott Long, TE 1989-91
 Scottie Long, LB 1986
 Stan Long, OG 1983
 Vernon Loree, K 1993-95
 Mikeal Lovejoy, DB 1986-88
 Eric Luke, DB 1988-91
 Jeremy Lundy, OL 1994-96
 Marcellas Lyles, DE 1997, 1999
- M -
 George Mackey, DE 1982
 Kevin Maddox, P 1987
 Pat Magennis, OL 1995
 Terry Mallory, QB-P 1983-86
 Brad Martin, WR 1983
 Derryl Mason, WR 1983-84
 Timmy Massey, DB 1982-85
 William Massey, RB 1985
 Octavio Matamoros, OG 1992
 Alvoid Mays, DB 1984
 Mike McBride, RB 1982
 Paul McCall, K 1996-97
 Derick McCant, DB 1989-91
 Harold McClain, DL 1989-92
 Wade McCool, OG 1999
 Ryan McCormick, TE 1995
 Clint McCrory, DL 1982
 Mike McCullough, P 1988-89
 Deon McGhee, DE 1999
 Alex McKinnie, RB 1982-83
 Drew McPhail, OL 1994-96
 James McRae, TE 1986-87
 Jack McTyre, K 1988-90
 Danny Metcalf, LB 1987-88, 90
 Keith Miles, DE 1987
 Vic Miller, LB 1999
 Jerome Mills, DB 1996-97
 Herbert Mingo, RB 1991
 Charles Mitchell, LB 1984-86
 Edward Mitchell, LB 1993-94
 Rob Mitchell, WR 1983
 Vontrell Mitchell, RB 1995-98
 Clifton Montgomery, RB 1984
 Donald Monts, OG 1982
 Harvey Moore, OL 1996
 Keith Moore, K 1983-86
 Matt Moore, OL 1991-94
 Robert Morris, DE 1986-89
 Gary Morton, DB 1992
 Chad Mosley, P 1991-92
 Jackson Mosley, DB 1982
 Reggie Mosley, WR 1999
 Scott Mowry, LB 1985-88
 Felise Muai, OL 1995-96
 Matt Mumme, QB 1994, 1996
 Tony Murphy, LB 1987
 Darrell Mydell, DB 1993-94
- N -
 Tremaine Neal, LB 1997-98



HAROLD McCLAIN - DT



JACK McTYRE - K



JAMES McRAE - TE



SCOTT MOWRY - LB



WILL O'STEEN - C



LENNY PARKER - LB




BEN REAVES - TE

Carlton Nelson, RB 1996-97
 Clay NeSmith, DL 1986
 Anthony Newsome, DE 1983
 David Niemeyer, DL 1982
 John Norris, OT 1984-87
 Alberto Nurse, LB 1995-98
- O -
 Alex Oakes, LB 1988
 Sammy Ogetree, LB 1999
 Wendell Olden, RB 1997
 Calvin Orr, DB 1986-89
 Willie Osborn, WR 1989
 Will O'Steen, C 1988-91
 James Owens, QB 1982
- P -
 Ted Palmer, DS 1988-90
 Josh Parker, DL 1997
 Lenny Parker, LB 1983-84
 Michael Parker, OT 1987-90
 George Parsons, LB 1992-93
 Tully Payne, C 1998-99
 Sean Pender, WR 1992-93, 95-96
 Buddy Phillips, OT 1987-88
 Desmond Phillips, WR 1995
 Larry Pividal, TE 1982
 Alan Pohalski, DL 1982
 Billy Poole, RB 1993-94
 Richard Popkin, OT 1992
 Eric Porter, LB 1988
 Patrick Prewitt, QB 1997
 Sammie Price, DL 1985
 Don Pumphrey, OT 1984-85
- R -
 Jerry Randall, DL 1984-85
 Andre Randle, DL 1993-94
 Jessie Randle, DB 1990
 Buddy Ratledge, OT 1983-85
 Jason Ray, OL 1997
 Marcus Ray, RB 1997-99
 Ben Reaves, TE 1983-86
 Charles Reddick, DL 1987-88
 Keith Reddings, DE 1983-86
 Quinton Reed, DB 1983-84
 Jack Reeves, DE 1992
 Robert Renfro, DL 1983-84
 Luis Reveiz, K 1983
 Jason Richards, OL 1990
 Freddie Richardson, LB 1990
 Rodney Rigdon, DE 1994
 Rusty Rivers, OG 1984
 Barry Roberson, LB 1989-91
 Julian Roberts, DE 1996
 Joe Robinson, WR 1999
 Tyrone Rogers, RB 1991
 Dominique Ross, FB 1992-94
 Lee Rourk, LB 1983
 John Royal, LB 1987
- S -
 Kevin Sams, DB 1997
 Homer Sanders, WR 1983
 Shaun Sanders, DL 1999
 Drew Sauls, WR 1984-85
 Mike Scantling, TE 1983
 Richard Schille, TE 1983
 Clifford Scott, DB 1987-90
 Deon Searcy, DB 1987-90
 Mike Sellers, C 1986-87
 Brock Sellers, C 1982
 Cornelius Seymour, LB 1994-95
 Andy Sharpless, OG 1982-84
 Kelvin Sheppard, WR 1982-83
 Jimbo Shubert, LB 1996-98
 Pete Shutters, DL 1982-83
 Dean Siegel, DE 1984-85
 James Sirmans, LB 1993-94
 Albert Smith, RB 1984, 1987
 Anthony Smith, LB 1983
 Dallis Smith, DB 1983-86




CLIFFORD SCOTT - SS



DALLIS SMITH - DB



DARRIEN TEALS - WR



SHAWN UTLEY - LB



MAX VICKERS - FB



MARCUS WALKER - DT



RANDY WILLIAMS - C

Dennis Smith, DB 1983-86
 Jerome Smith, DE 1983
 Tavaris Smith, LB 1995-96
 Terry Smith, DB 1994-96
 Tracy Soles, RB 1982-83
 Antonio Speed, LB 1995, 97-99
 Chuck Stamey, OT 1990-93
 Jarmal Stevens, DB 1994-97
 Dan Strickland, DT 1983-86
 James Strickland, C 1982
 Mel Stripling, OT 1982
 Ryan Sulkowski, C 1996-98
 Roger Sullivan, OL 1996
 Jesse Sutton, LB 1995-98
 Ricky Sutton, DL 1982
 R.D. Swain, OG 1983-86
 Ricky Swales, DE 1990
- T -
 Greg Talley, DE 1992
 Chad Tanner, RB 1990-92
 Darrell Tarver, DE 1986-89
 Brad Tate, LB 1992
 Larry Tatum, C 1984
 Hunter Taylor, DL 1997
 John Taylor, TE 1996-97
 Darrien Teals, WR 1985-88
 Freddie Thomas, LB 1984-85
 Curtis Thompson, LB 1983
 Hugh Thompson, QB 1982
 Jay Thompson, OG 1996-97
 Anthony Thornton, DL 1990-91
 Gary Thornton, DB 1990-91
 Brad Trout, DB 1993-94, 96-97
 Jessie Tuggle, LB 1983-86
 Mike Tuggle, OG 1991
 John Turley, DE 1984
 Darren Turner, DL 1991
 Terry Turner, DL 1995-98
- U -
 Artie Ulmer, DL 1996
 Shawn Utley, LB 1989
- V -
 Arto Vartanian, DT 1997-98
 Jason Vaughan, QB 1997
 Max Vickers, FB 1983-86
- W -
 Calvin Walker, WR 1990-93
 Marcus Walker, DL 1989-92
 Reggie Walker, RB 1992-94
 Jay Walls, DL 1983-85
 Charles Walsh, OT 1992-94
 Geoff Walters, TE 1984-85
 Emmett Watkins, LB 1984-87
 Zim Watters, DL 1986
 Arthur Webb, WR 1984
 Corey Weed, TE-DE 1995-96
 Kelly Wells, OT 1988-90
 Regional West, DE 1992-93
 Derwin Whatley, DB 1986
 Robert Wheeler, TE 1989
 Billy White, RB 1994
 David White, LB 1988
 Bill Wilhelm, TE 1983-86
 Angelo Williams, WR 1992, 1994-95
 David Williams, TE 1982
 Demeakey Williams, DB 1997-99
 Fitzgerald Williams, DB 1985-86
 Lamar Williams, DE 1996
 Michael Williams, RB 1985-86
 Mike Williams, RB 1984
 Michael Williams, LB 1997-99
 Randy Williams, C 1988-89
 Robert Williams, WR 1991-94
 Rod Williams, OT 1982
 Shay Williams, DL 1992-94
 Wilbur Williams, RB 1984-85
 Winston Williams, WR 1997-99
 Hershel Wooten, DL 1985-86



All-Americans




JIMMY BROOKINS



YORK KURINSKY



CHRIS HATCHER



CHRIS DUPREE



RANDY FISHER




RICHARD FREEMAN



ANTONIO EDWARDS



LANCE FUNDERBURK



DEON SEARCY




ROBERT MORRIS



ANTONIO SPEED



MARK CATANO



JESSIE TUGGLE



VSU Goes Pro



MARK CATANO
Pittsburgh



RICHARD FREEMAN
Atlanta




RANDY FISHER
New Orleans



ROBERT WILLIAMS
Kansas City


ANTONIO EDWARDS
Carolina



ERASMUS HARVEY
Winnipeg



MIKE BERRY
Indianapolis




BRAD TROUT
Atlanta



MIKE BOWMAN
Green Bay



ANDRE HAMPTON
Shreveport



LANCE FUNDERBURK
Montreal



JESSIE TUGGLE
Atlanta



ARTIE ULMER
Minnesota



YORK KURINSKY
Birmingham



DOMINIQUE ROSS
Tampa



KING OF THE HILL



In 1994 current Valdosta State head coach Chris Hatcher won the coveted Harlon Hill trophy, which annually goes to the best football player in Division II, by the second largest vote margin in the 14-year history of the award.

Two years later, Lance Funderburk, his successor as Blazer quarterback, was runnerup for the prestigious honor.

Year-by-Year Statistics of Valdosta State's Two Most Prolific Quarterbacks



CHRIS HATCHER						
1991-94 • 1994 HARLON HILL TROPHY WINNER						
Year	Att	Comp	Int	Pct.	Yards	TDs
1991	150	81	4	.540	1088	8
1992	400	264	14	.660	2548	21
1993	471	335	11	.711	3651	37
1994	508	367	10	.722	4076	55
TOTALS	1529	1047	39	.685	11,363	121

LANCE FUNDERBURK						
1992-96 • 1996 HARLON HILL TROPHY RUNNERUP						
Year	Att	Comp	Int	Pct.	Yards	TDs
1992	10	5	1	.500	40	0
1993	41	28	0	.683	220	3
1995	544	356	12	.654	3706	26
1996	532	342	14	.643	4226	38
TOTALS	1127	731	27	.649	8192	67

VALDOSTA STATE UNIVERSITY ATHLETIC HALL OF FAME



Initiated in 1997, the Valdosta State University Athletic Hall of Fame is an honorary society initiated three years ago to further enhance the sparkling reputation of VSU athletics. Seven former student-athletes and one former coach/administrator comprised the inaugural class, four more standouts were added in 1998, six more (including two alumni from Georgia State Womens College) entered in 1999, and four more joined the elite list last February.

The formal induction ceremony is held in January or February each year.

Valdosta State 2000 Composite Schedule of Opponents

	Aug. 26	Sept. 2	Sept. 9	Sept. 16	Sept. 23	Sept. 30	Oct. 7	Oct. 14	Oct. 21	Oct. 28	Nov. 4	Nov. 11
Valdosta State	at Albany State*	Fort Valley State*	OPEN	at Southern Arkansas*	Central Arkansas*	at Henderson State	Delta State	at Harding*	West Alabama	at North Alabama	Ouachita Baptist	at West Georgia*
Albany State	VSU*	Miles*	West Georgia	OPEN	Lane*	Savannah State* (Macon)	at Tuskegee	at Kentucky State	Clark Atlanta	OPEN	at Morehouse	Fort Valley State (Columbus)
Fort Valley State	Morehouse*	at VSU*	at Lane*	at Alcorn State	Kentucky State*	Benedict*	at Miles	at Clark Atlanta*	Tuskegee	at Savannah State	OPEN	Albany State (Columbus)
Southern Arkansas	OPEN	at Southeastern Oklahoma State*	OPEN	VSU*	Ouachita Baptist*	at West Alabama	at West Georgia*	Delta State	at Arkansas Tech	Arkansas-Monticello	Central Arkansas	at Henderson State
Central Arkansas	at Nicholls State* (8/31)	OPEN	Southwest Baptist*	at Ouachita Baptist*	at VSU*	North Alabama*	Harding*	at Henderson State*	Arkansas-Monticello	Delta State	at Southern Arkansas	at Arkansas Tech
Henderson State	OPEN	Ouachita Baptist*	at Alabama A&M*	at West Georgia*	at Harding*	VSU	at North Alabama	Central Arkansas*	at Delta State	Arkansas Tech	at Arkansas-Monticello	Southern Arkansas
Delta State	OPEN	at Belhaven	at Mississippi Valley State*	at West Alabama	North Alabama*	Harding	at VSU	at Southern Arkansas	Henderson State	at Central Arkansas	at Arkansas Tech	Arkansas-Monticello (11/9)
Harding	OPEN	Tarleton State*	at Tennessee Tech*	at Arkansas Tech*	Henderson State*	at Delta State	at Central Arkansas*	VSU*	North Alabama	at West Georgia	at West Alabama	Ouachita Baptist
West Alabama	OPEN	at Stillman	at Miles	Delta State	at Arkansas-Monticello*	Southern Arkansas	at Arkansas Tech	West Georgia	at VSU	at Ouachita Baptist	Harding	North Alabama
North Alabama	OPEN	at Pittsburg State*	Arkansas-Monticello*	Elon*	at Delta State*	at Central Arkansas*	Henderson State	Ouachita Baptist	at Harding	VSU	West Georgia	at West Alabama
Ouachita Baptist	OPEN	at Henderson State*	OPEN	Central Arkansas*	at Southern Arkansas*	Arkansas Tech	Arkansas-Monticello	at North Alabama	West Georgia	West Alabama	at VSU	at Harding
West Georgia	OPEN	Presbyterian*	at Albany State	Henderson State*	Arkansas Tech*	at Arkansas-Monticello	Southern Arkansas*	at West Alabama	at Ouachita Baptist	Harding	at North Alabama	VSU*

*Night Game

2000 VSU FOOTBALL SCHEDULE

DATE	OPPONENT	SITE	TIME
August 26	Albany State	Albany	7 pm
September 2	Fort Valley State	Bazemore-Hyder Stadium	7 pm
September 16	Southern Arkansas*	Magnolia	8 pm
September 23	Central Arkansas* (Family Day)	Bazemore-Hyder Stadium	7 pm
September 30	Henderson State*	Arkadelphia, AR	3 pm
October 7	Delta State*	Bazemore-Hyder Stadium	1 pm
October 14	Harding*	Searcy, AR	8 pm
October 21	West Alabama* (Homecoming)	Bazemore-Hyder Stadium	1 pm
October 28	North Alabama*	Florence	2:30 pm
November 4	Ouachita Baptist*	Bazemore-Hyder Stadium	1 pm
November 11	West Georgia*	Carrollton	7 pm

**GULF SOUTH CONFERENCE GAMES*

ALL TIMES EASTERN

