



VALDOSTA STATE FOOTBALL



H
A
T
C
H

A
T
T
A
C
K



2006 MEDIA GUIDE

BAZEMORE-HYDER STADIUM...

Valdosta State plays its home football games at Cleveland Field/Bazemore-Hyder Stadium, located across the street from the University Center.

The stadium, built in 1922 and named for the late Dr. A.G. Cleveland, who was superintendent of Valdosta City Schools from 1919-1949, was leveled and rebuilt from the ground up following the 2003 season. The result is a state of the art facility featuring a field turf playing surface, locker rooms and press boxes on each side of the field. Three prime sections of seating feature theater-type seats with the remainder having back seats. The stadium seats 10,100 fans.

In the spring of 1996, two legendary Valdosta High School coaches were honored, and the stadium now bears the names of the late Wright Bazemore and the late NickHyder.

The Blazers played their first seven seasons at Cleveland Field and returned 14 years ago to take advantage of its convenient location adjacent to VSU's main campus.



...HOME OF THE BLAZERS

2006 BLAZER FOOTBALL

QUICK FACTS

Location	Valdosta, Ga.
Founded	1906
Enrollment	11,000
Nickname	Blazers
Colors	Red and Black
Athletic Affiliation	NCAA Division II
Conference	Gulf South
President	Dr. Ronald M. Zaccari
Athletic Director	Herb Reinhard
Website	www.valdosta.edu/athletics

FOOTBALL STAFF

Head Coach	Chris Hatcher
Alma Mater	Valdosta State, 1995
Collegiate Record	68-10, 6 years
Record at VSU	same
Office Phone	(229) 333-5970
Best Time To Call	Mornings
Assistant Head Coach, Offensive Line	Shawn Bostick
Off. Coordinator, Receivers, Special Teams	David Dean
Running Backs	Lee Tarpley
Defensive Coordinator, Linebackers	Ashley Anders
Director of Football Operations, Secondary	Keith Hatcher
Defensive Line, Recruiting Coordinator	Earl Chambers
Strength and Conditioning	Michael Doscher
Certified Athletic Trainer	Russ Hoff
Assistant Certified Athletic Trainers	Tucker, Lori Howard, Chuck Conner, Stacey Walters
Football Secretary	Dawn Turner

PROGRAM HISTORY

First Year of Football	1982
Overall All-Time Record	180-90-4
Overall Gulf South Record	125-62-3
Gulf South Championships	5 (1996, 2000, 2001, 2002, 2004)
NCAA Championships	1 (2004)
2005 Record	9-3
2005 Gulf South Record	7-2
2005 Gulf South Finish	T-2nd
Letterwinners Returning	56
Starters Returning	13 (7 offense, 5 defense, 1 special teams)

SPORTS INFORMATION

Sports Information Director	Shawn Reed
Reed's Email	msreed@valdosta.edu
Reed's Office Phone	(229) 333-5903
Reed's Cell Phone	(229) 563-2505
Sports Information Fax	(229) 333-5972
Press Box Phone	(229) 245-3779
Mailing Address	1500 N. Patterson St. Valdosta, GA 31698

TABLE OF CONTENTS

Table of Contents	1
Quick Facts	1
Valdosta State University	2-3
Dr. Ronald M. Zaccari, President	3
Gulf South Conference	4
Herb Reinhard, Director of Athletics	5
Media Information	6
Head Coach Chris Hatcher	8-9
Assistant Coaches	10-12
Strength & Conditioning Complex	13
Athletic Training	14
Returning Lettermen Bios	16-24
Career Statistics	25-27
Numerical Roster	28
Alphabetical Roster	29
Signees	30
Support Staff	30
Opponents	32-36
2005 In Review	38-52
Yearly Records	54
Attendance Records	54
Versus All Opponents	55
Coaching Records	55
Year-by-Year Results	55-57
Yearly Leaders	58-59
Single Game Individual Records	59-60
Single Game Team Records	60-61
Single Season Individual Records	61
Single Season Team Records	62
Individual Career Records	60-63
All-Gulf South Players	63
Lettermen	64-66
Miscellaneous Records	67
Post Season Play	67
VSU All-Americans	68-69
VSU in the Pros	70
Hall of Fame	71
Harlon Hill Trophy	72

MEDIA GUIDE CREDITS

The 2006 Valdosta State Football Media Guide is a publication of the Valdosta State University Sports Information Office. The guide was written by Sports Information Director Shawn Reed and former Sports Information Director Steve Roberts. The media guide design was provided by Shawn Reed. Special thanks to Debbie Wisenbaker, Mary Frances Hightower and Amy Fenolia for assistance with the book.



Printing services and cover designs were provided by Colson Printing of Valdosta, Ga. Special thanks to Wendy Colson and Matt Malone for their assistance in the production of the book.

Photography was provided by Wes Sewell of Mirage Studios in Valdosta, Ga.

2006 BLAZER FOOTBALL

VALDOSTA STATE UNIVERSITY, PATHWAY TO SUCCESS

Valdosta State University, celebrating its Centennial years from 2006-2013, is a regional university of the University System of Georgia located in Southwest Georgia with a mission to serve 41 counties from the Atlantic Ocean to the Alabama state line.

OUR HISTORY

Established in 1906, the institution was named the South Georgia State Normal College for young ladies in 1913. In 1922, a legislative act changed the name to Georgia State Woman's College and authorized a four-year program leading to a bachelor's degree. The Board of Regents made the college co-educational in 1950 and changed its name to Valdosta State College. VSC became a regional university within the University System of Georgia on July 1, 1993.

OUR MISSION

The mission of VSU is to prepare students to meet global opportunities and challenges through excellence in teaching and learning; to expand the boundaries of current knowledge, and explore the practical applications of that knowledge, through excellence in scholarship and creative endeavors; and to promote the economic, cultural, and educational progress of our community and our region, through excellence in service outreach. VSU seeks to accomplish this mission in a dynamic, student-centered learning environment marked by a respect for diverse abilities, backgrounds, and contributions by all members of the university community.

OUR CAMPUS

VSU is located near the heart of Valdosta, Georgia's newest metropolitan area, on 178 acres, 18 miles north of the Florida border and halfway between Atlanta and Orlando. VSU has two campuses less than one mile apart.

In addition to courses offered in the traditional classroom, VSU conveniently offers over 130 online classes. Graduate and/or upper-level undergraduate courses are offered at 21 locations throughout the region, including Moody Air Force Base in Valdosta and the Kings Bay Naval Base on the Georgia coast. Teacher certification and recertification courses are also offered on a regular basis at many sites.

The Georgia Association of the American Institute of Architects has honored VSU for its commitment to quality campus design; and specifically, for its dedication to preserving the institution's unique Spanish Mission style of architecture.

Construction and renovations continue on campus as part of the Strategic Planning Initiative. The main campus features an attractive pedestrian mall of



inlaid brick and well-designed seating areas, night-friendly lighting fixtures and security cameras for safe around-the-clock accessibility for students, and attractive building designs and renovations throughout the campus appropriate for the festive centennial theme.

A recent \$35.7 million student housing project added 518 beds through the construction of Centennial Hall and improved conditions of an additional 500 beds through renovation of two existing student halls.

VSU's \$22.4 million Hugh C. Bailey Science Center features 135,000 square feet of space, 70 laboratories, an auditorium with seating for 275, several lecture halls and a greenhouse on the roof.

The university recently received \$392,826 in federal funds to design a \$43.5 million Health Sciences and Business Administration facility for the Rea & Lillian Steele North Campus.

VSU's newly renovated Planetarium and Observatory reopened in Nevins Hall in September 2005 and features the new 16-inch state-of-the-art computer-controlled reflector telescope. The planetarium provides shows during the academic year for school groups, civic organizations, and the general public.

In February 2005, through an agreement with the former SciTrek board and a \$150,000 grant, VSU acquired sole use of the SciTrek science education and training program, formerly housed in Atlanta. Its science education model and materials from the Thomas Edison exhibit, including a prototype phonograph, kinoscope, and early fluoroscope, will help prepare VSU students for their science and math teaching careers.

OUR STUDENTS

Forty-three states, one U.S. territory and 68 countries are represented in VSU's student body, which has an enrollment of more than 10,500.

Georgians comprise 92 percent of total enrollment, while Floridians account for 2 percent and International students another 2 percent. The total male/

2006 BLAZER FOOTBALL

female ratio is 39/61 with 3,761 undergraduate males and 5,332 undergraduate females.

Minorities make up over 26 percent of VSU enrollment numbers. With a recent \$15,000 grant from the Board of Regents of the USG to implement the HEROES (Helping Everyone Reach Optimum Educational Success) Institute, VSU seeks to help increase the recruitment, retention and graduation of African-American males as part of the USG African-American Male Initiative. African-American students account for 21 percent of the student body.

OUR ACADEMIC PROGRAM:

Through its five colleges (the College of the Arts, the College of Arts and Sciences, the Harley Langdale Jr. College of Business Administration, the James L. and Dorothy H. Dewar College of Education, and the College of Nursing), the Division of Social Work, and the Library Science program, VSU offers 110 undergraduate degrees (including bachelor's, technical and associate degrees) and 59 graduate degrees. VSU is known for its smaller classes with a student to faculty ratio of 20 to 1.



The Doctor of Education degree is offered in the areas of Adult and Career Education, Curriculum and Instruction, and Educational Leadership.

VSU is accredited by the Commission on Colleges of the Southern Association of Colleges and Schools. Nationally accredited programs include applied and clinical sociology, art, business, communication disorders, education, music, nursing, psychology, sports medicine, theatre, master of public administration, and master of social work.

VSU is one of five University System of Georgia institutions offering the Georgia WebMBA, ranked among the top 10 programs for its quality and affordable cost, which offers qualified and highly motivated professionals the opportunity to earn an accredited online MBA degree with little interruption to their work and personal lives.

VSU has inaugurated a highly successful Freshman Year Experience (FYE) program through the Office of Academic Student Instructional Support.

The Center for International Programs provides central coordination for VSU's comprehensive range of services and activities in the area of international education, including Study Abroad programs.

OUR FACULTY

VSU's faculty consists of 545 members—435 full-time and 110 part-time. Currently, 338 full-time faculty members hold terminal degrees, three hold specialist's degrees, 92 hold master's degrees, and two hold bachelor's degrees. Females constitute about 48 percent of the total faculty, and nearly 19 percent are self-declared minorities.

OUR CAMPUS ACTIVITIES

More than 140 active student organizations exist on campus, including 20 Greek social organizations, 12 faith-based campus ministry groups, numerous intramural opportunities, and many service and academic clubs.

Varsity "Blazers" compete in football, basketball, baseball, tennis, golf and cross-country. "Lady Blazers" compete in basketball, softball, tennis, volleyball and cross-country. VSU is a NCAA II member institution and competes in the Gulf South Conference, the largest conference in the country. The VSU Blazer Football Team won the 2004 NCAA Division II National Championship, and the VSU Men's Tennis Team won the 2006 Division II National Championship.

A \$9.7 million Campus Recreation center offers a variety of services such as a comprehensive intramural program, club sports, outdoor trips, fitness consulting, aerobics and a 27-foot climbing wall.

DR. RONALD M. ZACCARI

President
Fifth Year
State University at Slippery Rock (1967)



Ronald M. Zaccari became Valdosta State University's seventh president on January 7, 2002, following five years as president of West Liberty State College in West Liberty, West Virginia.

Since his arrival, Zaccari has worked to establish a strategic plan for Valdosta State University, one that provides clear direction and defined goals for future growth. This year he is working with campus and community leaders to develop a new physical master plan for the campus. This master plan will reflect the University's overall strategic goals, address the changing profiles of the campus, and design new buildings, use of space, landscape, walkways, traffic patterns, and parking.

President Zaccari is actively involved in productive partnerships with the city and county, public school systems, medical community, Chamber of Commerce, and many other local and regional organizations that are committed to enhancing the educational, cultural, and economic development of this

region. He is an active participant in the newly formed Partnership for Metropolitan Development. This group will serve as the catalyst for creative thinking to promote a strategic vision for our geographic region and build partnerships to enhance economic development.

Prior to his first presidential appointment at West Liberty State College, Zaccari was provost and vice president for academic affairs at Southeastern Louisiana University in Hammond, Louisiana, an institution of approximately 13,000 students. Zaccari has held art professorships at Edinboro State College and the University of Colorado. He holds a bachelor's degree from the State University at Slippery Rock, a master's degree in education from the University of Pittsburgh, and a doctorate from Pennsylvania State University.

President Zaccari and his wife, Nancy, have two sons Rahn and Rick.

2006 BLAZER FOOTBALL

THE GULF SOUTH CONFERENCE

The Gulf South Conference (GSC) continues its 36th year of excellence, extending a tradition of growth and success that has brought it distinction as one of the elite NCAA Division II conferences. Thanks to its 17 universities in six southeastern states, the GSC is the largest playing Conference in Division II.

GSC members feature comprehensive athletic programs that compete for 14 official conference championships: football, men's and women's cross country, men's and women's soccer, women's volleyball, men's and women's basketball, baseball, softball, men's and women's tennis and men's and women's golf.

The GSC takes pride in 40 National Team Championships in 12 sports and the emphasis on academic success by our coaches and student-athletes. The Conference added two more National Title's in 2004-05 when Valdosta State captured the 2004 NCAA Football Crown and West Florida claimed its second consecutive NCAA Men's Tennis Crown in May, 2005.

Originally known as the Mid-South Conference, the GSC was formed by six universities in the summer of 1970: Delta State, Florence State (now North Alabama), Jacksonville State, Livingston (now West Alabama), Tennessee-Martin and Troy State. Scheduling problems for the 1970-71 academic year limited the league to football, won by Jacksonville State.

In 1971, the league changed its name to the GULF SOUTH CONFERENCE, added Southeastern Louisiana (SELA) and Nicholls State (increasing the membership to eight), opened an office in Hammond, LA, and began championships in all men's sports. The following year, Mississippi College and Northwestern Louisiana (NWL, now Northwestern State) were admitted. NELA withdrew to go Division I two years later, followed by SELA and Nicholls State in 1979.

The conference continued with seven teams until 1981, when the presidents admitted Valdosta State. West Georgia joined in 1983. Eight years of stability ended in 1991 when Tennessee-Martin and Troy State went Division I, briefly dropping the GSC back to seven members, before the beginning of an expansion resulting in ten new members: Lincoln Memorial (1992-93); Alabama-Huntsville, Henderson State, Central Arkansas and Mississippi University for Women (1993-94); West Florida (1994-95); and Arkansas-Monticello, Arkansas Tech, Montevallo and Southern Arkansas (1995-96). Jacksonville State went Division I at the end of 1992-93.

Mississippi College dropped to Division III at the end of 1995-96, and was replaced by Christian Brothers to keep the Conference at 16 schools. In July 2000, the GSC welcomed Harding University and Ouachita Baptist University, making it the largest NCAA conference at any level with 18 schools. The Conference membership decreased to 17 when MUW dropped its athletics program at the end of the 2002-03 season.

Former Commissioner Jim McCullough moved the GSC office to its present Birmingham location. The current Commissioner, Nathan (Nate) N. Salant, has been in office since October 1992. He is assisted by Sports Information Director Michael Anderson, Assistant Sports Information Director Tim Andrzejewski, and Assistant to the Commissioner Andrea Nguyen. The Chairman of the GSC Board of Directors is Dr. Robert McChesney (University of Montevallo). Joining him on the executive committee are past-Chair Dr. Robert Brown (Arkansas Tech) and Vice Chair Dr. Andy Westmoreland (Ouachita Baptist). The Supervisors of Officials are Bill Johnson (Football), John Caldwell (Basketball-West Division) and Mike Murphy (Basketball-East Division).



FINAL 2005 GSC STANDINGS

	W	L	Pct.	For	Opp.	W	L	Pct.	For	Opp.	
Central Arkansas	8	1	.889	360	143	11	3	.786	563	258	Offensive Player of the Year
North Alabama	7	2	.778	347	146	11	3	.786	509	250	QB Scott Eyster, Delta State
West Georgia	7	2	.778	282	140	7	4	.636	305	302	Defensive Player of the Year
Valdosta State	7	2	.778	269	190	9	3	.750	338	249	LB Kelvin Morris, West Georgia
Delta State	6	3	.667	291	223	7	4	.636	360	286	
Arkansas Tech	6	3	.667	245	263	7	3	.700	280	295	Freshman of the Year
Harding	4	5	.444	154	193	6	5	.546	246	234	QB Nathan Brown, Central Arkansas
Southern Arkansas	4	5	.444	262	253	6	5	.546	327	267	
Henderson State	2	7	.222	171	294	3	8	.273	246	350	Coach of the Year
Ouachita Baptist	2	7	.222	217	321	2	8	.200	238	359	Clint Conque, Central Arkansas
Arkansas-Monticello	1	8	.111	146	395	1	10	.091	160	491	
West Alabama	0	9	.000	125	317	2	9	.182	196	329	

GSC ALL-FOOTBALL FIRST TEAM OFFENSE

QB Scott Eyster, Delta State
 RB Kentrel Rogers, Central Arkansas
 RB Daryl Holyfield, Southern Arkansas
 WR Aaron Fairouz, Central Arkansas
 WR Anthony Merritt, North Alabama
 TE Chip Long, North Alabama
 C Lance Ancar, North Alabama
 G John Trafford, Arkansas Tech
 G David Farr, Central Arkansas
 G Robert Long, Delta State
 G Kevin Berneathy, Southern Arkansas
 T Justin Jones, Central Arkansas
T Richard Collier, Valdosta State

GSC ALL-FOOTBALL FIRST TEAM DEFENSE

DL Jacob Ford, Central Arkansas
 DL Chris Herring, Southern Arkansas
DL Tim Thompson, Valdosta State
 DL Odell Willis, West Georgia
 LB Quentin Maxfield, Central Arkansas
 LB Michael Eubanks, Delta State
 LB Kelvin Morris, West Georgia
 LB Brandon Jamison, West Georgia
 DB Cory Cangelosi, Central Arkansas
 DB Torrance Daniels, Harding
 DB Blake Farris, North Alabama
 DB Demarea Caldwell, Southern Arkansas

GSC ALL-FOOTBALL FIRST TEAM SPECIAL TEAMS

K Michael Green, Valdosta State
 P Jeff Carpenter, West Georgia
 RS Anthony Merritt, North Alabama
 BT Paul Girton, West Alabama



HERB REINHARD

ATHLETICS DIRECTOR

14th Year

Florida A&M (1980)

The positive reputation of Valdosta State University athletics has grown by leaps and bounds in the 14-plus years Herb Reinhard has been in charge of the 11-sport Division II program. Reinhard joined the Valdosta State athletic family in December 1991, coming from Florida A&M University where he was assistant athletic director in charge of marketing and promotions.

The personable Winter Park, Fla., native has directed a superbly well-balanced program which has won Gulf South Conference all-sports trophies in both men's and women's sports a total of six times during his tenure.

"I am pleased with many of our accomplishments over the past dozen or so years, especially the all-sports trophies because they validate the emphasis we put on the overall program," Reinhard said. "We want to continue to give all our coaches every possible chance to be successful, and that takes a lot of commitment, not only from our staff, but from this and surrounding communities.

"I am very thankful that the community involvement has continued to grow. We have a lot of plans in the works which will need that involvement. For our part, we pledge to continue producing exciting and winning teams."

Reinhard, 49, spent much of his early years on the job turning potential supporters of VSU athletics into active supporters of the program. The list of corporate sponsorships has grown to more than 100, and his aggressive season ticket campaign for football, basketball, baseball, softball and volleyball has paid dividends. He has also expanded the VSU sports package, adding women's volleyball which began play in 1995, as well as its athletic facilities. A fieldhouse and indoor hitting facility for baseball opened in 1998, a \$525,000 softball stadium was completed in July 1999 and new seating and a new press box were added at the baseball facility in time for the 2005 season. A new outfield fence will be built before the start of the 2006 campaign.

The next major project is funding and building an on-campus football stadium.

"We have made some inroads, but we still have much to do. We must continue to present an exciting, appealing product which people want to come out to see. We have so much to offer the south Georgia-north Florida area in the way of entertainment and education. I feel very fortunate to be a part of this institution, which is making a large impact on the quality of life for the region."

Reinhard has an undergraduate degree in business from Florida A&M, where he was a two-time all-conference placekicker, and a master's degree in sports administration from Florida State. He began his career at Florida A&M in 1979 where he was women's sports information director for six years before taking over athletic marketing and development in 1986. He was promoted to assistant athletic director in 1990 and was elected to the Florida A&M Sports Hall of Fame in 1993.

Reinhard is married, and he and his wife, Linda, have a son, Herb IV, 16, and a daughter, Rebecca Joy, 12.

THE REINHARD FILE

PERSONAL DATA

Born July 3, 1957 in Winter Park, Fla.

Married to former Linda Oorlog of Tallahassee, Fla.

Father of two children, Herb IV, 16, and Rebecca Joy, 12

EDUCATION

Florida A&M University, 1980 (B.A. in journalism/public relations and a B.B.A.)

Florida State University, 1986 (M.A. in sports administration)

PROFESSIONAL WORK EXPERIENCE

1979-85 — Director, Women's Sports Information, Florida A&M University

1985-86 — Director, Information Services, New South Women's Athletic Conference

1986-90 — Director, Athletic Marketing and Development, Florida A&M

1990-92 — Assistant Athletic Director, Florida A&M University

1991-Present — Director of Athletics, Valdosta State University

PROFESSIONAL MEMBERSHIPS

National Association of College Directors of Athletics



2006 BLAZER FOOTBALL

VALDOSTA STATE ON THE AIR

The Valdosta State football team can be found on the air several times each week during the 2006 football season. Each game, both home and away, is broadcast live on WWRQ, 107.9 FM, in the Valdosta area. Dick Rockey serves as the play-by-play voice of the Blazers while Tom Odom provides color commentary.

Additionally, the Chris Hatcher Radio Show can be heard live on WWRQ each Monday night at 7:00 p.m. The show is broadcast live from a variety of Valdosta-area restaurants throughout the season.

Three Valdosta State games will be televised live as a part of the Gulf South Conference's "GSC Live" TV package. The Blazers' games at Ouachita Baptist (Sept. 28, 8:00 p.m. EDT), at Delta State (Oct. 12, 8:00 p.m. EDT) and at West Georgia (Nov. 9, 8:00 p.m. EST) can all be viewed on Comcast/Charter Sports Southeast as well as CoxSports.

The Chris Hatcher Television Show also appears three times each Sunday during the season. The show can be seen at 12, Midnight on WALB, Channel 3, in Valdosta, as well as, on WALB, Channel 10, in Albany (check local listings for air times).

VALDOSTA STATE MEDIA OUTLETS

Bryan Fazio
Valdosta Daily Times
PO Box 968
Valdosta, GA 31698
229-244-1880

Christian Malone
Valdosta Daily Times
PO Box 968
Valdosta, GA 31698
229-244-1880

Dick Rockey
WWQR 107.9 FM
807 Mill Pond Rd.
Valdosta, GA 31602
229-247-7669

Mike DiRocco
Florida Times Union
PO Box 1949-F
Jacksonville, FL 32231
904-359-4246

Derrick Mahone
Atlanta Journal-Constitution
PO Box 4689
Atlanta, GA 30302
404-526-5794

Sports Editor
The Specator
Valdosta State University
Valdosta, GA 31698
229-333-5685

Scott James
RTG Media
PO Box 1327
Valdosta, GA 31603
229-244-8642

College Writer
Macon Telegraph
PO Box 4167
Macon, GA 31213
478-744-4302

Sports Editor
Times Enterprise
PO Box 650
Thomasville, GA 31792
229-226-2400

Wayne Grady
Observer Sports
PO Box 889
Moultrie, GA 31768
229-985-4545

Steve Carter
Gazette Sports
PO Box 708
Tifton, GA 31794
229-382-4321

Melissa Maikos
WCTV-TV
PO Box 3048
Tallahassee, FL 32303
850-893-2126

Robert Hydrick
WALB-TV
PO Box 3130
Albany, GA 31708
229-446-4043

Tom Odom
WWQR 107.9 FM
PO Box 2736
Valdosta, GA 31604

TO THE WORKING MEDIA

Press Boxes: Rebuilt Cleveland Field and Bazemore-Hyder Stadium, the football home of Valdosta State's Blazers, is topped on both sides by press boxes to accommodate event personnel. The booth on the south (home) side will house game operations, media, sports information, home coaches, home radio and filmers for both teams. The booth on the north (visitor) side will house visiting coaches, visiting radio, film crews for coaches' shows and television stations.

Press Box Services: Standard services are provided in both press boxes for media personnel - flip cards, cumulative statistics, media guides, programs, play-by-play accounts at the conclusion of each quarter, abbreviated statistics at halftime and complete final statistics as soon as possible at the end of the game. Ample telephone service is available. Soft drinks and a snack will be served.

Media Credentials: Contact Shawn Reed, SID, for press passes as far in advance as possible. Passes will be mailed if time permits. If not, they will be left at the Will Call table at the southeast corner of Cleveland Field. The passes will be at the Will Call table two hours before kickoff.

Radio: Valdosta State has a radio booth in the south-side press box for the originating station for the Blazer Football network. A modular plug phone line is provided the official broadcast team of the opponent for each game. The visiting radio crew will work from the lower level of the north-side press box and should obtain permission and credentials in advance from Shawn Reed, SID. The visiting radio phone number, as well as a trouble number, will be given on request.

Film: Official game filmers will shoot from the press box on the south-side of the field. Coaches' show filmers, television film crews and tape delay television will use the film deck on the second level of the press box on the north side. Media can also film from either sideline (goal line to the 25-yard lines).

Scouts: Requests for scouting credentials should be made directly to Shawn Reed, SID, early during the week of the game to be scouted.

Player Interviews: All player interviews should be scheduled through Shawn Reed, SID. Please allow the player at least 24 hours advance notice for the interviews. Phone calls will be returned collect.

All game day interviews of VSU athletes will occur after the day's game.

Interviewing Valdosta State's Coaching Staff: Head coach Chris Hatcher is available for interview prior to 11:00 a.m. each week day. Coach Hatcher can be reached through the football offices at 229-333-5970. Any interview after 11:00 a.m. will be held after the day's practice, unless previously arranged.

Practice Coverage: All Valdosta State practices are open to the media. Coach Hatcher and members of his staff will meet with intended media following practice. Sports Information Director Shawn Reed will assist in setting up interviews with requested players at the conclusion of each practice. For better service, please let the SID office know when you will attend practice.

THE COACHING STAFF





CHRIS HATCHER

HEAD COACH

Seventh Year

Valdosta State (1995)

Entering his seventh year as head coach of the Valdosta State Blazer football program, Chris Hatcher has spent little time in etching his name among the top in the collegiate football coaching ranks.

For those who saw Hatcher play quarterback for the Blazers from 1991 to 1994, when he rewrote the Valdosta State record book in nearly every signal caller category, the success on the sideline comes of little surprise. For from his beginnings as a prep star in Macon to his current position, Hatcher has always been a winner.

Hatcher became the university's winningest football coach when he won his 41st game during the 2003 season. His six-year record of 68-10 is a remarkable .870 winning percentage, the highest in the nation at any level. His second and third teams posted back-to-back undefeated regular seasons, a winning streak that reached 35 in a row, a Gulf South Conference record, before being broken during the 2003 season. Hatcher has received numerous coach-of-the-year honors at conference, regional and national levels, and his teams have won numerous national statistical awards.

Great stuff. And, despite reaching the ultimate goal of a national championship in 2004, Hatcher always takes himself, his staff and his players back to square one when summer camp gets under way in August. The goal is always be to play 11 regular season and four or five playoff games each year. The ultimate goal will always be to win the national title.

"The goals don't change," Hatcher said. "We want to win one game a week, win the conference championship, get in the playoffs, play on Thanksgiving and play in December. If you can get to December, anything can happen."

Hatcher led his Blazer squad to the ultimate goal in 2004 when Valdosta State completed a 14-1 season with a 36-31 victory over Pittsburgh State in the Division II national title game. The season saw the Blazers win their fourth Gulf South Conference title in five years, with the only blemish on the year being a 24-22 defeat at the hands of Albany State in the season opener.

Hatcher was up to his old tricks in 2005, directing the program to four straight weeks at No. 1 to start the season while compiling a 9-3 mark and an appearance in the school's sixth straight NCAA postseason tournament. The team finished 7-2 in the GSC and tied for second in the standings, marking the sixth time in as many tries that the Blazers had finished among the top two in the league under Hatcher.

The 33-year old Hatcher immediately made his mark on the VSU campus when he assumed the head coaching role in 2000 as he inherited a team that finished 4-7 in 1999 and directed it to a 10-2 record and a trip to the NCAA Division II playoffs. His first squad was 8-1 in GSC play, winning the school's second conference championship.

Hatcher and Valdosta State went from best to perfect in the GSC over the course of the next two seasons, winning all 18 conference games, while tallying a 12-1 record in 2001 and a 14-1 mark in 2002, which included the school's first ever appearance in the Division II national championship


game. The 2003 season again saw Valdosta State advance to the Division II playoffs, finishing the year 10-2 and second in the GSC with an 8-1 mark. The 2003 team also achieved the school's first-ever national No. 1 ranking in the second week of the year.

The personable Hatcher, a Macon native who was a standout in football and baseball at Mt. de Sales Academy, returned "home" following one year at Central Florida (where he coached Minnesota Viking quarterback Daunte Culpepper) and three years at Kentucky (where he coached both former Cleveland Brown quarterback Tim Couch and former VSU QB Dusty Bonner).

At Kentucky Hatcher worked for former VSU coach Hal Mumme (currently the head coach at New Mexico State), who won 40 games in five seasons at VSU and in whose offense he flourished as a player from 1992-94. It was from Mumme he adopted and adapted his potent Air Raid offensive attack. Mumme was also one of the first to predict Hatcher's coaching success, citing his leadership skills and teaching ability and labeling him "a wonderful football coach".

Hatcher was also a wonderful football quarterback at VSU. He completed 1,047 of 1,529 passes for 11,363 yards and 121 touchdowns, setting 29 school passing and total offense records along the way (14 of which still stand). More would still be on the books if he hadn't had Bonner running his offense during his first two years in Valdosta.

Hatcher started 41 consecutive games (29-10-2) at Valdosta State and still holds 13 Gulf South Conference and 17 Division II national records in



2006 BLAZER FOOTBALL



addition to his 14 school marks. In his senior season of 1994, he led the Blazers to their first playoff appearance, reaching the quarterfinals before losing in double overtime to eventual national champion and conference rival North Alabama. Among his more impressive national records are his **66.5 career completion percentage** and his 20 straight completions against New Haven.

Hatcher was a two-time all-America (1993 and 1994) and a two-time winner of the GSC's Commissioner's Trophy, which goes to the league's most outstanding overall student-athlete. He capped his brilliant senior campaign by winning numerous national honors, including the prestigious NCAA Top Eight Award, the GTE Academic All-America National Player of the Year and an \$18,000 post-graduate scholarship from the National Football Foundation.

In addition, he won the 1994 Harlon Hill Trophy, which goes annually to Division II's best player, by the second largest vote margin in the award's 20-year history.

Hatcher followed his father Edgar into coaching, beginning as a student assistant at Valdosta State in 1995 and working with his quarterback successor Lance Funderburk, also an all-America who finished second in the 1996 Harlon Hill race. The coaching road then led to Central Florida in 1996 and on to Kentucky when Mumme was named head coach in 1997.

And now he's come full circle ... back to Valdosta State where the journey began as a walk-on fifth string quarterback in the fall of 1991. After winning 68 of 78 games, four conference titles and one national championship in his first six seasons, Hatcher has not wavered from his initial perception of the job.

"We really expected to win, and we expected to win immediately," he said. "I left a great place at Kentucky to come to a place that has always been special to me. We're raising a family here, and hopefully we're raising the bar as to what is expected year-in and year-out from Blazer football. We want to be the best."

Hatcher and his wife Lori are both Valdosta State graduates, Chris in kinesiology and physical education and Lori in early childhood education. The couple's first child, Tyler Christopher, turned six in June.

THE HATCHER FILE

PERSONAL DATA

Born February 18, 1973 in Macon, Ga.
Married to former Lori Bryan of Macon, Ga.
Father of Tyler Christopher, 6

EDUCATION

Valdosta State, 1995 (B.S. in kinesiology and physical education)

COACHING EXPERIENCE

1995: Student assistant (quarterbacks) coach at VSU (coached all-America and Harlon Hill Trophy runnerup Lance Funderburk)

1996: Assistant coach (quarterbacks and tight ends) at Central Florida (coached all-America and first round NFL draft pick Daunte Culpepper)

1997-98: Graduate assistant (quarterbacks) and head junior varsity coach at Kentucky (coached all-America and No. 1 NFL draft pick Tim Couch)

1999: Assistant coach (quarterbacks and receivers) at Kentucky

2000: Head coach, Valdosta State University. Team finished 10-2, won school's second Gulf South Conference championship and advanced to the Division II national playoffs; Named Gulf South Conference coach of the year; Named Division II coach of the year by *American Football Quarterly*; Atlanta Touchdown Club coach of the year. Coached Harlon Hill Trophy winner Dusty Bonner.

2001: Finished 12-1, won school's third Gulf South Conference championship and advanced to quarterfinals of Division II national playoffs; Ranked No. 1 in the country for a school record seven consecutive weeks; 12-game winning streak was longest in school history; Named Gulf South Conference coach of the year for second straight season; Named Division II regional coach of the year by American Football Coaches Association; Atlanta Touchdown Club coach of the year; Coached Harlon Hill winner Dusty Bonner.

2002: Finished 14-1 and reached national championship game; won school's fourth Gulf South Conference championship (third in a row). Ranked No. 2 in the country all season. 14-game winning streak is the longest in school history; Named Gulf South Conference coach of the year for third straight season; Named Division II regional coach of the year by American Football Coaches Association for second straight year; 13 players named to all-conference team, including the offensive and defensive players of the year. Has won 27 consecutive regular season games and 23 consecutive conference games.

2003: Finished 10-2 and second in the Gulf South Conference. Advanced to national playoffs for fourth straight year, losing in first round. Nine players named to all-conference team. Had consecutive regular season winning streak end at 35 games (29 consecutive conference games) during season. Became winningest coach in school history when VSU won fifth game of season.

2004: Finished 13-1 and won school's first national championship in football; Won Gulf South Conference championship for fourth time in last five years. Advanced to national playoffs for fifth straight year. Eleven players named to all-conference team. Named Division II national coach of the year by the American Football Coaches Association. Selected to coach in the Hula Bowl all-star game.

2005: Finished 9-3 and second in the Gulf South Conference. Advanced to national playoffs for sixth straight year. Winning percentage (.872) is highest among active Division I and II coaches who have coached for a minimum of five years.

PLAYING CAREER

- Valdosta State, 1991-94 (41 consecutive starts, compiled 29-10-2 record)
- Holds 11 school, 9 Gulf South Conference and 8 Division II national records
- Two-time all-America (1993 and 1994)
- Harlon Hill Trophy (best player in Division II) winner by the second largest vote margin in the history of the award (1994)
- Two-time winner of the Gulf South Conference Commissioner's Trophy (1993 and 1994)
- Member of Gulf South Conference Team of the 1990s
- NCAA Top Eight Award Winner (1994)
- Awarded one of the 16 post-graduate scholarships from the National Football Foundation (1994)
- CoSIDA Academic All-America National Player of the Year (1994)
- Elected in his first year of eligibility to Valdosta State University Athletic Hall of Fame's Class of 2001
- Elected to Macon Sports Hall of Fame Class of 2001
- Elected in his first year of eligibility to Division II Football Hall of Fame Class of 2005

2006 BLAZER FOOTBALL



SHAWN BOSTICK

Assistant Head Coach/Offensive Line
Ninth Year
Valdosta State (1996)

Shawn Bostick, beginning his eighth season in charge of the offensive line, knows he was a major beneficiary when Valdosta State hired his college roommate as the school's sixth head coach in December 1999. The first thing Chris Hatcher did after taking charge of the football program was name Bostick his assistant head coach.

"Boss was my center when I played quarterback here, and we've been close friends for a long time," Hatcher said. "Just as important as far as the football program is concerned is the fact he's a very good offensive line coach with a tremendous work ethic. I kid him that naming him my top assistant only means he gets to do the things I don't want to do."

Bostick, who received an education degree in health and physical education from VSU in 1996, was a three-year letterman on Blazer teams in 1991, 1992 and 1993. He started at center for the 1993 team which compiled an 8-3 record. That offensive line protected Hatcher like a baby, surrendering only 10 sacks in 471 passing attempts.

The 35-year-old Bostick has now been in charge of the offensive line longer than any other coach in the 24-year history of the program, and has produced three all-America and eight all-conference players.

Bostick and the former Sheila Hammock celebrated their ninth wedding anniversary in June. Their first child, Emma, will turn four in November.



DAVID DEAN

Offensive Coordinator/Receivers/
Special Teams
Seventh Year
Georgia Tech (1986)

David Dean, who coordinated arch rival West Georgia's highly successful passing game in the 1990s, returned to Valdosta State in January 2000 when Hatcher hired him to coach receivers and special teams. His results impressed his boss to the point Hatcher promoted Dean to offensive coordinator following that first year success.

"I told him when I hired him he'd be the 'dean' of the new coaching staff," Hatcher remembers. Dean, 42, is in fact the veteran of a young Valdosta State staff.

"We communicate very well, and I think it was a natural progression to make him the coordinator," Hatcher said. "I have great respect for David's opinion and depend on him greatly for advice as we continue to implement our version of the Air Raid offense. He's been around the Gulf South Conference for a long time and brings a wealth of information which benefits our program tremendously."

Dean is on his second tour of duty at VSU, where he coached wide receivers under Mike Cavan from 1988-91. He joined arch rival West Georgia's staff as running backs coach in 1992. In his eight seasons, the Braves compiled a record of 59-28, won two GSC championships (1997-98) and beat Valdosta State seven times. Since his return, VSU is 5-1 against its old rival.

Dean was a versatile high school football player at Avondale in metro Atlanta, playing both defensive back and quarterback. He was selected to the all-county team as a defensive back and was the second ranked quarterback in passing efficiency.

After walking on as a freshman at Georgia Tech in 1982, Dean earned a scholarship and played for the Yellow Jackets for three seasons, winning the Guts Award in 1984 and 1985. He was a graduate assistant at Tech in 1986 and coached wide receivers at Avondale in the spring of 1987 before beginning his first tour at Valdosta State.

Dean is married to the former Stacie Stott, a VSU alumna, and the couple has three daughters, Caroline, 9, Allison, 7, and Natalie, born in June of 2005.





ASHLEY ANDERS

Defensive Coordinator
Fifth Year
Arkansas-Monticello (1996)

Ashley Anders enters his fifth season at Valdosta State and his fourth as the man in charge of the Blazers' highly-regarded defense. Since his promotion to coordinator, VSU hasn't missed a beat defensively as Anders and his staff have consistently put one of the league's top units on the field.

Anders came to VSU as linebackers coach in 2002 and will continue that responsibility again this season. Last year he rebuilt his linebacker corps almost from scratch, starting a couple of freshmen and a sophomore who by year's end had become a formidable force. This year the position could be the Black Swarm's major strength.

"I do expect us to be very solid at linebacker because we return most everybody, and everybody we return is experienced," Anders said. "And I think we recruited very well in that area as well, which hopefully will give us a lot of options."

Anders joined the Blazer football family after coaching linebackers, the secondary and special teams at Holmes Community College in Goodman, Mississippi for two seasons.

He was a three-sport letterman in high school in Hampton, Arkansas, being named an all-district and all-conference defensive back in football and an all-district and all-conference pitcher in baseball, sports in which he lettered all four years. He also lettered two years in basketball. He played baseball at GSC rival Arkansas-Monticello, graduating with a health and physical education degree in 1996.

He began his coaching at Star City (Arkansas) High School in 1996 as head basketball coach and assistant football coach (three years), assistant baseball coach and assistant strength coach (one year each) and head strength coach one year. His last year at Star City, he was defensive coordinator.

He moved to Auburn to work on his master's degree in sports administration in 1999 and coached defensive backs and special teams as a graduate assistant for the Tigers. He earned his master's degree in 2000 before moving to Holmes CC.

Anders, 34, is married, and he and his wife Sheri, a special education teacher in the Lowndes County School System, have three children, Mary Alex, 6, Cade, 3 and newborn daughter Camden, four months.



EARL CHAMBERS

Defensive Line/Recruiting Coordinator
Second Year
Georgia (1999)

Entering his second year on the Valdosta State staff, Earl Chambers is in charge of the Blazer defensive line and acts as the recruiting coordinator for the coaching staff. Chambers came to Valdosta State from the University of Georgia, where he was a graduate assistant on four Bulldog staffs.

A native of College Park, Chambers, 29, was a four-year letterman at strong safety for Georgia from 1995-99. He started as a senior, finishing the year with 41 combined tackles and four pass breakups.

Chambers filled a variety of duties after joining the Bulldog support staff, including breaking down the opponents' offense, organizing scouting report information, assisting with the implementation of the off-season workout program and coordinating official visits with student-athletes and their parents.

He also served as a recruiting graduate assistant and helped coach defensive backs. Last season he assisted defensive line coach and recruiting coordinator Rodney Garner at Georgia.

Chambers graduated from UGA with a degree in psychology in 1999. He served two years on the Student-Athlete Council Committee while an undergraduate.



2006 BLAZER FOOTBALL



KEITH HATCHER

**Secondary/Director of
Football Operations
Second Year
Mars Hill (2000)**

Entering his second year as a full-time staff member is Keith Hatcher, who is in charge of the secondary. Hatcher, who was a graduate assistant on VSU's 2003 coaching staff, returned to Valdosta State last year from Alabama-Birmingham where he was a graduate assistant for that band of Blazers in 2004 and in the spring of 2005.

Defensive coordinator Ashley Anders felt Hatcher would be an excellent addition to his staff. "Keith worked for us three years ago and learned our system, then went to UAB which runs a very similar system," Anders said. "He is a tireless worker, and I expect him to fit right in and do a great job for us back there."

Hatcher, like his cousin (head coach Chris), was a standout prep athlete at Mount de Sales Academy in Macon where he earned all-state honors in football, basketball and baseball. He went to Mars Hill College where he was a four-year letterman in baseball and a two-year letterman in football for the Lions. He graduated in 2000 with a B.S. in business administration and a B.S. in sports management.

After three years in private business as an investment advisor specialist, the lure of coaching at the collegiate level brought him to Valdosta State. He followed former Blazer defensive coordinator and secondary coach Kevin Shirley to Alabama-Birmingham.

"I know we have a solid group of athletes returning to the secondary, and I'm really looking forward to coaching them," Hatcher said. "The goal will be to continue the great tradition that has been built."

In addition to his coaching duties, Hatcher serves as director of football operations and is in charge of coordinating the very successful summer camp program in June.

Hatcher, 28, is married, and his wife Ashley is a pharmaceutical sales representative.



REIDEL ANTHONY

**Offensive Assistant
Second Year
Florida**

Entering his second year on the Valdosta State staff, Reidel Anthony brings a wealth of knowledge and name recognition to the Blazer football program.

Anthony first burst on to the national scene as a wide receiver at the University of Florida, where he was a three-year letterwinner and was named first-team All-America in 1996. He ended his UF career with 2,274 yards receiving, second-most in school history, and 26 touchdowns, third-best in SEC history, on 126 catches. Anthony caught 72 passes, for 1,293 yards, and 18 touchdowns during his final season in Gainesville.

After leaving Florida, Anthony was taken in the first round of the NFL draft (16th overall) by the Tampa Bay Buccaneers. The South Bay, Fla. native spent five seasons with the Bucs, playing in 73 games. Anthony caught 144 passes for 1,846 yards, a 12.8 yards per catch average, and 16 touchdowns. He also returned 95 kickoffs for a 23.5 return average. Anthony's sophomore season in the NFL proved to be his best, as he caught 51 passes for 708 yards, including a long of 79 yards, and seven touchdowns.

Anthony, who will turn 30 in October, majored in public recreation at Florida. He is the father of four-year old Reidel, Jr.

FOOTBALL STAFF



Sean Calhoun
*Offensive Assistant/
G.A. Coach*



Tony Haynes
*Defensive Assistant/
G.A. Coach*



Kevin Purvis
*Head Equipment
Manager*



Dawn Turner
Senior Secretary



Kerry Webb
*Defensive Assistant/
G.A. Coach*

STUDENT ASSISTANTS

Paige Anders, Defense
Jay Breedan, Offense
Brian Simmons, Defense

VIDEOGRAPHERS

Seth Boyett
Mark Perschel
Spencer Fortson

2006 BLAZER FOOTBALL

THE JESSIE TUGGLE STRENGTH AND FITNESS COMPLEX

The Jessie Tuggle Strength and Fitness Complex is an important part of the total athletic program at Valdosta State, but it is especially critical to the football program.

Named for former VSU all-America and former Atlanta Falcon all-pro linebacker Jessie Tuggle, whose \$25,000 gift in 1992 endowed a football scholarship, the complex is a busy place year-round as various teams are put through a vigorous off-season program by strength and conditioning coaches.


The Blazer football off-season program provides a great opportunity for players to make progress in many athletic areas. The primary goal is to develop foot speed and quickness, along with focusing on explosive power, which is achieved through weight training four days a week.

Strength gains have been impressive across the board, and what the young Blazers have accomplished under the watchful eye of speed/strength and conditioning coach Michael Doscher in the weight room and on the practice field will stand them in good stead when they report for fall practice in August.

Doscher, honored in 2005 as the national strength and conditioning coach of the year, is a key player in the total athletic program, and nobody is more aware of his value than Hatcher and the rest of the football staff. "Mike is simply invaluable. The importance of a well-rounded speed and strength and conditioning program can't be overstated," Hatcher said.

The weight training complex has been improved in recent years both cosmetically and with the most up-to-date equipment which has transformed it into a state of the art facility for Doscher to work his magic with VSU's 400 student-athletes.

Doscher, who joined the Blazer athletic family in 1996, received his



undergraduate degree from Springfield College and his master's degree from Mississippi State University. He gained experience as an intern at Boston College and an assistant at Nevada-Las Vegas and Mississippi State. He stays on the cutting edge of strength and conditioning techniques, attending clinics throughout the country both as a presenter and participant and has been honored by the National Strength and Conditioning Association for his efforts and dedication. Additionally, Doscher is assisted by a pair of graduate assistant coaches in David Jenkerson and Shaakira Hassle.

Doscher is married, and he and his wife Teresa have two children, Dustin, 6, and Cassie, 4.

2006 BLAZER FOOTBALL

ATHLETIC TRAINING AT VALDOSTA STATE

The athletic training staff at Valdosta State, under the direction of head athletic trainer Russ Hoff, who was honored in 2004 as Division II's Athletic Trainer of the Year, provides the athletic training personnel and expertise for the 11 intercollegiate sports. Hoff, who came on board in August 1997 after serving in a similar capacity at Capital (Ohio) University for 10 years, oversees a staff which includes four other certified athletic trainers -- Lori Howard, Stacey Walters, Caren Walls and Chuck Conner -- graduate assistants and a host of athletic training students who work the various sports during their seasons.

The Athletic Training major is offered by the Department of Kinesiology and Physical Education within the College of Education, and admission is based on academic achievement, course work, related experiences and recommendations. The first two years consist of coursework in the college core curriculum along with background courses appropriate to the major. The second two years incorporate the professional sequence of coursework in the areas of injury assessment, therapeutic exercise, advanced anatomy, biomechanics, kinesiology and sport physiology.

It is during the second two years that the student becomes actively involved in the laboratory experiences in the athletic training room and on the athletic fields and courts. All of these experiences are under the direct supervision of the certified athletic trainers.

In addition to the athletic training staff, Valdosta State athletics is "taken care of" by Dr. Ben Hogan, a local physician specializing in sports medicine, and by team physician Dr. Kurt Jacobson and members of his staff from the world famous Hughston Sports Medicine Clinic in Columbus, which has a full service clinic in Valdosta located between VSU's two campuses.



The Hoff's: L-R, Russ, Henry, Margaret, Sam and Julie

ATHLETIC TRAINING STAFF



Chuck Conner
Athletic Trainer



Dr. Kurt Jacobson
Team Physician



Lori Howard
Athletic Trainer



Stacey Walters
Athletic Trainer



Caren Walls
Athletic Trainer



THE 2006 BLAZERS

2006 BLAZER FOOTBALL

2006 PRESEASON NOTES

A QUICK LOOK BACK AT 2005: Overall Record: 9-3. Gulf South Conference Record/Standing: 7-2/T-2nd. Last 5 Games: 3-2. Last 10 Games: 7-3.

A QUICK LOOK AHEAD TO 2006: Overall, Valdosta State will play game number 79 of the Chris Hatcher era when it visits Albany State on September 2. The Blazers have gone 22-4, including a 16-2 record in GSC play, over the course of the last two seasons and own an all-time record of 180-90-4 (.660).

Overall, Valdosta State will welcome back 56 letterwinners, including 13 starters (seven offense, five defense, one special teams) in 2006.

BREAKING DOWN THE 2006 SCHEDULE: Valdosta State has compiled a 109-44-2 (.710) all-time record against opponents on its 2006 schedule. The Blazers have posted winning ledgers against eight of the 10 teams (Albany State, Fort Valley State, Arkansas Tech, Ouachita Baptist, Southern Arkansas, West Alabama, Arkansas-Monticello and West Georgia) and a .500 mark against one (Delta State).

GULF SOUTH CONFERENCE SUCCESS: The Blazers have been among the top two in the GSC ever year since Chris Hatcher took control of the program in 2000. Over the course of Hatcher's six seasons, Valdosta State has compiled a 50-4 (.930) record and went a perfect 9-0 in 2001, 2002 and 2004. Hatcher led VSU to conference championships in 2000, 2001, 2002 and 2004.

Overall, the Blazers have compiled a 125-62-3 (.670) record in GSC play and have won five conference championships, with the first coming in 1996. Valdosta State has winning records against eight of the 10 remaining GSC teams and boasts a 96-41-2 (.700) winning percentage against those 10 schools.



VALDOSTA STATE MONTH-BY-MONTH: August: 8-1-0 (.889). September: 57-28-1 (.670). October: 74-29-0 (.720). November: 38-31-3 (.550). December: 3-1-0 (.750)

HATCHER ONE OF THE NATION'S BEST: Now that he roams the sidelines, head coach Chris Hatcher has continued the winning ways he began as a starting quarterback. In fact, Hatcher has compiled a 68-10 mark as the leader of the VSU squad since 2000. His .870 winning percentage is tops among all NCAA Division I and Division II head coaches and ranks second among all active NCAA football coaches, behind Larry Kehres of Division III Mount Union.

ON THE AIR: Three Valdosta State games will be televised in 2006 as a part of the Gulf South Conference's "GSC TV" Live package. The Blazers will make appearances on Comcast/Charter Sports South and CoxSports at Ouachita Baptist September 28, at Delta State October 12 and at West Georgia November 9. VSU's three appearances are the most by any of the GSC's 11 football-playing institutions.

A WHOLE NEW (RUSHING) GAME: One of the biggest changes on the Valdosta State team this year will occur among Valdosta State's running backs. The squad lost its top three rushers, who accounted for 1,167 of the team's 1,257 yards and nine of 14 touchdowns, from 2005. In fact, the leading returner is junior Michael Terry, who tallied 45 yards on just 10 rushing attempts last season. Also returning is quarterback Barrett Wilkes, who accounted for 35 yards and four touchdowns in 2005.

A pair of rising sophomores will vie for the starting position in Chad Bryant and Thomas Arnold. Bryant had 22 yards and a touchdown on 13 carries as well as 17 yards on three receptions last season while Arnold tallied nine yards on seven rushes and caught six passes for 65 yards and a touchdown.

WIDE RECEIVER ANOTHER STORY: On the other hand, the Blazers return nine of their top 11 receivers from last year. Included in the group are juniors Derek Tharpe (44 receptions, 501 yards, one touchdown) and Zach Parker (42 catches, 456 yards, four touchdowns) as well as freshman Sherard Reynolds (38 receptions, 650 yards, seven touchdowns) who were the squad's top three receivers in 2005. Overall, the top nine returners accounted for 235 catches, 2,734 yards and 21 touchdowns last year.

MUSICAL CHAIRS UNDER CENTER: With two-year starter Barrett Wilkes returning in 2006, one would think that the quarterback position would be settled for the coming year. However, Wilkes enters August's summer camp as No. 2 on the depth chart after missing the spring while rehabbing from shoulder surgery. Clay Callaway, who played wide receiver his first two seasons in Valdosta, completed the spring practices at the top of the depth chart for quarterbacks.

Wilkes threw for 2,668 yards and 16 touchdowns in 2005 while completing 266-of-376 passing attempts. In his career, the Valdosta native has completed 576-of-832 passes for 6,208 yards, fourth-most all-time, and 43 touchdowns. Callaway has attempted just two passes in his VSU career, completing both for 78 yards.

RED ZONE SUCCESS: The Blazers enjoyed great success in the red zone in 2005, as they scored on 34 of their 45 trips inside the opponent's 20-yard line. Valdosta State had 24 touchdowns and 10 field goals when entering the red zone in 2005, a 75.6% success rate.

2006 BLAZER FOOTBALL



SINCE THE TURN OF THE CENTURY: Only one other Division II team has won more games since the start of the 2000 season than Valdosta State. The Blazers have tallied 68 wins over the course of the last six seasons, second only to Grand Valley State's 71. GVSU is also the only team with a better winning percentage than Valdosta State's .870, at .890. Below is a look at the top five in the nation:

By Total Wins

No.	Team	Wins	Losses	Pct.
1.	Grand Valley State	71	9	.890
2.	Valdosta State	68	10	.870
3.	Pittsburgh State	61	16	.790
4.	North Dakota	60	18	.770
	Northwest Missouri State	60	15	.800

By Winning Percentage

No.	Team	Wins	Losses	Pct.
1.	Grand Valley State	71	9	.890
2.	Valdosta State	68	10	.870
3.	C.W. Post	58	12	.830
4.	Carson-Newman	54	13	.810
	Tuskegee	47	11	.810

THE BLAZERS AT HOME: Valdosta State has won 101 of 139 games, with 37 losses and one tie (.730), on its home field since beginning football in 1982. The Blazers are an impressive 91-30-1 (.750) at Bazemore-Hyder Stadium and have gone 11-6 (.647) at Martin Stadium.

The Blazers were 5-2 at home in 2005, but dropped their last two contests of the year in on Cleveland Field. The two losses marked the first back-to-back home losses for VSU since also dropping two straight to end the 1999 season.

ROSTER BREAKDOWN

BY STATE

Georgia (64): Kevin Adkins, Thomas Arnold, Tyler Auranndt, Gio Blalock, Patrick Bradley, Kevin Bray, Jamarian Brown, Jeremy Brown, Sam Brown, Chad Bryant, Dan Burdette, Chris Byrd, Clay Callaway, Jamaal Clark, Garrett Cranford, Michael Cullen, Jermel Daniels, Chance Darley, Gerald Davis, Lavarus Dollar, Dezric Dugger, Jos Edison, Robert Gallaird, Chad Gallahan, Jerrell Griffin, Shawn Harris, Travis Harrison, Jotis Head, George Jackson, Cedric Jones, Everett Kitchens, Decaris Leeks, Chris Lewis, Lionel Mapp, Will McPherson, William Montford, Teddy Morris, Davis Nall, Scott Palmer, Zach Parker, Greg Petty, Ivory Pitts, Tucker Pruitt, Tyler Pruitt, Sherard Reynolds, Kelvin Roberts, Carlos Russell, Davis Russell, C.A. Sanders, Dale Smith, Dedic Smith, Travis Taylor, Michael Terry, Derek Tharpe, Raymond Thomas, Skyler Thornton, Allan Tillman, Paul Roberts, Barrett Wilkes, Eric Williams, Zachary Williams, James Williams, Markeith Wylie

Florida (13): Steve Betros, Melvin Black, Kyle Fox, Matt Gonzalez, Jared Guberman, Joseph McCauley, Donnie Powell, Josh Rayam, Corey Renella, Gordon Steele, Paul Streacker, Reggie Vickers, Fabian Whyly

Alabama (2): Jeramie Holifield, Deon Williams

Mississippi (1): Will Weaver

New Jersey (1): Ismail Abdunafi

North Carolina (1): Bo May

Pennsylvania (1): Maurice Leggett

BY CLASS

Seniors (15): Kevin Adkins, Tyler Auranndt, Gio Blalock, Sam Brown, Matt Gonzalez, Greg Petty, Tyler Pruitt, Kelvin Roberts, Dale Smith, Travis Taylor, Skyler Thornton, Allan Tillman, Reggie Vickers, Will Weaver, Barrett Wilkes,

Juniors (30): Ismail Abdunafi, Kevin Bray, Chris Byrd, Chris Callaway, Garrett Cranford, Michael Cullen, Chance Darley, Gerald Davis, Jos Edison, Jeffrey Felton, Chad Gallahan, Shawn Harris, Travis Harrison, Jeramie Holifield, George Jackson, Maurice Leggett, Bo May, William Montford, Scott Palmer, Zach Parker, Josh Rayam, Carlos Russell, Davis Russell, C.A. Sanders, Paul Streacker, Michael Terry, Derek Tharpe, Raymond Thomas, Paul Tolbert, James Williams

Sophomores (18): Thomas Arnold, Steve Betros, Chad Bryant, Jermel Daniels, Lavarus Dollar, Robert Gallaird, Jared Guberman, Everett Kitchens, Decaris Leeks, Davis Nall, Donnie Powell, Tucker Pruitt, Sherard Reynolds, Dedic Smith, Fabian Whyly, Eric Williams, Zachary Williams, Markeith Wylie

Freshmen (20): Melvin Black, Patrick Bradley, Jamarian Brown, Jeremy Brown, Dan Burdette, Jamaal Clark, Dezric Dugger, Kyle Fox, Jerrell Griffin, Jotis Head, Cedric Jones, Chris Lewis, Lionel Mapp, Joseph McCauley, Will McPherson, Teddy Morris, Ivory Pitts, Corey Renella, Gordon Steele, Deon Williams

Starters Returning	13
Offense	7
Defense	5
Special Teams	1
Lettermen Returning	56
Newcomers	31

2006 BLAZER FOOTBALL



#1 JEFFREY FELTON

5-9, 165, Junior, Wide Receiver
Cordele, Ga. (Crisp County)

AS A SOPHOMORE IN 2005: Played in all 12 of the Blazers' games ... Started the first four games of the season ... Caught 24 passes, tied for eight on the Blazer squad ... Tallied 288 yards, a 12.0 yards per catch average ... Scored one touchdown, at West Alabama on Oct. 15 ... Also had a season-best five receptions and 107 yards against the Tigers ... Returned nine kick offs for 169 yards, including a long of 32 against North Alabama Nov. 12 ... Returned four punts for 25 yards, with a long of 15 yards at Delta State Oct. 1 ... Recorded four receptions for 36 yards against Albany State in the home opener Sept. 3 ... Had three catches at Harding Sept. 17 and two against Fort Valley State Aug. 27, Ouachita Baptist Sept. 10 and Central Arkansas Sept. 24.



AS A FRESHMAN IN 2004:

Played in four of the Blazers' 14 games ... Caught 10 passes for 171 yards ... Scored two touchdowns, one at Ouachita Baptist Sept. 11 and the second a week later against Harding ... Recorded four receptions against the Tigers Sept. 18 for 43 yards ... Registered three catches and 87 yards against Ouachita ... Also had three catches at Albany State on Sept. 4.



#2 MAURICE LEGGETT

6-0, 180, Junior, Safety
Pittsburgh, Pa. (Mt. Zion)

AS A SOPHOMORE IN 2005: Played in 11 of the Blazers' 12 games ... Registered six starts ... Tied for 13th on the squad with 27 tackles ... Tallied 19 solo tackles and eight assists ... Recorded five tackles for loss for a total of 19 yards ... Registered one sack for a nine yard loss ... Had one interception on the season against Henderson State Oct. 8 ... Returned the interception 60 yards for a touchdown ... Also blocked a punt and returned it for a touchdown against the Reddies ... Registered a season-best five tackles against Henderson State on Oct. 8.

AS A FRESHMAN IN 2004: Played in 12 of the Blazers' 14 games ... Registered 34 tackles on the season, tied for 14th best on the squad ... Recorded 24 solo tackles and 10 assists ... Registered one quarterback hurry and also had one forced fumble ... Tallied a career-high six tackles at Ouachita Baptist Sept. 11 ... Had five tackles against West Alabama Oct. 16 ... Registered two tackles in the national championship victory against Pittsburg State Dec. 11.



#4 TYLER AURANDT

5-10, 163, Senior, Wide Receiver
Atlanta, Ga. (Greater Atlanta Christian)

AS A JUNIOR IN 2005: Played in nine of the Blazers' 12 games ... Started four games ... Recorded 21 receptions on the season, ninth-best on the squad ... Totaled 157 yards, a 7.5 yards per catch average ... Twice had four catches in a game, against Ouachita Baptist Sept. 10 and against West Georgia Nov. 5 ... Had a season-high 42 receiving yards in the West Georgia contest ... Tallied three receptions at Harding Sept. 17 and at West Alabama Oct. 15 ... Returned five punts for 4 yards.

AS A SOPHOMORE IN 2004: Saw action in 10 of the Blazers' 14 contests ... Tallied 19 receptions for 208 yards ... Averaged 10.9 yards per catch ... Recorded five catches and a season-best 92 yards at Ouachita Baptist Sept. 11 ... Registered a personal-best 52 yard reception against the Tigers ... Had three catches at West Georgia Nov. 6 ... Tallied two catches for 18 yards in the national championship victory over Pittsburg State on Dec. 11.

AS A FRESHMAN IN 2003: Played in just two games ... Caught three passes for 32 yards ... Tallied one reception against Ouachita Baptist Oct. 4 and two at Arkansas Tech Nov. 8.



#6 ERIC WILLIAMS

5-11, 181, Sophomore, Rover
Valdosta, Ga. (Valdosta)

AS A FRESHMAN IN 2005: Played in eight of the Blazers' 12 games, all in a reserve role ... Registered 13 tackles on the season ... Had eight solo tackles and five assists ... Recorded a season-best four tackles against Henderson State Oct. 8, including three solos ... Also had three solo tackles against North Alabama Nov. 12 ... Recovered a fumble against Ouachita Baptist Sept. 10.



#10 SHERARD REYNOLDS

5-10, 175, Sophomore, Wide Receiver
Moultrie, Ga. (Colquitt County)


AS A FRESHMAN IN 2005: Made an immediate impact on the Blazer receiving corps ... Played in all 12 Blazer games, making six starts ... Tallied 38 receptions, third-best on the squad ... Totaled 650 receiving yards, tops among all Blazer players, for a 17.1 yards per catch average ... Scored a team-high seven touchdowns ... Caught a pass in 10-of-12 games ... Registered a career-high six catches at Southern Arkansas Oct. 29 ... Also had two touchdowns against the Muleriders ... Also had two touchdowns at Delta State Oct. 1 (five catches, 85 yards) and against Henderson State Oct. 8 (five catches, 112 yards) ... Tallied a personal-best 194 receiving yards in the Southern Arkansas game ... Also found the end zone against Central Arkansas Sept. 24 ... Ran the ball four times for 32 yards ... Returned 16 kickoffs for 391 yards.



#11 BARRETT WILKES

5-11, 184, Senior, Quarterback
Valdosta, Ga. (Lowndes)

AS A JUNIOR IN 2005: Played in 11 of 12 games, despite battling injuries most of the year ... Completed 266 of 376 passes, a completion percentage of 71.0% ... Threw 16 touchdowns and was picked off 13 times ... Registered 2,668 yards through the air ... Completed 33-of-54 passes for 300 yards and a touchdown at Harding Sept. 17 ... Completed a season-best 34 passes, out of 44 attempts, against Ouachita Baptist Sept. 10 ... Registered three touchdown passes in a game three times during the season, against Albany State Sept. 3, Henderson State Oct. 8 and at West Alabama Oct. 15 ... Tallied a season-high 338 yards passing in the West Alabama game ... Carried the ball 77 times, picking up 35 yards ... Had two touchdowns and 244 yards passing, completing 22-of-27 passes, against Fort Valley State in the season opener.



AS A SOPHOMORE IN 2003: Played in all 12 Blazer games ... Completed 272 of 431 passes for 3,269 yards ... Threw 26 touchdowns against just nine interceptions ... Tossed five touchdown passes at West Alabama Oct. 25 ... Recorded four touchdown passes at Florida Atlantic Sept. 6 and against Ouachita Baptist Oct. 4 ... Completed 25-of-42 passes for 456 yards in the West Alabama contest ... Had 381 yards passing in the win over Florida Atlantic ... Also topped the 300-yard mark with 306 against Ouachita, 328 against West Georgia Nov. 15 and 311 against Carson-Newman Nov. 22 ... Lost 49 yards rushing on 56 carries.

AS A FRESHMAN IN 2002: Played in five games ... Completed 25 of 38 passes for 271 yards ... Threw one touchdown, against Arkansas Tech Nov. 9 ... Carried the ball eight times for a loss of 16 yards.



#12 TUCKER PRUITT

6-0, 180, Junior, Quarterback
Fitzgerald, Ga. (Fitzgerald)

AS A SOPHOMORE IN 2005: Appeared in four games, all in a reserve role ... completed five of 23 passes ... Threw one touchdown and three interceptions ... Tallied 117 yards through the air ... Registered only touchdown at Southern Arkansas Oct. 29, a 47-yard completion ... Recorded two complete passes against West Georgia Nov. 5 ... Carried the ball nine times for a one yard loss.



#15 CLAY CALLAWAY

6-2, 189, Junior, Wide Receiver/Quarterback
Watkinsville, Ga. (Oconee County)

AS A SOPHOMORE IN 2005: Played in all 12 games, starting five at a wide receiver spot ... Caught 24 passes

for 299 yards ... Registered two touchdowns ... Found the endzone against Henderson State Oct. 8 and versus North Alabama Oct. 20 ... Caught four passes for 33 yards in the Henderson State contest ... Had a season-high 54 yards receiving at Southern Arkansas Oct. 29 ... Completed only passing attempt of the year, a 26-yard reception at Delta State Oct. 1 ... Carried the ball three times without picking up yardage ... Recorded three receptions at Harding Sept. 17, in the Delta State contest, in both North Alabama games and at Southern Arkansas.



AS A FRESHMAN IN 2004: Played in 13 of the Blazers' 14 games ... Hauled in 20 catches for 150 yards ... Recorded one touchdown, against Southern Arkansas Oct. 30 ... Tallied three receptions at Henderson State Oct. 9 and against Carson-Newman Nov. 20 ... Registered two catches in five contests ... Carried the ball three times for 17 yards and a touchdown ... Scored on a 22-yard run in the season opener at Albany State Sept. 4 ... Completed only pass of the season, a 52-yard gain at Ouachita Baptist Sept. 11.



#19 SHAWN HARRIS

5-8, 157, Junior, Cornerback
Blakely, Ga. (Early County)

AS A SOPHOMORE IN 2005: Started all 12 games at the cornerback position ... Registered 46 tackles, fourth-best on the squad ... Tallied 35 solo tackles and 11 assists ... Had a season-best nine tackles at Harding Sept. 17 ... Registered seven solo tackles and two assists in that game ... Had five solo tackles against North Alabama Nov. 12 ... Recorded four quarterback hurries on the year, including two against Henderson State Oct. 8 ... Had one forced fumble and three fumble recoveries on the year ... Blocked a punt in the Henderson State game, which he returned 26 yards.

AS A FRESHMAN IN 2004: Played in eight games, all in a reserve role ... Registered 18 tackles on the year, 12 solos and six assists ... Registered a season-high five tackles, including four solo tackles, at Ouachita Baptist Sept. 11 ... Had four stops against Carson-Newman Nov. 20.

2006 BLAZER FOOTBALL



#20 CHAD BRYANT

6-1, 175, Sophomore, Running Back
Vienna, Ga. (Dooly County)

AS A FRESHMAN IN 2005: Played in six games, all in a reserve role ... Carried the ball 13 times for 22 yards, a 1.7 yards per carry average ... Scored one touchdown, against Ouachita Baptist Sept. 10 ... Caught three passes for 17 yards ... Tallied two receptions against Fort Valley State Aug. 27 ... Had seven carries for nine yards in the Ouachita contest.



#21 THOMAS ARNOLD

5-11, 175, Sophomore, Running Back
Adel, Ga. (Cook)

AS A FRESHMAN IN 2005: Played in seven games as a reserve ... Carried the ball seven times for nine yards ... Caught six passes for 65 yards and a touchdown ... Had two receptions for 54 yards and a score against Ouachita Baptist Sept. 10 ... Caught three passes for 14 yards at Harding Sept. 17 ... Returned four



kick offs for 53 yards ... Registered three kick returns for 44 yards in the Ouachita contest.



#23 KEVIN ADKINS

5-9, 185, Senior, Rover
Montezuma, Ga. (Macon County)

AS A JUNIOR IN 2005: Played in 11 games, making five starts ... Tallied 27 tackles ... Registered 22 solo stops and five assists ... Had two pass break ups, one against Fort Valley State Aug. 27 and the other versus Henderson State Oct. 8 ... Registered six stops, including five solos, against North Alabama Oct. 20 ... Had four tackles, two solos, against the Lions Nov. 12 ... Recorded three tackles on four occasions.

AS A SOPHOMORE IN 2004: Played in six games, all as a back up ... Had 13 tackles, including seven solo stops ... Registered five stops at Central

Arkansas Sept. 25 ... Recorded three tackles at Ouachita Baptist Sept. 11 ... Registered one quarterback hurry, in the Central Arkansas game.

AS A FRESHMAN IN 2003: Played in just one game, tallying a pass break up against West Georgia Nov. 15.



#28 TRAVIS TAYLOR

5-11, 170, Senior, Wide Receiver
Vienna, Ga. (Dooly County)

AS A JUNIOR IN 2005: Played in all 12 games, making seven starts ... Caught 29 passes, sixth-best on the squad ... Tallied 264 yards receiving, a 7.3 yards per catch average ... Scored three touchdowns ... Found the end zone against Albany State Sept. 3, versus Ouachita Baptist Sept. 10 and against Henderson State Oct. 8 ... Caught a season-high five passes versus Fort Valley State Aug. 27 and at Harding Sept. 17 ... Tallied four catches in the Ouachita game and in the season finale against North Alabama Nov. 12.

AS A SOPHOMORE IN 2004: Played in 12 of the Blazers' 14 contests ... Caught 24 passes for 296 yards, an average of 12.3 yards per reception ... Registered two touchdowns on the year, one versus Delta State Oct. 2 and the second against West Chester in the Division II semifinals Dec. 4 ... Tallied five catches and 95 yards in the Delta State game ... Recorded three catches at Ouachita Baptist Sept. 11.



#29 MICHAEL TERRY

5-9, 206, Junior, Running Back
Americus, Ga. (Americus)

AS A SOPHOMORE IN 2005: Played in three games, all in a reserve roll ... Carried the ball 10 times for 45 yards ... Also caught one pass for 11 yards ... Registered eight carries and 44 yards, including a season-long rush of 36 yards, against Central Arkansas Sept. 24 ... Also tallied his one reception against the Bears ... Recorded two carries for one yard versus Henderson State Oct. 8.



#31 EVERETT KITCHENS

6-0, 172, Sophomore, Rover
Powder Springs, Ga. (McEachern)

AS A FRESHMAN IN 2005: Played in 11 games, making starts against Ouachita Baptist Sept. 10 and at Harding Sept. 17 ... Recorded 22 tackles, including 16 solos and six assisted stops ... Had one tackle for loss, a sack as a part of a season-best four tackle outing at West Alabama Oct. 15 ... Registered two interceptions on the season ... The first came in the West Alabama game and was returned 54 yards ... Also tallied a pick at Southern Arkansas Oct. 29 ... Forced a fumble at Delta State Oct. 1 and recovered a fumble at Southern Arkansas ... Tallied a pass breakup against Henderson State Oct. 8 and in the West Alabama contest ... Also blocked a kick against Harding Sept. 17.



#33 TYLER PRUITT

5-8, 175, Senior, Running Back
Fitzgerald, Ga. (Fitzgerald)

AS A JUNIOR IN 2005: Played in four games, all as a back up ... Carried the ball just one time, against Henderson State Oct. 8, without gaining any yards.

AS A SOPHOMORE IN 2004: Played in just one game ... Recorded one carry for 19 yards against Southern Arkansas Oct. 30.



#34 SCOTT PALMER

5-11, 229, Junior, Running Back
Dacula, Ga. (Central Gwinnett)

AS A SOPHOMORE IN 2005: Played in nine games, with two starts ... Carried the ball one time, picking up two yards against Henderson State Oct. 8 ... Also tallied two receptions for 10 yards ... Had one catch for a yard against Ouachita Baptist Sept. 10 and one catch for nine yards versus West Georgia Nov. 5 ... Returned two kickoffs for 26 yards ... Registered a 14-yard return at Southern Arkansas Oct. 29 and a 12-yard return in the West Georgia game ... Also recorded eight tackles on special teams, including a season-high two in the Henderson State game.

AS A FRESHMAN IN 2004: Played in 11 of the Blazers' 14 contests ... Carried the ball three times for six yards ... Had two rushes for four yards against West Alabama Oct. 16 and one carry for two yards against Southern Arkansas Oct. 30 ... Also made 14 tackles on special teams, including a season-best three against Harding Sept. 18.



#37 GIO BLALOCK

5-9, 198, Senior, Running Back
Dacula, Ga. (Central Gwinnett)

AS A JUNIOR IN 2005: Played in all 12 games, making four starts ...

Registered 37 tackles, including 21 solo stops and 16 assists ... Had 7.5 tackles for loss, totaling 24 yards ... Recorded one sack on the season, against West Georgia Nov. 5 ... Also had a season-high seven stops against the Braves ... Twice recorded six tackles in a game, at West Alabama Oct. 15 and versus North Alabama Oct. 20 ... Forced a fumble at Southern Arkansas Oct. 29 ... Returned an interception 17 yards at Harding Sept. 17 ... Recovered one fumble on the season, against Ouachita Baptist Sept. 10.



AS A SOPHOMORE IN 2004: Played in all 14 Blazer games, making nine starts ... Registered 47 tackles ... Had 24 solo tackles and 23 assisted ... Registered 1.5 tackles for loss ... Recovered a fumble against Carson-Newman Nov. 20 ... Had a personal-best eight tackles against Carson-Newman ... Registered five tackles in a game on three occasions, at Central Arkansas Sept. 25, versus Delta State Oct. 2 and against Southern Arkansas Oct. 30 ... Recorded one quarterback hurry, at Ouachita Baptist Sept. 11.

AS A FRESHMAN IN 2003: Played in all 12 games, all as a back-up ... Tallied 20 tackles, with 12 solo stops and eight assists ... Had 3.5 tackles for loss ... Recovered two fumbles, including one returned 31 yards against Albany State Aug. 30 ... Had a season-best four tackles against Ouachita Baptist Oct. 4 ... Broke up two passes, one each against North Alabama Nov. 1 and versus West Georgia Nov. 15.



#39 DALE SMITH

6-2, 200, Senior, Cornerback
Bainbridge, Ga. (New Mexico Military)

AS A JUNIOR IN 2005: Played in just one game, at Delta State Oct. 1, without recording any stats.



#44 LAVARUS DOLLAR

6-2, 226, Sophomore, Linebacker
Orlando, Fla. (Edgewater)

AS A FRESHMAN IN 2005: Played in 10 games ...

Made starts against Henderson State Oct. 8 and at West Alabama Oct. 15 ... Recorded 45 tackles on the season, fifth-best on the team ... Registered a season-best eight stops at Southern Arkansas Oct. 29 ... Had seven stops versus Ouachita Baptist Sept. 10 and against Henderson State Oct. 8 ... Recorded two tackles for loss on the season ... Had only sack against West Georgia Nov. 5 ... Recovered a fumble at Delta State Oct. 1.



#46 STEVE BETROS

5-11, 215, Sophomore, Linebacker
Jacksonville, Fla. (Bartram Trail)

AS A FRESHMAN IN 2005: Played in two games, both times in a back-up role ... Recorded one tackle on the season, against North Alabama Nov. 12 ... Also saw action against Fort Valley State in the season-opener Aug. 27.

2006 BLAZER FOOTBALL



#47 TRAVIS HARRISON

5-8, 215, Junior, Defensive End
Jesup, Ga. (Bradwell Institute)

AS A SOPHOMORE IN 2005: Played in two games, both times as a reserve ... Registered two tackles on the season, both for a loss ... Had first stop against Henderson State Oct. 8 for a one-yard loss ... Also recorded a tackle against West Georgia Nov. 5, for a two-yard loss.



#48 WILLIAM MONTFORD

5-11, 215, Junior, Linebacker
Cordele, Ga. (Crisp County)

AS A SOPHOMORE IN 2005: Played in six games, starting all six ... Tallied 31 tackles ... Registered 17 solo tackles and 14 assists ... Had a season high eight stops at Harding Sept. 17 ... Recorded six stops versus Central Arkansas Sept. 24 ... Also had one fumble recovery versus the Bears ... Tallied five stops on two different occasions, against Albany State Sept. 3 and at Delta State Oct. 1.



AS A FRESHMAN IN 2004: Played in all 14 Blazer games, with only start coming at Henderson State Oct. 9 ... Registered 42 tackles ... Tallied 14 solo tackles and 28 assists ... Had one tackle for loss ... Registered eight tackles at North Alabama Oct. 23 ... Recorded five tackles against Southern Arkansas Oct. 30 ...

Finished with four tackles on three occasions, at Henderson State, against Carson-Newman Nov. 20 and at Albany State Nov. 27 ... Registered one quarterback hurry and two pass break-ups.



#49 FABIAN WHYLLY

6-1, 230, Sophomore, Linebacker
Orlando, Fla. (Edgewater)

Played in six games, starting one time against Harding Sept. 18 ... Registered 13 tackles, including nine solos and four assists ... Recorded one sack on the season, in the Harding contest ... Forced a fumble at Ouachita Baptist Sept. 11 ... Tallied a career-high four tackles against the Tigers ... Had three tackles at Albany State Sept. 4 ... Recorded two tackles on two occasions ... Registered two quarterback hurries and one pass break up on the year.



#52 MICHAEL CULLEN

6-0, 240, Junior, Linebacker
Atlanta, Ga. (East Tennessee State)

AS A SOPHOMORE IN 2005: Played in 11 of the Blazers' 12 games ... Started four of the contests ... Registered 48 tackles, third-best on the squad and tops among returning players ... Had nine tackles at West Alabama Oct. 15 ... Recorded eight tackles versus West Georgia Nov. 5 ... Tallied six stops against North Alabama Oct. 20 and five against the Lions Nov. 12 ... Had 3.5 tackles for loss, including three against Henderson State Oct. 8 ... Also registered only sack of the season against the Reddies, for a ten yard loss ... Had one quarterback hurry on the year, in the second game against North Alabama.



#55 CARLOS RUSSELL

6-1, 253, Junior, Defensive Tackle
Cordele, Ga. (Georgia Military)

AS A SOPHOMORE IN 2005: Played in all 12 games, all in a reserve role ... Registered 33 tackles on the year, 15 solos and 18 assists ... Had six tackles against North Alabama Nov. 12 ... Tallied four stops on three occasions, versus Ouachita Baptist Sept. 10, at Delta State Oct. 1 and at Southern Arkansas Oct. 29 ... Recorded 2.5 tackles for loss on the year ... Registered three quarterback hurries and one pass break up.



#56 GERALD DAVIS

6-4, 300, Junior, Offensive Tackle
Greensboro, Ga. (Greene County)

AS A SOPHOMORE IN 2005: Played in four games, starting all four ... Saw action against Fort Valley State Aug. 27, at Harding Sept. 17, at West Alabama Oct. 15 and at Southern Arkansas Oct. 29.

AS A FRESHMAN IN 2004: Played in two games, starting both ... Played at Ouachita Baptist Sept. 11 and at Henderson State Oct. 9.



#58 PAUL STREACKER

6-2, 250, Junior, Center
Destin, Fla. (Fort Walton Beach)

AS A SOPHOMORE IN 2005: Played in four games, starting three of them ... Started versus Fort Valley State Aug. 27, at Harding Sept. 17, at West Alabama Oct. 15 and played in a reserve role at Southern Arkansas Oct. 29.

AS A FRESHMAN IN 2004: Played in one game, seeing action as a reserve at Ouachita Baptist Sept. 11.

2006 BLAZER FOOTBALL



#59 WILL WEAVER

5-10, 215, Senior, Deep Snapper
Houston, Miss. (Itawamba CC)

AS A JUNIOR IN 2005: Played in four games, all in a reserve role ... Saw action against Fort Valley State Aug. 27, at West Alabama Oct. 15, at Southern Arkansas Oct. 29 and versus West Georgia Nov. 5 ... Tallied two tackles, one against West Alabama and the other versus West Georgia.



#64 JOS EDISON

6-3, 250, Junior, Offensive Tackle
Blakely, Ga. (Early County)

AS A SOPHOMORE IN 2005: Played in two games, both times as a reserve ... Saw action against Fort Valley State Aug. 27 and at Southern Arkansas Oct. 29.

AS A FRESHMAN IN 2004: Played in one game, seeing action as a reserve at Ouachita Baptist Sept. 11.



#61 C.A. SANDERS

6-0, 275, Junior, Offensive Guard
Moultrie, Ga. (Colquitt County)

AS A SOPHOMORE IN 2005: Played in four games, starting all four of them ... Played against Fort Valley State Aug. 27, at Harding Sept. 17, at West Alabama Oct. 15 and at Southern Arkansas Oct. 29.



#62 JERMEL DANIELS

6-3, 310, Sophomore, Defensive Lineman
Thomasville, Ga. (Thomas County Central)

AS A FRESHMAN IN 2005: Played in four games, all in a reserve roll ... Saw action against Albany State Sept. 3, versus Ouachita Baptist Sept. 10 and against North Alabama Oct. 20 ... Registered five tackles on the year ... Had one solo tackle and four assists ... Tallied one sack, in the Albany State contest ... Recorded two tackles against both Albany State and Ouachita Baptist.



#65 DAVIS NALL

6-3, 270, Sophomore, Offensive Tackle
Duluth, Ga. (Buford)

AS A FRESHMAN IN 2005: Played in one game, against Fort Valley State in the season opener Aug. 27.



#66 DECARIS LEEKS

6-3, 285, Sophomore, Offensive Guard
Cairo, Ga. (Cairo)

AS A FRESHMAN IN 2005: Played in three games, starting two of them ... Cracked the starting lineup at Harding Sept. 17 and at Southern Arkansas Oct. 29 ... Saw action as a back up in the season opener against Fort Valley State Aug. 27.

2006 BLAZER FOOTBALL



#81 DEDRIC SMITH

5-11, 185, Sophomore, Wide Receiver
Hawkinsville, Ga. (Hawkinsville)

AS A FRESHMAN IN 2005: Played in six games, all as a reserve ... Caught seven passes for 54 yards, a 7.7 yards per catch average ... Tallied two touchdowns on the season ... Found the endzone against Albany State Sept. 3 and at West Alabama Oct. 15 ... Recorded two receptions against Ouachita Baptist Sept. 10 and versus Central Arkansas Sept. 24.



#82 DEREK THARPE

6-3, 190, Junior, Wide Receiver
Warner Robins, Ga. (Wake Forest)

AS A SOPHOMORE IN 2005: Made an immediate impact on the Blazer squad ... Played in all 12 games, starting the first four of the season ... Caught 44 passes, tops on the VSU team ... Was second on the squad with 501 yards receiving, an 11.4 average ... Registered one touchdown, against Albany State Sept. 3 ... Twice caught six passes in a game ... First occurrence came at Harding Sept. 17, for a season-high 88 yards ... Also had six receptions, for 71 yards, against West Georgia Nov. 5 ... Had five catches against Ouachita Baptist Sept. 10 and versus Henderson State Oct. 8 ... Recorded four catches on three occasions.



#85 ZACH PARKER

6-4, 230, Junior, Tight End
Valdosta, Ga. (Lowndes)

AS A SOPHOMORE IN 2005: Played in all 12 Valdosta State contests, recording a reception in each game ...

Ranked second on the team with 42 catches ... Registered 456 yards for a 10.9 yard per catch average ... Was also second on the team with four touchdown receptions ... Recorded a career-high seven catches against West Georgia for 57 yards on Nov. 5 ... Registered a career-best 27-yard reception at West Alabama Oct. 15 en route to a career-high 62 yards on four receptions ... Tallied a personal-best two touchdowns in the season opener against Fort Valley State Aug. 27 ... Also found the endzone at Harding Sept. 17 and in the West Alabama game.



AS A FRESHMAN IN 2004:

Played in 13 of the Blazers' 14 games ... Recorded 34 receptions for 297 yards and an 8.7 yard per catch average ... Tallied two touchdowns, at


Central Arkansas Sept. 25 and vs. Pittsburgh State in the national championship victory Dec. 11 ... Registered a season-best six catches at Henderson State Oct. 9 ... Opened the season with a season-high 56 yards, including a 24-yard gain, at Albany State Sept. 4 ... Recorded a reception in 12 of 13 contests played in.



#91 KELVIN ROBERTS

6-2, 240, Senior, Defensive End
Valdosta, Ga. (Reedley JC)

AS A JUNIOR IN 2005: Played in all 12 games, all as a reserve ... Recorded 22 tackles on the season ... Had 19 solo stops and three assists ... Recorded 8.5 tackles for loss, totaling 38 yards ... Had four sacks ... Forced two fumbles, both at West Alabama Oct. 15 ... Also registered a season-high four tackles against the Tigers ... Tallied two quarterback hurries and broke up three passes ... Also blocked one kick on the season, against Central Arkansas Sept. 24 ... Had three tackles at Delta State Oct. 1 and versus North Alabama Nov. 12 ... Had two tackles in four different games.



2006 BLAZER FOOTBALL

CAREER STATISTICS

#1 Jeffrey Felton's Career Receiving Stats

Year	G	REC	YDS	YPR	TD	LONG	YPG
2004	4	10	171	17.1	2	68	42.8
2005	12	24	288	12.0	1	39	24.0
Totals	16	34	459	13.5	3	68	28.7

#2 Maurice Leggett's Career Defensive Stats

Year	G	UT	AT	TOT	SK	TFL	FF	FR	INT	QBH	PB
2004	12	24	10	34	0.0	0.0	1	0	0	1	0
2005	12	19	8	27	1.0	6.0	0	1	1	0	0
Totals	24	43	18	61	1.0	6.0	1	1	1	1	0

#4 Tyler Aurandt's Career Receiving Stats

Year	G	REC	YDS	YPR	TD	LONG	YPG
2003	2	3	32	10.7	0	20	16.0
2004	10	19	208	10.9	0	52	20.8
2005	9	21	157	7.5	0	29	17.4
Totals	21	43	397	9.2	0	52	18.9

#6 Eric Williams' Career Defensive Stats

Year	G	UT	AT	TOT	SK	TFL	FF	FR	INT	QBH	PB
2005	8	8	5	13	0.0	0.0	0	1	0	0	0
Totals	8	8	5	13	0.0	0.0	0	1	0	0	0

#10 Sherard Reynolds' Career Rushing Stats

Year	G	ATT	GAIN	LOSS	NET	YPC	TD	LONG	YPG
2005	12	4	40	8	32	8.0	0	25	2.7
Totals	12	4	40	8	32	8.0	0	25	2.7

#10 Sherard Reynolds' Career Receiving Stats

Year	G	REC	YDS	YPR	TD	LONG	YPG
2005	12	38	650	17.1	7	67	54.2
Totals	12	38	650	17.1	7	67	54.2

#11 Barrett Wilkes' Career Passing Stats

Year	G	ATT	COMP	PCT	INT	TD	LONG	YDS	YPG
2002	5	25	38	65.8	2	1	44	271	54.2
2003	12	431	272	63.1	9	26	65	3269	272.4
2005	11	376	266	70.7	13	16	47	2668	242.5
Totals	28	832	576	69.0	24	43	65	6208	221.7

#11 Barrett Wilkes' Career Rushing Stats

Year	G	ATT	GAIN	LOSS	NET	YPC	TD	LONG	YPG
2002	5	8	29	45	-16	-2.0	0	23	-3.2
2003	12	56	136	185	-49	-0.9	1	19	-4.1
2005	11	77	262	227	35	0.5	4	17	3.2
Totals	28	141	427	457	-30	-0.2	5	23	-1.1

#12 Tucker Pruitt's Career Passing Stats

Year	G	ATT	COMP	PCT	INT	TD	LONG	YDS	YPG
2005	4	23	5	21.7	3	1	47	117	29.3
Totals	4	23	5	21.7	3	1	47	117	29.3

#15 Clay Callaway's Career Passing Stats

Year	G	ATT	COMP	PCT	INT	TD	LONG	YDS	YPG
2004	13	1	1	100.0	0	0	52	52	4.0
2005	12	1	1	100.0	0	0	26	26	2.2
Totals	25	2	2	100.0	0	0	52	78	3.1

#15 Clay Callaway's Career Rushing Stats

Year	G	ATT	GAIN	LOSS	NET	YPC	TD	LONG	YPG
2004	13	3	28	11	17	5.7	1	22	1.3
2005	12	3	6	6	0	0.0	0	4	0.0
Totals	25	6	34	17	17	2.8	1	22	0.7

#15 Clay Callaway's Career Receiving Stats

Year	G	REC	YDS	YPR	TD	LONG	YPG
2004	13	20	150	7.5	1	27	11.5
2005	12	24	299	12.5	2	36	24.9
Totals	25	44	449	10.2	3	36	18.0

#19 Shawn Harris' Career Defensive Stats

Year	G	UT	AT	TOT	SK	TFL	FF	FR	INT	QBH	PB
2004	8	12	6	18	0.0	0.0	0	0	0	0	0
2005	12	35	11	46	0.0	2.0	1	3	2	0	4
Totals	20	47	17	64	0.0	2.0	1	3	2	0	4

#20 Chad Bryant's Career Rushing Stats

Year	G	ATT	GAIN	LOSS	NET	YPC	TD	LONG	YPG
2005	6	13	30	8	22	1.7	1	6	3.7
Totals	6	13	30	8	22	1.7	1	6	3.7

#20 Chad Bryant's Career Receiving Stats

Year	G	REC	YDS	YPR	TD	LONG	YPG
2005	6	3	17	5.7	0	13	2.8
Totals	6	3	17	5.7	0	13	2.8



2006 BLAZER FOOTBALL

#21 Thomas Arnold's Career Rushing Stats

Year	G	ATT	GAIN	LOSS	NET	YPC	TD	LONG	YPG
2005	7	7	15	6	9	1.3	0	6	1.3
Totals	7	7	15	6	9	1.3	0	6	1.3

#21 Thomas Arnold's Career Receiving Stats

Year	G	REC	YDS	YPR	TD	LONG	YPG
2005	7	6	65	10.8	1	56	9.3
Totals	7	6	65	10.8	1	56	9.3

#23 Kevin Adkins's Career Defensive Stats

Year	G	UT	AT	TOT	SK	TFL	FF	FR	INT	QBH	PB
2003	1	0	0	0	0.0	0.0	0	0	0	0	1
2004	6	7	6	13	0.0	2.0	0	0	0	1	0
2005	11	22	5	27	0.0	2.0	0	0	0	0	2
Totals	18	29	11	40	0.0	4.0	0	0	0	1	3

#28 Travis Taylor's Career Receiving Stats

Year	G	REC	YDS	YPR	TD	LONG	YPG
2004	12	24	296	12.3	2	68	24.7
2005	12	29	264	9.1	3	24	22.0
Totals	24	53	560	10.6	5	68	23.3

#29 Michael Terry's Career Rushing Stats

Year	G	ATT	GAIN	LOSS	NET	YPC	TD	LONG	YPG
2005	3	10	53	8	45	4.5	0	36	15.0
Totals	3	10	53	8	45	4.5	0	36	15.0

#29 Michael Terry's Career Receiving Stats

Year	G	REC	YDS	YPR	TD	LONG	YPG
2005	3	1	11	11.0	0	11	3.7
Totals	3	1	11	11.0	0	11	3.7

#31 Everett Kitchens' Career Defensive Stats

Year	G	UT	AT	TOT	SK	TFL	FF	FR	INT	QBH	PB
2005	11	16	6	22	1.0	1.0	1	1	2	0	2
Totals	11	16	6	22	1.0	1.0	1	1	2	0	2

#33 Tyler Pruitt's Career Rushing Stats

Year	G	ATT	GAIN	LOSS	NET	YPC	TD	LONG	YPG
2004	1	1	19	0	19	19.0	0	19	19.0
2005	4	1	0	0	0	0.0	0	0	0.0
Totals	5	2	19	0	19	9.5	0	19	3.8

#34 Scott Palmer's Career Rushing Stats

Year	G	ATT	GAIN	LOSS	NET	YPC	TD	LONG	YPG
2004	11	3	6	0	6	2.0	0	4	0.5
2005	9	1	2	0	2	2.0	0	2	0.2
Totals	20	4	8	0	8	2.0	0	4	0.4

#34 Scott Palmer's Career Receiving Stats

Year	G	REC	YDS	YPR	TD	LONG	YPG
2005	9	2	10	5.0	0	9	1.1
Totals	9	2	10	5.0	0	9	1.1



#37 Gio Blalock's Career Defensive Stats

Year	G	UT	AT	TOT	SK	TFL	FF	FR	INT	QBH	PB
2003	12	12	8	20	0.0	3.5	0	2	0	0	2
2004	14	24	23	47	0.0	1.5	0	1	0	1	0
2005	12	21	16	37	1.0	8.0	1	1	1	0	0
Totals	38	57	47	104	1.0	13.0	1	4	1	1	2

#47 Travis Harrison's Career Defensive Stats

Year	G	UT	AT	TOT	SK	TFL	FF	FR	INT	QBH	PB
2005	2	2	0	2	0.0	2.0	0	0	0	0	0
Totals	2	2	0	2	0.0	2.0	0	0	0	0	0

#49 Fabian Whyly's Career Defensive Stats

Year	G	UT	AT	TOT	SK	TFL	FF	FR	INT	QBH	PB
2004	6	9	4	13	1.0	1.0	1	0	0	2	1
Totals	6	9	4	13	1.0	1.0	1	0	0	2	1

#44 Lavarus Dollar's Career Defensive Stats

Year	G	UT	AT	TOT	SK	TFL	FF	FR	INT	QBH	PB
2005	10	23	22	45	1.0	2.0	0	1	0	0	0
Totals	10	23	22	45	1.0	2.0	0	1	0	0	0

#48 William Montford's Career Defensive Stats

Year	G	UT	AT	TOT	SK	TFL	FF	FR	INT	QBH	PB
2004	14	14	28	42	0.0	1.0	0	0	0	1	2
2005	6	17	14	31	0.0	1.0	0	1	0	0	0
Totals	20	31	42	73	0.0	2.0	0	1	0	1	2

2006 BLAZER FOOTBALL

#52 Michael Cullen's Career Defensive Stats

Year	G	UT	AT	TOT	SK	TFL	FF	FR	INT	QBH	PB
2005	11	23	25	48	1.0	4.0	0	0	0	1	0
Totals	11	23	25	48	1.0	4.0	0	0	0	1	0

#55 Carlos Russell's Career Defensive Stats

Year	G	UT	AT	TOT	SK	TFL	FF	FR	INT	QBH	PB
2005	12	15	18	33	0.0	4.0	0	0	0	3	1
Totals	12	15	18	33	0.0	4.0	0	0	0	3	1

#62 Jermel Daniels' Career Defensive Stats

Year	G	UT	AT	TOT	SK	TFL	FF	FR	INT	QBH	PB
2005	3	1	4	5	1.0	1.0	0	0	0	0	0
Totals	3	1	4	5	1.0	1.0	0	0	0	0	0

#81 Detric Smith's Career Receiving Stats

Year	G	REC	YDS	YPR	TD	LONG	YPG
2005	6	7	54	7.7	2	23	9.0
Totals	6	7	54	7.7	2	23	9.0

#82 Derek Tharpe's Career Receiving Stats

Year	G	REC	YDS	YPR	TD	LONG	YPG
2005	12	44	501	11.4	1	30	41.8
Totals	12	44	501	11.4	1	30	41.8

#85 Zach Parker's Career Receiving Stats

Year	G	REC	YDS	YPR	TD	LONG	YPG
2004	13	34	297	8.7	2	24	22.8
2005	12	42	456	10.9	4	27	38.0
Totals	25	76	753	9.9	6	27	30.1

#91 Kelvin Roberts' Career Defensive Stats

Year	G	UT	AT	TOT	SK	TFL	FF	FR	INT	QBH	PB
2005	12	19	3	22	4.0	9.0	2	2	0	2	3
Totals	12	19	2	22	4.0	9.0	2	2	0	2	3



2006 BLAZER FOOTBALL

2006 ALPHABETICAL ROSTER

No.	Name	Pos.	Ht.	Wt.	Class	Hometown (Previous School)
92	Ismail Abdunafi	DL	6-2	315	Jr.	Elizabeth, N.J. (Bakersfield)
23	Kevin Adkins	ROV	5-9	185	Sr.	Montezuma, Ga. (Macon County)
42	Rashad Allen	LB	5-11	205	Fr.	Elbertson, Ga. (Elbert County)
21	Thomas Arnold	RB	5-11	175	So.	Adel, Ga. (Cook)
4	Tyler Aurandt	WR	5-10	163	Sr.	Atlanta, Ga. (Greater Atlanta Christian)
90	Joshua Bass	DL	6-4	250	Jr.	Savannah, Ga. (Fort Valley State)
46	Steve Betros	LB	5-11	215	So.	Jacksonville, Fla. (Bartram Trail)
97	Melvin Black	DL	6-3	220	Fr.	Apopka, Fla. (Apopka)
37	Gio Blalock	LB	5-9	198	Sr.	Fort Valley, Ga. (Peach County)
54	Patrick Bradley	DT	6-0	240	Fr.	Valdosta, Ga. (Lowndes)
29	Kevin Bray	DB	5-10	190	Jr.	Greenville, Ga. (Reedley JC)
20	Chad Bryant	RB	6-1	175	So.	Vienna, Ga. (Dooly County)
26	Kip Burdette	ROV	5-10	200	So.	Forsyth, Ga. (Mary Persons)
95	Chris Byrd	DE	6-4	235	Jr.	Jesup, Ga. (Reedley JC)
15	Clay Callaway	QB/WR	6-2	189	Jr.	Watkinsville, Ga. (Oconee County)
51	Jamaal Clark	LB	6-2	210	Fr.	Jonesboro, Ga. (Mt. Zion)
72	Garrett Cranford	OL	6-4	300	Jr.	Macon, Ga. (West Laurens)
13	Willie Copeland	QB	6-3	190	Jr.	Rex, Ga. (Fort Valley State)
73	Abundio Corchado	OL	6-1	288	Jr.	Chowchilla, Calif. (Merced College)
52	Michael Cullen	LB	6-0	240	Jr.	Atlanta, Ga. (East Tennessee State)
62	Jermel Daniels	DL	6-3	310	So.	Thomasville, Ga. (Thomas County Central)
30	Chance Darley	DB	5-10	180	Jr.	Savannah, Ga. (Savannah Christian)
56	Gerald Davis	OT	6-4	300	Jr.	Greensboro, Ga. (Greene County)
32	Larry Dean	DB	6-0	192	Fr.	Tifton, Ga. (Tift County)
44	Lavarus Dollar	LB	6-2	226	So.	Dublin, Ga. (Dublin)
94	Dezric Dugger	DL	6-0	240	Fr.	Columbus, Ga. (Shaw)
64	Jos Edison	OT	6-3	250	Jr.	Blakely, Ga. (Early County)
1	Jeffrey Felton	WR	5-9	165	Jr.	Cordele, Ga. (Crisp County)
74	Kyle Fox	OL	6-3	298	Fr.	Madison, Fla. (Madison County)
45	Mike Fowler	LB	5-9	228	Sr.	Sylvestor, Ga. (Worth County)
16	Chad Gallahan	K	6-2	175	Jr.	Valdosta, Ga. (Valwood)
84	Robert Gallaird	WR	6-0	175	So.	Atlanta, Ga. (Woodward Academy)
96	Matt Gonzalez	DL	6-4	265	Sr.	Tampa, Fla. (Plant)
80	Jerrell Griffin	TE	6-5	220	Fr.	Madison, Ga. (Morgan County)
35	Jared Guberman	K	5-10	190	So.	Boca Raton, Fla. (Spanish River)
19	Shawn Harris	CB	5-8	157	Jr.	Blakely, Ga. (Early County)
47	Travis Harrison	DE	5-8	215	Jr.	Jesup, Ga. (Bradwell Institute)
93	Jotis Head	DT	6-3	255	Fr.	Tucker, Ga. (Tucker)
87	Jeramie Hollifield	DL	6-5	270	Jr.	Hoover, Ala. (Northwest Mississippi)
38	Marcel Horne	LB	6-0	205	Sr.	Stone Mountain, Ga. (Middle Tennessee State)
24	George Jackson	RB	5-9	170	Jr.	Buena Vista, Ga. (Tri-County)
8	Cedric Jones	WR	6-0	180	Fr.	Waycross, Ga. (Troy)
31	Everett Kitchens	ROV	6-0	172	So.	Powder Springs, Ga. (McEachern)
66	Decaris Leeks	OG	6-3	285	So.	Cairo, Ga. (Cairo)
2	Maurice Leggett	S	6-0	180	Jr.	Pittsburgh, Pa. (Mt. Zion (Ga.))
40	Chris Lewis	DL	6-3	235	Fr.	Zebulon, Ga. (Pike County)
57	Bo May	OL	6-2	270	Jr.	Apex, N.C. (Mesabi Range CC)
49	Joseph McCauley	LB	5-10	215	Fr.	New Smyrna, Fla. (New Smyrna)
67	Will McPherson	OL	6-2	250	Fr.	Valdosta, Ga. (Lowndes)
48	William Montford	LB	5-11	215	Jr.	Cordele, Ga. (Crisp County)
77	Teddy Morris	OL	6-1	250	Fr.	Fairburn, Ga. (Sandy Creek)
65	Davis Nall	OT	6-3	270	So.	Duluth, Ga. (Buford)
34	Scott Palmer	RB	5-11	229	Jr.	Dacula, Ga. (Central Gwinnett)
85	Zach Parker	TE	6-4	230	Jr.	Valdosta, Ga. (Lowndes)
36	Greg Petty	FS	6-0	175	Sr.	Fayetteville, Ga. (Lovejoy)
89	Ivory Pitts	DE	6-1	215	Fr.	Brunswick, Ga. (Glynn Academy)
25	Donnie Powell	RB	5-10	200	So.	Ocala, Fla. (St. John Lutheran)
12	Tucker Pruitt	QB	6-0	180	So.	Fitzgerald, Ga. (Fitzgerald)
33	Tyler Pruitt	RB	5-8	177	Sr.	Fitzgerald, Ga. (Fitzgerald)
14	Josh Rayam	WR	6-2	185	Jr.	Tallahassee, Fla. (Leon)
78	Corey Renella	OL	6-2	295	Fr.	Lynn Haven, Fla. (Mosley)
10	Sherard Reynolds	WR	5-10	175	So.	Moultrie, Ga. (Colquitt County)
91	Kelvin Roberts	DE	6-2	240	Sr.	Valdosta, Ga. (Reedley JC)
22	Reshawn Robinson	RB	5-10	190	So.	Americus, Ga. (Macon County)
50	Davis Russell	C	5-11	240	Jr.	Jacksonville, Fla. (Mandarin)
61	C.A. Sanders	OG	6-0	295	Jr.	Moultrie, Ga. (Colquitt County)
76	Cory Seels	OL	6-7	329	Sr.	Tampa, Fla. (South Carolina State)
39	Dale Smith	CB	6-2	200	Sr.	Bainbridge, Ga. (New Mexico Military)
5	Daveion Smith	CB	5-10	185	Sr.	Hephzibah, Ga. (Fort Valley State)
81	Dedric Smith	WR	5-11	185	So.	Hawkinsville, Ga. (Hawkinsville)
53	Gordon Steele	OL	6-1	260	Fr.	Tallahassee, Fla. (North Florida Christian)
58	Paul Streacker	C	6-2	280	Jr.	Destin, Fla. (Fort Walton Beach)
28	Travis Taylor	WR	5-11	170	Sr.	Vienna, Ga. (Dooly County)
27	Michael Terry	RB	5-9	206	Jr.	Americus, Ga. (Americus)
9	Allan Tillman	QB	6-2	210	Sr.	Valdosta, Ga. (Auburn)
82	Derek Tharpe	WR	6-3	190	Jr.	Warner Robins, Ga. (Wake Forest)
3	Raymond Thomas	WR	5-8	175	Jr.	Cordele, Ga. (Crisp County)
68	Jerry Turner	OL	6-1	324	So.	Brunswick, Ga. (Brunswick)
83	Reggie Vickers	WR	5-10	175	Sr.	Belle Grade, Fla. (Glades Central)
59	Will Weaver	DS	5-10	215	Sr.	Houston, Miss. (Itawamba CC)
43	Fabian Whyly	LB	6-1	230	So.	Orlando, Fla. (Edgewater)
11	Barrett Wilkes	QB	5-11	184	Sr.	Valdosta, Ga. (Lowndes)
7	Deon Williams	QB	5-10	180	Fr.	Northport, Ala. (Tuscaloosa County)
6	Eric Williams	ROV	5-11	181	So.	Valdosta, Ga. (Valdosta)
63	James Williams	OL	6-2	265	Jr.	Homerville, Ga. (Clinch County)
60	Mike Williams	OL	6-1	274	Fr.	Orlando, Fla. (East Carolina)
41	Zachary Williams	K	6-0	170	So.	Canton, Ga. (Woodstock)
86	Stephen Wright	P	5-11	182	So.	Dacula, Ga. (Dacula)

2006 BLAZER FOOTBALL

2006 NUMERICAL ROSTER

No.	Name	Pos.	Ht.	Wt.	Class	Hometown (Previous School)
1	Jeffrey Felton	WR	5-9	165	Jr.	Cordele, Ga. (Crisp County)
2	Maurice Leggett	S	6-0	180	Jr.	Pittsburgh, Pa. (Mt. Zion (Ga.))
3	Raymond Thomas	WR	5-8	175	Jr.	Cordele, Ga. (Crisp County)
4	Tyler Aurandt	WR	5-10	163	Sr.	Atlanta, Ga. (Greater Atlanta Christian)
5	Daveion Smith	CB	5-10	185	Sr.	Hephzibah, Ga. (Fort Valley State)
6	Eric Williams	ROV	5-11	181	So.	Valdosta, Ga. (Valdosta)
7	Deon Williams	QB	5-10	180	Fr.	Northport, Ala. (Tuscaloosa County)
8	Cedric Jones	WR	6-0	180	Fr.	Waycross, Ga. (Troy)
9	Allan Tillman	QB	6-2	210	Sr.	Valdosta, Ga. (Auburn)
10	Sherard Reynolds	WR	5-10	175	So.	Moultrie, Ga. (Colquitt County)
11	Barrett Wilkes	QB	5-11	184	Sr.	Valdosta, Ga. (Lowndes)
12	Tucker Pruitt	QB	6-0	180	So.	Fitzgerald, Ga. (Fitzgerald)
13	Willie Copeland	QB	6-3	190	Jr.	Rex, Ga. (Fort Valley State)
14	Josh Rayam	WR	6-2	185	Jr.	Tallahassee, Fla. (Leon)
15	Clay Callaway	QB/WR	6-2	189	Jr.	Watkinsville, Ga. (Oconee County)
16	Chad Gallahan	K	6-2	175	Jr.	Valdosta, Ga. (Valwood)
19	Shawn Harris	CB	5-8	157	Jr.	Blakely, Ga. (Early County)
20	Chad Bryant	RB	6-1	175	So.	Vienna, Ga. (Dooly County)
21	Thomas Arnold	RB	5-11	175	So.	Adel, Ga. (Cook)
22	Reshawn Robinson	RB	5-10	190	So.	Americus, Ga. (Jacksonville State)
23	Kevin Adkins	ROV	5-9	185	Sr.	Montezuma, Ga. (Macon County)
24	George Jackson	RB	5-9	170	Jr.	Buena Vista, Ga. (Tri-County)
25	Donnie Powell	RB	5-10	200	So.	Ocala, Fla. (St. John Lutheran)
26	Kip Burdette	ROV	5-10	200	So.	Forsyth, Ga. (Mary Persons)
27	Michael Terry	RB	5-9	206	Jr.	Americus, Ga. (Americus)
28	Travis Taylor	WR	5-11	170	Sr.	Vienna, Ga. (Dooly County)
29	Kevin Bray	DB	5-10	190	Jr.	Greenville, Ga. (Reedley JC)
30	Chance Darley	DB	5-10	180	Jr.	Savannah, Ga. (Savannah Christian)
31	Everett Kitchens	ROV	6-0	172	So.	Powder Springs, Ga. (McEachern)
32	Larry Dean	DB	6-0	192	Fr.	Tifton, Ga. (Tift County)
33	Tyler Pruitt	RB	5-8	177	Sr.	Fitzgerald, Ga. (Fitzgerald)
34	Scott Palmer	RB	5-11	229	Jr.	Dacula, Ga. (Central Gwinnett)
35	Jared Guberman	K	5-10	190	So.	Boca Raton, Fla. (Spanish River)
36	Greg Petty	FS	6-0	175	Sr.	Fayetteville, Ga. (Lovejoy)
37	Gio Blalock	LB	5-9	198	Sr.	Fort Valley, Ga. (Peach County)
38	Marcel Horne	LB	6-0	205	Sr.	Stone Mountain, Ga. (Middle Tennessee State)
39	Dale Smith	CB	6-2	200	Sr.	Bainbridge, Ga. (New Mexico Military)
40	Chris Lewis	DL	6-3	235	Fr.	Zebulon, Ga. (Pike County)
41	Zachary Williams	K	6-0	170	So.	Canton, Ga. (Woodstock)
42	Rashad Allen	LB	5-11	205	Fr.	Elbertson, Ga. (Elbert County)
43	Fabian Whyly	LB	6-1	230	So.	Orlando, Fla. (Edgewater)
44	Lavarus Dollar	LB	6-2	226	So.	Dublin, Ga. (Dublin)
45	Mike Fowler	LB	5-9	228	Sr.	Sylvester, Ga. (Elbert County)
46	Steve Betros	LB	5-11	215	So.	Jacksonville, Fla. (Bartram Trail)
47	Travis Harrison	DE	5-8	215	Jr.	Jesup, Ga. (Bradwell Institute)
48	William Montford	LB	5-11	215	Jr.	Cordele, Ga. (Crisp County)
49	Joseph McCauley	LB	5-10	215	Fr.	New Smyrna, Fla. (New Smyrna)
50	Davis Russell	C	5-11	240	Jr.	Jacksonville, Fla. (Mandarin)
51	Jamaal Clark	LB	6-2	210	Fr.	Jonesboro, Ga. (Mt. Zion)
52	Michael Cullen	LB	6-0	240	Jr.	Atlanta, Ga. (East Tennessee State)
53	Gordon Steele	OL	6-1	260	Fr.	Tallahassee, Fla. (North Florida Christian)
54	Patrick Bradley	DT	6-0	240	Fr.	Valdosta, Ga. (Lowndes)
56	Gerald Davis	OT	6-4	300	Jr.	Greensboro, Ga. (Greene County)
57	Bo May	OL	6-2	270	Jr.	Apex, N.C. (Mesabi Range CC)
58	Paul Streacker	C	6-2	280	Jr.	Destin, Fla. (Fort Walton Beach)
59	Will Weaver	DS	5-10	215	Sr.	Houston, Miss. (Itawamba CC)
60	Mike Williams	OL	6-1	274	Fr.	Orlando, Fla. (East Carolina)
61	C.A. Sanders	OG	6-0	295	Jr.	Moultrie, Ga. (Colquitt County)
62	Jermel Daniels	DL	6-3	310	So.	Thomasville, Ga. (Thomas County Central)
63	James Williams	OL	6-2	265	Jr.	Homerville, Ga. (Clinch County)
64	Jos Edison	OT	6-3	250	Jr.	Blakely, Ga. (Early County)
65	Davis Nail	OT	6-3	270	So.	Duluth, Ga. (Buford)
66	Decaris Leeks	OG	6-3	285	So.	Cairo, Ga. (Cairo)
67	Will McPherson	OL	6-2	250	Fr.	Valdosta, Ga. (Lowndes)
68	Jerry Turner	OL	6-1	324	So.	Brunswick, Ga. (Brunswick)
72	Garrett Cranford	OL	6-4	300	Jr.	Macon, Ga. (West Laurens)
73	Abundio Corchado	OL	6-1	288	Jr.	Chowchilla, Calif. (Merced College)
74	Kyle Fox	OL	6-3	298	Fr.	Madison, Fla. (Madison County)
76	Cory Seels	OL	6-7	329	Sr.	Tampa, Fla. (South Carolina State)
77	Teddy Morris	OL	6-1	250	Fr.	Fairburn, Ga. (Sandy Creek)
78	Corey Renella	OL	6-2	295	Fr.	Lynn Haven, Fla. (Mosley)
80	Jerrell Griffin	TE	6-5	220	Fr.	Madison, Ga. (Morgan County)
81	Dedric Smith	WR	5-11	185	So.	Hawkinsville, Ga. (Hawkinsville)
82	Derek Tharpe	WR	6-3	190	Jr.	Warner Robins, Ga. (Wake Forest)
83	Reggie Vickers	WR	5-10	175	Sr.	Belle Grade, Fla. (Glades Central)
84	Robert Galliard	WR	6-0	175	So.	Atlanta, Ga. (Woodward Academy)
85	Zach Parker	TE	6-4	230	Jr.	Valdosta, Ga. (Lowndes)
86	Steven Wright	P	5-11	182	So.	Dacula, Ga. (Dacula)
87	Jeramie Holifield	DL	6-5	270	Jr.	Hoover, Ala. (Northwest Mississippi)
89	Ivory Pitts	DE	6-1	215	Fr.	Brunswick, Ga. (Glynn Academy)
90	Joshua Bass	DL	6-4	250	Jr.	Savannah, Ga. (Fort Valley State)
91	Kelvin Roberts	DE	6-2	240	Sr.	Valdosta, Ga. (Reedley JC)
92	Ismail Abdunafi	DL	6-2	315	Jr.	Elizabeth, N.J. (Bakersfield)
93	Jotis Head	DT	6-3	255	Fr.	Tucker, Ga. (Tucker)
94	Dezric Dugger	DL	6-0	240	Fr.	Columbus, Ga. (Shaw)
95	Chris Byrd	DE	6-4	235	Jr.	Jesup, Ga. (Reedley JC)
96	Matt Gonzalez	DL	6-4	265	Sr.	Tampa, Fla. (Plant)
97	Melvin Black	DL	6-3	220	Fr.	Apopka, Fla. (Apopka)

2006 BLAZER FOOTBALL

2006 SIGNEES

Name	Pos	Ht.	Wt.	Hometown (Previous School)
Carlos Anderson	DB	5-8	170	Hoover, Ala. (Spain Park)
Dominique Bacon	DT	6-6	280	St. Petersburg, Fla. (Gulf Coast CC)
Melvin Black	DE	6-3	220	Apopka, Fla. (Apopka)
Kevin Bray	DB	5-10	190	Greenville, Ga. (Reedley JC)
Jamarian Brown	DT	6-2	300	Adel, Ga. (Cook)
Jeremy Brown	DT	6-2	290	Adel, Ga. (Cook)
Josh Brown	DB	6-2	215	Moultrie, Ga. (Colquitt County)
Dan Burdette	LB	5-10	200	Forsyth, Ga. (Mary Persons)
Chris Byrd	DE	6-4	235	Jesup, Ga. (Reedley JC)
Russ Callaway	QB	5-11	185	Athens, Ga. (Oconee County)
Jackson Dean	WR	5-11	185	Loganville, Ga. (South Gwinnett)
Larry Dean	DB	6-0	192	Tifton, Ga. (Tift Count)
Andrew Dunn	OL	5-10	250	Valdosta, Ga. (Lowndes)
Cedric Evans	WR	5-11	185	Vidalia, Ga. (Hibbing CC)
Kyle Fox	OL	6-3	298	Madison, Fla. (Madison County)
Tony Glover	RB	5-7	170	Folkston, Ga. (Charlton County)
Terence Hall	RB	5-8	180	Milton, Fla. (Florida Atlantic)
Jotis Head	DT	6-3	255	Tucker, Ga. (Tucker)
Jeramie Holfield	DE	6-5	265	Hoover, Ala. (Northwest Mississippi CC)
Erode Jean	DB	5-10	185	Fort Pierce, Fla. (East Carolina)
Cedric Jones	WR	6-0	180	Waycross, Ga. (Troy)
Eldred King	WR	5-10	165	Thomaston, Ga. (Upson-Lee)
Cortez Lawrence	DT	6-4	305	Murfreesboro, Tenn. (Northeast Mississippi CC)
Kenny Lockett	WR	5-9	170	Ellenwood, Ga. (Stockbridge)
Maurice Mann	DB	6-1	185	Americus, Ga. (Americus Sumter)
Eric Manns	DT	5-10	265	Kathleen, Ga. (Northside Warner Robins)
Lionel Mapp	OL	6-6	350	Siloam, Ga. (Greene County)
Will McPherson	OL	6-2	250	Valdosta, Ga. (Lowndes)
Michael Murphy	DB	5-11	180	Thomasville, Ga. (Thomasville)
Ronnye Nelson	QB	5-10	175	Albany, Ga. (Daugherty)
Doug Pilcher	QB	6-0	175	Thomasville, Ga. (Thomas County Central)
Ivory Pitts	DE	6-1	215	Brunswick, Ga. (Glynn Academy)
Corey Renella	OL	6-2	295	Lynn Haven, Fla. (Mosley)
Skyler Thornton	RB	5-10	215	LaGrange, Ga. (Florida)
Erik Walden	QB	6-1	190	Thomasville, Ga. (Gulf Coast CC)
Deon Williams	QB	5-10	180	Northport, Ala. (Tuscaloosa County)
Markeith Wylie	DT	6-0	270	Washington, Ga. (Washington-Wilkes)

ATHLETIC SUPPORT STAFF



Whit Chappel
Director, Athletic
Advancement



Bill England
Director, Marketing
and Ticketing



Matt Malone
Public Address
Announcer



Shawn Reed
Sports Information
Director



Jessica Steadman
Assistant Sports
Information Director




Dante Tennant
Cheerleading
Coach



Mickey Woods
Travel and Field
Maintenance

2006 OPPONENTS



2006 BLAZER FOOTBALL

ALBANY STATE UNIVERSITY
 September 2, 7:00 p.m. (EDT)
 Albany Municipal Coliseum, Albany, Ga.

Location: Albany, Ga.
Enrollment: 3,654
President: Dr. Everette J. Freeman
Athletic Director: Dr. Joshua W. Murfree
Nickname: Golden Rams
Colors: Blue and Gold
Conference: Southern Intercollegiate Athletic
National Affiliation: NCAA II
Stadium: Albany Municipal Coliseum (10,000)
Press Box Phone: (229) 430-3674
Head Coach: Mike White
 Alma Mater: Albany State (1990)
 Record at ASU: 44-21 (6 years)
 Phone: (229) 430-4768
Assistants: Rickey Alexander, Donald Pittman, Kenyan Conner, Keith DeGrate, Dan Land, Anthony Kelly, William Chunn
2005 Record: 8-2, 8-1 in SIAC (1st)
Series Record: VSU leads, 11-1
Last Meeting: VSU won 24-9 in 2005
Basic Offense: Pro Set
Basic Defense: 3-4
Lettermen Returning: 43 (17 offense, 24 defense, 2 special teams)
Sports Information Director: Edythe Bradley
 Office: (229) 430-4673; **Home:** (229) 336-5194
 Fax: (229) 430-1774; **Email:** ebradley@asurams.edu

2006 Schedule

Aug. 26	at North Carolina Central	6:00 p.m.
Sept. 2	VALDOSTA STATE	7:00 p.m.
Sept. 9	at Kentucky State	6:00 p.m.
Sept. 16	STILLMAN	7:00 p.m.
Sept. 30	at Benedict	6:00 p.m.
Oct. 7	MILES	7:00 p.m.
Oct. 14	CLARK ATLANTA	2:00 p.m.
Oct. 21	at Tuskegee	1:00 p.m.
Oct. 28	at Morehouse	2:00 p.m.
Nov. 4	vs. Fort Valley State (Columbus)	1:30 p.m.

2005 Results (8-2, 8-0 in SIAC, 1st)

Aug. 27	at Miles	W, 24-23
Sept. 3	at Valdosta State	L, 24-9
Sept. 10	KENTUCKY STATE	W, 17-7
Sept. 17	at Lane	W, 52-31
Oct. 1	TUSKEGEE	W, 31-21
Oct. 15	at Clark Atlanta	W, 45-12
Oct. 22	BENEDICT	W, 28-21
Oct. 29	MOREHOUSE	W, 37-13
Nov. 5	vs. Fort Valley State (Columbus)	W, 41-23
Nov. 12	CENTRAL ARKANSAS	L, 28-20

FORT VALLEY STATE UNIVERSITY
 September 9, 7:00 p.m. (EDT)
 Bazemore-Hyder Stadium, Valdosta, Ga.

Location: Fort Valley, Ga.
Enrollment: 2,200
President: Dr. Larry E. Rivers
Athletic Director: Gwendolyn Reeves
Nickname: Wildcats
Colors: Royal Blue and Old Gold
Conference: Southern Intercollegiate Athletic
National Affiliation: NCAA II
Stadium: Wildcat (7,500)
Press Box Phone: (478) 825-6961
Head Coach: Deondri Clark
 Alma Mater: Florida State (1992)
 Record at FVSU: first year
 Phone: (478) 827-3054
Assistants: TBA
2005 Record: 7-3, 7-2 in SIAC (3rd)
Series Record: VSU leads, 13-3
Last Meeting: VSU won 32-10 in 2005
Basic Offense: Pro Set
Basic Defense: 4-3
Lettermen Returning: 45 (21 offense, 23 defense)
Sports Information Director: Russell Boone
 Office: (478) 825-6347; **Home:** (478) 825-8436
 Fax: (478) 825-6106; **Email:** booner@fvsu.edu

2006 Schedule

Aug. 26	at Clark Atlanta	6:00 p.m.
Sept. 2	MOREHOUSE	6:00 p.m.
Sept. 9	at Valdosta State	7:00 p.m.
Sept. 16	at Miles	6:00 p.m.
Sept. 23	TUSKEGEE (Macon)	6:00 p.m.
Oct. 7	at Stillman	5:00 p.m.
Oct. 21	BENEDICT	1:30 p.m.
Oct. 28	at Lane	6:00 p.m.
Nov. 4	vs. Albany State (Columbus)	1:30 p.m.
Nov. 11	at Kentucky State	1:00 p.m.

2005 Results (7-3, 7-2 in SIAC, 5th)

Aug. 27	at Valdosta State	L, 32-10
Sept. 3	at Morehouse	W, 24-17
Sept. 10	LANE	W, 31-23
Sept. 17	at Clark Atlanta	W, 20-0
Sept. 24	at Benedict	W, 35-24
Oct. 1	MILES	W, 20-17 (ot)
Oct. 8	at Kentucky State	W, 22-12
Oct. 15	at Tuskegee	L, 27-14
Oct. 22	STILLMAN	W, 24-14
Nov. 5	vs. Albany State (Columbus)	L, 41-23

2006 BLAZER FOOTBALL

ARKANSAS TECH UNIVERSITY
 September 23, 7:00 p.m. (EDT)
 Bazemore-Hyder Stadium, Valdosta, Ga.

OUACHITA BAPTIST UNIVERSITY
 September 30, 7:00 p.m. (EDT)
 Bazemore-Hyder Stadium, Valdosta, GA

Location: Russellville, Ark.
Enrollment: 6,843
President: Dr. Robert C. Brown
Athletic Director: Steve Mullins
Nickname: Wonder Boys
Colors: Forest Green and Old Gold
Conference: Gulf South
National Affiliation: NCAA II
Stadium: Cyclone Stadium (5,500)
Press Box Phone: (479) 968-0243
Head Coach: Steve Mullins
 Alma Mater: Arkansas-Monticello (1980)
 Record at ATU: 59-38 (9 years)
 Phone: (479) 968-0245
Assistants: Gregg Ricono, Dave Wheeler, Les Boyum, Benyard .
 Jones, Ryan Wallace, Greg Williams
2005 Record: 7-3, 6-3 in GSC (T-5th)
Series Record: VSU leads, 6-1
Last Meeting: VSU won 30-0 in 2003
Basic Offense: Spread
Basic Defense: 3-4
Lettermen Returning: 34 (15 offense, 19 defense)
Sports Information Director: Ben Greenberg
 Office: (479) 968-0645; **Home:** (479) 970-3919
 Fax: (479) 964-0829; **Email:** ben.greenberg@atu.edu

2006 Schedule

Aug. 31 NORTHWESTERN STATE 7:00 p.m.
 Sept. 9 at Texas College 7:00 p.m.
 Sept. 16 WEST GEORGIA 6:00 p.m.
Sept. 23 at Valdosta State 1:00 p.m.
 Sept. 30 at North Alabama 6:00 p.m.
 Oct. 7 DELTA STATE 3:00 p.m.
 Oct. 14 HENDERSON STATE 1:00 p.m.
 Oct. 21 at Ouachita Baptist 1:30 p.m.
 Oct. 28 at Southern Arkansas 2:00 p.m.
 Nov. 4 HARDING 1:00 p.m.

2005 Results (7-3, 6-3 in GSC, T-5th)

Aug. 25 at Northwestern State W, 35-32
 Sept. 10 HENDERSON STATE W, 42-32
 Sept. 17 at Southern Arkansas W, 38-35
 Sept. 24 WEST ALABAMA W, 27-21 (ot)
 Sept. 30 WEST GEORGIA W, 14-9
 Oct. 6 at Delta State L, 34-17
 Oct. 15 OUACHITA BAPTIST W, 49-35
 Oct. 22 at Arkansas-Monticello W, 31-21
 Oct. 29 at Harding L, 27-10
 Nov. 3 CENTRAL ARKANSAS L, 49-17

Location: Arkadelphia, Ark.
Enrollment: 1,600
President: Dr. Rex M. Horne Jr.
Athletic Director: David Sharp
Nickname: Tigers
Colors: Purple and Gold
Conference: Gulf South
National Affiliation: NCAA II
Stadium: A.U. Williams Field (5,200)
Press Box Phone: (870) 245-5306
Head Coach: Todd Knight
 Alma Mater: Ouachita Baptist (1986)
 Record at OBU: 22-47 (7 years)
 Phone: (870) 245-5304
Assistants: Josh Eargle, Jay Derby, Shane Handy, J.R. Eldridge, Greg
 Rudolph, Tim Baker, Lanny Beach
2005 Record: 2-8, 2-7 in GSC (T-9th)
Series Record: VSU leads, 6-0
Last Meeting: VSU won 52-20 in 2005
Basic Offense: Multiple
Basic Defense: Multiple
Lettermen Returning: 33 (17 offense, 16 defense)
Sports Information Director: Ben Cutrell
 Office: (870) 245-5186; **Home:** (512) 913-7504
 Fax: (870) 245-5084; **Email:** cutrellb@obu.edu

2006 Schedule

Sept. 2 at Missouri Southern 6:00 p.m.
 Sept. 9 at East Texas Baptist 2:00 p.m.
 Sept. 16 at Arkansas-Monticello 6:00 p.m.
 Sept. 23 at Delta State 6:00 p.m.
Sept. 30 VALDOSTA STATE 7:00 p.m.
 Oct. 7 NORTH ALABAMA 1:30 p.m.
 Oct. 14 at Southern Arkansas 2:30 p.m.
 Oct. 21 ARKANSAS TECH 1:30 p.m.
 Nov. 4 at Henderson State 3:00 p.m.
 Nov. 11 HARDING 1:30 p.m.

2005 Results (2-8, 2-7 in GSC, T-9th)

Aug. 27 MISSOURI SOUTHERN L, 38-21
Sept. 10 at Valdosta State L, 52-20
 Sept. 17 WEST GEORGIA L, 34-23
 Sept. 24 SOUTHERN ARKANSAS L, 34-21
 Oct. 1 at West Alabama W, 20-14
 Oct. 8 ARKANSAS-MONTICELLO W, 51-28
 Oct. 15 at Arkansas Tech L, 49-35
 Oct. 22 CENTRAL ARKANSAS L, 51-6
 Oct. 29 at Delta State L, 35-34
 Nov. 5 at Harding L, 24-7

2006 BLAZER FOOTBALL

SOUTHERN ARKANSAS UNIVERSITY
 October 7, 1:00 p.m. (EDT)
 Bazemore-Hyder Stadium, Valdosta, Ga.

Location: Magnolia, Ark.
Enrollment: 3,111
President: Dr. David F. Rankin
Athletic Director: Jay Adcox
Nickname: Muleriders
Colors: Royal Blue and Old Gold
Conference: Gulf South
National Affiliation: NCAA II
Stadium: Wilkins Stadium (6,000)
Press Box Phone: (870) 235-4117
Head Coach: Steve Quinn
 Alma Mater: Ouachita Baptist (1985)
 Record at OBU: 32-23 (5 years)
 Phone: (870) 245-5304
Assistants: Jeff Byrd, Russ Pickett, Trey Lavalle
2005 Record: 6-5, 4-5 in GSC (T-7th)
Series Record: VSU leads, 7-3
Last Meeting: VSU won 44-41 in 2005
Basic Offense: Flexbone
Basic Defense: Multiple
Lettermen Returning: 33 (14 offense, 18 defense, 1 special teams)
Sports Information Director: Houston Taylor
 Office: (870) 235-4104; **Home:** (870) 234-5950
 Fax: (870) 901-7219; **Email:** sausid@saumag.edu

2006 Schedule

Aug. 26 ARKANSAS-MONTICELLO 6:00 p.m.
 Aug. 31 at Nicholls State 6:00 p.m.
 Sept. 16 at West Alabama 7:00 p.m.
 Sept. 23 NORTH ALABAMA 6:00 p.m.
 Sept. 30 DELTA STATE 6:00 p.m.
Oct. 7 at Valdosta State 1:00 p.m.
 Oct. 14 OUACHITA BAPTIST 2:30 p.m.
 Oct. 21 at Harding 2:00 p.m.
 Oct. 28 ARKANSAS TECH 2:00 p.m.
 Nov. 4 at Central Arkansas 6:00 p.m.
 Nov. 11 at Henderson State 3:00 p.m.

2005 Results (6-5, 4-5 in GSC, T-7th)

Aug. 27 TEXAS A&M-COMMERCE W, 14-7
 Sept. 3 at East Texas Baptist W, 51-7
 Sept. 10 at Central Arkansas L, 31-7
 Sept. 17 ARKANSAS TECH L, 38-35
 Sept. 22 at Ouachita Baptist W, 34-21
 Oct. 1 at Arkansas-Monticello W, 52-21
 Oct. 8 NORTH ALABAMA L, 31-21
 Oct. 15 at West Georgia L, 31-14
 Oct. 22 at West Alabama W, 23-13
Oct. 29 VALDOSTA STATE L, 44-41
 Nov. 5 HENDERSON STATE W, 35-23

DELTA STATE UNIVERSITY
 October 14, 5:00 p.m. (EDT)
 Travis E. Parker Field, Cleveland, Miss.

Location: Cleveland, Miss.
Enrollment: 4,284
President: Dr. John M. Hilpert
Athletic Director: Dr. Brad Teague
Nickname: Statesmen
Colors: Forest Green and White
Conference: Gulf South
National Affiliation: NCAA II
Stadium: Travis E. Parker Field (8,125)
Press Box Phone: (662) 846-4593
Head Coach: Rick Rhoades
 Alma Mater: Central Missouri State (1970)
 Record at DSU: 26-17 (4 years)
 Phone: (662) 846-4300
Assistants: Ron Roberts, Mike Bloomgren, Mike Kerhsaw, J.D. Davis,
 Randy Grierson, Billy Knight, Justin Franks
2005 Record: 7-4, 6-3 in GSC (T-5th)
Series Record: Tied, 12-12-1
Last Meeting: VSU won 24-23 in 2005
Basic Offense: Spread Multiple
Basic Defense: 4-3
Lettermen Returning: 40 (20 offense, 20 defense)
Sports Information Director: Matt Jones
 Office: (662) 846-4284; **Home:** (662) 846-3750
 Fax: (662) 846-4297; **Email:** mjones@deltastate.edu

2006 Schedule

Sept. 2 WEST VIRGINIA TECH 6:00 p.m.
 Sept. 9 at Stephen F. Austin 6:00 p.m.
 Sept. 16 at Henderson State 6:00 p.m.
 Sept. 23 OUACHITA BAPTIST 6:00 p.m.
 Sept. 30 at Southern Arkansas 6:00 p.m.
 Oct. 7 at Arkansas Tech 3:00 p.m.
Oct. 14 VALDOSTA STATE 4:00 p.m.
 Oct. 21 NORTH ALABAMA 4:00 p.m.
 Oct. 28 at West Georgia 7:00 p.m.
 Nov. 4 WEST ALABAMA 3:00 p.m.
 Nov. 11 ARKANSAS-MONTICELLO 3:00 p.m.

2005 Results (7-4, 6-3 in GSC, T-5th)

Aug. 27 at Pittsburgh State W, 44-31
 Sept. 3 at Texas State L, 32-25
 Sept. 10 WEST ALABAMA W, 43-14
 Sept. 17 at North Alabama L, 56-21
 Sept. 24 at Henderson State W, 21-17
Oct. 1 VALDOSTA STATE L, 24-23
 Oct. 8 ARKANSAS TECH W, 34-17
 Oct. 15 at CENTRAL ARKANSAS L, 41-31
 Oct. 22 HARDING W, 27-7
 Oct. 29 OUACHITA BAPTIST W, 35-34
 Nov. 5 at Arkansas-Monticello W, 56-13

2006 BLAZER FOOTBALL

UNIVERSITY OF WEST ALABAMA

October 21, 1:00 p.m. (EDT)

Bazemore-Hyder Stadium, Valdosta, Ga.

Location: Livingston, Ala.

Enrollment: 3,021

President: Dr. Richard Holland

Athletic Director: E.J. Prophy

Nickname: Tigers

Colors: Red, White and Black

Conference: Gulf South

National Affiliation: NCAA II

Stadium: Tiger Stadium (7,000)

Press Box Phone: (205) 652-6999

Head Coach: Bobby Wallace

Alma Mater: Mississippi State (1976)

Record at UWA: first year

Phone: (205) 652-3483

Assistants: Sam Graham, Jim Malosky, Tony Oglesby, Jason

Underwood, Craig Hall, Ken Watson, Lee Johnson

2005 Record: 2-9, 0-9 in GSC (12th)

Series Record: VSU leads, 23-1

Last Meeting: VSU won 31-19 in 2005

Basic Offense: Multiple

Basic Defense: Multiple

Lettermen Returning: 41 (26 offense, 13 defense, 2 special teams)

Sports Information Director: Stephen Phelps

Office: (205) 652-3596; **Home:** (205) 652-6705

Fax: (205) 652-3600; **Email:** sphelps@uwa.edu

2006 Schedule

Aug. 31	CONCORDIA	7:00 p.m.
Sept. 9	at Lambuth	1:30 p.m.
Sept. 16	SOUTHERN ARKANSAS	7:00 p.m.
Sept. 23	HENDERSON STATE	7:00 p.m.
Sept. 30	at Harding	6:00 p.m.
Oct. 7	WEBBER INTERNATIONAL	4:00 p.m.
Oct. 12	WEST GEORGIA	7:00 p.m.
Oct. 21	at Valdosta State	1:00 p.m.
Oct. 28	at Arkansas-Monticello	3:00 p.m.
Nov. 4	at Delta State	3:00 p.m.
Nov. 11	NORTH ALABAMA	6:00 p.m.

2005 Results (2-9, 0-9 in GSC, 12th)

Aug. 25	CONCORDIA	W, 34-12
Sept. 1	LAMBUTH	W, 37-0
Sept. 10	at Delta State	L, 43-14
Sept. 17	ARKANSAS-MONTICELLO	L, 21-17
Sept. 24	at Arkansas Tech	L, 27-21 (ot)
Oct. 1	OUACHITA BAPTIST	L, 20-14
Oct. 8	at West Georgia	L, 41-0
Oct. 15	VALDOSTA STATE	L, 31-19
Oct. 22	SOUTHERN ARKANSAS	L, 23-13
Oct. 29	at Henderson State	L, 35-13
Nov. 5	at North Alabama	L, 76-14

UNIVERSITY OF NORTH ALABAMA

October 28, 7:00 p.m. (EDT)

Braly Municipal Stadium, Florence, Ala.

Location: Florence, Ala.

Enrollment: 5,800

President: Dr. William Cale

Athletic Director: Dr. Joel Erdmann

Nickname: Lions

Colors: Purple and Gold

Conference: Gulf South

National Affiliation: NCAA II

Stadium: Braly Municipal (14,215)

Press Box Phone: (256) 760-6372

Head Coach: Mark Hudspeth

Alma Mater: Delta State (1992)

Record at UNA: 33-16 (4 years)

Phone: (256) 765-4397

Assistants: Kenny Edenfield, Karl Morgan, Alan Arrington, Sean .

Cannon, Chris Willis, Steadman Campbell

2005 Record: 11-3, 7-2 in GSC (T-2nd)

Series Record: UNA leads, 14-11-1

Last Meeting: UNA won 40-13 in 2005

Basic Offense: Multiple

Basic Defense: Multiple

Lettermen Returning: 37 (18 offense, 16 defense, special teams 3)

Sports Information Director: Jeff Hodges

Office: (256) 765-4595; **Home:** (256) 766-7572

Fax: (256) 765-4659; **Email:** sportsinformation@una.edu

2006 Schedule

Sept. 9	at Tusculum	6:00 p.m.
Sept. 16	HARDING	6:00 p.m.
Sept. 23	at Southern Arkansas	6:00 p.m.
Sept. 30	ARKANSAS TECH	6:00 p.m.
Oct. 7	at Ouachita Baptist	1:30 p.m.
Oct. 14	ARKANSAS-MONTICELLO	1:30 p.m.
Oct. 21	at Delta State	4:00 p.m.
Oct. 28	VALDOSTA STATE	6:00 p.m.
Nov. 4	at West Georgia	3:00 p.m.
Nov. 11	at West Alabama	6:00 p.m.

2005 Results (11-3, 7-2 in GSC, T-2nd)

Sept. 3	TUSCULUM	W, 33-7
Sept. 10	at Arkansas-Monticello	W, 42-0
Sept. 17	DELTA STATE	W, 56-21
Sept. 24	HARDING	W, 35-6
Sept. 29	at Central Arkansas	L, 29-26 (ot)
Oct. 8	at Southern Arkansas	W, 31-21
Oct. 15	HENDERSON STATE	W, 38-10
Oct. 20	at Valdosta State	L, 26-23
Oct. 29	at West Georgia	W, 20-19
Nov. 5	WEST ALABAMA	W, 76-14
Nov. 12	at Valdosta State	W, 40-13
Nov. 19	at North Carolina Central	W, 24-21
Nov. 26	at Central Arkansas	W, 41-38 (ot)
Dec. 3	NORTHWEST MISSOURI STATE	L, 25-24

2006 BLAZER FOOTBALL

UNIVERSITY OF ARKANSAS-MONTICELLO

November 4, 1:00 p.m. (EST)

Bazemore-Hyder Stadium, Valdosta, GA

Location: Monticello, Ark.

Enrollment: 2,959

President: Jack Lassiter

Athletic Director: Alvy Early

Nickname: Boll Weevils

Colors: Kelly Green and White

Conference: Gulf South

National Affiliation: NCAA II

Stadium: Convoy Leslie-Cotton Ball Stadium (3,500)

Press Box Phone: (870) 460-1068

Head Coach: Gwaine Mathews

Alma Mater: Delta State (1988)

Record at UAM: 1-10 (1 year)

Phone: (870) 460-1017

Assistants: Donald Dykes, Randall Bentley, Tyler Peterson, Shannon Williams, Demo Odems

2005 Record: 1-10, 1-8 in GSC (11th)

Series Record: VSU leads, 5-1

Last Meeting: VSU won 31-28 in 2003

Basic Offense: Multiple

Basic Defense: 4-2-5

Lettermen Returning: 37 (17 offense, 15 defense, 4 special teams)

Sports Information Director: Paul Smith

Office: (870) 460-1574; **Home:** (870) 574-9248

Fax: (870) 460-1174; **Email:** smithp@uamont.edu

2006 Schedule

Aug. 26	at Southern Arkansas	6:00 p.m.
Sept. 9	at Sam Houston State	6:00 p.m.
Sept. 16	OUACHITA BAPTIST	6:00 p.m.
Sept. 23	at Harding	6:00 p.m.
Sept. 30	at Northwestern State	6:00 p.m.
Oct. 7	HENDERSON STATE	6:00 p.m.
Oct. 14	at North Alabama	6:00 p.m.
Oct. 21	WEST GEORGIA	6:00 p.m.
Oct. 28	WEST ALABAMA	3:00 p.m.
Nov. 4	at Valdosta State	1:00 p.m.
Nov. 11	at Delta State	3:00 p.m.

2005 Results (1-10, 1-8 in GSC, 11th)

Aug. 27	at Henderson State	L, 37-7
Sept. 1	at North Dakota State	L, 59-7
Sept. 10	NORTH ALABAMA	L, 42-0
Sept. 17	at West Alabama	W, 21-17
Sept. 24	at West Georgia	L, 58-21
Oct. 1	SOUTHERN ARKANSAS	L, 52-21
Oct. 8	at Ouachita Baptist	L, 51-28
Oct. 13	HARDING	L, 32-14
Oct. 22	ARKANSAS TECH	L, 31-21
Oct. 29	at Central Arkansas	L, 56-7
Nov. 5	DELTA STATE	L, 56-13

UNIVERSITY OF WEST GEORGIA

November 11, 7:00 p.m. (EST)

Grisham Stadium, Carrollton, Ga.

Location: Carrollton, Ga.

Enrollment: 10,250

President: Dr. Beheruz N. Sethna

Athletic Director: Ed Murphy

Nickname: Braves

Colors: Blue and Red

Conference: Gulf South

National Affiliation: NCAA II

Stadium: Grisham Stadium (6,500)

Press Box Phone: (678) 796-2222

Head Coach: Mike Ledford

Alma Mater: Tennessee Tech (1975)

Record at UWG: 15-27 (4 years)

Phone: (678) 839-6539

Assistants: Tommy Laurendine, Spencer Riley, Josh Clendenin, Don Gibson, Chuck Darbonne

2005 Record: 7-4, 7-2 in GSC (T-2nd)

Series Record: VSU leads, 15-8

Last Meeting: UWG won 29-15 in 2005

Basic Offense: Multiple

Basic Defense: Multiple

Lettermen Returning: 31 (16 offense, 14 defense, 1 special teams)

Sports Information Director: Mitch Gray

Office: (678) 839-6542; **Home:** (770) 574-9248


Fax: (678) 839-6543; **Email:** mgray@westga.edu

2006 Schedule

Aug. 26	PRESBYTERIAN	7:00 p.m.
Sept. 9	at Furman	6:00 p.m.
Sept. 16	at Arkansas Tech	7:00 p.m.
Sept. 30	at Henderson State	7:00 p.m.
Oct. 7	HARDING	7:00 p.m.
Oct. 12	at West Alabama	7:00 p.m.
Oct. 21	at Arkansas-Monticello	7:00 p.m.
Oct. 28	DELTA STATE	7:00 p.m.
Nov. 4	NORTH ALABAMA	3:00 p.m.
Nov. 11	VALDOSTA STATE	7:00 p.m.

2005 Results (7-4, 7-2 in GSC, T-2nd)

Aug. 27	at Presbyterian	L, 48-13
Sept. 1	vs. Carson-Newman	L, 14-10
Sept. 10	HARDING	W, 23-21
Sept. 17	at Ouachita Baptist	W, 34-23
Sept. 24	ARKANSAS-MONTICELLO	W, 58-21
Sept. 30	at Arkansas Tech	L, 14-9
Oct. 8	WEST ALABAMA	W, 41-0
Oct. 15	SOUTHERN ARKANSAS	W, 31-14
Oct. 22	at Henderson State	W, 38-12
Oct. 29	NORTH ALABAMA	L, 20-19
Nov. 4	at Valdosta State	W, 29-15



A LOOK BACK AT 2005

2006 BLAZER FOOTBALL

GAME 1

Valdosta State 32

Fort Valley State 10

Macon, Ga. • August 27, 2005

Valdosta State used a strong second half to overcome a 10-9 deficit and defeat Fort Valley State 32-10 in the non-conference season opener at Henderson Stadium in Macon, Ga.

The Blazers bolted out of the gate, taking the opening kickoff and driving 74 yards in 10 plays. Junior quarterback **Barrett Wilkes**, returning from a redshirt year in 2004 after starting in 2003, looked in midseason form on the opening drive, completing 5-of-6 passes for 61 yards. Wilkes capped the drive with a 25-yarder to sophomore tight end **Zach Parker**, who made a one-handed catch for the score. A fumble at the Fort Valley State 4-yard-line stymied the next VSU drive and the two teams traded punts before junior linebacker **Jason McNeill** made it 9-0 with a tackle of Wildcat runningback Brian Knighton in the end zone for a safety.

Momentum shifted in Fort Valley State's favor in the second quarter when Junior Taliaui returned an interception 27 yards for a touchdown, cutting the VSU lead to 9-7. FVSU gained its only lead of the game on its next drive as it marched 42 yards in just 11 seconds to the VSU seven yard line. Jake Grubbs gave the Wildcats a 10-9 lead as he nailed a 26-yard field goal with just one second remaining on the clock.

Valdosta State opened the second half by forcing a Wildcat punt and drove 41 yards in six plays to grab the lead for good. Wilkes was 4-for-4 on the drive and again hit Parker for the score, this time from 14 yards out, for a 15-10 lead. After another Wildcat punt, the Blazers marched 56 yards to the FVSU 27 before stalling. Senior kicker **Michael Green** came on and added a 44-yard field goal, pushing the lead to 18-10 before junior comeback **Waymon Ford** picked off a pass on Fort Valley State's first play from scrimmage on its next drive and returned it 31 yards for another touchdown with 2:58 remaining in the third quarter.

The Blazers added an insurance score midway the final frame, driving 62 yards in 10 plays. Senior fullback **William Milton** blew up the middle from 4 yards out for the points. Wilkes was again 4-for-4 on the drive for 28 yards.

Wilkes completed 22 of 27 passes in the game for 244 yards and two touchdowns while not throwing an interception. Senior running back **Vincent Brown** led the Blazers in rushing and receiving, gaining 71 yards on 15 carries while also tallying 69 yards on five receptions.

Willie Copeland led Fort Valley State in passing, completing nine of 14 passes for 138 yards. Brian Knighton led the Wildcats in rushing with 37 yards on nine carries while Nathaniel Randall caught a team-high three receptions for 83 yards.

Defensively, **junior linebacker** Jason McNeill led the Blazers with five tackles, including two for loss while Raphael Horton led FVSU with eight total tackles, one for loss.

Valdosta State	9	0	16	7	-	32	Record: (1-0, 0-0)
Fort Valley State	0	10	0	0	-	10	Record: (0-1, 0-0)

1st	9:18	VSU - Zach Parker 25 yd pass from Barrett Wilkes (Michael Green kick)
	:16	VSU - Jason McNeill safety
2nd	1:48	FVSU - Junior Taliaui 27 yd interception return (Jake Grubbs kick)
	:01	FVSU - Jake Grubbs 26 yd field goal
3rd	10:07	VSU - Zach Parker 14 yd pass from Barrett Wilkes (Barrett Wilkes rush failed)
	3:10	VSU - Michael Green 44 yd field goal
	2:58	VSU - Waymon Ford 31 yd interception return (Michael Green kick)
4th	5:28	VSU - William Milton 4 yd run (Michael Green kick)

	VSU	FVSU
First Downs	17	13
Rushes-Yards (Net)	36-120	27-85
Passing Yards (Net)	261	237
Passes Att-Comp-Int	32-26-1	26-15-1
Total Offense (Plays-Yards)	68-381	53-322
Fumble Returns-Yards	0-0	1-19
Punt Returns-Yards	4-20	2-2
Kickoff Returns-Yards	2-33	3-24
Interception Returns-Yards	1-31	1-27
Punts (Number-Avg)	6-39.7	7-31.9
Fumbles-Lost	1-1	2-0
Penalties-Yards	10-75	5-20
Time of Possession	35:37	24:23
Sacks By: Number-Yards	2-9	2-8

RUSHING: Valdosta State-Vincent Brown 15-71; William Milton 4-39; Lewis Kuffuor 5-17; Barrett Wilkes 7-13. Fort Valley State-Brian Knighton 9-37; Rowan Jeffers 5-23; Willie Copeland 3-22.

PASSING: Valdosta State-Barrett Wilkes 22-27-0-244; Lewis Kuffuor 4-5-1-17. Fort Valley State-Willie Copeland 9-14-0-138; Zedrick West 6-12-1-99.

RECEIVING: Valdosta State-Vincent Brown 5-69; Travis Taylor 5-29; Zach Parker 4-53; Derek Tharpe 3-41; Jeffery Felton 2-17; Chad Bryant 2-14; Tyler Aurandt 2-8; Clay Callaway 1-17; Cedric Haywood 1-8; William Milton 1-5. Fort Valley State-Nathaniel Randall 3-83; Xavier Hair 3-51; Jeremy Crain 3-5; Antonio Hughes 2-37; Rowan Jeffers 2-5; Chauncey Hall 1-43; Marcus Bentley 1-13.

INTERCEPTIONS: Valdosta State-Waymon Ford 1-31. Fort Valley State-Junior Taliaui 1-27.

Stadium: Henderson Stadium

Attendance: 7907

Wind: ENE at 5

91 degrees and Sunny

2006 BLAZER FOOTBALL

GAME 2

Valdosta State 24

Albany State 9

Valdosta, Ga. • September 3, 2005

Valdosta State scored 17 straight points to claim a 24-9 victory over Albany State in non-conference play at Bazemore-Hyder Stadium in the Blazers' home opener.

After each team was forced to punt on its first three possessions, Albany State opened the scoring with 9:20 to go in the first quarter as it capped off a 13-play, 45-yard drive with a 22-yard field goal by Matt Hawthorne. Valdosta State turned away three plays from within its nine yard line on the play, including stuffing an Antonio Atkins run for no gain from the five on third and goal to force the field goal.

The Blazers responded on their next drive as junior quarterback **Barrett Wilkes** completed three-of-six passes and rushed for an additional five yards. Wilkes opened the drive with a 25-yard completion to junior wide receiver **Derek Tharpe** and capped it off with a 15-yard completion to junior wide receiver **Travis Taylor** for the 7-3 VSU lead.

The Golden Rams spent little time regaining the lead as it drove 80 yards on just five plays on its next drive to go up 9-7. Hosea Harris hooked up twice with Atkins on the drive, including a 28-yard completion with 4:23 to go in the half for the go-ahead score. The duo opened the drive with a 23-yard completion on the first play before Antwan Andrewe added two rushes for 27 yards and Atkins added a two-yard run before hauling in the scoring reception.

Valdosta State responded with an eight play, 40-yard drive that ended with a 49-yard field goal by senior kicker **Michael Green** 54 seconds before the half to give VSU a 10-9 halftime lead.

Tharpe pushed the Blazer lead to 17-9 just over three minutes into the second half as he hauled in a 13-yard Wilkes pass for the first touchdown of his Valdosta State career. Vincent Brown took the opening kickoff of the second half and returned it 40 yards to the ASU 45. The Blazer running game picked up 17 yards on five rushes while Wilkes completed all three of his passes on the drive.

Sophomore wide receiver **Dedric Smith** closed out the scoring as he hauled in a three-yard pass from Wilkes with 13:43 to go in the game. The score was set up when senior corner back **Michael Flood** scooped up a Craig Barber fumble and returned it 48 yards before being run out of bounds at the ASU three yard line.

Wilkes completed 27 of 41 passes in the game for 203 yards and two touchdowns while not throwing an interception. Senior running back **Vincent Brown** led the Blazers in rushing with 39 yards on five carries while Tharpe tallied 51 yards on four receptions.

Harris completed 18-of-23 passes for 158 yards. Antwan Andrews led the Golden Rams in rushing, gaining 70 yards on eight carries while Atkins caught six passes for 71 yards.

Defensively, **junior linebacker** Jason McNeill led the Blazers with nine tackles, including two sacks and forced a fumble while Eric Crosby led ASU with nine total tackles, one for loss.

Albany State	0	9	0	0	-	9	Record: (1-1, 1-0)
Valdosta State	0	10	7	7	-	24	Record: (2-0, 0-0)

2nd	9:20	ASU - Matt Hawthorne 22 yd field goal
	6:32	VSU - Travis Taylor 15 yd pass from Barrett Wilkes (Michael Green kick)
	4:23	ASU - Antonio Atkins 28 yd pass from Hosea Harris (Matt Hawthorne kick failed)
	:54	VSU - Michael Green 49 yd field goal
3rd	11:41	VSU - Derek Tharpe 13 yd pass from Barrett Wilkes (Michael Green kick)
4th	13:43	VSU - Dedric Smith 3 yd pass from Barrett Wilkes (Michael Green kick)

	ASU	VSU
First Downs	13	19
Rushes-Yards (Net)	38-112	28-86
Passing Yards (Net)	158	203
Passes Att-Comp-Int	23-18-0	44-27-0
Total Offense (Plays-Yards)	61-270	72-289
Fumble Returns-Yards	0-0	1-48
Punt Returns-Yards	0-0	3-1
Kickoff Returns-Yards	4-55	3-53
Interception Returns-Yards	0-0	0-0
Punts (Number-Avg)	8-39.8	6-35.8
Fumbles-Lost	2-2	3-0
Penalties-Yards	9-89	8-85
Time of Possession	30:42	29:18
Sacks By: Number-Yards	6-42	5-27

RUSHING: Albany State-Antwan Andrews 8-70; Antonio Atkins 11-23; Hosea Harris 16-20. Valdosta State-Vincent Brown 5-39; William Milton 7-31.

PASSING: Albany State-Harris, Hosea 18-23-0-158. Valdosta State-Barrett Wilkes 27-41-0-203; Lewis Kuffuor 0-2-0-0.

RECEIVING: Albany State-Brandon Green 7-37; Antonio Atkins 6-71; Antonio Ivey 2-46. Valdosta State-Vincent Brown 6-11; Derek Tharpe 4-51; Jeffery Felton 4-36; Sherrard Reynolds 3-33; Zach Parker 3-25.

INTERCEPTIONS: None.

Stadium: Bazemore-Hyder Stadium

Attendance: 9149

Wind: NE at 10

90 degrees and Sunny

2006 BLAZER FOOTBALL

GAME 3

Valdosta State 52

Ouachita Baptist 20

Valdosta, Ga. ♦ September 10, 2005

Top-ranked Valdosta State bolted to a 28-0 lead en route to a 52-20 victory over Ouachita Baptist in the Gulf South Conference opener for both teams in Bazemore-Hyder Stadium.

After punting on their first possession, the Blazers scored on each of their next four possessions to grab control of the game. Senior quarterback **Barrett Wilkes** used both his arm and his legs on the first score. After junior cornerback **Wayman Ford** returned a Tiger punt 34 yards to the OBU 23, Wilkes completed two passes for 16 yards and completed the drive with a three-yard rush for the touchdown.

After another Ouachita punt, Wilkes completed all six of his passes on the second touchdown drive before senior running back **William Milton** found the endzone with a three-yard dive with 3:40 to go in the first period. Sophomore running back **Chad Bryant** capped off a 12-play, 61-yard drive on VSU's next possession with a one-yard dive for a touchdown while junior quarterback **Lewis Kuffuor** added the fourth Valdosta State rushing touchdown with a 10-yard run after Ouachita Baptist fumbled the ensuing kickoff.

The Tigers closed out the first half with a pair of touchdowns to cut their deficit to 15. Slade Camp hauled in a 17-yard pass from Richard Young with 8:09 to go in the second quarter while Taylor Carter found the endzone with a one-yard plunge just five seconds before the half to give the Blazers a 28-13 halftime lead.

Valdosta State responded with two more touchdowns in the first eight minutes of the third period to once again lead by four touchdowns. After junior linebacker **Gio Blalock** recovered a fumble on the OBU 13 yard line, Wilkes connected with sophomore receiver **Travis Taylor** to push the Blazer advantage to 35-13. Ford intercepted a Carter pass on the VSU four yard line on OBU's next drive, leading to Wilkes' second rushing touchdown of the day. Wilkes directed the Blazers to a six play, 77 yard drive as he wrapped a pair of completed passes around a Kuffuor 13-yard rush, before gaining 16-yards on a rush for the touchdown with 7:03 to go in the quarter.

The Tigers' Camp gained his second touchdown of the day on Ouachita's next drive as he caught an eight-yard pass from Carter at the 4:44 mark of the third period for OBU's final score of the day.

In the fourth period, senior kicker **Michael Green** added a 35-yard field goal before Thomas Arnold capped off the scoring with a 56-yard reception on a Mitch Stewart pass with 4:30 to go.

Wilkes completed 34 of 44 passes and had two passing touchdowns and two interceptions to lead the Blazer passing attack on the day. Kuffuor gained 36 yards on five carries to lead the VSU rushing attack while junior wide receiver **Derek Tharpe** caught five passes for 61 yards.

Carter was six-of-13 for 63 yards, one touchdown and one interception under center for the Tigers. Don Rich led OBU in rushing with 13 carries and 69 yards while Camp caught a team-high six catches for 53 yards.

Senior nose guard **James Hutley** led the Blazers with eight tackles and one sack while Ford intercepted two passes on the day. Three players recorded seven tackles to lead the Tigers.

Ouachita Baptist	0	13	7	0	-	20	Record: (0-2, 0-1)
Valdosta State	14	14	14	10	-	52	Record: (3-0, 1-0)

1st	8:00	VSU - Barrett Wilkes 3 yd run (Michael Green kick)
	3:40	VSU - William Milton 3 yd run (Michael Green kick)
2nd	13:20	VSU - Chad Bryant 1 yd run (Michael Green kick)
	13:07	VSU - Lewis Kuffuor 10 yd run (Michael Green kick)
	8:09	OBU - Slade Camp 17 yd pass from Richard Young (Zac Wright kick)
3rd	:05	OBU - Taylor Carter 1 yd run (Zac Wright kick failed)
	14:40	VSU - Travis Taylor 13 yd pass from Barrett Wilkes (Michael Green kick)
	7:03	VSU - Barrett Wilkes 16 yd run (Michael Green kick)
	4:44	OBU - Slade Camp 8 yd pass from Taylor Carter (Zac Wright kick)
	10:31	VSU - Michael Green 35 yd field goal
4th	4:30	VSU - Thomas Arnold 56 yd pass from Mitch Stewart (Michael Green kick)

	OBU	VSU
First Downs	17	25
Rushes-Yards (Net)	46-109	24-89
Passing Yards (Net)	122	350
Passes Att-Comp-Int	21-12-2	47-36-2
Total Offense (Plays-Yards)	67-231	71-439
Fumble Returns-Yards	0-0	0-0
Punt Returns-Yards	0-0	3-44
Kickoff Returns-Yards	4-105	4-95
Interception Returns-Yards	2-19	2-19
Punts (Number-Avg)	6-37.2	2-36.0
Fumbles-Lost	3-2	1-0
Penalties-Yards	4-33	6-50
Time of Possession	32:05	27:55
Sacks By: Number-Yards	1-9	4-17

RUSHING: Ouachita Baptist-Don Rich 13-69; Nate Norton 6-18; Richard Young 5-14; Joshua Holcomb 12-12. Valdosta State-Lewis Kuffuor 5-36; Barrett Wilkes 5-21; William Milton 5-18; Chad Bryant 7-9.

PASSING: Ouachita Baptist-Taylor Carter 6-13-1-63; Richard Young 6-8-1-59. Valdosta State-Barrett Wilkes 34-44-2-293; Tucker Pruitt 1-2-0-1; Mitch Stewart 1-1-0-56.

RECEIVING: Ouachita Baptist-Slade Camp 6-53; Don Rich 2-27; Bruce Steele 2-25; Joshua Holcomb 1-9; Lamont Fitts 1-8. Valdosta State-Derek Tharpe 5-61; William Milton 5-47; Sherrard Reynolds 4-41; Travis Taylor 4-33; Tyler Aurandt 4-30; Lewis Kuffuor 3-23; Thomas Arnold 2-54; Zach Parker 2-22; Jeffery Felton 2-19; Detric Smith 2-6.

INTERCEPTIONS: Ouachita Baptist-Brandon Allen 1-9; Josh Crosby 1-10. Valdosta State-Waymon Ford 2-19.

Stadium: Bazemore-Hyder Stadium
Attendance: 4213
Wind: NW at 5
89 degrees and Sunny

2006 BLAZER FOOTBALL

GAME 4

Harding 16

Valdosta State 13 (OT)

Searcy, Ark. ♦ September 17, 2005

Harding recovered a fumble on its 5-yard-line in overtime and kicked a game-winning 38-yard field goal on its first possession of the extra period to upend the top-ranked Blazers 16-13 in First Security Stadium.

Valdosta State opened the scoring with a 46-yard field goal from senior kicker **Michael Green** just over seven minutes into the game before Harding scored the next 13 points to lead 13-3 heading to the fourth quarter.

Adam Lybrand got Harding on the board with a 29-yard touchdown run that capped a seven-play, 69 yard drive with 4:43 to go in the first period while Ben Davis added a 37-yard field goal in the second quarter and a 35-yard field goal with 1:50 to go in the third to post the Bisons to a 10-point lead.

The Blazers spent little time evening the game in the fourth period as they scored twice in the first four minutes. After Davis' second field goal, Valdosta State marched 75 yards in just seven plays and 2:52 of game time to cut their deficit to 13-10. Senior quarterback **Barrett Wilkes** found sophomore tight end **Zach Parker** in the end zone for an eight-yard scoring strike with 13:47 to go in regulation.

On Harding's ensuing drive, the Blazer defense answered the challenge as it forced the Bison's to punt after losing two yards on three plays. The HU punt was partially blocked by freshman rover **Everett Kitchens** and traveled just 18 yards, giving VSU the ball on the Bison 28 yard line. However, Harding stuffed a rushing attempt by senior running back **William Milton** and two Wilkes passes fell incomplete, forcing a 45-yard field goal by Green to tie the game at 13.

Valdosta State had first crack at the scoreboard in the extra frame and appeared to be in perfect position for the score after Wilkes found junior wide receiver **Derek Tharpe** for a 20-yard gain to the HU five yard line. However, Bison Reggie Knighton stripped the ball from Tharpe's grasp and the fumble was recovered by Harding's Steve Brown to end the Blazer threat.

Lybrand and Blake Smith each gained two yards on the Bison's ensuing drive from the 25-yard line and Davis nailed his third field goal of the day, a 38-yarder, to give Harding the victory.

Wilkes completed 33 of his 54 touchdowns on the day, but was picked off four times against just one touchdown for the Blazers. Milton led the VSU rushing attack with 41 yards on seven carries while Tharpe caught a team-high six passes for 88 yards.

Lybrand was 17-of-32 passing for 182 yards and was picked off three times. Kyle Wess carried the ball 11 times for 64 yards to pace the Bison rushing game while David Feliciano caught eight passes for 109 yards.

Sophomore cornerback **Shawn Harris**, senior cornerback **Michael Flood** and senior defensive end **Tim Thompson** each recorded nine tackles for Valdosta State while senior cornerback **Antwan Harris** picked off two Bison passes. Knighton led Harding with 10 tackles while Robert Towns recorded two interceptions.

Valdosta State	3	0	0	10	0	-	13	Record: (3-1, 1-1)
Harding	7	3	3	0	3	-	16	Record: (3-1, 1-1)

1st	7:48	VSU - Michael Green 46 yd field goal
	4:43	HU - Adam Lybrand 29 yd run (Ben Davis kick)
2nd	6:58	HU - Ben Davis 37 yd field goal
3rd	1:50	HU - Ben Davis 35 yd field goal
4th	13:47	VSU - Zach Parker 8 yd pass from Barrett Wilkes (Michael Green kick)
	11:46	VSU - Michael Green 45 yd field goal
OT		HU - Ben Davis 38 yd field goal

	VSU	HU
First Downs	18	23
Rushes-Yards (Net)	19-73	38-206
Passing Yards (Net)	300	247
Passes Att-Comp-Int	54-33-4	44-22-3
Total Offense (Plays-Yards)	73-373	82-453
Fumble Returns-Yards	0-0	0-0
Punt Returns-Yards	2-3	1-9
Kickoff Returns-Yards	3-34	3-54
Interception Returns-Yards	2-3	1-9
Punts (Number-Avg)	4-42.8	6-33.2
Fumbles-Lost	2-1	1-0
Penalties-Yards	7-79	6-54
Time of Possession	30:11	29:49
Sacks By: Number-Yards	3-24	1-10

RUSHING: Valdosta State-William Milton 7-41; Sherard Reynolds 1-25; Thomas Arnold 2-5; Barrett Wilkes 5-3. Harding-Kyle Wess 11-64; Blake Smith 9-54; Moala Lolohea 2-43; Adam Lybrand 9-35; David Knighton 3-10; Dondray Thomas 1-8.

PASSING: Valdosta State-Barrett Wilkes 33-54-4-300. Harding-Adam Lybrand 17-32-3-182; David Knighton 5-12-0-65.

RECEIVING: Valdosta State-Derek Tharpe 6-88; Travis Taylor 5-55; Zach Parker 5-46; William Milton 5-22; Clay Callaway 3-33; Jeffery Felton 3-26; Tyler Aurandt 3-16; Thomas Arnold 3-14. Harding-David Feliciano 8-109; Reid Smith 5-53; Aaron Mitchell 4-25; Joe Price 3-41; Nick Noel 1-11; Kyle Wess 1-8.

INTERCEPTIONS: Valdosta State-Antwan Harris 2-33; Gio Blalock 1-17. Harding-Robert Towns 2-0; Reggie Knighton 1-0; Travis DeSisso 1-0.

Stadium: First Security Stadium

Attendance: 4850

Wind: SSE at 5

77 degrees and Sunny

2006 BLAZER FOOTBALL

GAME 5

Valdosta State 12

Central Arkansas 7

Valdosta, Ga. • September 24, 2005

Sophomore cornerback **Shawn Harris** intercepted a Central Arkansas pass at the Valdosta State nine-yard-line with nine seconds left in the game to preserve a 12-7 Blazer victory over the Bears 24 at Bazemore-Hyder Stadium.

The defenses ruled the first quarter as Valdosta State was forced to punt twice and Central Arkansas missed a 28-yard field goal before also having to punt before the Blazers opened the scoring in the second period. Senior quarterback **Barrett Wilkes** completed three straight passes and four-of-five overall for 45 yards on VSU's third drive to set up a 27-yard field goal by senior kicker **Michael Green** for a 3-0 VSU lead.

After an interception by senior cornerback **Michael Flood** gave the Blazers the ball back on their own 10 yard line, Wilkes again went to the air to move the ball. Wilkes completed six passes for 88 yards on the drive, capping it with a 12 yard completion to freshman wide receiver **Sherrard Reynolds** with 3:30 to go in the first half for a double digit VSU lead.

Valdosta State closed out its scoring with 8:48 in the third quarter when Bear quarterback Chris Reil was tackled for a loss in the endzone by senior defensive end **Dedric Morrison** to give VSU a 12-0 advantage.

Central Arkansas finally got on the board with less than a minute to go in the third period as it marched 80 yards on nine plays. Ben Faires hauled in a 16-yard pass from Nathan Brown for the score and Garrett Morgan's extra point cut the UCA deficit to 12-7 with :36 to go in the third quarter.

The Valdosta State defense forced Central Arkansas into a punt and forced a turnover on downs before the game deciding interception in the final minute of the game.

Wilkes completed 22-of-38 passes for 287 yards, a touchdown and an interception while freshman running back **Michael Terry** picked up 44 yards on eight carries to lead the rushing attack. Senior running back **William Milton** caught six passes for 47 yards to lead the receivers.

For Central Arkansas, Brown recorded 173 yards on a 19-of-25 outing while tossing two interceptions and the one touchdown. Kentrel Rogers carried the ball 14 times for 40 yards while Aaron Fairouz caught 10 passes for 128 yards.

Sophomore linebacker **Donnie Daniels** led the Valdosta State defense with six tackles while Ryan Taylor paced the Bears with 13 tackles and a sack.



Central Arkansas	0	0	7	0	-	7	Record: (3-2, 2-1)
Valdosta State	0	10	2	0	-	12	Record: (4-1, 2-1)

2nd	12:54	VSU - Michael Green 27 yd field goal
	3:30	VSU - Sherrard Reynolds 12 yd pass from Barrett Wilkes (Michael Green kick)
3rd	8:48	VSU - TEAM safety
	:36	UCA - Ben Faires 16 yd pass from Nathan Brown (Garrett Morgan kick)

	UCA	VSU
First Downs	17	16
Rushes-Yards (Net)	26-82	26-65
Passing Yards (Net)	277	287
Passes Att-Comp-Int	41-29-2	41-22-1
Total Offense (Plays-Yards)	67-359	67-352
Fumble Returns-Yards	0-0	0-0
Punt Returns-Yards	1-14	1-0
Kickoff Returns-Yards	2-38	2-24
Interception Returns-Yards	1-16	2-0
Punts (Number-Avg)	4-27.0	4-40.3
Fumbles-Lost	2-1	1-1
Penalties-Yards	9-75	8-72
Time of Possession	31:02	28:58
Sacks By: Number-Yards	3-16	0-0

RUSHING: Central Arkansas-Kentrel Rogers 14-40; Ross Brown 4-30; Willie Hopson 1-11; Chris Reil 6-9. Valdosta State-Michael Terry 8-44; William Milton 4-18; Latray Walker 3-3.

PASSING: Central Arkansas-Nathan Brown 19-25-2-173; Chris Reil 10-15-0-104. Valdosta State-Barrett Wilkes 22-38-1-287; Lewis Kuffuor 0-3-0-0.

RECEIVING: Central Arkansas-Aaron Fairouz 10-128; Michael Norvell 9-54; Ben Faires 5-80; Kentrel Rogers 4-18. Valdosta State-William Milton 6-47; Derek Tharpe 4-73; Zach Parker 4-53; Sherrard Reynolds 2-55; Dedric Smith 2-24.

INTERCEPTIONS: Central Arkansas-Cory Cangelosi 1-16. Valdosta State-Shawn Harris 1-0; Michael Flood 1-0.

Stadium: Bazemore-Hyder Stadium

Attendance: 4358

Wind: ESE at 5

91 degrees and Sunny

2006 BLAZER FOOTBALL

GAME 6

Valdosta State 24

Delta State 23

Cleveland, Miss. • October 1, 2005

Trailing 23-14 with less than five minutes to play, Valdosta State rallied for two scores to claim a 24-23 victory over Delta State at Travis Parker Field.

The Blazers opened the scoring a little over seven minutes into the game as junior quarterback **Lewis Kuffuor**, starting for an injured **Barrett Wilkes**, found freshman wide receiver **Sherrard Reynolds** for a three-yard scoring toss. The touchdown capped off an 11-play, 67 yard drive that saw Kuffuor complete five-of-seven passes for 48 yards while also rushing for 28 yards on three carries.

Delta State answered with a field goal on its next drive to cut the Statesmen deficit to 7-3, before the defenses took center stage for the remainder of the first half as the two teams combined for seven punts, an interception, a fumble and two missed field goals. The Statesmen gained their first lead just 5:10 into the second half on a Scott Eyster rushing touchdown. that gave DSU a 10-7 advantage.

VSU's offense responded two drives later with a quick strike that saw the Blazers march 75 yards in just four plays. Kuffuor completed a two-yard pass to sophomore wide receiver **Travis Taylor** and senior running backs **William Milton** and **Vincent Brown** gained 17 yards on the ground before Kuffuor hooked up with Reynolds for a 66-yard scoring strike for the 14-10 VSU lead.

Delta State was quick to respond as it scored on its next two possessions. The Statesmen used just four plays on their first drive to march 78 yards for a 17-10 advantage on a 51-yard Eyster to Mike Wallace touchdown pass. After a VSU punt, DSU again needed just four plays to score, this time on a 57 yard drive that ended on an A.J. Davis one-yard touchdown run. Bryan Walker's missed point after attempt proved pivotal as it gave Delta State a 23-10 lead with 13:49 to go in the game.

The Blazers used two fumble recoveries, a successful onside kick, key punting and a flea-flicker to over the final 13 minutes to gain the victory. The first fumble recovery came on the VSU one-yard line as junior linebacker **Bernard George** fell on a Jason Snell fumble, stopping a possible DSU scoring drive.

Valdosta State was forced to punt on its next two possessions, but the second, a 57-yarder by senior punter **Travis Tidwell**, was downed at the Delta State two yard line. On the second play of the ensuing drive, the Statesmen again coughed up the football, and sophomore cornerback **Shawn Harris** fell on the loose ball at the Statesmen three. Kuffuor proceeded to hit Milton for the touchdown to trim the DSU lead to 23-21.

The onside kick followed, but the Blazers couldn't move and again called on Tidwell, who killed a punt at the DSU three. The following DSU punt was returned to the DSU 34 by junior wide receiver Jeffery Felton with 2:34 left in the game. On the first play of the VSU drive, Kuffuor lateralled to sophomore wide receiver **Clay Callaway**, who proceeded to pass the ball back to Kuffuor for a 26-yard gain to the Delta State eight. Three plays later, senior kicker **Michael Green** knocked home a 17-yard chip shot for a 24-23 VSU lead.

Kuffuor completed 23-of-42 passes for 238 yards, three touchdowns and two interceptions while also leading the team in rushing with 81 yards on 19 carries. Reynolds caught five passes for 85 yards to pace the receiving core.

For Delta State, Eyster recorded 326 yards on a 21-of-37 outing while tossing an interception and a touchdown. Eyster also picked up 75 yards rushing on eight carries while Robert Davis caught a team-high seven passes for 89 yards.

Sophomore linebacker **William Montford** and senior defensive end **Tim Thompson** led the Valdosta State defense with five tackles each while Pete Golding paced the Statesmen with eight tackles, an interception, a forced fumble and a fumble recovery.

Valdosta State	7	0	7	10	-	24	Record: (5-1, 3-1)
Delta State	3	0	14	6	-	23	Record: (3-3, 2-2)

1st	7:40	VSU - Sherrard Reynolds 3 yd pass from Lewis Kuffuor (Michael Green kick)
	4:42	DSU - Bryan Walker 33 yd field goal
3rd	9:50	DSU - Scott Eyster 1 yd run (Bryan Walker kick)
	4:08	VSU - Sherrard Reynolds 66 yd pass from Lewis Kuffuor (Michael Green kick)
	2:51	DSU - Mike Wallace 51 yd pass from Scott Eyster (Bryan Walker kick)
4th	13:49	DSU - A.J. Davis 1 yd run (Bryan Walker kick failed)
	4:03	VSU - William Milton 2 yard pass from Lewis Kuffuor (Michael Green kick)
	1:19	VSU - Michael Green 17 yd field goal

	VSU	DSU
First Downs	20	18
Rushes-Yards (Net)	34-199	36-201
Passing Yards (Net)	264	326
Passes Att-Comp-Int	43-24-2	37-21-1
Total Offense (Plays-Yards)	77-426	73-515
Fumble Returns-Yards	0-0	0-0
Punt Returns-Yards	3-14	1-9
Kickoff Returns-Yards	6-111	3-52
Interception Returns-Yards	1-0	2-16
Punts (Number-Avg)	9-38.6	7-33.7
Fumbles-Lost	3-1	3-3
Penalties-Yards	10-60	5-34
Time of Possession	33:55	26:05
Sacks By: Number-Yards	0-0	1-2

RUSHING: Valdosta State-Lewis Kuffuor 19-81; Vincent Brown 12-61; William Milton 2-16. Delta State-Scott Eyster 8-75; Jason Snell 15-73; Radale Pearson 8-38; A.J. Davis 3-7.

PASSING: Valdosta State-Lewis Kuffuor 23-42-2-238; Clay Callaway 1-1-0-26. Delta State-Scott Eyster 21-37-1-326.

RECEIVING: Valdosta State-Sherrard Reynolds 5-85; William Milton 5-16; Clay Callaway 3-19; Derek Tharpe 2-30; Zach Parker 2-29; Tyler Aurandt 2-26; Travis Taylor 2-12; Vincent Brown 1-16. Delta State-Robert Davis 7-89; Chad Ridley 3-80; Mike Wallace 3-69; Radale Pearson 3-30; Jason Snell 3-28; Jeremy Ricks 2-30.

INTERCEPTIONS: Valdosta State-Donnie Daniels 1-0. Delta State-Pete Golding 1-0; Monterio James 1-16.

Stadium: Travis Parker Field

Attendance: 2500

Wind: Calm

85 degrees and Sunny

2006 BLAZER FOOTBALL

GAME 7

Valdosta State 52

Henderson State 12

Valdosta, Ga. • October 8, 2005

Valdosta State built a 31-12 halftime lead and never looked back as the Blazers defeated Henderson State 52-12 on Homecoming Saturday at Bazemore-Hyder Stadium.

Junior quarterback **Barrett Wilkes**, returning to the starting lineup after missing the previous week due to injury, opened the scoring just over minutes into the game as he found sophomore wide receiver **Travis Taylor** for a four-yard scoring strike. The drive took just seven plays and 2:47 to cover 47 yards as Wilkes completed all three of his passes while the VSU running game added 37 yards, including a 26-yard scamper from senior running back **William Milton**.

Henderson State answered by marching 56 yards over the next two minutes to get a 27-yard Bryan Woodard field goal, but Wilkes again went to the air to give VSU a double-digit lead before the end of the first quarter. The Valdosta native completed six-of-seven passes for 60 yards with the final coming on a three-yard toss to sophomore wide receiver **Clay Callaway** for the 14-3 Blazer edge.

The Reddies managed to drive 26 yards before their next drive stalled setting up sophomore line backer **Maurice Leggett's** first score of the day. Leggett blocked the ensuing punt attempt and scooped up the ball at the HSU 20 yard line before racing to the endzone to give Valdosta State a 21-3 lead.

Henderson State added a Woodard 30-yard field goal and a touchdown reception from Dane King to Marques Clark over the next five minutes to cut its deficit to 21-12, but would get no closer as VSU added a touchdown and a field goal as well before the end of the half.

After junior linebacker **Bernard George** intercepted a King pass on the HSU 39 yard line, senior running back **Vincent Brown** scampered 33 yards on two carries and Wilkes found freshman wide receiver **Sherrard Reynolds** for a nine-yard scoring strike to post the Blazers to a 28-12 advantage. VSU stopped the Reddies on their next drive and moved to the Henderson State seven yard line, where senior kicker **Michael Green** added a 27-yard field goal just 13 seconds before the intermission.

Wilkes added a one-yard scoring run with 8:58 to go in the third quarter to push the VSU lead to 38-12 before giving way to junior quarterback **Lewis Kuffuor** in the fourth quarter. Kuffuor hooked up with Reynolds for a 67-yard touchdown pass with 9:16 to go in the game to extend the Valdosta lead to 45-12 and Leggett closed out the scoring with a 60-yard interception return for a touchdown with 3:47 to go in the game.

Wilkes completed 24-of-30 passes for 202 yards and three touchdowns against no interceptions while Brown recorded VSU's first 100-yard rushing game of the season with 100 yards on 10 attempts. Reynolds led the receiving corps with five receptions and 112 yards to go with his two touchdowns.

Henderson State's Dane King completed 37-of-66 passes for 386 yards and one touchdown, but was picked off three times in the process. Bernard Palmer gained 18 yards on 11 attempts to lead the Reddie rushing attack while Clark caught nine passes for 166 yards.

Freshman linebacker **Lavarus Dollar** and junior linebacker **Jason McNeill** each recorded seven tackles to lead the Blazers defensively while Leggett added five tackles to go with his two scores. Drew Hill and Jason Santiago each recorded seven tackles to lead Henderson State.

Henderson State	3	9	0	0	-	12	Record: (2-5, 1-4)
Valdosta State	14	17	7	14	-	52	Record: (6-1, 4-1)

1st	9:41	VSU - Travis Taylor 4 yd pass from Barrett Wilkes (Michael Green kick)
	7:35	HSU - Bryan Woodard 27 yd field goal
	1:38	VSU - Clay Callaway 3 yd pass from Barrett Wilkes (Michael Green kick)
2nd	14:45	VSU - Maurice Leggett 20 yd blocked punt return (Michael Green kick)
	13:06	HSU - Bryan Woodard 30 yd field goal
	9:44	HSU - Marques Clark 9 yd pass from Dane King (Dane King pass failed)
	2:45	VSU - Sherard Reynolds 9 yd pass from Barrett Wilkes (Michael Green kick)
	:13	VSU - Michael Green 24 yd field goal
3rd	8:58	VSU - Barrett Wilkes 1 yd run (Michael Green kick)
4th	9:16	VSU - Sherrard Reynolds 67 yd pass from Lewis Kuffuor (Michael Green kick)
	3:47	VSU - Maurice Leggett 60 yd interception return (Michael Green kick)

	HSU	VSU
First Downs	21	20
Rushes-Yards (Net)	19-16	35-195
Passing Yards (Net)	386	276
Passes Att-Comp-Int	66-37-3	35-27-0
Total Offense (Plays-Yards)	85-402	70-471
Fumble Returns-Yards	0-0	0-0
Punt Returns-Yards	2-29	2-63
Kickoff Returns-Yards	6-110	2-33
Interception Returns-Yards	0-0	3-73
Punts (Number-Avg)	6-28.3	6-35.5
Fumbles-Lost	0-0	3-1
Penalties-Yards	4-35	4-42
Time of Possession	29:00	31:00
Sacks By: Number-Yards	2-21	3-15

RUSHING: Henderson State-Bernard Palmer 11-18; Arthur Burnett 1-3. Valdosta State-Vincent Brown 10-100; William Milton 8-66; Barrett Wilkes 7-15; Mitch Stewart 2-11.

PASSING: Henderson State-Dane King 37-66-3-386. Valdosta State-Barrett Wilkes 24-30-0-202; Lewis Kuffuor 2-3-0-76.

RECEIVING: Henderson State-Marques Clark 9-166; Earvin Brown 5-51; Garrett Manning 5-45; Jason Factuar 5-36; K. Williamson 3-22; Bernard Palmer 3-18; Chase Meyers 2-22; Donald Bell 2-10; J. Buchanan 2-10. Valdosta State-Sherard Reynolds 5-112; Derek Tharpe 5-39; Clay Callaway 4-33; Vincent Brown 4-27; Zach Parker 3-23; Tyler Aurandt 2-22.

INTERCEPTIONS: Henderson State-None. Valdosta State-Jason McNeill 1-0; Maurice Leggett 1-60; Bernard George 1-13.

Stadium: Bazemore-Hyder Stadium

Attendance: 4968

Wind: Calm

82 degrees and Overcast

2006 BLAZER FOOTBALL

GAME 8

Valdosta State 31

West Alabama 19

Livingston, Ala. ♦ October 15, 2005

Valdosta State survived four turnovers and a third-quarter West Alabama comeback attempt to defeat the Tigers 31-19 in Tiger Stadium.

Junior quarterback **Barrett Wilkes** got Valdosta State going early as he directed an eight play, 77-yard scoring drive that covered 3:59 of game clock on VSU's first possession. Wilkes completed all five of his passes on the drive, for 46 yards, while senior running back **Vincent Brown** carried the ball twice for 22 yards. Wilkes hooked up with freshman wide receiver **Dedric Smith** from 14 yards out for the score with 8:36 to go.

After sophomore cornerback **Shawn Harris** recovered a Tiger fumble on the UWA 39 yard line, Wilkes quickly added another scoring strike just 1:27 later. Wilkes completed two passes to sophomore tight end **Zach Parker**, the final being a 27-yarder that gave the Blazers a 14-0 advantage.

Senior kicker **Michael Green** added a 47-yard field goal three and a half minutes later before West Alabama finally got on the board with 2:40 to go in the first quarter. On the second play from scrimmage after Green's field goal, Tiger quarterback James Reiter found Andre Epps for an 80-yard scoring reception to cut the UWA deficit to 17-6.

Wilkes added his third touchdown pass of the day with 9:10 to go in the first half when he hooked up with sophomore wide receiver **Jeffrey Felton** for a 39-yard touchdown pass. The Valdosta State drive took just 1:27 and five plays to cover 57 yards as Wilkes completed four-of-five attempts on the drive.

West Alabama kept the VSU offense out of the endzone the rest of the contest to stage its comeback bid. Reiter found Chris Coach with a 79-yard scoring strike with 8:11 to go in the third quarter and Eric McCants scored from a yard out just 1:54 later to cut the Blazer advantage to 24-19.

However, UWA would get no closer as sophomore linebacker **Donnie Daniels** returned a fumble 11 yards for a score with 10:42 to go in the contest to close out the scoring.

Wilkes completed 31-of-40 passes for 338 yards and three touchdowns, against just one interception, to lead the passing attack. Brown gained 84 yards on 14 carries while Felton had five receptions for 107 yards.

Reiter tallied 275 yards while completing 11-of-26 passing attempts and balanced his two touchdown tosses with two interceptions. He also gained 75 yards on 24 carries to lead the rushing attack while Epps caught five passes for 132 yards.

Junior linebacker **Jason McNeill** recorded 11 tackles, including one sack, and forced a fumble to lead Valdosta State defensively, while Richard Beville tallied eight tackles and a pass break up for the Tigers.

Valdosta State	17	7	0	7	-	31	Record: (7-1, 5-1)
West Alabama	6	0	13	0	-	19	Record: (2-6, 0-6)

1st	8:36	VSU - Dedric Smith 14 yd pass from Barrett Wilkes (Michael Green kick)
	7:09	VSU - Zach Parker 27 yd pass from Barrett Wilkes (Michael Green kick)
	3:30	VSU - Michael Green 47 yd field goal
	2:40	UWA - Andre Epps 80 yd pass from James Reiter (Team rush failed)
2nd	9:10	VSU - Jeffery Felton 39 yd pass from Barrett Wilkes (Michael Green kick)
3rd	8:11	UWA - Chris Coach 79 yd pass from James Reiter (James Reiter pass failed)
	6:17	UWA - Eric McCants 1 yd run (J.D. Wu kick)
4th	10:42	VSU - Donnie Daniels 11 yd fumble recovery (Michael Green kick)

	VSU	UWA
First Downs	20	17
Rushes-Yards (Net)	25-109	48-132
Passing Yards (Net)	338	275
Passes Att-Comp-Int	40-31-1	27-11-2
Total Offense (Plays-Yards)	65-447	75-407
Fumble Returns-Yards	1-11	0-0
Punt Returns-Yards	1-(-1)	2-7
Kickoff Returns-Yards	3-94	2-33
Interception Returns-Yards	2-54	1-13
Punts (Number-Avg)	5-37.6	5-39.2
Fumbles-Lost	5-3	5-3
Penalties-Yards	11-99	7-59
Time of Possession	28:48	31:12
Sacks By: Number-Yards	3-14	2-18

RUSHING: Valdosta State-Vincent Brown 14-84; Barrett Wilkes 7-19. West Alabama-James Reiter 24-75; Eric McCants 9-37; Jerin Wright 9-24.

PASSING: Valdosta State-Barrett Wilkes 31-40-1-338. West Alabama-James Reiter 11-26-2-275.

RECEIVING: Valdosta State-Jeffery Felton 5-107; Vincent Brown 5-19; Zach Parker 4-62; Derek Tharpe 4-19; Sherard Reynolds 3-47; Tyler Aurdant 3-9; Clay Callaway 2-24; Travis Taylor 2-24; Cedric Haywood 2-13; Dedric Smith 1-14. West Alabama-Andre Epps 5-132; Chris Coach 4-130; Jerin Wright 1-10; Josh Jones 1-3.

INTERCEPTIONS: Valdosta State-Everette Kitchens 1-54; Shawn Harris 1-0. West Alabama-Travis Campbell 1-13.

Stadium: Tiger Stadium

Attendance: 1200

Wind: Calm

87 degrees and Sunny

2006 BLAZER FOOTBALL

GAME 9

Valdosta State 26

North Alabama 23

Valdosta, Ga. • October 20, 2005

Senior kicker **Michael Green** kicked four field goals to lead Valdosta State to a 26-23 victory over North Alabama in front of a regional television audience at Bazemore-Hyder Stadium.

Green got the Blazers on the board first with a 48-yard boot just under six minutes into the game. UNA's Lyle Atkinson gave VSU excellent field condition as he misfired on a punt that traveled just seven yards to the Lion 30 yard line. However, Valdosta State was unable to move the ball, losing a yard on two rushing attempts and seeing a pass fall incomplete, to set up Green's kick for a 3-0 lead with 9:35 to go.

VSU's next drive proved to be more successful as it marched 54 yards in seven plays to go up 10-0. Junior quarterback **Barrett Wilkes** completed all four of his passes on the drive while senior running back **Vincent Brown** picked up seven yards on the ground. Sophomore wide receiver **Clay Callaway** hauled in a 28 yard toss from Wilkes for the eventual score.

North Alabama fought back in the second quarter as Yuta Fukuda hit two field goals and Vinnie Saylor scored from a yard out to post the Lions to a 13-10 advantage with 1:31 to go in the half. However, Wilkes was again perfect through the air, connecting on four attempts to move 45 yards, setting up Green's 44 yard field goal with three seconds remaining to even the contest at 13 at the half.

Brown pushed Valdosta State back in front in the third quarter as he scored on a four-yard run. The Adel, Ga. native picked up 25 yards on four carries on the drive while Wilkes completed two-of-three passes for 34 yards. Brown's run with 6:59 to go in the frame gave the Blazers a 20-13 advantage and a lead they would not relinquish.

Green added his third field goal of the contest with 2:16 to go in the quarter, capping a nine-play, 70 yard drive while Fukuda kicked a 22-yard field goal with 22 seconds to go in the third to cut the Lion deficit to 23-16 heading into the final quarter.

Brown's fourth score, the eventual game winner, came with 7:23 to go in the game. Senior free safety **Scott Foss** set up the score as he intercepted a Saylor pass on the UNA 32 yard line. However, the Blazers were able to gain just eight yards on the ensuing drive, setting up a 42-yard field goal by Brown.

North Alabama responded on its next drive, using 12 plays to move 80 yards for a touchdown. Saylor, who completed seven-of-nine attempts on the drive, found Jason Messing from 14 yards out for the score as the Blazer lead was sliced to 26-23 with 3:14 to go. However, after punting, the Valdosta State defense was able to force a turnover on downs to seal the victory.

Brown led the squad in both rushing and receiving on the night as he picked up 137 yards on 24 carries while catching seven passes for 64 yards. Wilkes completed 22-of-32 passing attempts for 214 yards and no interceptions.

Saylor completed 24-of-43 passes for 242 yards, but was also picked off three times in the game. DeMarcus Blount led the Lions in rushing with 58 yards on 19 carries while Chip Long caught nine passes for 152 yards.

Defensively, junior rover **Kevin Adkins** had six tackles to lead Valdosta State while Courtney Wright had 10 stops, one behind the line of scrimmage, to lead North Alabama.

North Alabama	0	13	3	7	-	23	Record: (6-2, 5-2)
Valdosta State	10	3	10	3	-	26	Record: (8-1, 6-1)

1st	9:35	VSU - Michael Green 48 yd field goal
	4:28	VSU - Clay Callaway 28 yd pass from Barrett Wilkes (Michael Green kick)
2nd	14:49	UNA - Yuta Fukuda 29 yd field goal
	5:26	UNA - Yuta Fukuda 21 yd field goal
	1:31	UNA - Vinnie Saylor 1 yd run (Yuta Fukuda kick)
3rd	:03	VSU - Michael Green 44 yd field goal
	6:59	VSU - Vincent Brown 4 yd run (Michael Green kick)
	2:16	VSU - Michael Green 36 yd field goal
4th	:22	UNA - Yuta Fukuda 35 yd field goal
	7:23	VSU - Michael Green 42 yd field goal
	3:14	UNA - Jason Messing 14 yd pass from Vinnie Saylor (Yuta Fukuda kick)

	UNA	VSU
First Downs	17	19
Rushes-Yards (Net)	31-103	39-161
Passing Yards (Net)	242	214
Passes Att-Comp-Int	43-24-3	32-22-0
Total Offense (Plays-Yards)	74-345	71-375
Fumble Returns-Yards	0-0	0-0
Punt Returns-Yards	0-0	1-(-6)
Kickoff Returns-Yards	6-163	5-71
Interception Returns-Yards	0-0	3-0
Punts (Number-Avg)	4-28.3	6-27.3
Fumbles-Lost	0-0	2-1
Penalties-Yards	3-15	5-65
Time of Possession	28:48	31:12
Sacks By: Number-Yards	1-1	0-0

RUSHING: North Alabama-DeMarcus Blount 19-58; Jaron Fountain 4-19; Anthony Merritt 2-16; Vinnie Saylor 4-11. Valdosta State-Vincent Brown 24-137; Barrett Wilkes 6-12; William Milton 6-11.

PASSING: North Alabama-Vinnie Saylor 24-43-3-242. Valdosta State-Barrett Wilkes 22-32-0-214.

RECEIVING: North Alabama-Chip Long 9-152; Jaron Fountain 6-23; DeMarcus Blount 4-4; Jason Messing 2-52; Anthony Merritt 2-14. Valdosta State-Vincent Brown 7-64; Clay Callaway 3-51; Derek Tharpe 3-25; Sherard Reynolds 3-20; Zach Parker 2-31.

INTERCEPTIONS: North Alabama-None. Valdosta State-Jason McNeill 1-0; Scott Foss 1-0; Everette Kitchens 1-0.

Stadium: Bazemore-Hyder Stadium

Attendance: 6098

Wind: Calm

80 degrees and Sunny

2006 BLAZER FOOTBALL

GAME 10

Valdosta State 44

Southern Arkansas 41

Magnolia, Ark. ♦ October 29, 2005

Third-ranked Valdosta State fought back from a 26-14 halftime deficit to claim a 44-41 victory over Southern Arkansas in Wilkins Stadium.

The Muleriders spent little time jumping out on top as D.D. Holyfield broke loose for an 80-yard touchdown run on the first play from scrimmage and David Korff added a 28-yard field goal before Ryan Sworn added a 78-yard scoring run at the 3:19 mark to push the Mulerider lead to 16-0.

Valdosta State began its comeback on its next drive as it marched 63 yards in six plays for a touchdown. Junior quarterback **Barrett Wilkes** hooked up with sophomore wide receiver **Clay Calloway** on a pair of passes that totaled 48 yards and rushed for 10 yards on a pair of carries, including a five-yarder for the touchdown to cut VSU's deficit to 16-7.

Southern Arkansas responded with a 16-yard touchdown pass from Josh San Filippo to Johnny Fields only to have the Blazers again answer. Freshman quarterback **Tucker Pruitt** stepped in for Wilkes and found freshman wide receiver **Sherrard Reynolds** for a 47-yard strike that pushed the VSU deficit back to nine points.

Korff added his second field goal of the game, a 22-yarder as time expired in the first half, to push the Mulerider lead back to 12, only to have VSU explode for 20 points, behind three rushing touchdowns by senior running back **Vincent Brown**, in the third quarter to grab the lead.

On Valdosta State's first drive of the second half, Brown picked up 23 yards on four carries and capped off the possession with a one-yard plunge that sliced VSU's deficit to 26-21.

After a punt backed the Blazers up to their own nine yard line, Wilkes' arm and Brown's legs engineered an 81-yard drive that gave VSU its first lead. Wilkes completed six passes on the drive and Brown gained 20 yards, including a five-yard touchdown run with 5:07 to go in the quarter that posted the Blazers to a 27-26 advantage.

Southern Arkansas was again forced to punt setting up Brown's third score of the quarter with 1:32 to go in the third. Senior running back **William Milton** opened the drive with a 28-yard pick up on the ground and Wilkes completed a 21-yard pass to sophomore wide receiver **Jeffrey Felton** before Brown scored from six yards out to push the Blazer advantage to 34-26.

The Blazers got the ball back to start the fourth quarter and immediately struck as Wilkes found Reynolds for a 40-yard scoring reception to go up 41-26 only to have SAU answer with a SanFilippo to Torrance Hoye touchdown pass with 10:26 to go in the game.

Senior kicker Michael Green scored Valdosta State's final points with 4:08 to go on a 17-yard field goal and Holyfield added a 15-yard scoring run for the Muleriders with 2:43 remaining to close out the scoring. The Blazers recovered an onside kick attempt on the ensuing kickoff to seal the victory.

Wilkes completed 18-of-26 passes without an interception for 294 yards for VSU. Brown recorded his second straight 100-yard rushing game as he totalled 138 yards on 24 attempts while Reynold hauled in six passes for 194 yards.

SanFilippo was 13-of-22 passing for 184 yards and Holyfield picked up 205 yards on 24 carries to lead Southern Arkansas. Hoye led the Mulerider receiving corps with six catches and 62 yards.

Sophomore linebacker Donnie Daniels led the Blazer defense with 11 tackles while Terrence Smith had 10 to lead SAU.

Valdosta State	7	7	20	10	-	44	Record: (9-1, 7-1)
Southern Arkansas	16	10	0	15	-	41	Record: (5-5, 3-5)

1st	14:44	SAU - D.D. Holyfield 80 yd run (David Korff kick failed)
	6:41	SAU - David Korff 28 yd field goal
	3:19	SAU - Ryan Sworn 78 yd run (David Korff kick)
2nd	1:17	VSU - Barrett Wilkes 5 yd run (Michael Green kick)
	12:33	SAU - Johnny Fields 16 yd pass from Josh SanFilippo (David Korff kick)
	11:31	VSU - Sherrard Reynolds 47 yd pass from Tucker Pruitt (Michael Green kick)
3rd	:00	SAU - David Korff 22 yd field goal
	12:30	VSU - Vincent Brown 1 yd run (Michael Green kick)
	5:07	VSU - Vincent Brown 5 yd run (Barrett Wilkes pass failed)
4th	1:32	VSU - Vincent Brown 6 yd run (Michael Green kick)
	14:54	VSU - Sherrard Reynolds 40 yd pass from Barrett Wilkes (Michael Green kick)
	10:26	SAU - Torrance Hoye 7 yd pass from Josh SanFilippo (David Korff kick)
	4:08	VSU - Michael Green 17 yd field goal
	2:43	SAU - D.D. Holyfield 15 yd run (Ke. Loucious pass)

	VSU	SAU
First Downs	23	25
Rushes-Yards (Net)	37-163	57-431
Passing Yards (Net)	341	184
Passes Att-Comp-Int	33-19-0	22-13-1
Total Offense (Plays-Yards)	70-504	79-615
Fumble Returns-Yards	0-0	0-0
Punt Returns-Yards	2-12	1-1
Kickoff Returns-Yards	5-102	3-95
Interception Returns-Yards	1-0	0-0
Punts (Number-Avg)	6-36.0	4-33.8
Fumbles-Lost	3-0	5-1
Penalties-Yards	11-119	12-117
Time of Possession	28:28	31:32
Sacks By: Number-Yards	0-0	3-25

RUSHING: Valdosta State-Vincent Brown 24-138; William Milton 2-30. Southern Arkansas-D.D. Holyfield 24-205; Ryan Sworn 6-93; Tony McDonald 8-58; Josh SanFilippo 13-37; Tony Grecco 1-17.

PASSING: Valdosta State-Barrett Wilkes 18-26-0-294; Tucker Pruitt 1-7-0-47. Southern Arkansas-Josh SanFilippo 13-22-1-184.

RECEIVING: Valdosta State-Sherard Reynolds 6-194; Clay Calloway 3-54; Vincent Brown 3-17; Zach Parker 2-30; William Milton 2-22. Southern Arkansas-Torrance Hoye 6-62; Johnny Fields 3-95; Ke. Loucious 2-14.

INTERCEPTIONS: Valdosta State-Bernard George 1-0. Southern Arkansas-None.

Stadium: Wilkins Stadium

Attendance: 4566

Wind: SSE at 8

67 degrees and Sunny

2006 BLAZER FOOTBALL

GAME 11

West Georgia 29

Valdosta State 15

Valdosta, Ga. • November 5, 2005

West Georgia forced seven Valdosta State turnovers and recorded nine sacks en route to a 29-15 victory over the Blazers in VSU's regular season finale at Bazemore-Hyder Stadium.

The Braves first sack and forced turnover of the game came on VSU's first drive leading to the only score of the first half. Blazer junior quarterback **Barrett Wilkes** fumbled while being sacked on the UWG 26-yard line. Brave quarterback Brett Yenser proceeded to complete a 58-yard pass to Beau Whitmore, setting up a Brian Davis one yard plunge.

Senior kicker **Michael Green** got Valdosta State on the board 12 seconds into the second quarter as he capped an 11-play, 56 yard drive with a 38-yard field goal. However, West Georgia pushed their lead to 14-3 with 8:12 to go in the half as Javari Taylor scored on a two-yard rushing attempt to close out the first half scoring.

UWG's lead went to two full touchdowns less than three minutes into the second half as Adi Brkic kicked a 25-yard field goal, but Green answered five minutes later to again push the Blazer deficit to 11 points at 17-6. Another Brave sack pushed the lead to 19-6 as Wilkes was brought down in VSU's endzone by Damian Green for a safety.

Brkic added a 35-yard field goal almost two minutes into the fourth quarter before the VSU offense found the endzone for its only touchdown of the day. Brkic's kick on the ensuing kickoff after the field goal traveled just 43 yards and was returned 28 yards to the UWG 30 yard line by sophomore wide receiver **Jeffrey Felton**. Wilkes proceeded to completethree passes for 20 yards before senior running back **Vincent Brown** scored on a 10-yard run to cut the Blazer deficit to 22-12 with 12:14 remaining.

Green cut the deficit to just a touchdown with a 52-yard field goal with 6:12 remaining in the contest and Valdosta State threatened on its next drive as it moved to the West Georgia 32 yard line, but Breon Ford picked off a Wilkes pass and returned it 69 yards for a touchdown to seal the upset.

Wilkes completed 29-of-37 passes for 252 yards, but was intercepted three times by the Brave defense. Brown picked up 74 yards on 17 carries while sophomore tight end **Zach Parker** caught seven passes for 57 yards to lead the receivers.

Yenser completed 10-of-23 passes for 175 yards while Javari Taylor led the UWG rushing attack with 39 yards on 20 carries. Johnny Williams led the Brave receivers with four catches and 54 yards.

Junior linebacker Michael Cullen tallied eight tackles to lead Valdosta State defensively while John Perkins had nine tackles, including one for a loss, and intercepted a pass for West Georgia. Odell Willis recorded four of the Braves' sacks.

West Georgia	7	7	5	10	-	29	Record: (7-4, 7-2)
Valdosta State	0	3	3	9	-	15	Record: (9-2, 7-2)

1st	9:44	UWG - Brian Davis 1 yd run (Adi Brkic kick)
2nd	14:48	VSU - Michael Green 38 yd field goal
	8:12	UWG - Javari Taylor 2 yd run (Adi Brkic kick)
3rd	11:21	UWG - Adi Brkic 25 yd field goal
	6:54	VSU - Michael Green 26 yd field goal
	2:25	UWG - Damian Green safety
4th	13:18	UWG - Adi Brkic 35 yd field goal
	12:14	VSU - Vincent Brown 10 yd run (Barrett Wilkes pass failed)
	6:12	VSU - Michael Green 52 yd field goal
	3:02	UWG - Breon Ford 69 yd interception return (Adi Brkic kick)

	UWG	VSU
First Downs	10	20
Rushes-Yards (Net)	39-36	30-(-16)
Passing Yards (Net)	175	285
Passes Att-Comp-Int	23-10-0	45-31-4
Total Offense (Plays-Yards)	62-211	75-269
Fumble Returns-Yards	0-0	0-0
Punt Returns-Yards	2-30	5-22
Kickoff Returns-Yards	6-83	6-129
Interception Returns-Yards	4-82	0-0
Punts (Number-Avg)	10-43.5	3-39.0
Fumbles-Lost	0-0	3-3
Penalties-Yards	12-85	7-49
Time of Possession	29:57	30:03
Sacks By: Number-Yards	9-78	4-34

RUSHING: West Georgia-Javari Taylor 20-39; Stan Rowe 9-19. Valdosta State-Vincent Brown 17-74.

PASSING: West Georgia-Brett Yenser 10-23-0-175. Valdosta State-Barrett Wilkes 29-37-3-252; Tucker Pruitt 2-7-1-33.

RECEIVING: West Georgia-Johnny Williams 4-54; Brian Davis 2-4; Beau Whitmire 1-58; Jay Holbrook 1-27; Emory Jones 1-19; R. Gonzalez 1-13. Valdosta State-Zach Parker 7-57; Derek Tharpe 6-71; Shrad. Reynolds 5-47; Tyler Aurandt 4-42; Travis Taylor 3-25; Vincent Brown 3-14; Jeffery Felton 1-18; Scott Palmer 1-9; William Milton 1-2.

INTERCEPTIONS: West Georgia-Rico Stevenson 1-0; Adam Carter 1-0; John Perkins 1-13; Breon Ford 1-69. Valdosta State-None.

Stadium: Bazemore-Hyder Stadium

Attendance: 5616

Wind: Calm

81 degrees and Sunny

2006 BLAZER FOOTBALL

GAME 12

North Alabama 40

Valdosta State 13

Valdosta, Ga. • November 12, 2005

North Alabama shook off a lost fumble on the opening kickoff which led to a Valdosta State touchdown to roll to a 40-13 victory over the Blazers in the first round of the Division II playoffs in Bazemore-Hyder Stadium.

UNA's Jaron Fountain fielded the opening kick and returned it 14 yards before fumbling a ball that was recovered by sophomore cornerback **Shawn Harris**. Senior quarterback **Mitch Stewart**, starting for injured junior quarterback **Barrett Wilkes**, completed a pair of passes and senior running back **Vincent Brown** picked up six yards on two rushing attempts, including a two-yard scoring run with 13:42 to go in the first quarter.

The Blazer lead would not last the period as Yuta Fukuda kicked a 28-yard field with 7:24 to go in the quarter and Vinnie Saylor found Jason Messing for a 30-yard scoring strike with :39 remaining to give North Alabama a 10-7 advantage after the first quarter.

Valdosta State answered with a 10-play, 57-yard drive that ended with a 31-yard field goal by senior kicker **Michael Green** to even the game at 10, only to have UNA add a pair of touchdowns before the half to gain control of the contest. The Lions' first score came with 9:28 remaining in the half when Blake Farris scored on a fumble recovery on the VSU two yard line while Saylor found Anthony Merritt for a 31-yard touchdown pass with 4:09 to go to put the Lions up 23-10.

Green posted the only points by either team in the third quarter as he kicked a 30-yard field goal with 8:15 to go in the period, cutting the VSU deficit to 23-13, but the Blazers were unable to get any closer.

North Alabama scored 17 fourth quarter points to seal the victory. Fukuda booted a 32-yard field goal with 14:14 to go in the game while DeMarcus Blount added one-yard and two-yard touchdown runs in the final seven minutes for the final score.

Stewart was successful on 14-of-29 passing attempts for 111 yards to lead the Valdosta State passing attack. Brown picked up 64 yards on 15 carries while sophomore wide receiver Travis Taylor caught four passes for 37 yards.

Saylor completed 13-of-25 passes for 244 yards and was picked off twice for the Lions. Blount added 128 yards on 33 carries to add to his two touchdowns while Messing caught four passes for 66 yards.

Senior defensive end Tim Thompson tallied nine tackles, including one for loss, to lead the Blazers defensively. Courtney Wright had 11 tackles to pace North Alabama.

North Alabama	10	13	0	17	-	40	Record: (9-2, 7-2)
Valdosta State	7	3	3	0	-	13	Record: (9-3, 7-2)

1st	13:42	VSU - Vincent Brown 2 yd run (Michael Green kick)
	7:24	UNA - Yuta Fukuda 28 yd field goal
	:39	UNA - Jason Messing 30 yd pass from Vinnie Saylor (Yuta Fukuda kick)
2nd	11:42	VSU - Michael Green 31 yd field goal
	9:28	UNA - Blake Farris 2 yd fumble recovery (Yuta Fukuda kick)
	4:09	UNA - Anthony Merritt 31 yd pass from Vinnie Saylor (Yuta Fukuda kick failed)
3rd	8:15	VSU - Michael Green 30 yd field goal
	4th	14:14
	6:58	UNA - DeMarcus Blount 1 yd run (Yuta Fukuda kick)
	4:21	UNA - DeMarcus Blount 2 yd run (Yuta Fukuda kick)

	UNA	VSU
First Downs	21	17
Rushes-Yards (Net)	51-174	28-50
Passing Yards (Net)	244	188
Passes Att-Comp-Int	26-13-2	43-19-4
Total Offense (Plays-Yards)	77-418	71-238
Fumble Returns-Yards	1-2	0-0
Punt Returns-Yards	4-44	2 (-1)
Kickoff Returns-Yards	3-20	8-136
Interception Returns-Yards	4-105	2-0
Punts (Number-Avg)	2-42.5	5-33.4
Fumbles-Lost	2-2	3-2
Penalties-Yards	9-84	5-27
Time of Possession	33:19	26:41
Sacks By: Number-Yards	3-23	2-13

RUSHING: North Alabama-DeMarcus Blount 33-128; A.J. Milwee 3-31; Jaron Fountain 3-13; Gregory Clark 1-3; Vinnie Saylor 9-2. Valdosta State-Vincent Brown 15-64; Barrett Wilkes 2-24; Tucker Pruitt 5-20.

PASSING: North Alabama-Vinnie Saylor 13-25-2-244. Valdosta State-Mitch Stewart 14-29-0-111; Barrett Wilkes 4-7-2-41; Tucker Pruitt 1-7-2-36.

RECEIVING: North Alabama-Jason Messing 4-66; Anthony Merritt 3-76; Chip Long 3-52; Jaron Fountain 2-49. Valdosta State-Travis Taylor 4-37; Zach Parker 4-25; Clay Callaway 3-49; Vincent Brown 2-24; Sherard Reynolds 2-16; William Milton 2-8; Jeffery Felton 1-25.

INTERCEPTIONS: North Alabama-Santana Suggs 1-17; Reggie Rice 1-12; Blake Farris 1-68; Brian McNair 1-8. Valdosta State-Bernard George 2-0.

Stadium: Bazemore-Hyder Stadium

Attendance: 2891

Wind: ESE at 8

76 degrees and Sunny

2006 BLAZER FOOTBALL

2005 VALDOSTA STATE STATS

OVERALL RECORD: 9-3

GULF SOUTH CONFERENCE: 7-2

HOME: 5-2

AWAY: 3-1

NEUTRAL: 1-0

RUSHING										RECEIVING							
	G	ATT	GAIN	LOST	NET	AVG	TD	LNG	AVG/G		G	NO.	YDS	AVG	TD	LNG	AVG/G
Vincent Brown	9	136	805	37	768	5.6	6	35	85.3	Derek Tharpe	12	44	501	11.4	1	30	41.8
William Milton	12	48	292	17	275	5.7	2	28	22.9	Zach Parker	12	42	456	10.9	4	27	38.0
Lewis Kuffuor	7	32	177	53	124	3.9	1	23	17.7	Sherrard Reynolds	12	38	650	17.1	7	67	54.2
Michael Terry	3	10	53	8	45	4.5	0	36	15.0	Vincent Brown	9	36	261	7.2	0	41	29.0
Barrett Wilkes	11	77	262	227	35	0.5	4	17	3.2	William Milton	12	31	195	6.3	1	21	16.2
Sherrard Reynolds	12	4	40	8	32	8.0	0	25	2.7	Travis Taylor	12	29	264	9.1	3	24	22.0
Chad Bryant	6	13	30	8	22	1.7	1	6	3.7	Clay Callaway	12	24	299	12.5	2	36	24.9
Thomas Arnold	7	7	15	6	9	1.3	0	6	1.3	Jeffery Felton	12	24	288	12.0	1	39	24.0
Latray Walker	6	4	9	2	7	1.8	0	4	1.2	Tyler Aurandt	9	21	157	7.5	0	29	17.4
Scott Palmer	9	1	2	0	2	2.0	0	2	0.2	Dedric Smith	6	7	54	7.7	2	23	9.0
Mitch Stewart	3	5	17	15	2	0.4	0	12	0.7	Thomas Arnold	7	6	65	10.8	1	56	9.3
Tyler Pruitt	4	1	0	0	0	0.0	0	0	0.0	Lewis Kuffuor	7	4	49	12.2	0	26	7.0
Clay Callaway	12	3	6	6	0	0.0	0	4	0.0	Cedric Haywood	5	4	32	8.0	0	12	6.4
Tucker Pruitt	4	9	32	33	-1	-0.1	0	10	-0.2	Chad Bryant	6	3	17	5.7	0	13	2.8
Derek Tharpe	12	1	0	7	-7	-7.0	0	0	-0.6	Scott Palmer	9	2	10	5.0	0	9	1.1
TEAM	9	10	0	56	-56	-5.6	0	0	-6.2	Michael Terry	3	1	11	11.0	0	11	3.7
Total.....	12	361	1740	483	1257	3.5	14	36	104.8	Latray Walker	6	1	-2	-2.0	0	0	-0.3
Opponents.....	12	456	2039	364	1675	3.7	13	80	139.6	Total.....	12	317	3307	10.4	22	67	275.6
										Opponents.....	12	225	2873	12.8	13	80	239.4

PASSING										TOTAL OFFENSE							
	G	EFFIC	ATT-CMP-INT	PCT	YDS	TD	LNG	AVG/G		G	PLAYS	RUSH	PASS	TOTAL	AVG/G		
Barrett Wilkes	11	137.48	376-266-13	70.7	2668	16	47	242.5	Barrett Wilkes	11	453	35	2668	2703	245.7		
Lewis Kuffuor	7	116.37	55-29-3	52.7	331	4	67	47.3	Vincent Brown	9	136	768	0	768	85.3		
Mitch Stewart	3	103.62	32-16-0	50.0	165	1	56	55.0	Lewis Kuffuor	7	87	124	331	455	65.0		
Tucker Pruitt	4	52.73	23-5-3	21.7	117	1	47	29.2	William Milton	12	48	275	0	275	22.9		
TEAM	9	0.00	1-0-0	0.0	0	0	0	0.0	Mitch Stewart	3	37	2	165	167	55.7		
Clay Callaway	12	318.40	1-1-0	100.0	26	0	26	2.2	Total.....	12	850	1257	3307	4564	380.3		
Sherrard Reynolds	12	0.00	1-0-0	0.0	0	0	0	0.0	Opponents.....	12	855	1675	2873	4548	379.0		
Total.....	12	128.71	489-317-19	64.8	3307	22	67	275.6									
Opponents.....	12	117.60	399-225-20	56.4	2873	13	80	239.4									

PUNT RETURNS										KICK RETURNS				
	NO.	YDS	AVG	TD	LNG		NO.	YDS	AVG	TD	LNG			
Waymon Ford	11	60	5.5	0	34	Shrad. Reynolds	16	391	24.4	0	47			
Tyler Aurandt	5	4	0.8	0	10	Jeffery Felton	9	169	18.8	0	32			
Jeffery Felton	4	25	6.2	0	15	Cedric Haywood	7	135	19.3	0	42			
Bernard George	4	28	7.0	0	11	Vincent Brown	5	93	18.6	0	40			
Shawn Harris	1	26	26.0	0	0	Thomas Arnold	4	53	13.2	0	21			
TEAM	1	1	1.0	0	0	Scott Palmer	2	26	13.0	0	14			
Lewis Kuffuor	1	6	6.0	0	6	Decaris Leeks	1	-2	-2.0	0	0			
Sherrard Reynolds	1	-2	-2.0	0	0	Eric Williams	1	0	0.0	0	0			
Thomas Arnold	1	-1	-1.0	0	0	William Milton	1	4	4.0	0	4			
Maurice Leggett	0	20	0.0	1	20	Lewis Kuffuor	1	51	51.0	0	51			
Total.....	29	167	5.8	1	34	Total.....	47	920	19.6	0	51			
Opponents.....	15	136	9.1	0	38	Opponents.....	45	832	18.5	0	71			

SCORING									
	TD	FGs	KICK	RUSH	RCV	PASS	DXP	SAF	POINTS
Michael Green	0	19-26	37-37	0-0	0	0-0	0	0	94
Shrad. Reynolds	7	0-0	0-0	0-0	0	0-0	0	0	42
Vincent Brown	6	0-0	0-0	0-0	0	0-0	0	0	36
Zach Parker	4	0-0	0-0	0-0	0	0-0	0	0	24
Barrett Wilkes	4	0-0	0-0	0-1	0	0-2	0	0	24
William Milton	3	0-0	0-0	0-0	0	0-0	0	0	18
Travis Taylor	3	0-0	0-0	0-0	0	0-0	0	0	18
Dedric Smith	2	0-0	0-0	0-0	0	0-0	0	0	12
Maurice Leggett	2	0-0	0-0	0-0	0	0-0	0	0	12
Clay Callaway	2	0-0	0-0	0-0	0	0-0	0	0	12
Waymon Ford	1	0-0	0-0	0-0	0	0-0	0	0	6
Donnie Daniels	1	0-0	0-0	0-0	0	0-0	0	0	6
Chad Bryant	1	0-0	0-0	0-0	0	0-0	0	0	6
Lewis Kuffuor	1	0-0	0-0	0-0	0	0-0	0	0	6
Thomas Arnold	1	0-0	0-0	0-0	0	0-0	0	0	6
Jeffery Felton	1	0-0	0-0	0-0	0	0-0	0	0	6
Derek Tharpe	1	0-0	0-0	0-0	0	0-0	0	0	6
Jason McNeill	0	0-0	0-0	0-0	0	0-0	0	1	2
TEAM	0	0-0	0-0	0-0	0	0-0	0	1	2
Total.....	40	19-26	37-37	0-1	0	0-2	0	2	338
Opponents.....	29	17-21	20-25	0-1	1	1-3	0	1	249

2006 BLAZER FOOTBALL

DATE	OPPONENT	W/L	SCORE	ATT	INTERCEPTIONS	NO.	YDS	AVG	TD	LNG
Aug 27	vs Fort Valley State	W	32-10	7927	Bernard George	4	13	3.2	0	13
Sep 03	#10 ALBANY STATE	W	24-9	9149	Waymon Ford	3	50	16.7	1	31
Sep 10	*OUACHITA BAPTIST	W	52-20	4213	Antwan Harris	2	33	16.5	0	33
Sep 17	*at Harding	L (ot)	13-16	4850	Shawn Harris	2	0	0.0	0	0
Sep 24	*CENTRAL ARKANSAS	W	12-7	4358	Jason McNeill	2	0	0.0	0	0
Oct 01	*at Delta State Univ.	W	24-23	2455	Evret. Kitchens	2	54	27.0	0	54
Oct 08	*HENDERSON STATE	W	52-12	4968	Scott Foss	1	0	0.0	0	0
Oct 15	*at West Alabama	W	31-19	1200	Michael Flood	1	0	0.0	0	0
Oct 20	*#14 NORTH ALABAMA	W	26-23	6098	Donnie Daniels	1	0	0.0	0	0
Oct 29	*at Southern Arkansas	W	44-41	4566	Maurice Leggett	1	60	60.0	1	60
Nov 05	*WEST GEORGIA	L	15-29	5616	Gio Blalock	1	17	17.0	0	17
Nov 12	#13 NORTH ALABAMA	L	13-40	2891	Total.....	20	227	11.4	2	60
					Opponents.....	19	278	14.6	2	69

*Gulf South Conference Game; HOME GAME; #NCAA Division II Playoffs

SCORE BY QUARTERS										TEAM STATS		VSU	OPP
1st	2nd	3rd	4th	OT	TOTAL	FIRST DOWNS				234	212		
Valdosta State	88	74	89	87	0	338	Rushing				79	89	
Opponents	52	87	52	55	3	249	Passing				139	106	
							Penalty				16	17	
FGS	FG-FGA	PCT	01-19	20-29	30-39	40-49	50-99	LNG	BLK	RUSHING YARDAGE	1257	1675	
Michael Green	19-26	73.1	2-2	3-4	5-7	8-11	1-2	52	1	Yards gained rushing	1740	2039	
										Yards lost rushing	483	364	
PUNTING	NO.	YDS	AVG	LNG	TB	FC	I20	BLKD	RUSHING ATTEMPTS				
Travis Tidwell	60	2238	37.3	57	4	13	22	1	361				456
TEAM	2	31	15.5	16	0	0	0	1	Average Per Rush				3.7
Total.....	62	2269	36.6	57	4	13	22	2	Average Per Game				104.8
Opponents.....	69	2441	35.4	64	2	8	15	3	TDs Rushing				14
									PASSING YARDAGE				3307
ALL PURPOSE	G	RUSH	REC	PR	KOR	IR	TOT	AVG/G	Att-Comp-Int				
Vincent Brown	9	768	261	0	93	0	1122	124.7	489-317-19				399-225-20
Sherrard Reynolds	12	32	650	-2	391	0	1071	89.2	Average Per Pass				6.8
Derek Tharpe	12	-7	501	0	0	0	494	41.2	Average Per Catch				10.4
Jeffery Felton	12	0	288	25	169	0	482	40.2	Average Per Game				275.6
William Milton	12	275	195	0	4	0	474	39.5	TDs Passing				22
Total.....	12	1257	3307	167	920	227	5878	489.8	TOTAL OFFENSE				4564
Opponents.....	12	1675	2873	136	832	278	5794	482.8	Total Plays				850
									Average Per Play				5.4
									Average Per Game				380.3
DEFENSIVE	G	SOLO	ASST	TOTAL	TFL-YDS	S-YDS	FF-FR	KICK RETURNS: #-YARDS					
Tim Thompson	12	38	17	55	11.5-52	4.0-25	1-0	47-920					45-832
Jason McNeill	9	33	17	50	9.0-30	3.0-14	2-0	PUNT RETURNS: #-YARDS					29-167
Michael Cullen	11	23	25	48	3.5-15	1.0-10	0-0	INT RETURNS: #-YARDS					20-227
Shawn Harris	12	35	11	46	1.0-5	0-0	1-3	FUMBLES-LOST					30-14
Lavarus Dollar	10	23	22	45	2.0-12	1.0-9	0-1	PENALTIES-YARDS					92-822
Total.....	12	506	309	815	92-332	26-153	12-14	PUNTS-AVG					62-36.6
Opponents.....	12	505	307	812	82.0-443	34-253	13-14	TIME OF POSSESSION/GAME					30:10
								3RD-DOWN CONVERSIONS					63/170
								4TH-DOWN CONVERSIONS					2/10

2005 GULF SOUTH CONFERENCE STATISTICAL LEADERS

SCORING OFFENSE	G	TD	XP	2XP	FG	SAF	PTS	AVG	SCORING DEFENSE	G	TD	XP	2XP	FG	SAF	PTS	AVG
Central Arkansas	14	77	66	3	9	1	563	40.2	North Alabama	14	31	27	0	11	2	250	17.9
North Alabama	14	65	62	0	19	0	509	36.4	West Georgia	11	28	20	1	4	0	202	18.4
Delta State	11	46	39	2	13	1	360	32.7	Central Arkansas	14	33	31	0	9	1	258	18.4
Southern Arkansas	11	44	41	1	6	1	327	29.7	Valdosta State	12	29	20	1	17	1	249	20.8
Valdosta State	12	40	37	0	19	2	338	28.2	Harding	11	30	25	1	9	0	234	21.3
Arkansas Tech	10	38	31	3	5	0	280	28.0	Southern Arkansas	11	36	31	1	6	0	267	24.3
West Georgia	11	40	33	0	10	1	305	27.7	Delta State	11	38	33	1	7	1	286	26.0
Ouachita Baptist	10	32	28	0	6	0	238	23.8	Arkansas Tech	10	39	33	2	8	0	295	29.5
Harding	11	30	27	2	11	1	246	22.4	West Alabama	11	44	39	0	8	1	329	29.9
Henderson State	11	30	23	2	13	0	246	22.4	Henderson State	11	49	47	0	3	0	350	31.8
West Alabama	11	27	22	0	4	0	196	17.8	Ouachita Baptist	10	48	42	1	9	0	359	35.9
Arkansas-Monticello	11	23	22	0	0	0	160	14.5	Arkansas-Monticello	11	65	61	2	12	0	491	44.6

2006 BLAZER FOOTBALL

PASSING OFFENSE								PASSING DEFENSE									
G	ATT	CMP	INT	PCT	YDS	TD	YDS/G	G	ATT	CMP	INT	PCT	YDS	TD	YDS/G		
Delta State	11	387	225	13	58.1	3112	23	282.9	North Alabama	14	479	248	21	51.8	2683	17	191.6
Valdosta State	12	489	317	19	64.8	3307	22	275.6	Arkansas Tech	10	284	167	6	58.8	1986	15	198.6
Central Arkansas	14	436	302	14	69.3	3856	36	275.4	Central Arkansas	14	477	263	17	55.1	2814	19	201.0
North Alabama	14	545	333	16	61.1	3775	35	269.6	Southern Arkansas	11	334	144	4	43.1	2212	19	201.1
Henderson State	11	487	271	20	55.6	2867	17	260.6	Harding	11	340	201	20	59.1	2250	15	204.5
Ouachita Baptist	10	309	176	12	57.0	2344	21	234.4	West Georgia	11	376	214	18	56.9	2277	15	207.0
Arkansas Tech	10	357	181	17	50.7	2319	17	231.9	West Alabama	11	299	165	14	55.2	2304	23	209.5
Harding	11	368	211	17	57.3	2249	11	204.5	Henderson State	11	356	212	18	59.6	2351	22	213.7
West Georgia	11	307	135	9	44.0	1782	11	162.0	Ouachita Baptist	10	287	170	7	59.2	2143	14	214.3
West Alabama	11	219	89	17	40.6	1672	11	152.0	Arkansas-Monticello	11	280	168	11	60.0	2531	26	230.1
Southern Arkansas	11	212	97	14	45.8	1417	16	128.8	Delta State	11	415	212	17	51.1	2532	20	230.2
Arkansas-Monticello	11	246	103	11	41.9	1321	9	120.1	Valdosta State	12	399	225	20	56.4	2873	13	239.4

RUSHING OFFENSE						
G	ATT	YDS	AVG	TD	YDS/G	
Southern Arkansas	11	630	3260	5.2	25	296.4
West Georgia	11	477	2153	4.5	24	195.7
Central Arkansas	14	538	2266	4.2	37	161.9
Delta State	11	413	1758	4.3	19	159.8
Arkansas-Monticello	11	461	1751	3.8	14	159.2
West Alabama	11	513	1623	3.2	15	147.5
Harding	11	417	1573	3.8	17	143.0
Arkansas Tech	10	365	1417	3.9	17	141.7
North Alabama	14	531	1981	3.7	23	141.5
Ouachita Baptist	10	354	1147	3.2	11	114.7
Henderson State	11	354	1247	3.5	10	113.4
Valdosta State	12	361	1257	3.5	14	104.8

RUSHING						
G	ATT	YDS	AVG	TD	YDS/G	
D.D. Holyfield, SAU	11	171	1154	6.7	13	104.9
J.L. Williams, UAM	11	247	1095	4.4	7	99.5
Abe Felix, UWG	10	169	981	5.8	12	98.1
Kentrel Rogers, UCA	14	221	1222	5.5	23	87.3
Vincent Brown, VSU	9	136	768	5.6	6	85.3

PASSING EFFICIENCY								
G	ATT	CMP	INT	PCT	YDS	TD	EFF.	
Nathan Brown, UCA	14	273	189	10	69.2	2410	25	166.3
Scott Eyster, DSU	11	379	224	13	59.1	3107	23	141.1
Barrett Wilkes, VSU	11	376	266	13	70.7	2668	16	137.5
Taylor Carter, OBU	10	285	162	11	56.8	2123	18	132.5
Vinnie Saylor, UNA	14	499	301	16	60.3	3445	28	130.4

RECEIVING						
G	REC	YDS	AVG	TD	YDS/G	
Aaron Fairouz, UCA	14	76	1197	15.8	12	85.5
Robert Davis, DSU	11	66	921	14.0	6	83.7
Chris Coach, UWA	10	30	807	26.9	6	80.7
Anthony Merritt, UNA	14	81	942	11.6	8	67.3
Bruce Steele, OBU	10	34	650	19.1	7	65.0

ALL PURPOSE							
G	RUSH	REC	PR	KR	YDS	YDS/G	
Anthony Merritt, UNA	14	168	942	546	595	2251	160.8
D.D. Holyfield, SAU	11	1154	212	15	194	1575	143.2
Vincent Brown, VSU	9	768	261	0	93	1122	124.7
Jason Snell, DSU	9	513	190	0	412	1115	123.9
Von Mixon, UAM	9	25	437	39	529	1030	114.4

PUNTING				
G	PUNTS	YDS	AVG	
Jeff Carpenter, UWG	11	63	2670	42.4
Craig McFarlin, OBU	10	62	2588	41.7
A. Rodriguez, UAM	11	68	2775	40.8
Glenn Wilson, ATU	10	53	2122	40.0
Thomas Garland, UCA	14	53	2094	39.5

RUSHING DEFENSE						
G	ATT	YDS	AVG	TD	YDS/G	
West Georgia	11	375	847	2.3	11	77.0
North Alabama	14	490	1371	2.8	12	97.9
Southern Arkansas	11	374	1177	3.1	16	107.0
Central Arkansas	14	470	1519	3.2	10	108.5
Harding	11	392	1279	3.3	10	116.3
Delta State	11	389	1468	3.8	15	133.5
Valdosta State	12	456	1675	3.7	13	139.6
Arkansas Tech	10	448	1828	4.1	21	182.8
Henderson State	11	478	2087	4.4	22	189.7
West Alabama	11	480	2208	4.6	17	200.7
Arkansas-Monticello	11	478	2742	5.7	35	249.3
Ouachita Baptist	10	458	2636	5.8	34	263.6

SCORING						
G	TD	XPT	FG	PTS	PTS/G	
Kentrel Rogers, UCA	14	24	4	0	148	10.6
D.D. Holyfield, SAU	11	16	0	0	96	8.7
Michael Green, VSU	12	0	37	19	94	7.8
Abe Felix, UWG	10	13	0	0	78	7.8
Yuta Fukuda, UNA	14	0	52	18	106	7.6

FIELD GOALS					
G	FG	FGA	PCT	FG/G	
Michael Green, VSU	12	19	26	73.1	1.58
Yuta Fukuda, UNA	14	18	29	62.1	1.29
Bryan Walker, DSU	11	13	20	65.0	1.18
Bryan Woodward, HSU	11	13	20	65.0	1.18
Ben Davis, HU	11	11	16	68.8	1.00

TACKLES					
G	SOLO	AST	TOTAL	AVG/G	
Mike Houston, ATU	10	53	60	113	11.3
DeMathus Ledet, UAM	11	51	65	116	10.5
Jamarcus Wiggins, DSU	11	58	41	99	9.0
Adam Federle, OBU	10	50	40	90	9.0
Courtney Wright, UNA	14	62	58	120	8.6

INTERCEPTIONS					
G	INT	YDS	TD	INT/G	
Monterio James, DSU	11	8	46	0	0.73
Blake Farris, UNA	14	10	192	0	0.71
Robert Towns, HU	11	7	11	0	0.64
DeMathus Ledet, UAM	11	6	69	0	0.55
Rico Stevenson, UWG	11	6	55	0	0.55

SACKS						
G	SOLO	AST	YDS	TOTAL	AVG/G	
Michael Eubanks, DSU	11	12	3	62	13.5	1.23
Odell Willis, UWG	10	10	0	68	10.0	1.00
Jacob Ford, UCA	14	9	0	64	9.0	0.64
Donald Tharpe, UNA	14	8	0	52	8.0	0.57
Kelvin Morris, UWG	11	7	1	62	7.5	0.68

THE RECORD BOOK



2006 BLAZER FOOTBALL

YEAR-BY-YEAR RESULTS

Year	Record	Coach	Captains
1982	5 5 1	Jim Goodman	James Owens, QB; David Gilyard, LB
1983	5 6 0	Jim Goodman	Mark Catano, OT; Cliff Fouty, LB
1984	5 6 0	Jim Goodman	Lenny Parker, LB; Elson Bolar, LB
1985	5 6 0	Jim Berryman	Jimmy Francis, FS; Jay Walls, DT
1986	9 2 0	Mike Cavan	Jessie Tuggle, LB; R.D. Swain, OG; Dallis Smith, CB; Dennis Smith, CB
1987	6 4 0	Mike Cavan	Jimmy Brookins, LB; Scott Mowry, LB; Bryan Banks, OT; John Norris, OT
1988	6 3 1	Mike Cavan	Jimmy Brookins, LB; Scott Mowry, LB; Eric Clark, FB
1989	5 5 0	Mike Cavan	Randy Fisher, WR; Maurice Jordan, DT
1990	5 5 0	Mike Cavan	Tye Cottle, QB; Deon Searcy, FS
1991	6 3 1	Mike Cavan	Will O'Steen, C; Chris Dupree, SS
1992	5-4-1	Hal Mumme	Chris Hatcher, QB; Calvin Walker, WR; Antonio Edwards, DE; Chris Dupree, SS
1993	8-3-0	Hal Mumme	Chris Hatcher, QB; Calvin Walker, WR; Andre Hampton, DE; Tony Hill, SS
1994	11-2-0	Hal Mumme	Chris Hatcher, QB; Dominique Ross, FB; Andre Hampton, DE; Tony Hill, SS
1995	6-5-0	Hal Mumme	Lance Funderburk, QB; Drew McPhail, OT; Ryan Branch, LB; James Hubbard, NG
1996	10-3-0	Hal Mumme	Lance Funderburk, QB; Drew McPhail, OT; James Lockhart, LB; Jarmal Stevens, FS
1997	6-5-0	Mike Kelly	Vontrell Mitchell, RB; Kris Gingrow, C; Wayne DeVane, P; Terry Turner, NG; Antonio Speed, LB; Brad Trout, SS
1998	5-6-0	Mike Kelly	Donnie Johnston, QB; Vontrell Mitchell, RB; Jesse Sutton, LB; Antonio Speed, LB; James Lightfoot, K
1999	4-7-0	Mike Kelly*	Greg Cooper, FB; Tully Payne, C; Antonio Speed, LB; Michael Williams, LB
2000	10-2-0	Chris Hatcher	Dusty Bonner, QB; Tully Payne, C; Reggie Cockerm, LB; Ced Dickerson, FS
2001	12-1-0	Chris Hatcher	Dusty Bonner, QB; Tully Payne, C; Reggie Cockerm, LB; Ced Dickerson, FS; C.J. Lofton, TE
2002	14-1-0	Chris Hatcher	Reggie Mosley, WR; Tabious Carter, LB; Ced Dickerson, FS; C.J. Lofton, TE
2003	10-2-0	Chris Hatcher	Buster Faulkner, QB; Lee Tarpley, FB; Tyrone Jordan, WR; Wesley Brown, FS; Marlin Adams, LB
2004	13-1-0	Chris Hatcher	Fabian Walker, QB; Torrey Howard, OL; Leighton Cooley, OL; Tim Thompson, DL; Tyran Robinson, RB
2005	9-3-0	Chris Hatcher	Vincent Brown, RB; Tim Thompson, DE; Dedrick Morrison, DE; Will Shelton, OT; Scott Foss FS

* — Mark Nelson was interim coach for final two games, both losses

TOP 5 HOME CROWDS

Attendance	Opponent and Score	Date
1. 11,473	Albany State (VSU, 41-6)	August 25, 2001
2. 10,948	Albany State (VSU, 14-7)	November 19, 1994
3. 10,199	Albany State (VSU, 18-6)	828/99
4. 10,100	Fort Valley State (FVSC, 17 3)	9/14/85
5. 10,039	North Alabama (VSU, 34-31 3ot)	10/5/96

ATTENDANCE RECORDS

Year	Home Games	Total	Avg.
1982	5	36,800	7,360
1983	6	28,500	4,750
1984	5	25,468	5,094
1985	6	37,100	6,183
1986	5	25,000	5,000
1987	5	27,000	5,400
1988	5	20,500	4,100
1989	4	18,286	4,571
1990	4	20,330	5,083
1991	7	32,762	4,680
1992	4	16,064	4,016
1993	6	35,559	5,927
1994	8	59,212	7,402
1995	5	24,602	4,920
1996	7	49,251	7,036
1997	4	19,910	4,978
1998	5	23,741	4,748
1999	6	27,126	4,521
2000	5	37,569	7,514
2001	8	50,382	6,298
2002	9	48,826	5,425
2003	6	40,466	6,744
2004	6	25,628	4,271
2005	7	37,293	5,328

ALL-AMERICANS

1982	Mark Catano, OT
1984	Lenny Parker, LB; Keith Moore, K; Chris Dupree (HM)
1986	Jessie Tuggle, LB
1988	Robert Morris, DL; Jimmy Brookins, LB (2 nd); Mikeal Lovejoy, S (2 nd); Randy Fisher, FL (HM)
1989	Randy Fisher, FL
1990	Deon Searcy, FS; Jack McTyre, K
1991	Antonio Edwards, DE (Defensive Lineman of the Year)
1993	Chris Hatcher, QB; York Kurinsky, OT
1994	Chris Hatcher, QB
1996	Lance Funderburk, QB
1997	Richard Freeman, DE
1998	Antonio Speed, LB (HM)
2000	Dusty Bonner, QB; C.J. Lofton, TE
2001	Dusty Bonner, QB; C.J. Lofton, TE; Reggie Mosley, WR; Tully Payne, C; Jason King, OT
2002	Spencer Fortson, DB; Tyran Robinson, RB; Fabian Walker, QB; Dedrick Morrison, DE; Will Shelton, OT; Scott Foss, FS; Aaron Jenkins, RB; C.J. Lofton, TE; Reggie Mosley, WR; Dewayne Smith, NG
2004	Will Rhody, K; Torrey Howard, OL; Tim Thompson, DL; Spencer Fortson, DB; Tyran Robinson, RB; Fabian Walker, QB
2005	Tim Thompson, DL; Richard Collier, OL; Michael Green, K

2006 BLAZER FOOTBALL

VSU VERSUS ALL OPPONENTS

Opponent	W	L	T
Albany State	11	1	0
American International	1	0	0
Arkansas-Monticello	5	1	0
Arkansas Tech	6	1	0
Bishop	1	0	0
Carson-Newman	2	3	0
Catawba	1	1	0
Central Arkansas	9	2	0
Central Florida	3	5	0
Clark Atlanta	3	0	0
Delta State	12	12	1
East Tennessee State	0	1	0
Florida Atlantic	1	0	0
Fort Valley State	13	3	0
Gardner-Webb	2	0	0
Georgia Southern	1	6	1
Grand Valley State	0	1	0
Harding	3	1	0
Henderson State	8	0	0
Jacksonville State	3	8	0
Kentucky State	3	0	0
Knoxville	1	0	0
Lees McRae	1	0	0
Mississippi College	5	8	1
Mount Senario	1	0	0
New Haven	1	0	0
North Alabama	11	14	1
North Dakota State	0	1	0
Quachita Baptist	6	0	0
Pittsburg State	1	0	0
Savannah State	5	0	0
St. Ambrose	1	0	0
Southern Arkansas	7	3	0
Tarleton State	1	0	0
Texas A&M-Kingsville	1	0	0
Texas-El Paso	0	1	0
Troy State	4	7	0
Truman State	1	0	0
UT Martin	6	1	0
West Alabama	23	1	0
West Chester	1	0	0
West Georgia	15	8	0
TOTALS	180	90	4

COACHING RECORDS - wins

Coach, Years	W	L	T	PCT
Chris Hatcher, 00-	68	10	0	.872
Hal Mumme, 93-96	40	17	1	.698
Mike Cavan, 86-91	37	22	2	.623
Mike Kelly, 97-99	15	16	0	.484
Jim Goodman, 82-84	15	17	1	.470
Jim Berryman, 85	5	6	0	.455
Mark Nelson, 99	0	2	0	.000

YEARLY RESULTS

1982

Record: 5-5-1, 2-4 (6th)

Coach: Jim Goodman

Date	Opponent	Result
09/11	at Mississippi College	L, 28-13
09/18	TROY STATE	W, 24-21
09/25	at Georgia Southern	T, 27-27
10/02	CENTRAL FLORIDA	W, 13-7
10/09	at Delta State	L, 27-0
10/16	at Jacksonville State	L, 43-11
10/23	at Albany State	W, 36-13
10/30	NORTH ALABAMA	L, 53-7
11/06	at Kentucky State	W, 48-13
11/13	WEST ALABAMA	W, 22-21
11/20	GEORGIA SOUTHERN	L, 45-29

1983

Record: 5-6, 2-5 (8th)

Coach: Jim Goodman

Date	Opponent	Result
09/10	MISSISSIPPI COLLEGE	L, 26-3
09/17	at Troy State	L, 13-12
09/24	SAVANNAH STATE	W, 14-10
10/01	at Central Florida	L, 20-0
10/08	DELTA STATE	L, 24-16
10/15	JACKSONVILLE STATE	L, 37-11
10/22	vs. West Georgia	W, 20-13
10/29	at North Alabama	L, 27-0
11/05	KENTUCKY STATE	W, 32-20
11/12	at West Alabama	W, 29-14
11/19	GEORGIA SOUTHERN	W, 34-29

1984

Record: 5-6, 3-5 (6th)

Coach: Jim Goodman

Date	Opponent	Result
09/08	CLARK	W, 49-0
09/15	at Savannah State	W, 28-7
09/22	at Tennessee-Martin	W, 38-6
09/29	JACKSONVILLE STATE	L, 12-5
10/06	vs. Troy State	L, 27-12
10/13	WEST ALABAMA	W, 17-16
10/20	vs. West Georgia	W, 20-13
10/27	at Georgia Southern	L, 38-8
11/03	MISSISSIPPI COLLEGE	L, 10-3
11/10	at Delta State	L, 17-11
11/17	NORTH ALABAMA	L, 35-24

1985

Record: 5-6, 3-5 (6th)

Coach: Jim Berryman

Date	Opponent	Result
09/14	FORT VALLEY STATE	L, 17-3
09/21	KENTUCKY STATE	W, 27-0
09/28	TENNESSEE-MARTIN	W, 31-7
10/05	at Jacksonville State	L, 12-10
10/12	TROY STATE	L, 10-3
10/19	at West Alabama	L, 10-5
10/26	WEST GEORGIA	W, 49-12
11/2	BISHOP	W, 19-2

11/09	at Mississippi College	L, 28-7
11/16	DELTA STATE	W, 39-20
11/23	at North Alabama	L, 45-0

1986

Record: 9-2, 7-1 (2nd)

Coach: Mike Cavan

Date	Opponent	Result
09/13	vs. Fort Valley State	W, 17-0
09/20	at Central Florida	L, 10-7
09/27	at Tennessee-Martin	W, 49-24
10/04	JACKSONVILLE STATE	W, 29-25
10/11	at Troy State	L, 45-10
10/18	WEST ALABAMA	W, 17-12
10/25	at West Georgia	W, 41-26
11/01	SAVANNAH STATE	W, 21-7
11/08	MISSISSIPPI COLLEGE	W, 21-10
11/15	at Delta State	W, 31-8
11/22	NORTH ALABAMA	W, 24-7

1987

Record: 6-4, 4-4 (4th)

Coach: Mike Cavan

Date	Opponent	Result
09/12	FORT VALLEY STATE	W, 21-14
09/19	at West Alabama	W, 19-9
09/26	TENNESSEE-MARTIN	W, 24-10
10/03	at Jacksonville State	W, 27-10
10/10	TROY STATE	L, 44-7
10/24	WEST GEORGIA	W, 49-14
10/31	at Savannah State	W, 35-15
11/07	at Mississippi College	L, 20-12
11/14	DELTA STATE	L, 24-21
11/21	at North Alabama	L, 17-16

1988

Record: 6-3-1, 4-3-1 (4th)

Coach: Mike Cavan

Date	Opponent	Result
09/10	FORT VALLEY STATE	W, 14-13
09/17	at Tennessee-Martin	L, 13-9
09/24	JACKSONVILLE STATE	L, 31-21



2006 BLAZER FOOTBALL

10/01	at Troy State	W, 21-16
10/08	WEST ALABAMA	W, 20-7
10/15	at West Georgia	W, 17-14
10/22	CENTRAL FLORIDA	W, 48-19
10/29	MISSISSIPPI COLLEGE	L, 31-21
11/05	at Delta State	T, 28-28
11/12	NORTH ALABAMA	W, 35-28

1989

Record: 5-5, 5-3 (3rd)

Coach: Mike Cavan

Date	Opponent	Result
09/02	at Georgia Southern	L, 31-10
09/09	at Central Florida	L, 35-10
09/16	TENNESSEE-MARTIN	W, 35-14
09/23	at Jacksonville State	L, 17-15
09/30	TROY STATE	W, 20-14
10/07	at West Alabama	W, 17-6
10/14	WEST GEORGIA	W, 34-16
10/28	at Mississippi College	L, 32-3
11/04	DELTA STATE	L, 24-16
11/11	at North Alabama	W, 24-10

1990

Record: 5-5, 5-3 (4th)

Coach: Mike Cavan

Date	Opponent	Result
09/01	at Georgia Southern	L, 17-10
09/15	at Tennessee-Martin	W, 28-14
09/22	JACKSONVILLE STATE	W, 18-17
09/29	at Troy State	W, 22-20
10/06	WEST ALABAMA	W, 46-7
10/13	at West Georgia	W, 37-2
10/20	at East Tennessee State	L, 37-22
10/27	MISSISSIPPI COLLEGE	L, 17-10
11/03	at Delta State	L, 26-11
11/10	NORTH ALABAMA	L, 26-10



1991

Record: 6-3-1, 4-1-1 (2nd)

Coach: Mike Cavan

Date	Opponent	Result
09/14	at Central Florida	L, 12-0
09/21	FORT VALLEY STATE	W, 7-0
09/28	at Jacksonville State	L, 24-3
10/05	TROY STATE	L, 20-14
10/12	at West Alabama	W, 20-7
10/19	WEST GEORGIA	W, 38-37
10/26	LEES-MCRAE	W, 59-13
11/02	at Mississippi College	T, 10-10
11/09	DELTA STATE	W, 34-27
11/16	at North Alabama	W, 34-17

1992

Record: 5-4-1, 3-2-1 (2nd)

Coach: Hal Mumme

Date	Opponent	Result
09/12	at Georgia Southern	L, 24-13
09/19	at Fort Valley State	W, 24-17
09/26	at Jacksonville State	L, 20-6
10/03	at Troy State	L, 26-10
10/10	WEST ALABAMA	W, 42-15
10/17	at West Georgia	L, 42-28
10/24	AMERICAN INTERNL	W, 31-21
10/31	MISSISSIPPI COLLEGE	W, 28-14
11/07	at Delta State	W, 45-7
11/14	NORTH ALABAMA	T, 24-24

1993

Record: 8-3, 5-2 (2nd)

Coach: Hal Mumme

Date	Opponent	Result
09/02	MOUNT SENARIO	W, 65-0
09/11	at Central Florida	L, 35-30
09/18	at Fort Valley State	W, 49-24
09/25	CLARK ATLANTA	W, 41-12
10/02	WEST ALABAMA	W, 42-13
10/09	TARLETON STATE	W, 68-10
10/16	at West Georgia	L, 23-16
10/23	MISSISSIPPI COLLEGE	W, 42-21
10/30	at Delta State	W, 33-8
11/06	NORTH ALABAMA	L, 31-21
11/13	at Henderson State	W, 42-20

1994

Record: 11-2, 6-1 (2nd)

Coach: Hal Mumme

Date	Opponent	Result
09/03	KNOXVILLE	W, 36-0
09/10	at Central Florida	W, 31-14
09/17	FORT VALLEY STATE	W, 58-6
09/24	CLARK ATLANTA	W, 63-6
10/01	at West Alabama	W, 63-0
10/08	NEW HAVEN	W, 38-7
10/15	WEST GEORGIA	W, 49-33
10/22	at Mississippi College	W, 24-7
10/29	DELTA STATE	W, 57-10
11/05	at North Alabama	L, 38-21
11/12	HENDERSON STATE	W, 49-7



11/19	ALBANY STATE	W, 14-7
11/26	at North Alabama	L, 27-24

1995

Record: 6-5, 4-3 (5th)

Coach: Hal Mumme

Date	Opponent	Result
09/02	GARDNER-WEBB	W, 34-21
09/09	at North Dakota State	L, 19-14
09/16	at UTEP	L, 34-24
09/23	ARKANSAS TECH	W, 6-0
09/30	at Central Arkansas	L, 30-24
10/07	WEST ALABAMA	W, 27-20
10/14	ST. AMBROSE	W, 41-0
10/21	at Delta State	W, 37-19
10/28	at North Alabama	L, 26-9
11/04	MISSISSIPPI COLLEGE	W, 42-16
11/11	at West Georgia	L, 44-6

1996

Record: 10-3, 6-2 (1st)

Coach: Hal Mumme

Date	Opponent	Result
08/31	at Gardner-Webb	W, 42-16
09/07	TRUMAN	W, 49-35
09/14	SAVANNAH STATE	W, 21-7
09/21	at Arkansas Tech	W, 43-26
10/05	NORTH ALABAMA	W, 34-31
10/12	at Arkansas-Monticello	W, 52-24
10/19	at West Alabama	W, 52-16
10/26	SOUTHERN ARKANSAS	W, 42-7
11/02	at Delta State	L, 34-28
11/09	CENTRAL ARKANSAS	W, 63-30
11/16	WEST GEORGIA	L, 42-21
11/23	ALBANY STATE	W, 38-28
11/30	at Carson-Newman	L, 24-19

1997

Record: 6-5, 5-3 (T-4th)

Coach: Mike Kelly

Date	Opponent	Result
08/30	at Georgia Southern	L, 45-26

2006 BLAZER FOOTBALL

09/06	CARSON-NEWMAN	L, 28-7
09/13	at Fort Valley State	W, 10-0
09/20	ARKANSAS TECH	W, 31-14
10/04	at North Alabama	W, 21-0
10/11	ARK.-MONTICELLO	W, 58-14
10/18	WEST ALABAMA	W, 33-20
10/25	at Southern Arkansas	L, 17-7
11/01	DELTA STATE	L, 27-23
11/08	at Central Arkansas	W, 31-22
11/15	at West Georgia	L, 35-21

1998

Record: 5-6, 4-5 (5th)

Coach: Mike Kelly

Date	Opponent	Result
08/29	at Albany State	W, 20-10
09/05	FORT VALLEY STATE	L, 20-14
09/12	at Henderson State	W, 12-8
09/19	at Delta State	L, 20-17
09/26	ARKANSAS TECH	W, 31-24
10/10	WEST ALABAMA	W, 19-3
10/17	at Southern Arkansas	L, 40-13
10/24	CENTRAL ARKANSAS	L, 17-10
10/31	at Arkansas-Monticello	W, 50-10
11/07	NORTH ALABAMA	L, 35-7
11/14	at West Georgia	L, 26-13

1999

Record: 4-7, 3-6 (6th)

Coach: Mike Kelly*

Date	Opponent	Result
08/28	ALBANY STATE	W, 18-6
09/04	at Fort Valley State	L, 24-13
09/11	HENDERSON STATE	W, 39-3
09/18	DELTA STATE	L, 9-6
09/25	at Arkansas Tech	L, 21-14
10/09	at West Alabama	W, 21-19
10/16	SOUTHERN ARKANSAS	L, 28-14
10/23	at Central Arkansas	W, 33-20
10/30	ARK.-MONTICELLO	L, 35-31
11/06	at North Alabama	L, 31-28
11/13	WEST GEORGIA	L, 23-16

*Mark Nelson was interim coach for final two games

2000

Record: 10-2, 8-1 (1st)

Coach: Chris Hatcher

Date	Opponent	Result
08/26	at Albany State	W, 42-6
09/02	FORT VALLEY STATE	W, 46-0
09/16	at Southern Arkansas	W, 30-29
09/23	CENTRAL ARKANSAS	W, 53-20
09/30	at Henderson State	W, 56-21
10/07	DELTA STATE	L, 45-35
10/14	at Harding	W, 50-39
10/21	WEST ALABAMA	W, 50-20
10/28	at North Alabama	W, 45-21
11/04	OUACHITA BAPTIST	W, 49-21
11/11	at West Georgia	W, 45-35
11/18	at Delta State	L, 45-12

2001

Record: 12-1, 9-0 (1st)

Coach: Chris Hatcher

Date	Opponent	Result
08/25	ALBANY STATE	W, 41-6
09/01	at Fort Valley State	W, 42-6
09/15	SOUTHERN ARKANSAS	W, 41-14
09/22	at Central Arkansas	W, 42-34
09/29	HENDERSON STATE	W, 59-3
10/06	at Delta State	W, 70-12
10/13	HARDING	W, 51-17
10/20	at West Alabama	W, 56-8
10/27	NORTH ALABAMA	W, 54-7
11/03	at Ouachita Baptist	W, 56-14
11/10	WEST GEORGIA	W, 31-6
11/17	FORT VALLEY STATE	W, 40-24
11/24	CATAWBA	L, 37-34



2002

Record: 14-1, 9-0 (1st)

Coach: Chris Hatcher

Date	Opponent	Result
08/31	at Albany State	W, 26-0
09/07	FORT VALLEY STATE	W, 32-6
09/21	DELTA STATE	W, 42-0
09/28	SOUTHERN ARKANSAS	W, 31-28
10/05	at Ouachita Baptist	W, 51-10
10/12	ARK.-MONTICELLO	W, 45-17
10/19	at Central Arkansas	W, 35-11
10/26	WEST ALABAMA	W, 43-31
11/02	at North Alabama	W, 45-28
11/09	ARKANSAS TECH	W, 31-24
11/16	at West Georgia	W, 19-3
11/23	CATAWBA	W, 24-7
11/30	CARSON-NEWMAN	W, 31-28
12/07	TEXAS A&M-KINGSVILLE	W, 21-12
12/14	vs. Grand Valley State	L, 31-24

2003

Record: 10-2, 8-1 (2nd)

Coach: Chris Hatcher

Date	Opponent	Result
08/30	ALBANY STATE	W, 21-3
09/06	at Florida Atlantic	W, 45-17
09/20	at Delta State	W, 28-17
09/27	at Southern Arkansas	W, 41-17
10/04	OUACHITA BAPTIST	W, 42-21
10/11	at Arkansas-Monticello	W, 31-28
10/18	CENTRAL ARKANSAS	W, 26-21
10/25	at West Alabama	W, 58-13
11/01	NORTH ALABAMA	L, 17-10
11/08	at Arkansas Tech	W, 30-0
11/15	WEST GEORGIA	W, 30-17
11/22	CARSON-NEWMAN	L, 35-29

2004

Record: 13-1, 9-0 (1st)

Coach: Chris Hatcher

Date	Opponent	Result
09/04	at Albany State	L, 24-22
09/11	at Ouachita Baptist	W, 40-19
09/18	HARDING	W, 32-19
09/25	at Central Arkansas	W, 22-12
10/02	DELTA STATE	W, 51-48
10/09	at Henderson State	W, 27-18
10/16	WEST ALABAMA	W, 34-17
10/23	at North Alabama	W, 24-20
10/30	SOUTHERN ARKANSAS	W, 45-28
11/06	at West Georgia	W, 35-12
11/20	CARSON-NEWMAN	W, 38-12
11/27	at Albany State	W, 38-24
12/04	WEST CHESTER	W, 45-21
12/11	vs. Pittsburgh State	W, 36-31

2005

Record: 9-3, 7-2 (T-2nd)

Coach: Chris Hatcher

Date	Opponent	Result
08/27	vs. Fort Valley State	W, 32-10
09/03	ALBANY STATE	W, 24-9
09/10	OUACHITA BAPTIST	W, 52-20
09/17	at Harding	L, 16-13
09/24	CENTRAL ARKANSAS	W, 12-7
10/01	at Delta State	W, 24-23
10/08	HENDERSON STATE	W, 52-12
10/15	at West Alabama	W, 31-19
10/20	NORTH ALABAMA	W, 26-23
10/29	at Southern Arkansas	W, 44-41
11/05	WEST GEORGIA	L, 29-15
11/12	NORTH ALABAMA	L, 40-13

2006 BLAZER FOOTBALL

SEASON LEADERS

TOTAL OFFENSE

1982	James Owens	2,906
1983	Terry Mallory	732
1984	Mark Dace	680
1985	Mark Dace	899
1986	Mark Dace	1,744
1987	Tye Cottle	816
1988	Tye Cottle	1,969
1989	Tye Cottle	1,582
1990	Tye Cottle	1,182
1991	Chris Hatcher	1,044
1992	Chris Hatcher	2,493
1993	Chris Hatcher	3,532
1994	Chris Hatcher	3,955
1995	Lance Funderburk	3,549
1996	Lance Funderburk	4,167
1997	Donnie Johnston	935
1998	Brandon Cowart	1,267
1999	Kenn Barnett	964
2000	Dusty Bonner	3,965
2001	Dusty Bonner	4,035
2002	Buster Faulkner	3,513
2003	Barrett Wilkes	3,220
2004	Fabian Walker	3,465
2005	Barrett Wilkes	2,703

RUSHING

1982	Henry Chubb	475
1983	Henry Chubb	668
1984	Michael Williams	362
1985	Tony Allen	564
1986	Eric Clark	565
1987	Donnie Harrell	632
1988	Ramon Allen	780
1989	Ramon Allen	846
1990	Ramon Allen	957
1991	Ramon Allen	488
1992	Dominique Ross	734
1993	Dominique Ross	1,030
1994	Dominique Ross	1,473
1995	David Glisson	837
1996	Vontrell Mitchell	1,355
1997	Vontrell Mitchell	840
1998	Marcus Ray	351
1999	Mike Christopher	517
2000	Aaron Jenkins	499
2001	Aaron Jenkins	1,503
2002	Aaron Jenkins	1,304
2003	Tyran Robinson	571
2004	Tyran Robinson	1,267
2005	Vincent Brown	768

PASSING

1982	James Owens	169-339-2,258
1983	Terry Mallory	41-98-681
1984	Mark Dace	42-106-662
1985	Mark Dace	53-108-762
1986	Mark Dace	104-186-1,435

1987	Tye Cottle	54	98	767
1988	Tye Cottle	143	262	1,960
1989	Tye Cottle	131	235	1,677
1990	Tye Cottle	99	179	1,189
1991	Chris Hatcher	81	150	1,088
1992	Chris Hatcher	264	400	2,548
1993	Chris Hatcher	335	471	3,651
1994	Chris Hatcher	367	508	4,076
1995	Lance Funderburk	356	544	3,706
1996	Lance Funderburk	342	532	4,226
1997	Donnie Johnston	83	155	924
1998	Brandon Cowart	109	240	1,446
1999	Kenn Barnett	61	133	889
2000	Dusty Bonner	351	488	4,126
2001	Dusty Bonner	298	425	4,037
2002	Buster Faulkner	327	503	3,826
2003	Barrett Wilkes	272	431	3,269
2004	Fabian Walker	299	417	3,062
2005	Barrett Wilkes	266	376	2,668

RECEIVING

1982	Carl Armstrong	61	1,028
1983	Kelvin Sheppard	22	388
1984	Kevin Gray	23	455
1985	Darrien Teals	33	448
1986	Randy Fisher	46	753
1987	Randy Fisher	36	585
1988	Randy Fisher	52	864
1989	Randy Fisher	51	690
1990	Dexter Holiday	25	393
1991	Dexter Holiday	23	375
1992	Calvin Walker	71	867
1993	Calvin Walker	82	944
1994	Robert Williams	86	1,187
1995	Sean Pender	111	983
1996	Rodney Brown	61	1,148
1997	Mike Bowman	43	728
1998	Nikko Cooper	35	581
1999	Reggie Mosley	24	384
2000	Reggie Mosley	67	1,106
2001	Reggie Mosley	65	1,063
2002	Reggie Mosley	79	1,295
2003	Andre Zellner	42	558
2004	Tyran Robinson	67	672
2005	Derek Tharp	44	501

SCORING

1982	WR Carl Armstrong	48
	K Brad Bauer	48
1983	RB Tracy Soles	54
1984	K Keith Moore	59
1985	K Keith Moore	59
1986	WR Randy Fisher	60
1987	K Rodney Fulk	44
1988	K Jack McTyre	58
1989	K Jack McTyre	33
1990	RB Ramon Allen	78
1991	K Don Kelly	59

1992	FB Dominique Ross	72
1993	FB Dominique Ross	78
1994	WR Robert Williams	126
	WR Stanley Flanders	126
1995	WR Rodney Brown	54
1996	WR Nikko Cooper	86
1997	WR Mike Bowman	66
1998	K James Lightfoot	38
1999	WR Carlos Hope	42
2000	RB Aaron Jenkins	78
	TE C.J. Lofton	78
2001	RB Aaron Jenkins	126
2002	K Will Rhody	105
2003	K Will Rhody	82
2004	K Will Rhody	121
2005	K Michael Green	94

PUNTING

1982	Brad Bauer	37.1 (L55)
1983	Terry Mallory	37.6 (L56)
1984	Terry Mallory	37.6 (L60)
1985	Terry Mallory	42.2 (L62)
1986	Terry Mallory	40.6 (L71)
1987	Kevin Maddox	35.6 (L49)
1988	Mike McCullough	34.9 (L49)
1989	Mike McCullough	36.1 (L52)
1990	Brian Chestnutt	35.8 (L52)
1991	Chad Mosley	40.6 (L64)
1992	Chad Mosley	36.4 (L53)
1993	David Ashby	39.4 (L55)
1994	David Ashby	40.4 (L64)
1995	Wayne DeVane	40.0 (L54)
1996	Wayne DeVane	38.1 (L65)
1997	Wayne DeVane	36.8 (L51)
1998	Andy Gibbs	35.7 (L72)
1999	Kenn Barnett	36.9 (L62)
2000	Andy Gibbs	35.7 (L60)
2001	Brent Palma	33.7 (L51)
2002	Kenn Barnett	37.3 (L61)
2003	Kenn Barnett	38.6 (L63)
2004	Travis Tidwell	38.7 (L54)
2005	Travis Tidwell	37.3 (L57)


PUNT RETURNS

1982	Jimmy Francis	30	199 (6.6)
1983	Derrick Harris	24	155 (6.5)
1984	Derrick Harris	18	198 (11.0)
1985	Jimmy Francis	29	140 (4.8)
1986	Randy Fisher	23	205 (8.9)
1987	Randy Fisher	19	192 (10.1)
1988	Edward Jackson	10	100 (10.0)
1989	Edward Jackson	26	158 (6.1)
1990	Deon Searcy	15	124 (8.3)
1991	Antonio Hill	27	276 (10.2)
1992	Antonio Hill	18	110 (6.1)
1993	Stanley Flanders	18	200 (11.1)
1994	Stanley Flanders	13	158 (12.2)
1995	Gary Goff	8	31 (3.9)
1996	Gary Goff	20	64 (3.2)

2006 BLAZER FOOTBALL

1997	Eric Doggett	24-260 (10.8)
1998	Eric Doggett	28-359 (12.8)
1999	Eric Doggett	32-452 (14.1)
2000	Reggie Mosley	25-224 (9.0)
2001	Michael Greer	16-91 (5.7)
2002	Reggie Mosley	33-250 (7.6)
2003	Bama Adams	33-372 (11.3)
2004	Bama Adams	13-174 (13.4)

2000	Shamonta Dean	2-48
2001	Demeakey Williams	2-0
2000	Ced Dickerson	4-77
2001	Wesley Brown	4-35
2002	Chris Fowler	7-35
2003	Ellitot Burkes	2-35
2004	Sam Reynolds	5-1
2005	Bernard George	4-13



KICKOFF RETURNS

1982	Kelvin Sheppard	20-422 (21.1)
1983	Derrick Harris	21-610 (29.0)
1984	Derrick Harris	27-534 (19.8)
1985	Donnie Harrell	15-280 (18.7)
1986	Derwin Whatley	11-288 (26.2)
1987	Clifford Scott	16-435 (27.2)
1988	Donnie Harrell	11-258 (23.5)
1989	Eric Luke	15-307 (20.5)
1990	Eric Luke	10-201 (20.1)
1991	Calvin Walker	12-300 (25.0)
1992	Calvin Walker	8-182 (22.8)
1993	Calvin Walker	8-188 (23.5)
1994	Billy Poole	12-284 (23.7)
1995	Chris Jackson	12-235 (19.6)
1996	Vontrell Mitchell	17-436 (25.7)
1997	Wendell Olden	19-427 (22.5)
1998	Eric Doggett	12-280 (23.3)
1999	Reggie Mosley	11-303 (27.6)
2000	Reggie Mosley	29-522 (23.7)
2001	Reggie Mosley	22-522 (23.7)
2002	Reggie Mosley	20-433 (21.6)
2003	Tyran Robinson	14-361 (25.8)
2004	Vincent Brown	34-774 (22.8)
2005	Sherrard Reynolds	16-391 (24.4)

TOTAL TACKLES

1982	Cliff Fouty	20-135=155
1983	Lenny Parker	47-76=123
1984	Lenny Parker	62-63=125
1985	Jimmy Francis	63-62=125
1986	Jessie Tuggle	42-87=129
1987	Jimmy Brookins	69-36=105
1988	Jimmy Brookins	73-52=125
1989	Shaun Utley	44-35=79
1990	Freddie Richardson	45-36=81
1991	Chris Dupree	33-39=72
1992	Chris Dupree	40-41=81
1993	Erasmus Harvey	39-41=80
1994	Edward Mitchell	55-44=99
1995	Ryan Branch	67-53=120
1996	Jarmal Stevens	56-46=102
1997	Jesse Sutton	43-62=105
1998	Jesse Sutton	43-67=110
1999	Michael Williams	42-46=88
2000	Mike Fowler	67-34=101
2001	Ced Dickerson	53-29=82
2002	Marlin Adams	52-43=95
2003	Jason Cost	36-50=86
2004	Spencer Fortson	45-36=81

SINGLE GAME RECORDS - INDIVIDUAL

INTERCEPTIONS

1982	Timmy Massey	3 30
	Jimmy Francis	3 28
1983	Dallis Smith	5 91
1984	Jimmy Francis	4 31
1985	Jimmy Francis	5 109
1986	Dallis Smith	9 53
1987	Calvin Orr	4 71
1988	Deon Searcy	5 11
1989	Deon Searcy	4 29
1990	Derick McCant	2 35
1991	Chris Dupree	5 45
1992	Antonio Hill	2-72
	Walt Foy	2-28
1993	Tony Hill	3-36
1994	Tony Hill	2-33
	Marcus Johnson	2-18
1995	Cornelius Seymour	2-97
	Albert Fanoga	2-13
1996	Austin Harmon	4-3
1997	Jerome Mills	5-59
1998	Terrell Battle	3-37
	Vaughn Clark	3-0
1999	Tabious Carter	2-56

RUSHING:

Attempts – 35, Ramon Allen vs. UT Martin, 1990
Yards – 263, Vontrell Mitchell vs. Central Arkansas, 1996
Yards Lost – 77, James Owens vs. Jacksonville State, 1982
Average – 22.5, Dominique Ross vs. West Alabama, 1994
Longest Run From Scrimmage – 93, Dominique Ross vs. West Alabama, 1994
Touchdowns – 4, Donnie Harrell vs. West Georgia, 1985; Michael Williams vs. West Georgia, 1986; Ramon Allen vs. UT Martin, 1990; Aaron Jenkins vs. Ouachita Baptist, 2001

PASSING:

Attempts – 70, Lance Funderburk vs. West Georgia, 1995
Completions – 45, Chris Hatcher vs. West Georgia, Mississippi College, 1993
Most Consecutive Completions – 20, Chris Hatcher vs. New Haven, 1994*
Yards – 497, Dusty Bonner vs. Fort Valley State, 2001
Touchdowns – 7, Chris Hatcher vs. Clark Atlanta and Delta State, 1994; Dusty Bonner vs. Ouachita Baptist, 2000
Percentage – .938, Lance Funderburk vs. Tarleton State (15-16), 1993*
Longest Completion – 90, Chris Hatcher to Calvin Walker vs. Central Florida, 1993
Interceptions Thrown – 5, Chris Hatcher vs. North Alabama, 1993
Without An Interception – 56, Chris Hatcher vs. Mississippi College, 1993*

*Conference Record

2006 BLAZER FOOTBALL

SINGLE GAME RECORDS - INDIVIDUAL (continued)

TOTAL OFFENSE:

Plays – 74, Lance Funderburk vs. West Georgia, 1995
Yards – 495, Dusty Bonner vs. Fort Valley State (-2R, 497P), 2001

SCORING:

Points – 30, Aaron Jenkins vs. Ouachita Baptist, 2001
Touchdowns – 5, Aaron Jenkins vs. Ouachita Baptist, 2001
Touchdowns Responsible For – 8, Dusty Bonner vs. Delta State (2 rushing, 6 passing), 2001
PATs Attempts – 10, Reid Bethea vs. Delta State, 2001
PATs Made – 10, Reid Bethea vs. Delta State, 2001
FGs Attempts – 5, Will Rhody vs. Central Arkansas, 2004
FGs Made – 5, Will Rhody vs. Central Arkansas, 2004
Longest FG – 54, Keith Moore vs. Kentucky State, 1985*
Points Kicking – 16, Jack McTyre vs. West Alabama, 1990; Will Rhody vs. Central Arkansas, 2004

RECEIVING:

Receptions – 20, Sean Pender vs. Mississippi College, 1995
Yards – 232, Reggie Mosley vs. West Georgia, 2000
Touchdowns – 4, Darrien Teals vs. Central Florida, 1988; Stanley Flanders vs. Fort Valley State, Delta State, 1994

PUNTING:

Punts – 11, Mike McCullough vs. Central Florida, 1989
Longest Punt – 72, Andy Gibbs vs. Delta State, 1998
Average – (min. 4 punts) 9 49.8, Terry Mallory vs. West Alabama, 1985

PUNT RETURNS:

Returns – 7, Jimmy Francis vs. West Georgia, 1984; Tony Hill vs. Fort Valley State, 1991
Yards – 102, Eric Doggett vs. Henderson State, 1999
Longest for Touchdown – 59, Stanley Flanders vs. Clark Atlanta, 1994

KICKOFF RETURNS:

Returns – 5, Kelvin Sheppard vs. North Alabama, 1982; Derrick Harris vs. Georgia Southern, 1983
Yards – 147, Derrick Harris vs. Georgia Southern, 1983
Longest for Touchdown – 100, Aaron Jenkins vs. West Georgia, 2000

DEFENSE:

Interceptions – 3, Jimmy Francis vs. Bishop, 1985
Yards Returned – 65, Terrence Bell vs. Pittsburg State, 2004
Total Tackles – 24, Ryan Branch vs. Texas-El Paso, 1995
Solo Tackles – 17, Jimmy Brookins vs. Mississippi College, 1988
Sacks – 4, Robert Morris vs. UT Martin, 1989; Richard Freeman vs. North Alabama, 1997
Assists – 18, Harvey Carter vs. Georgia Southern, 1982
Fumble Recoveries – 3, Anthony Newsome vs. Delta State, 1983

SINGLE GAME RECORDS - TEAM

RUSHING:

Attempts – 75 vs. Arkansas Tech, 1999
Yards – 391 vs. Arkansas Tech, 1999
Yards Lost – 103 vs. North Alabama, 1984
Average – 13.4 vs. West Alabama, 1994
Touchdowns – 6 vs. Lees McRae, 1991

PASSING:

Attempts – 70 vs. West Georgia, 1995
Completed – 52 vs. St. Ambrose, 1995
Yards – 508 vs. St. Ambrose, 1995
Touchdowns – 7 vs. Tarleton State, 1993; Clark Atlanta, Delta State, 1994
Percentage – .886 vs. New Haven (39-44), 1994
Intercepts Thrown – 7 vs. Fort Valley State, 1985
Without An Interception – 56 vs. Mississippi College, 1993

TOTAL OFFENSE:

Most Plays – 97 vs. Arkansas Tech, 1999
Most Yards – 659 vs. North Alabama (315R, 344P), 2001

SCORING:

Points – 70 vs. Delta State, 2001
Touchdowns – 10 vs. Tarleton State, 1993; Delta State, 2001
PATs Attempts – 10 vs. Tarleton State, 1993; Delta State, 2001
PATs Made – 10 vs. Delta State, 2001
FGs Attempts – 5 vs. Central Arkansas, 2004
FGs Made – 5 vs. Central Arkansas, 2004
Points Kicking – 16 vs. West Alabama, 1990; Central Arkansas, 2004

PUNTING:

Punts – 11 vs. Central Florida, 1989
Average – (min. 4 punts) 9 49.8 vs. Livingston, 1985

PUNT RETURNS:

Returns – 10 vs. Livingston, 1984
Yards – 117 vs. Henderson State, 1999
Longest for Touchdown – 59 vs. Clark Atlanta, 1994

KICKOFF RETURNS:

Returns – 6 vs. North Alabama, 1982; vs. Troy State, Georgia Southern, 1984; West Georgia, 1995
Yards – 147 vs. Georgia Southern, 1983
Longest for Touchdown – 99 vs. West Alabama, 1994

FIRST DOWNS:

Total – 39 vs. West Alabama, 1996
Rushing – 26 vs. Arkansas Tech, 1999
Passing – 26 vs. St. Ambrose, 1995
By Penalty – 6 vs. Delta State, 1994; West Alabama, 1996

PENALTIES:

Most Penalties – 19 vs. Arkansas-Monticello, 1997
Fewest Penalties – 1 vs. Troy State, 1984; vs. North Alabama, 1985
Most Yards – 170 vs. Albany State, 1999
Fewest Yards – 5 vs. Troy State, 1984; vs. North Alabama, 1985

FUMBLES:

Most – 7 vs. North Alabama, 1983
Most Lost – 5 vs. North Alabama, 1983; vs. West Georgia, 1985

DEFENSE:

Interceptions – 6 vs. UT Martin, 1986; vs. Arkansas-Monticello, 1998
Return Yards – 117 vs. Livingston, 1990
Fumbles Recovered – 7 vs. Savannah State, 1984

*Conference Record

2006 BLAZER FOOTBALL

DEFENSE: (continued)

Most Rushing Yards Allowed – 545 vs. North Alabama, 1982
Most Passing Yards Allowed – 437 vs. Central Florida, 1993
Fewest Rushing Yards Allowed – -29 vs. Central Florida, 1988
Fewest Passing Yards Allowed – 3 vs. West Alabama, 2000
Fewest Total Yards Allowed – 22 vs. Mount Senario, 1993
Sacks – 7 vs. Fort Valley State, Arkansas Tech, 1997, Arkansas Tech, 1998, Fort Valley State, 1999
Fewest First Downs Allowed – 3 vs. Fort Valley State, 2002

SINGLE SEASON RECORDS - INDIVIDUAL

RUSHING:

Rushes – 256, Dominique Ross, 1994*
Yards – 1503, Aaron Jenkins, 2001
Yards Lost – 313, Buster Faulkner, 2002
Per Carry Average – 7.6, Aaron Jenkins (199-1503), 2001
Game Average – 115.6, Aaron Jenkins (1503, 13 games)
Touchdowns – 15, Aaron Jenkins, 2001

PASSING:

Attempts – 544, Lance Funderburk, 1995*
Completions – 367, Chris Hatcher, 1994*
Without an Interception – 177, Chris Hatcher, 1993*
Percentage – .722, Chris Hatcher, 1994*
Completions Per Game – 32.4, Lance Funderburk, 1995*
Yards – 4226, Lance Funderburk, 1996*
Yards Per Game – 343.8, Dusty Bonner, 2000
Touchdowns – 55, Chris Hatcher, 1994*; Dusty Bonner, 2000*
Interceptions Thrown – 17, Buster Faulkner, 2002

TOTAL OFFENSE:

Plays – 611, Buster Faulkner, 2002*
Yards – 4167, Lance Funderburk, 1996*
Yards Per Game – 330.4, Dusty Bonner, 2000

SCORING:

Points – 126, Robert Williams, Stanley Flanders, 1994, Aaron Jenkins, 2001*
Touchdowns – 21, Robert Williams, Stanley Flanders, 1994, Aaron Jenkins, 2001*

TDs Responsible For – 56, Dusty Bonner, 2000 (55 passing)*

PATs Attempted – 84, Reid Bethea, 2001*

PATs Made – 79, Reid Bethea, 2001*

Consecutive PATs – 50, Vernon Loree, 1994

FGs Attempted – 26, Michael Green, 2005

FGs Made – 22, Will Rhody, 2004

Points Kicking – 121, Will Rhody, 2004.

RECEIVING:

Receptions – 111, Sean Pender, 1995*

Yards – 1295, Reggie Mosley, 2002

Touchdowns – 21, Robert Williams, 1994*

PUNTING:

Punts – 80, Andy Gibbs, 1998

Average – 42.2, Terry Mallory, 1985

PUNT RETURNS:

Returns – 33, Reggie Mosley, 2002; Bama Adams, 2003

Average – 13.4, Bama Adams, 2004

Yards – 372, Bama Adams, 2003

KICKOFF RETURNS:

Returns – 34, Vincent Brown, 2004

Average – 29.0, Derrick Harris, 1983

Yards – 774, Vincent Brown, 2004

DEFENSE:

Interceptions – 9, Dallis Smith, 1986

Yards Returned – 120, Terrence Bell, 2004

Total Tackles – 155, Cliff Fouty, 1982

Solo Tackles – 67, Ryan Branch, 1995

Assists – 135, Cliff Fouty, 1982

Sacks – 14, Antonio Edwards, 1990; Richard Freeman, 1997

Fumble Recoveries – 4, Erasmus Harvey, 1994; Tim Thompson, 2004

SINGLE SEASON RECORDS - TEAM

RUSHING:

Most Rushes – 548, 2002

Net Yards – 2706, 2004

Yards Lost – 674, 2002

Average Per Carry – 5.8, 2001

Average Per Game – 193.3, 2004

Touchdowns – 32, 2004

PASSING:

Attempts – 594, 1994*

Completions – 409, 1994*

Yards – 4389, 1994*

Average Yards Per Game – 363.4, 2000

Average Per Completion – 14.9, 1983

Interceptions Thrown – 23, 1984

Attempts Without An Interception – 177, 1993

Touchdowns – 56, 2001*

TOTAL OFFENSE:

Plays – 1095, 2002

Yards – 6634, 2001

Average – 510.3, 2001

SCORING:

Points – 617, 2001*

Touchdowns – 86, 2001*

PATs Attempted – 85, 2001*

PATs Made – 80, 2001*

FGs Attempted – 24, 2002, 2004

FGs Made – 22, 2004

Two Point PATs Attempted – 7, 1995, 1996

Most Two Point PATs Made – 5, 1984

PUNTING:

Punts – 85, 1998

Average – 40.6, 1985

PUNT RETURNS:

Returns – 48, 2002

Yards – 386, 1998

Average – 11.7, 1994

*Conference Record

2006 BLAZER FOOTBALL

KICKOFF RETURNS:

Returns - 50, 2000
Yards - 961, 2000
Average - 24.8, 1987

FIRST DOWNS:

Total - 328, 2001
Rushing - 125, 2001
Passing - 191, 2000*
By Penalty - 48, 2002

PENALTIES:

Most Penalties - 130, 1994
Fewest Penalties - 48, 1987
Most Yards - 1160, 1994
Fewest Yards - 383, 1987

FUMBLES:

Most - 40, 1984
Most Lost - 21, 1983
Fewest - 14, 1995
Fewest Lost - 8, 1993, 1995

DEFENSE:

Fewest Points Allowed - 162, 1994
Most Points Allowed - 313, 1996
Interceptions - 32, 1986*
Yards Returned - 311, 1987
Fumbles Recovered - 24, 1984
Fewest Rushing Yards Allowed - 832, 2002
Most Rushing Yards Allowed - 2664, 1982
Fewest Passing Yards Allowed - 1100, 1998
Most Passing Yards Allowed - 3227, 2002
Fewest Total Yards Allowed - 2807, 1990
Most Total Yards Allowed - 4395, 1982
Takeaway Giveaway - plus 22, 2004
Most Sacks - 58, 2002



C.J. Lofton



Richard Collier



DeWayne Smith



Will Rhody

Fabian Walker, 2004	299	417	3062	8	23
James Owens, 1982	169	339	2258	14	15
Terry Mallory, 1983-86	77	186	1227	14	8

TOTAL OFFENSE	PLAYS	RUSH	PASS	TOTAL	TDs
Chris Hatcher, 1991-94	1642	-339	11,363	11,024	125
Dusty Bonner, 2000-01	1003	-163	8163	8000	111
Lance Funderburk, 1992-96	1206	-232	8192	7960	75
Barrett Wilkes, 2002-	986	-30	6208	6178	8
Tye Cottle, 1987-90	1034	44	5593	5549	57
Mark Dace, 1984-1987	850	606	3459	4065	35
Aaron Jenkins, 2000-03	616	3859	0	3859	34
Fabian Walker, 2004	534	403	3062	3465	28
Dominique Ross, 1992-94	576	3237	0	3237	36
Tyran Robinson, 2001-04	534	3093	64	3157	25

SCORING	TD	FG	PAT	PTS
Aaron Jenkins, 2000-03	53	0	0	318
Will Rhody, 2002-04	0	51	158	308
Reggie Mosley, 1999-2002	49	0	1	296
Dominique Ross, 1992-94	38	0	0	228
Keith Moore, 1983-86	0	32	76	202
Tyran Robinson, 2001-04	33	0	0	198
C.J. Lofton, 1999-2002	32	0	2	196
Robert Williams, 1991-94	31	0	0	186
Vernon Loree, 1993-95	0	18	132	186
Stanley Flanders, 1993-94	30	0	0	180

RECEIVING	REC.	YDS	TDs
Sean Pender, 1992-96	247	2072	9
Reggie Mosley, 1999-2002	235	3738	48
C.J. Lofton, 1999-2002	228	2724	32
Randy Fisher, 1986-89	185	2892	26
Robert Williams, 1991-94	185	2726	31
Steve Greer, 1991-94	179	2025	13
Calvin Walker, 1990-93	167	2026	15
Aaron Jenkins, 2000-03	137	1385	17
Tyran Robinson, 2001-04	126	1201	8
Carlos Johnson, 2000-01	108	1519	13

INDIVIDUAL CAREER RECORDS

RUSHING	ATT	YDS	AVG	TDs
Aaron Jenkins, 2000-2003	616	3859	6.3	34
Dominique Ross, 1992-94	576	3237	5.6	36
Ramon Allen, 1988-91	672	3071	4.6	26
Tyran Robinson, 2001-2004	532	3029	5.7	24
Vontrell Mitchell, 1995-98	485	2655	5.5	11
Donnie Harrell, 1985-88	407	1904	4.7	10
Vincent Brown, 2004-05	265	1624	6.1	18
Eric Clark, 1985-88	292	1301	4.5	3
David Glisson, 1993-96	195	1191	6.1	8
Chad Tanner, 1990-92	244	1156	4.7	4

PUNTING	PUNTS	YDS	AVG.
David Ashby, 1993-94	62	2476	39.9
Terry Mallory, 1983-86	272	10,732	39.5
Wayne DeVane, 1995-97	134	5119	38.2
Chad Mosley, 1991-92	72	2735	38.0
Travis Tidwell, 2004-05	118	4481	38.0
Kenn Barnett, 1999, 2002-04	210	7903	37.6
Brad Bauer, 1982-84	63	2341	37.2
Andy Gibbs, 1998, 2000	118	4331	36.7
Brian Chestnutt, 1989-1991	68	2442	35.9

PASSING	COMP	ATT	YDS	INT	TDs
Chris Hatcher, 1991-94	1047	1529	11,363	39	121
Lance Funderburk, 1992-96	731	1127	8192	27	67
Dusty Bonner, 2000-01	649	913	8163	22	107
Barrett Wilkes, 2002-	563	845	6208	24	43
Tye Cottle, 1987-90	427	774	5593	47	50
Buster Faulkner, 2001-03	381	593	4213	18	44
Mark Dace, 1984-87	241	477	3459	36	25

PUNT RETURNS	RET	YDS	AVG.
Eric Doggett, 1997-99	84	1071	12.8
Bama Adams, 2002-04	46	546	11.9
Stanley Flanders, 1993-94	31	358	11.5
Reggie Mosley, 1999-2002	63	532	8.4
Randy Fisher, 1986-89	56	473	8.4
Derrick Harris, 1983-84	42	353	8.4
Jimmy Francis, 1982-85	84	473	5.6

2006 BLAZER FOOTBALL

KICKOFF RETURNS	RET	YDS	AVG.
Reggie Mosley, 1999-02	82	1780	21.7
Derrick Harris, 1983-84	48	1144	23.8
Eric Doggett, 1997-99	27	612	22.7
Wendell Olden, 1997	19	427	22.5
Vincent Brown, 2004-05	39	774	22.2
Donnie Harrell, 1985-88	27	566	21.0
Kelvin Sheppard, 1982-83	28	556	19.9
Tyran Robinson, 2001-04	32	595	18.6

KICK SCORING	PAT M-A	FG M-a	PTS
Will Rhody, 2002-04	158-166	51-66	308
Keith Moore, 1983-86	76-83	42-65	202
Vernon Loree, 1993-95	132-141	18-24	186
Jack McTyre, 1988-90	57-58	34-45	159
Don Kelly, 1990-92	61-62	22-35	127
Reid Bethea, 2001	79-84	5-10	94
Michael Green, 2005	37-37	19-26	94
James Lightfoot, 1997-98	49-55	11-20	82
Jason Guzzardo, 2000	57-68	5-8	72
Todd Douthit, 1996	37-45	4-6	49

INTERCEPTIONS	NO.	YDS	TDs
Dallis Smith, 1983-86	21	209	0
Jimmy Francis, 1982-85	14	160	0
Calvin Orr, 1986-89	10	172	0
Deon Searcy, 1987-90	12	73	0

SACKS	NO.
Andre Hampton, 1992-94	36
Antonio Edwards, 1990-93	34

*Conference Record

ALL-GULF SOUTH PLAYERS

1982	Carl Armstrong, WR
	Mark Catano, OT (2 nd)
	Cliff Fouty, LB (2 nd)
	Jimmy Francis, CB (2 nd)
	James Owens, QB (2 nd)
1983	Lenny Parker, LB
	Mark Catano, OT
	Cliff Fouty, LB (2 nd)
	Dallis Smith, CB (2 nd)
1984	Lenny Parker, LB
	Dallis Smith, CB (2 nd)
	Jessie Tuggle, DE (2 nd)
	Timmy Massey, SS (2 nd)
	Chuck Dunmon, OG (2 nd)
1985	Jessie Tuggle, LB
	Dallis Smith, CB
	Terry Mallory, P
	Freddie Thomas, LB (2 nd)
	Jimmy Francis, FS (2 nd)
	Mark Dace, QB (2 nd)
	R.D. Swain, OG (2 nd)
	Darrien Teals, WR (2 nd)
1986	Jessie Tuggle, LB*
	Dallis Smith, CB
	Randy Fisher, WR#
	Terry Mallory, P
	R.D. Swain, OG (2 nd)
	James Gibson, DT (2 nd)
	Keith Reddings, DE (2 nd)

1987	Randy Fisher, WR	Jesse Sutton, LB
	Jimmy Brookins, LB (2 nd)	Dennis Fryzel, WR (2 nd)
1988	Randy Fisher, WR	Vaughn Clark, CB (2 nd)
	Jimmy Brookins, LB	Antonio Speed, LB*
	Buddy Phillips, OT	Michael Williams, LB
	Robert Morris, DT (2 nd)	Vaughn Clark, CB
1989	Randy Fisher, WR	Jason King, OT (2 nd)
	Keith Jones, TE	Travis Francis, RB (2 nd)
	Robert Morris, DE	Bo Barilauskas, DT (2 nd)
	Ramon Allen, RB (2 nd)	Willie Caldwell, NG (2 nd)
	Shaun Utley, LB (2 nd)	Eric Doggett, RS (2 nd)
	Randy Williams, C (2 nd)	2000
1990	Antonio Edwards, DE	Dusty Bonner, QB+
	Jack McTyre, K	C.J. Lofton, TE
	Dexter Holiday, WR (2 nd)	Tully Payne, C (2 nd)
1991	Antonio Edwards, DE	Mike Fowler, LB (2 nd)
	Chris Dupree, SS	Reggie Cockerm, LB (2 nd)
	Don Kelly, K	Ced Dickerson, FS (2 nd)
	Will O'Steen, C	Derrick Hill, DE (2 nd)
	Marcus Walker, DL (2 nd)	2001
	Dexter Holiday, WR (2 nd)	Dusty Bonner, QB+
	Scott Long, TE (2 nd)	Reggie Mosley, WR, ST
1992	Antonio Edwards, DE*	C.J. Lofton, TE
	Chris Dupree, SS	Aaron Jenkins, RB
	Calvin Walker, WR	Bill Epps, OG
	York Kurinsky, OT	Jason King, OT
	Chris Hatcher, QB (2 nd)	Reggie Cockerm, LB
	Matt Moore, OG (2 nd)	Mike Fowler, LB
	Andre Hampton, DE (2 nd)	Ced Dickerson, Rover
	Erasmus Harvey, LB (2 nd)	Shaunta Dismuke, ST
1993	Chris Hatcher, QB	Keith Gosse, OG (2 nd)
	Calvin Walker, WR	Anthony Poole, DT (2 nd)
	York Kurinsky, OL	Reggie Rhodes, DT (2 nd)
	Andre Hampton, DE	Derek Braxton, CB (2 nd)
	Erasmus Harvey, LB	2002
	Tony Hill, SS	Aaron Jenkins, RB+
	Stanley Flanders, RS (2 nd)	Buster Faulkner, QB
1994	Chris Hatcher, QB+	Reggie Mosley, WR
	Dominique Ross, FB	C.J. Lofton, TE
	Robert Williams, WR	Torrey Howard, OG
	Stanley Flanders, WR	Chance Hutto, OT
	Matt Moore, OG	Dewayne Smith, NG
	Andre Hampton, DE	Tabious Carter, LB
	Marcus Johnson, FS	Ced Dickerson, DB
	Erasmus Harvey, LB (2 nd)	Reggie Rhodes, DT (2 nd)
	Shay Williams, DE (2 nd)	Marlin Adams, LB (2 nd)
	Edward Mitchell, LB (2 nd)	Jason Cost, LB (2 nd)
1995	Tauese Letuli, OG	2003
	Sean Pender, WR	Torrey Howard, OG
	Lance Funderburke, QB (2 nd)	Tim Thompson, DE
	Ryan Branch, LB (2 nd)	Jason Cost, LB
	Drew McPhail, OT (2 nd)	Andre Zellner, WR (2 nd)
	Wayne DeVane, P (2 nd)	Derrick Hill, DE (2 nd)
1996	Lance Funderburke, QB+	Dee Williford, LB (2 nd)
	Rodney Brown, WR	Wesley Brown, FS (2 nd)
	Sean Pender, WR	Elliott Burkes, CB (2 nd)
	Felise Muai, OL	2004
	Drew McPhail, OL	Tyran Robinson, RB
	Artie Ulmer, DL	Torrey Howard, OL
	James Lockhart, LB	Tim Thompson, DE
1997	Mike Bowman, WR	Spencer Fortson, DB
	Richard Freeman, DE	Will Rhody, K
	Jesse Sutton, LB	Derrick Hill, DE (2 nd)
	Vontrell Mitchell, RB (2 nd)	Terel Toomer, DL (2 nd)
	David Fox, DE (2 nd)	Leighton Cooley, OL (2 nd)
	Arto Vartanian, DT (2 nd)	Will Shelton, OL (2 nd)
	Brad Trout, SS (2 nd)	Sam Reynolds, DB (2 nd)
	James Lightfoot, K (2 nd)	Travis Tidwell, P (2 nd)
	Eric Doggett, RS (2 nd)	2005
1998	Arto Vartanian, DT	Tim Thompson, DE
	Antonio Speed, LB*	Richard Collier, OT
		Michael Green, K
		Dedrick Morrison, DE (2 nd)

+Offensive Player of the Year
 *Defensive Player of the Year
 #Freshman of the Year

2006 BLAZER FOOTBALL

ALL-TIME LETTERMEN

Player	Year	Player	Year	Player	Year
- A -		Terrence Brisbon, RB	1984	Dustin DeHaven, DE	2004-05
Ashley Abrams, DB	1982	Jason Brock, OG	1989	Fran Delaney, DS	1988-89
Bama Adams, WR	2002-04	Charles Brooks, DT	1985	Stephen Delk, K	2002-04
Marlin Adams, LB	2000-03	Adam Brown, DL	1999, 2001-2002	Jamie Deloach, QB	1992-95
Kevin Adkins, DB	2004-05	Arthell Brown, DB	2000-01	Wayne DeVane, P	1994-97
Howard Akers, WR	1987-88	Carlos Brown, FB	1996	Richard DeWees, LB	1989
Timi Aganga-Williams, LB	2002-03	Rodney Brown, WR	1995-96	Ced Dickerson, DB	1999-02
Matt Alexander, OT	1990-91	Vincent Brown, RB	2004-05	Jerry Dillard, K	1993
Jody Allen, DE	1982	Wesley Brown, DB	2000-03	Shaunta Dismuke, DB	1999, 2001
Ramon Allen, RB	1988-91	Chad Bryant, RB	2005	Derek Dixon, DB	1997-98
Steve Allen, OT	1982	Elliott Burkes, DB	1999, 2002-03	Dustin Dodson, C	2001-03
Tony Allen, RB	1985			Eric Doggett, WR	1997-99
Greg Alley, OG	1982-83	- C -		Lavarus Dollar, LB	2005
Kelvin Anderson, WR	1993	Shaun Calhoun, QB	2003-04	Artie Dovers, OG	1982
Tirrell Andrews, WR	1994-96	Clay Callaway, WR	2004-05	Eddie Dowdell, WR	2002-03
Carl Armstrong, WR	1982	Rod Callaway, DT	1987-90	Derek Dragon, DB	1999
Cary Arneson, DB	1982	Bret Calzaretta, LB	1982	Todd Douthit, K	1995-96
Thomas Arnold, RB	2005	Cedric Campbell, RB	1984	Jody Dowda, OT	1990-91
David Ashby, P	1993-94	Vince Capece, LB	1983-85	Blake Duncan, FB	1989-91, 1993
Eddie Ashley, RB	1990	Xavier Carrington, DL	2001-03	Chuck Dunmon, OT	1982-85
Tyler Aurandt, WR	2003-05	Harvey Carter, DL	1982	Fred Dunn, LB	2001-04
Eugene Autry, DB	1993-94	Tabious Carter, DB	1999-02	Chris Dupree, DB	1989-91
		Mark Catano, OT	1982-83		
		Dean Chandler, DT	1996	- E -	
		Greg Chapman, OG	1999-00	John Eaton, OG	1982
- B -		Darryl Cherry, OG	1994	Jos Edison, OT	2003-05
Keith Backstrom, LB	1988-89	Brian Chestnutt, P	1989-91	Antonio Edwards, DE	1989-92
Darryl Baker, LB	1999-02	Mike Christopher, RB	1999-00	Kewon Edwards, LB	1999
Desmon Baker, DE	1995-96	Henry Chubb, RB	1982-83	Rodney Edwards, LB	2001-02
Mike Baldwin, DB	1990	Eric Clark, RB	1985-88	Calvin English, DE	2002-05
Bryan Banks, OT	1984-87	Josten Clark, C	1991-94	Bill Epps, OG	1997-98, 2000-01
David Banks, TE	1992-94	Tommy Clark, C	1990-92, 1994		
Tony Barnes, LB	1999-00	Vaughn Clark, DB	1996-99	- F -	
Kenn Barnett, QB/P	1999, 2002-04	Julanda Clayton, DB	1995-96	Albert Fanoga, DB	1995
Rodrigus Bartell, WR	1986	Dantra Clements, WR	2002	Leon Farmer, LB	1985
Bo Barzilauskas, DL	1999	Reggie Cockerm, LB	1997, 1999-01	Ken Fasnacht, WR	1983
Terrell Battle, DB	1996-98	Cary Cody, WR	1982, 1984-86	Buster Faulkner, QB	2001-03
Brad Bauer, K	1982-84	Jay Coley, WR	1982	Eric Faulkner, DE	1984-87
Marc Beach, WR	1991-92	Richard Collier, OT	2004-05	Jeffery Felton, WR	2004-05
Stephen Betros, LB	2005	Keith Cooksey, WR	1993, 1995-97	Matt Fiorelli, DE	1992-95
Reid Bethea, K	2001	Leighton Cooley, C	2002-04	Randy Fisher, WR	1986-89
Pernell Bee, RB	1983	Greg Cooper, RB	1998-00	Mike Fitzpatrick, WR	1990
Anthony Beedles, DB	1999	Nikko Cooper, WR	1996, 1998	Stanley Flanders, WR	1993-94
Terrence Bell, DB	2004	Marcus Copeland, FB	1987-90	Brad Fleming, OG	2002-03
Travis Bemby, DB	1992	Roger Copeland, LB	1987	Tim Fleming, OG	1993
Mike Berry, DL	1992-94	Jeff Corley, DS	1999-02	Michael Flood, DB	2002-05
Jason Birt, DB	1994	Jason Cost, LB	2000-03	Tracy Flounoy, DL	2003-04
Andy Bishop, K	1998-2001	Tye Cottle, QB	1987-90	Steve Foote, C	1994-95
Stacey Blake, OT	1982-83	Vic Crawford, DB	1984	Reggie Ford, WR	1982
Gio Blalock, LB	2003-05	Jeff Creveling, QB	2003	Spencer Fortson, DB	2002-04
Andy Blanchard, LB	1984-86	Elkannah Crockett, DB	1982	Scott Foss, DB	2002-05
Jeremiah Blount, RB	1987	Nathan Cronin, QB	1997-99	Cliff Fouty, LB	1982-83
Oliver Blount, DT	1985-86	Kevin Crosby, FB	1992	Chris Fowler, DB	2002-03
Steve Bodi, DE	1983-84	Michael Cullen, LB	2005	Mike Fowler, LB	1999-01
Erik Boland, OG	2001			David Fox, DE	1996-98
Elson Bolar, DT	1983-84	- D -		Walt Foy, DB	1991-94
Keith Bonnell, OT	1983-85	Mark Dace, QB	1984-87	Jimmy Francis, DB	1982-85
Dusty Bonner, QB	2000-01	Rod Dalton, WR	2000, 2002-04	Travis Francis, RB	1999-00
Bobby Booker, LB	1987-89	Donnie Daniels, LB	2004	Richard Freeman, DE	1996-97
Abram Booty, WR	2001	J.D. Daniels, WR	1982	Dennis Fryzel, WR	1997-98, 2000-01
Shawn Bostick, C	1990-93	Jermel Daniels, DL	2005	Rodney Fulk, K	1987
Mike Bowman, WR	1996-97	Chance Darcy,	2005	J.T. Fuller, LB	1996-99
Robert Boyette, DL	1982	Chris Davenport, LB	1989-90	Darrell Funderburk, QB	1985-88
Keith Braddock, DB	1993-94	Calvin Davis, LB	1990	Lance Funderburk, QB	1992-93, 1995-96
Delrick Bradley, DB	1999-00	Gerald Davis, OG	2004-05		
Ryan Branch, LB	1993-96	Kelvin Davis, DT	1988	- G -	
Shawn Brannen, OT	1993-94	Mike Davis, WR	1994-95	Chad Gallahan, K	2005
Derek Braxton, DB	1998-01	Reginald Davis, WR	1988-91	Cedric Gantt, DL	1986
Michael Brenton, OG	1987-90	Rick Davis, QB	1982	Doug Garrity, DL	2000-03
Joey Brett, QB	1991	Shamonta Dean, DB	1999-02	Chris Gaston, LB	1997
Milon Brezial, DB	2000-02				
Lardell Brinson, WR	1994, 1996				

2006 BLAZER FOOTBALL

Bert Gellis, DL	1985-88	Alphonso Hopkins, DB	2004	Pat Magennis, OL	1995
Tommy George, DL	1999	Averil Houston, DB	1995	Terry Mallory, QB-P	1983-86
Andy Gibbs, P	1998, 00	Bo Houston, OG	1990-91	Brad Martin, WR	1983
Erik Gibson, WR	1997-98	Greg Hoven, WR	1984-85	Derryl Mason, WR	1983-84
James Gibson, DL	1983-86	Torrey Howard, OG	2001-04	Timmy Massey, DB	1982-85
Mike Gibson, DB	1993-95	James Hubbard, OG, NG	1992-95	William Massey, RB	1985
Dorian Gilliam, RB	2001-04	Doug Hunter, QB	1983-85	Octavio Matamoros, OG	1992
David Gilyard, LB	1982	James Hutley, DT	2004-05	Alvoid Mays, DB	1984
Kris Gingrow, OL	1995-97	Chance Hutto, OT	2001-02	Mike McBride, RB	1982
John Gladden, LB	1990-92			Paul McCall, K	1996-97
Jeff Glazer, DB	1998	- J -		Derick McCant, DB	1989-91
David Glisson, RB	1993, 1995	Chris Jackson, CB	1995	Harold McClain, DL	1989-92
Alex Godfrey, RB	2003	Edward Jackson, DB	1987-89	Wade McCool, OG	1999
Gary Goff, WR	1995-96	Jerome Jackson, RB	1982-83, 1986	Ryan McCormick, TE	1995
Keith Gosse, OG	1999-01	Stonewall Jackson, RB	1985	Clint McCrory, DL	1982
Glen Gozier, DL	2002	Eric Jarvis, C	1982-83	Mike McCullough, P	1988-89
Leon Gray, LB	2002	Willie Jefferson, LB	1983	Kelvin McDavis, OG	2001-04
Chad Grabowski, DE	1998-99	Jason Jelks, DB	1993-95	Deon McGhee, DE	1999-01
Matt Grabowski, WR	1998	Aaron Jenkins, RB	2000-03	Alex McKinnie, RB	1982-83
John Gray, DL	1982-83	Kenny Jennings, DB	1983-84	Drew McPhail, OL	1994-96
Kevin Gray, WR	1984	Brandon Jernigan, OL	1996-97	James McRae, TE	1986-87
Michael Green, K	2003-05	Carlos Johnson, WR	2000-01	Jack McTyre, K	1988-90
Shadrick Green, TE	1993	Casey Johnson, DE	1990	Danny Metcalf, LB	1987-88, 1990
Jeff Greer, DE	1995-96	Chris Johnson, DE	1998-01	Keith Miles, DE	1987
Michael Greer, WR	2001	Emanuel Johnson, DL	1993-94	Vic Miller, LB	1999-00
Steve Greer, WR	1991-94	Marcus Johnson, DB	1991-94	Jerome Mills, DB	1996-97
Lewis Grier, QB/WR	1999-00	Tommy Johnson, DE	1994-95	William Milton, RB	2002-05
Steve Griffin, QB	1982-83	Willie Johnson, NG	2004-05	Herbert Mingo, RB	1991
Ryan Grubbs, LB	1984	Donnie Johnston, QB	1995-98	Charles Mitchell, LB	1984-86
John Gulyas, OT	1997-99	Barry Jones, FB	1992-93	Edward Mitchell, LB	1993-94
Jason Guzzardo, K	2000	Keith Jones, TE	1986-89	Rob Mitchell, WR	1983
		Maurice Jordan, DL	1986-89	Vontrell Mitchell, RB	1995-98
- H -		Tyrone Jordan, WR	2000, 2002-03	William Montford, LB	2004-05
Jack Hall, DE	1996	Dominic June, LB	1997-98	Clifton Montgomery, RB	1984
Paul Hall, LB	1990-91			Donald Monts, OG	1982
Stanley Hall, RB	1989-90	- K -		Demetric Moore, DB	2001
Todd Hall, C	1996	Don Kelly, K	1990-92	Harvey Moore, OL	1996, 2000
Wayne Hamm, TE	1982-84	John Kenny, OL, DL	1989-91	Keith Moore, K	1983-86
Andre Hampton, DE	1992-94	Jason King, OT	1998-01	Matt Moore, OL	1991-94
Dennis Hampton, DE	1993	Jimmy King, TE	1993-94	Robert Morris, DE	1986-89
Roshod Hampton, DL	2001	Everett Kitchens, ROV	2005	Dedrick Morrison, DE	2002-05
Jeff Hanton, DB	1982-83, 1985-86	Scott Klees, QB	1990	Gary Morton, DB	1992
Rico Harley, OT	1999-00	York Kurinsky, OL	1992-93	Chad Mosley, P	1991-92
Austin Harmon, DB	1996-98			Jackson Mosley, DB	1982
Donnie Harrell, RB	1985-88	- L -		Reggie Mosley, WR	1999-02
Bryce Harrington, K	2001	Trevor Lansford, RB	1994	Scott Mowry, LB	1985-88
Antwan Harris, DB	2003-05	Lance Laskey, TE	1988	Felise Muai, OL	1995-96
Derrick Harris, DB	1983-84	Mike Laussen, DL	1995	Matt Mumme, QB	1994, 1996
Jonathan Harris, TE	1992-94	Mark Lawson, LB	1982-84	Tony Murphy, LB	1987
Shawn Harris, DB	2004-05	Decaris Leeks, OG	2005	Darrell Mydell, DB	1993-94
John Harrison, DS	2002-04	Maurice Leggett, LB	2004-05		
Travis Harrison, DE	2005	Michael Leslie, RB	2001	- N -	
Dwayne Hart, DB	1987-90	Tause Letuli, OL	1994-95	Davis Nall, OT	2005
Erasmus Harvey, LB	1991-94	Archie Lewis, DB	1994	J.R. Neal, OT	2000-01
Chris Hatcher, QB	1991-94	James Lightfoot, K	1997-98	Tremaine Neal, LB	1997-98
Ross Hawthorne, LB	2000-01	Ray Lloyd, C	1983-86	Carlton Nelson, RB	1996-97
Ashley Henderson, OG	2000-01	James Lockhart, LB	1993-96	Clay NeSmith, DL	1986
Mike Henry, C	1983-84	C.J. Lofton, TE	1999-02	Anthony Newsome, DE	1983
Chester Hightower, LB	1986	Greg Lofton, WR	2002-03	David Niemeyer, DL	1982
Derrick Hill, DE	2000, 2002-04	Scott Long, TE	1989-91	John Norris, OT	1984-87
Tony Hill, DB	1991-94	Scottie Long, LB	1986	Alberto Nurse, LB	1995-98
John Hinson, DL	1992-94	Stan Long, OG	1983		
John Hobdy, QB	2000	Vernon Loree, K	1993-95	- O -	
Craig Hodge, DL	1999	Mikeal Lovejoy, DB	1986-88	Alex Oakes, LB	1988
Rory Hogan, DL	1997-00	Eric Luke, DB	1988-91	Sammy Ogletree, LB	1999
Dexter Holiday, WR	1986, 1989-91	Jeremy Lundy, OL	1994-96	Wendell Olden, RB	1997
Hobie Holiday, DE	2003	Marcellas Lyles, DE	1997, 1999	Calvin Orr, DB	1986-89
Mendez Hollis, DB	1997-99	Fatari Lyons, DE	2001-02	Willie Osborn, WR	1989
Cedric Holton, DB	1998			Will O'Steen, C	1988-91
Jimmy Holton, OG	1987	- M -		James Owens, QB	1982
Jeff Hooks, LB	1985-86	George Mackey, DE	1982		
Carlos Hope, WR	1995, 1997-99	Kevin Maddox, P	1987		

2006 BLAZER FOOTBALL

<p>- P -</p> <p>Don Page, DE Brent Palma, P Scott Palmer, RB Ted Palmer, DS Josh Parker, DL Lenny Parker, LB Michael Parker, OT Tommy Parker, WR Zach Parker, WR George Parsons, LB Oscar Patterson, DB Tully Payne, C Sean Pender, WR Greg Petty, FS Buddy Phillips, OT Desmond Phillips, WR Larry Pividal, TE Alan Pohalski, DL Anthony Poole, DT Billy Poole, RB Richard Popkin, OT Eric Porter, LB Patrick Prewitt, QB Sammie Price, DL Tucker Pruitt, QB Tyler Pruitt, RB Don Pumphrey, OT</p> <p>- R -</p> <p>Ryan Rackley, DB Todd Ragle, DE Jerry Randall, DL Andre Randle, DL Jessie Randle, DB Buddy Ratledge, OT Jason Ray, OL Marcus Ray, RB Ben Reaves, TE Charles Reddick, DL Keith Reddings, DE Quinton Reed, DB Jack Reeves, DE Robert Renfro, DL Luis Reveiz, K Sam Reynolds, DB Sherrard Reynolds, WR Reggie Rhodes, DL Will Rhody, K James Richards, OT Jason Richards, OL Freddie Richardson, LB Rodney Rigdon, DE Andrew Riley, TE Rusty Rivers, OG Barry Roberson, LB Calvin Roberts, DB Julian Roberts, DE Kelvin Roberts, DE Joe Robinson, WR Tyran Robinson, RB Tyrone Rogers, RB Dominique Ross, FB Lee Rourk, LB John Royal, LB Carlos Russell, DT Davis Russell, OG</p> <p>- S -</p> <p>Kevin Sams, DB C.A. Sanders, OG</p>	<p>2003 2001 2004-05 1988-90 1997 1983-84 1987-90 2004 2004-05 1992-93 2004 1998-01 1992-93, 1995-96 2005 1987-88 1995 1982 1982 2000-01 1993-94 1992 1988 1997 1985 2005 2004-05 1984-85</p> <p>2000-01 2000-02 1984-85 1993-94 1990 1983-85 1997 1997-00 1983-86 1987-88 1983-86 1983-84 1992 1983-84 1983 2004 2005</p> <p>2001-02 2002-04 2003 1990 1990 1994 2000-01 1984 1989-91 2004 1996 2005 1999 2001-04 1991 1992-94 1983 1987 2005 2004-05</p> <p>1997 2005</p>	<p>Homer Sanders, WR Shaun Sanders, DL Drew Sauls, WR Mike Scantling, TE Richard Schille, TE Clifford Scott, DB Deon Searcy, DB Mike Sellars, C Brock Sellers, C Cornelius Seymour, LB Andy Sharpless, OG Twion Shealer, OG Will Shelton, OT Kelvin Sheppard, WR Jimbo Shubert, LB Pete Shutters, DL Dean Siegel, DE James Sirmans, LB Steve Skeen, RB Albert Smith, RB Anthony Smith, LB Dallis Smith, DB Dedric Smith, WR Dennis Smith, DB Dewayne Smith, DT Jerome Smith, DE Larry Smith, WR Tavaris Smith, LB Terry Smith, DB Tracy Soles, RB Antonio Speed, LB Chuck Stamey, OT Darrell Stephens, WR Jarmal Stevens, DB Mitch Stewart, QB Paul Streacker, C Dan Strickland, DT James Strickland, C Mel Stripling, OT Ryan Sulkowski, C Roger Sullivan, OL Jesse Sutton, LB Ricky Sutton, DL R.D. Swain, OG Ricky Swales, DE</p> <p>Greg Talley, DE Chad Tanner, RB Lee Tarpley, RB Darrell Tarver, DE Brad Tate, LB Larry Tatum, C Hunter Taylor, DL John Taylor, TE Travis Taylor, WR Darrien Teals, WR Michael Terry, RB Derrick Tharpe, WR Cody Thomas, LB Freddie Thomas, LB Raymond Thomas, WR Curtis Thompson, LB Hugh Thompson, QB Jay Thompson, OG Tim Thompson, DE Anthony Thornton, DL Gary Thornton, DB Travis Tidwell, P Terel Toomer, DL Brad Trout, DB</p>	<p>1983 1999-00 1984-85 1983 1983 1987-90 1987-90 1986-87 1982 1994-95 1982-84 2002 2002-05 1982-83 1996-98 1982-83 1984-85 1993-94 2001-03 1984, 1987 1983 1983-86 2005 1983-86 2001-02 1983 2000 1995-96 1994-96 1982-83 1995, 1997-99 1990-93 2003-04 1994-97 2002-05 2004-05 1983-86 1982 1982 1996-98 1996 1995-98 1982 1983-86 1990</p> <p>1992 1990-92 2000-03 1986-89 1992 1984 1997 1996-97 2004-05 1985-88 2005 2005 2003-04 1984-85 2003-04 1983 1982 1996-97 2002-04 1990-91 1990-91 2004-05 2003-04 1993-94, 1996-97</p>	<p>Jason Troutman, OT Tony Troutman, OG Jessie Tuggle, LB Mike Tuggle, OG John Turley, DE Darren Turner, DL Marquis Turner, DB Sandy Turner, DB Terry Turner, DL</p> <p>Artie Ulmer, DL Shawn Utley, LB</p> <p>Arto Vartanian, DT Jason Vaughan, QB Max Vickers, FB</p> <p>Calvin Walker, WR Fabian Walker, QB Latray Walker, RB Marcus Walker, DL Reggie Walker, RB Jay Walls, DL Charles Walsh, OT Geoff Walters, TE Marcellus Washington, DT Emmett Watkins, LB Zim Watters, DL Will Weaver, DS Arthur Webb, WR Corey Weed, TE-DE Kelly Wells, OT Tony Wesley, RB Regional West, DE Javaris Weston, RB Derwin Whatley, DB Robert Wheeler, TE Billy White, RB David White, LB Fabian Whyly, LB Bill Wilhelm, TE Barrett Wilkes, QB Angelo Williams, WR David Williams, TE Demeakey Williams, DB Eric Williams, LB Fitzgerald Williams, DB Lamar Williams, DE Michael Williams, RB Mike Williams, RB Michael Williams, LB Randy Williams, C Robert Williams, WR Rod Williams, OT Shay Williams, DL Wilbur Williams, RB Winston Williams, WR Dee Williford, LB Drew Willis, TE Hershel Wooten, DL Nekeyma Wright, WR</p> <p>Andre Zellner, TE</p>	<p>2002 2000-01 1983-86 1991 1984 1991 2000-03 2001-02 1995-98</p> <p>1996 1989</p> <p>1997-98 1997 1983-86</p> <p>1990-93 2004 2002-05 1989-92 1992-94 1983-85 1992-94 1984-85 2003-04 1984-87 1986 2004 1984 1995-96 1988-90 2000-01, 2003 1992-93 2002-04 1986 1989 1994 1988 2004 1983-86 2002-04 1992, 1994-95 1982 1997-00 2005 1985-86 1996 1985-86 1984 1997-99 1988-89 1991-94 1982 1992-94 1984-85 1997-99 2003 2003-04 1985-86 2000-03</p> <p>2002-03</p>
--	---	---	---	---	--

2006 BLAZER FOOTBALL

VALDOSTA STATE RECORDS

	Wins	Losses	Ties	Pct.
Overall Record	180	90	4	.664
Home Record	101	37	1	.730
Cleveland Field	91	30	1	.750
Martin Stadium	11	6	0	.647
Road/Neutral Record	79	53	3	.600
Gulf South Record	125	62	3	.666
Home	64	28	1	.690
Away	61	34	2	.640
Non-Gulf South Record	55	28	1	.661
Home	37	9	0	.800
Away	18	20	1	.470
August Games	8	1	0	.889
September Games	57	28	1	.670
October Games	74	29	0	.720
November Games	38	31	3	.550
December Games	3	1	0	.750
NCAA Division II Playoffs	10	7	0	.590
Home	8	3	0	.730
Away	2	4	0	.333
Overtime Games	1	4	0	.200

VALDOSTA STATE MILESTONE VICTORIES

1	1982, vs. Troy State, 24-21
25	1986, vs. West Alabama, 17-12
50	1989, at West Alabama, 42-15
75	Oct. 1, 1994, at West Alabama, 63-0
81	Nov. 19, 1994, vs. Albany State, 14-7 (first playoff victory)
96	Nov. 9, 1996, vs. Central Arkansas, 63-30 (clinched GSC title)
100	Oct. 4, 1997, at North Alabama, 21-0
122	Nov. 11, 2000, at West Georgia, 45-35 (clinched GSC title)
125	Sept. 15, 2001, vs. Southern Arkansas, 41-14
133	Nov. 10, 2001, vs. West Georgia, 31-6 (clinched GSC title)
145	Nov. 16, 2002, at West Georgia, 19-3 (clinched GSC title)
150	Sept. 6, 2003, at Florida Atlantic, 45-17
167	Nov. 6, 2004, at West Georgia, 35-12 (clinched GSC title)
171	Dec. 11, 2004, vs. Pittsburgh State, 36-31 (national championship)
175	Sept. 24, 2005, vs. Central Arkansas, 12-7

VALDOSTA STATE POSTSEASON PLAY

1994 NCAA Division II Playoffs

First Round..... defeated Albany State 14-7 on November 19
 Second Round lost at North Alabama 27-24 on November 26

1996 NCAA Division II Playoffs

First Round..... defeated Albany State 38-28 on November 23
 Second Round lost at Carson-Newman 24-19 on November 30

2000 NCAA Division II Playoffs

First Round..... lost at Delta State 45-12 on November 18

2001 NCAA Division II Playoffs

First Round..... defeated Fort Valley State 40-24 on November 17
 Second Round lost to Catawba 37-34 on November 24

2002 NCAA Division II Playoffs

First Round..... defeated Catawba 24-7 on November 23
 Second Round defeated Carson-Newman 31-28 on November 30
 Semifinals defeated Texas A&M-Kingsville 21-12 on December 7
 Finals lost to Grand Valley State 31-4 on December 14

2003 NCAA Division II Playoffs

First Round..... lost to Carson-Newman 35-29 on November 22

2004 NCAA Division II Playoffs

First Round defeated Carson-Newman 38-12 on November 20
 Second Round won at Albany State 38-24 on November 27
 Semifinals defeated West Chester 45-21 on December 4
 Finals defeated Pittsburgh State 36-31 on December 11

2005 NCAA Division II Playoffs

First Round..... lost to North Alabama 40-13 on November 12

National championship

VALDOSTA STATE SHUTOUTS

September 8, 1984	Valdosta State 49, Clark 0
September 21, 1985	Valdosta State 27, Kentucky State 0
September 13, 1986	Valdosta State 17, Fort Valley State 0
September 21, 1991	Valdosta State 7, Fort Valley State 0
September 2, 1993	Valdosta State 65, Mount Senario 0
September 3, 1994	Valdosta State 36, Knoxville 0
October 1, 1994	Valdosta State 63, West Alabama 0
September 23, 1995	Valdosta State 28, Arkansas Tech 0
October 14, 1995	Valdosta State 41, St. Ambrose 0
October 26, 1996	Valdosta State 42, Southern Arkansas 0
September 13, 1997	Valdosta State 10, Fort Valley State 0
October 4, 1997	Valdosta State 21, Southern Arkansas 0
September 2, 2000	Valdosta State 46, Fort Valley State 0
August 31, 2002	Valdosta State 26, Albany State 0
September 21, 2002	Valdosta State 42, Delta State 0
November 8, 2003	Valdosta State 30, Arkansas Tech 0



2006 BLAZER FOOTBALL

BLAZER ALL-AMERICANS



York Kurinsky



Robert Morris



Randy Fisher




Richard Freeman




Reggie Mosley




Jim Brookins




Jesse Tuggle



Chris Hatcher



Dedrick Morrison



Chris Dupree



Michael Green



Deon Searcy



Richard Collier



Mark Catano



Dusty Bonner



Tim Thompson



Lance Funderburk




Antonio Edwards



Aaron Jenkins

2006 BLAZER FOOTBALL

BLAZER ALL-AMERICANS



Tully Payne



Jason King



Mikeal Lovejoy




Jack McTyre



DeWayne Smith



Will Rhody



Keith Moore



Tyran Robinson



Spencer Fortson




Fabian Walker



Torrey Howard



Antonio Speed



C.J. Lofton

2006 BLAZER FOOTBALL

BLAZERS IN THE PROS




Mark Catano
Pittsburgh



Erasmus Harvey
Winnipeg



Antonio Edwards
Carolina




Lance Funderburk
Montreal



Richard Freeman
Atlanta



Dusty Bonner
Atlanta



Jessie Tuggle
Atlanta



Ced Dickerson
Winnipeg



Randy Fisher
New Orleans



Mike Bowman
Green Bay



Artie Ulmer
Atlanta



Carlos Johnson
Philadelphia



Reggie Rhodes
Miami




Brad Trout
Atlanta



Robert Williams
Kansas City



Andre Hampton
Shreveport



York Kurinsky
Birmingham



Dominique Ross
Tampa



Mike Berry
Indianapolis

2006 BLAZER FOOTBALL

ATHLETIC HALL OF FAME




Initiated in 1997, the Valdosta State University Athletic Hall of Fame is an honorary society begun six years ago to further enhance the sparkling reputation of VSU athletics. Seven former student-athletes and one former coach/administrator comprised the inaugural class, four more standouts were added in 1998, six more (including two alumni from Georgia State Womens College) entered in 1999, and four more joined the elite list each year from 2000 to 2005, bringing the membership to 42.

Five former football players are members of the Hall. Jessie Tuggle was a member of the inaugural class, Antonio Edwards entered in 1999, current VSU head coach

Chris Hatcher came on board in 2001, Keith Moore was inducted in 2002 and Lance Funderburk was added in 2004.

The formal induction ceremony is held in January or February each year.



Jessie Tuggle



Antonio Edwards



Chris Hatcher



Keith Moore



Lance Funderburk

1997

Eric Anderson, Men's Tennis, 1988-91
Sam Bowen, Men's Basketball, 1973-74
Eddie Brown, Men's Basketball, 1977-81
Chan Dixon, Women's Tennis, 1988-91
Joe Germano, Men's Cross Country, 1976-77
Susan Grant Jackson, Coach/Administrator, 1959-84
Susan Taylor, Women's Basketball, 1976-80
Jessie Tuggle, Football, 1983-86

1998

Gary Colson, Coach, 1958-68
Gene Felts, Baseball, 1971-74
Bobby Ritch, Men's Basketball, 1962-66
Shannon Williams, Women's Basketball, 1986-90

1999

Candace Fincher, Women's Basketball, 1983-87
Nancy Irby, Women's Tennis, 1979-82
Jack O'Howell, American Ball, 1931-35
Mike Perry, Baseball/Men's Basketball, 1960-64
Jackie Studstill, Women's Basketball, 1931-35
Cecil Whitehead, Baseball, 1976-78

2000

Antonio Edwards, Football, 1989-92
Willie Oxford, Men's Basketball, 1969-73
Kelly Scott, Baseball, 1979-80
Lyndal Worth, Coach, 1974-81

2001

Briny Baird, Golf, 1994-95
JoJo Blaha, Baseball, 1984-87
Carol Chason, Women's Basketball, 1975-79
Chris Hatcher, Football, 1991-94

2002

Mike Jones, Baseball, 1982-85
Ray McCully, Men's Basketball, 1962-66
Keith Moore, Football, 1984-87
Janice Washington, Women's Basketball, 1980-84

2003

Jeff Agerter, Baseball, 1982-83
Sue Ann Christie, Women's Basketball, 1974-78
Masa Oreskovic, Women's Tennis, 1991-94
Olivia Parks, Softball, 1992-95

2004

Lance Funderburk, Football, 1992-96
Daryl Greenan, Men's Tennis, 1991-95
Bridgett Moore, Women's Basketball, 1983-87
Bryan Shover, Baseball, 1992-95

2005

1979 National Championship Baseball Team
Tim Dominey, Men's Basketball, 1970-73
Sachin Kirtane, Men's Tennis, 1995-98
David Yarmitzky, Golf, 1990-92

2006

Klaus Acker, Men's Tennis, 1997-98
Kevin Drukin, Golf, 1998-99
Tommy Thomas, Coach, 1967-Present
Dawn Wynn, Women's Basketball, 1991-95

2006 BLAZER FOOTBALL

VALDOSTA STATE AND THE HARLON HILL TROPHY

Valdosta State football has played a large role in the selection of the Division II player of the year, who receives the coveted Harlon Hill Trophy during festivities held in conjunction with the national championship game in early December each year. The trophy is named after former Florence State Teacher's College (now University of North Alabama) wide receiver Harlon Hill, who went on to start for the Chicago Bears in the NFL.

In 1994 current Valdosta State head coach Chris Hatcher won the Hill trophy by the second largest vote margin in the 17-year history of the award. Hatcher won the award after throwing for 4,076 yards and 55 touchdowns, against just 10 interceptions, while completing 367 of 508 passes. Hatcher led Division II in passing efficiency during the regular season and directed VSU to its first Division II postseason appearance.

Two years later, Lance Funderburk, his successor as Blazer quarterback, was runnerup for the prestigious honor. Funderburk completed 342 of 532 passes on the season, a .643 completion percentage, and threw 38 touchdowns while being intercepted 14 times. His 4,226 yards passing on the year are both a Valdosta State and Gulf South Conference record.

In 2000, then junior quarterback Dusty Bonner was a landslide winner of the award, making Valdosta State one of only three schools to boast multiple winners. Bonner directed VSU to a 10-2 mark on the year while completing 351 of 488 passes. He tied Hatcher's Blazer and Gulf South Conference mark of 55 touchdown passes, against just eight interceptions, and tallied 4,126 yards.

And in 2001, Bonner took home the gold once again, becoming only the second player in the history of the award to win it back-to-back. Bonner completed 298 of his 425 passing attempts for 4,037, becoming the first player in VSU history to throw more than 4,000 yards in back-to-back years. The senior threw 52 touchdowns and 14 interceptions while completing 70.1% of his passes.



Dusty Bonner
2000 and 2001 Winner

Year-by-Year Stats for VSU's Three Most Prolific Quarterbacks

Chris Hatcher

1991-94 • 1994 Harlon Hill Trophy Winner

Year	Att	Comp	Int.	Pct.	Yds	TDs
1991	150	81	4	.540	1088	8
1992	400	264	14	.660	2548	21
1993	471	335	11	.711	3651	37
1994	508	367	10	.722	4076	55
Totals	1529	1047	39	.685	11,363	121

Lance Funderburk

1992-96 • 1996 Harlon Hill Trophy Runner-up

Year	Att	Comp	Int.	Pct.	Yds	TDs
1992	10	5	1	.500	40	0
1993	41	28	0	.683	220	3
1995	544	356	12	.654	3706	26
1996	532	342	14	.643	4226	38
Totals	1127	731	27	.649	8192	67

Dusty Bonner

2000-01 • 2000 and 2001 Harlon Hill Trophy Winner

Year	Att	Comp	Int.	Pct.	Yds	TDs
2000	488	351	8	.719	4126	55
2001	425	298	14	.701	4037	52
Totals	913	649	22	.711	8163	107



Chris Hatcher
1994 Winner



Lance Funderburk
1996 Runner-Up

A BEAUTIFUL EDUCATION AT VALDOSTA STATE UNIVERSITY



CELEBRATING 100 YEARS!



*Prepare for
Your World
by Coming to
Ours!*








- College of Arts & Sciences
- College of the Arts
- Harley Langdale Jr.
College of Business Administration
- James L. & Dorothy H. Dewar
College of Education
- College of Nursing
- Division of Aerospace Studies
- Division of Social Work



www.valdosta.edu

Office of University Relations • Valdosta State University • 1500 N. Patterson St. • Valdosta, GA 31698 • 229-333-5980

25 YEARS OF VALDOSTA STATE FOOTBALL



2006 BLAZER SCHEDULE

<u>DAY</u>	<u>DATE</u>	<u>OPPONENT</u>	<u>LOCATION</u>	<u>TIME</u>
Sat.	Sept. 2	at Albany State	Albany, Ga.	7:00 p.m.
Sat.	Sept. 9	FORT VALLEY STATE	BAZEMORE-HYDER	7:00 p.m.
Sat.	Sept. 23	ARKANSAS TECH	BAZEMORE-HYDER	1:00 p.m.
Thurs.	Sept. 28	at Ouachita Baptist (TV)	Arkadelphia, Ark.	8:00 p.m.
Sat.	Oct. 7	SOUTHERN ARKANSAS (HC)	BAZEMORE-HYDER	1:00 p.m.
Thurs.	Oct. 12	at Delta State (TV)	Cleveland, Miss.	8:00 p.m.
Sat.	Oct. 21	WEST ALABAMA	BAZEMORE-HYDER	1:00 p.m.
Sat.	Oct. 28	at North Alabama	Florence, Ala.	7:00 p.m.
Sat.	Nov. 4	ARKANSAS-MONTICELLO	BAZEMORE-HYDER	1:00 p.m.
Thurs.	Nov. 9	at West Georgia (TV)	Carrollton, Ga.	8:00 p.m.