

VALDOSTA



BLAZERS

FOOTBALL 2007

BAZEMORE-HYDER STADIUM...

Valdosta State plays its home football games at Cleveland Field/Bazemore-Hyder Stadium, located across the street from the University Center.

The stadium, built in 1922 and named for the late Dr. A.G. Cleveland, who was superintendent of Valdosta City Schools from 1919-1949, was leveled and rebuilt from the ground up following the 2003 season. The result is a state of the art facility featuring a field turf playing surface, locker rooms and press boxes on each side of the field. Three prime sections of seating feature theater-type seats with the remainder having back seats. The stadium seats 10,100 fans.

In the spring of 1996, two legendary Valdosta High School coaches were honored, and the stadium now bears the names of the late Wright Bazemore and the late NickHyder.

The Blazers played their first seven seasons at Cleveland Field and returned 14 years ago to take advantage of its convenient location adjacent to VSU's main campus.



...HOME OF THE BLAZERS



QUICK FACTS

| | |
|----------------------------|-----------------------|
| Location | Valdosta, Ga. |
| Founded | 1906 |
| Enrollment | 11,000 |
| Nickname | Blazers |
| Colors | Red and Black |
| Athletic Affiliation | NCAA Division II |
| Conference | Gulf South |
| President | Dr. Ronald M. Zaccari |
| Athletic Director | Herb Reinhard |
| Website | www.vstateblazers.com |

FOOTBALL STAFF

| | |
|--|---|
| Head Coach | David Dean |
| Alma Mater | Georgia State, 1986 |
| Collegiate Record | First Year |
| Record at VSU | First Year |
| Office Phone | (229) 333-5844 |
| Best Time To Call | Mornings |
| Assistant Head Coach, Offensive Line, Recruiting ... | David Elsenrath |
| Defensive Coordinator, Linebackers | Joe Cauthen |
| Defensive Line | Earl Chambers |
| Secondary, Special Teams | James Colzie |
| Quarterbacks | Buster Faulkner |
| Strength and Conditioning | Michael Doscher |
| Head Certified Athletic Trainer | Russ Hoff |
| Assistant Certified Athletic Trainers | Lori Howard, Chuck Conner, Stacey Walters, Caren Walls |
| Football Secretary | Dawn Turner |

PROGRAM HISTORY

| | |
|---|---|
| First Year of Football | 1982 |
| Overall All-Time Record | 188-92-4 |
| Overall Gulf South Record | 131-64-3 |
| Gulf South Championships | 5 (1996, 2000, 2001, 2002, 2004) |
| NCAA Championships | 1 (2004) |
| NCAA Tournament Appearances | 8 (1994, 1996, 2000, 2001, 2002, 2003, 2004, 2005) |
| 2006 Record | 8-2 |
| 2006 Gulf South Record | 6-2 |
| 2006 Gulf South Finish | T-3rd |
| Letterwinners Returning | 48 |
| Starters Returning . 22 (10 offense, 10 defense, 2 special teams) | |

SPORTS INFORMATION

| | |
|---|---|
| Sports Information Director | Shawn Reed |
| Reed's Email | msreed@valdosta.edu |
| Reed's Office Phone | (229) 333-5903 |
| Reed's Cell Phone | (229) 563-2505 |
| Assistant Sports Information Director | Jessica Steadman |
| Steadman's Email | jasteadman@valdosta.edu |
| Steadman's Office Phone | (229) 245-4390 |
| Steadman's Cell Phone | (229) 560-4386 |
| Sports Information Fax | (229) 333-5972 |
| Press Box Phone | (229) 245-3779 |
| Mailing Address | 1500 N. Patterson St. Valdosta, GA 31698 |

TABLE OF CONTENTS

| | |
|---|--------------------|
| Table of Contents | 1 |
| Quick Facts | 1 |
| Media Information | 2 |
| Valdosta State University | 3-4 |
| Dr. Ronald M. Zaccari, President | 4 |
| Herb Reinhard, Director of Athletics | 5 |
| Gulf South Conference | 6 |
| Head Coach David Dean | 8-9 |
| Assistant Head Coach David Elsenrath | 10 |
| Defensive Coordinator Joe Cauthen | 11 |
| Defensive Line Coach Earl Chambers | 12 |
| Secondary Coach James Colzie | 13 |
| Quarterbacks Coach Buster Faulkner | 14 |
| Graduate Assistant Coaches | 15 |
| Strength & Conditioning Complex | 16 |
| Athletic Training | 17 |
| Blazer Pride/Support Staff | 18 |
| 2007 Preseason Notes | 20-21 |
| 2007 Newcomers | 21 |
| Alphabetical Roster | 22 |
| Numerical Roster | 23 |
| Returning Lettermen Bios | 24-36 |
| 2007 Opponents | 38-42 |
| 2006 In Review | 44-58 |
| VSU and the Harlon Hill Trophy | 60 |
| VSU Athletic Hall of Fame | 61 |
| Blazers in the Pros | 62 |
| Individual Accolades | 63 |
| Lettermen | 64-66 |
| Yearly Records/Attendance/Shutouts/Milestone Victories | 67 |
| Year-by-Year Results | 68-70 |
| Post-Season Play | 70 |
| Team Year-by-Year Stats | 71 |
| Annual Leaders | 72-73 |
| Single Game Records | 74-75 |
| Single Season Records | 75-78 |
| Career Records | 79-80 |
| Coaching Records | 80 |
| Bazemore-Hyder Stadium | Inside Front Cover |
| 2007 Schedule | Outside Back Cover |

MEDIA GUIDE CREDITS

The 2007 Valdosta State Football Media Guide is a publication of the Valdosta State University Sports Information Office. The guide was written and designed by Sports Information Director Shawn Reed. Special thanks to Assistant Sports Information Director Jessica Steadman, Debbie Wisenbaker, Mary Frances Hightower and Becky Korotie for their assistance with the book.

Printing services and cover designs were provided by Colson Printing of Valdosta, Ga. Special thanks to Wendy Colson and Matt Malone for their assistance in the production of the book.

Photography was provided by Wes Sewell of Mirage Studios as well as by the staff of Valdosta Photography. Additional photos provided by the Atlanta Falcons and Jacksonville Jaguars.





MEDIA INFORMATION

VALDOSTA STATE ON THE AIR

The Valdosta State football team can be found on the air several times each week during the 2007 football season. Each game, both home and away, is broadcast live on WWRQ, 107.9 FM, in Valdosta. Dick Rockey serves as the play-by-play voice of the Blazers while Tom Odom provides color commentary and Wes James patrols the sideline.

Additionally, the David Dean Radio Show can be heard live on NewsTalk 105.9 each Monday night at 7:00 p.m. The show is broadcast live from Remerton's Charlie O's throughout the season.

Three Valdosta State games will be televised live as a part of the Gulf South Conference's "GSC Live" TV package. The Blazers' games at Arkansas Tech (Sept. 22, 4:00 p.m.), versus Delta State (Oct. 11, 8:00 p.m.) and versus West Georgia (Nov. 8, 8:00 p.m.) can all be viewed on Comcast/Charter Sports Southeast as well as CoxSports and Mediacom in Valdosta.

The David Dean Television Show appears each Sunday during the season. The show can be seen at 12:30 p.m. on WALB, Channel 3, in Valdosta, as well as, on WALB, Channel 10, at 11:30 p.m. in Albany.

VALDOSTA STATE MEDIA OUTLETS

Bryan Fazio
Valdosta Daily Times
PO Box 968
Valdosta, GA 31698
229-244-1880

College Writer
Macon Telegraph
PO Box 4167
Macon, GA 31213
478-744-4302

Christian Malone
Valdosta Daily Times
PO Box 968
Valdosta, GA 31698
229-244-1880

Sports Editor
Times Enterprise
PO Box 650
Thomasville, GA 31792
229-226-2400

Dick Rockey
WWQR 107.9 FM
807 Mill Pond Rd.
Valdosta, GA 31602
229-247-7669

Steve Carter
Gazette Sports
PO Box 708
Tifton, GA 31794
229-382-4321

Steve Carter
Florida Times Union
PO Box 1949-F
Jacksonville, FL 32231
904-359-4246

Christina Vitale
WCTV-TV
PO Box 3048
Tallahassee, FL 32303
850-893-2126

David Purdum
Atlanta Journal-Constitution
PO Box 4689
Atlanta, GA 30302
404-526-5794

Robert Hydrick
WALB-TV
PO Box 3130
Albany, GA 31708
229-446-4043

Sports Editor
The Specator
Valdosta State University
Valdosta, GA 31698
229-333-5685

Scott James
RTG Media
PO Box 1327
Valdosta, GA 31603
229-244-8642

TO THE WORKING MEDIA

Press Boxes: Rebuilt Cleveland Field and Bazemore-Hyder Stadium, the football home of Valdosta State's Blazers, is topped on both sides by press boxes to accommodate event personnel. The booth on the south (home) side will house game operations, media, sports information, home coaches, home radio and filmers for both teams. The booth on the north (visitor) side will house visiting coaches, visiting radio, film crews for coaches' shows and television stations.

Press Box Services: Standard services are provided in both press boxes for media personnel - flip cards, cumulative statistics, media guides, programs, play-by-play accounts at the conclusion of each quarter, abbreviated statistics at halftime and complete final statistics as soon as possible at the end of the game. Ample telephone service is available. Soft drinks and a snack will be served.

Media Credentials: Contact Shawn Reed, SID, for press passes as far in advance as possible. Passes will be mailed if time permits. If not, they will be left at the Will Call table at the southeast corner of Cleveland Field. The passes will be at the Will Call table two hours before kickoff.

Radio: Valdosta State has a radio booth in the south-side press box for the originating station for the Blazer Football network. A modular plug phone line is provided the official broadcast team of the opponent for each game. The visiting radio crew will work from the lower level of the north-side press box and should obtain permission and credentials in advance from Shawn Reed, SID. The visiting radio phone number, as well as a trouble number, will be given on request.

Film: Official game filmers will shoot from the press box on the south-side of the field. Coaches' show filmers, television film crews and tape delay television will use the film deck on the second level of the press box on the north side. Media can also film from either sideline (goal line to the 25-yard lines).

Scouts: Requests for scouting credentials should be made directly to Shawn Reed, SID, early during the week of the game to be scouted.

Player Interviews: All player interviews should be scheduled through Shawn Reed, SID. Please allow the player at least 24 hours advance notice for the interviews. Phone calls will be returned collect.

All game day interviews of VSU athletes will occur after the day's game.

Interviewing Valdosta State's Coaching Staff: Head coach David Dean is available for interview prior to 11:00 a.m. each week day. Coach Dean can be reached through the football offices at 229-333-5970. Any interview after 11:00 a.m. will be held after the day's practice, unless previously arranged.

Practice Coverage: All Valdosta State practices are open to the media. Coach Dean and members of his staff will meet with intended media following practice. Sports Information Director Shawn Reed will assist in setting up interviews with requested players at the conclusion of each practice. For better service, please let the SID office know when you will attend practice.



Valdosta State University, celebrating its Centennial anniversary until 2013, is a regional university of the University System of Georgia located in Southwest Georgia with a mission to serve 41 counties from the Atlantic Ocean to the Alabama state line.

OUR HISTORY

Established in 1906, the institution was named the South Georgia State Normal College for young ladies in 1913. In 1922, a legislative act changed the name to Georgia State Woman's College and authorized a four-year program leading to a bachelor's degree. The Board of Regents made the college co-educational in 1950 and changed its name to Valdosta State College. VSC became a regional university within the University System of Georgia on July 1, 1993.

OUR MISSION

The mission of VSU is to prepare students to meet global opportunities and challenges through excellence in teaching and learning; to expand the boundaries of current knowledge, and explore the practical applications of that knowledge, through excellence in scholarship and creative endeavors; and to promote the economic, cultural, and educational progress of our community and our region, through excellence in service outreach. VSU seeks to accomplish this mission in a dynamic, student-centered learning environment marked by a respect for diverse abilities, backgrounds, and contributions by all members of the university community.

OUR CAMPUS

VSU is located near the heart of Valdosta, Georgia's newest metropolitan area, on 180 acres, 18 miles north of the Florida border and halfway between Atlanta and Orlando. Its two campuses are less than one mile apart.

In addition to courses offered in the traditional classroom, VSU conveniently offers over 130 online classes. Graduate and/or upper-level undergraduate courses are offered at 19 locations throughout the region, including Moody Air Force Base in Valdosta and the Kings Bay Naval Base on the Georgia coast. Teacher certification and recertification courses are also offered on a regular basis at many sites.

The Georgia Association of the American Institute of Architects has honored VSU for its commitment to quality campus design; and specifically, for its dedication to preserving the institution's unique Spanish Mission style of architecture.



Construction and renovations continue on campus as part of the Strategic Planning Initiative. The main campus features an attractive pedestrian mall of inlaid brick and well-designed seating areas, night-friendly lighting fixtures and security cameras for safe around-the-clock accessibility for students, and attractive building designs and renovations throughout the campus appropriate for the festive centennial theme.

In February 2005, through an agreement with the former SciTrek board and a \$150,000 grant, VSU acquired sole use of the SciTrek science education and training program, formerly housed in Atlanta. Its science education model and materials from the Thomas Edison exhibit, including a prototype phonograph, kinoscope, and early fluoroscope, will help prepare VSU students for their science and math teaching careers.

A recent \$35.7 million student housing project added 518 beds through the construction of Centennial Hall and improved conditions of an additional 500 beds through renovation of two existing student halls.

The university recently received \$392,826 in federal funds to design a \$43.5 million Health Sciences and Business Administration facility for the Rea & Lillian Steele North Campus. Planning is still underway, but the project promises great things for the health and business majors.

VSU's newly renovated Planetarium and Observatory reopened in Nevins Hall in September 2005 and features the new 16-inch state-of-the-art computer-controlled reflector telescope. The planetarium provides shows during the academic year for school groups, civic organizations, and the general public.

VSU will soon begin the transformation of its main campus. Historic Reade Hall will be renovated to include more social areas and Hopper and Georgia halls will both be demolished and rebuilt into multi-level student living and learning centers with additional beds, office space and more. The student health center will move into an expanded, highly technical facility to be built on Georgia Avenue and Parking and Transportation will move to one of two parking decks, which will soon be under construction. The signature building of this campus transformation will be a new student union. Facing Baytree Road, it will hold a variety of offices, a ballroom, auditorium, new bookstore, foodcourt and many other great assets for students and others on the university's campus.

OUR STUDENTS

Represented in VSU's student body of nearly 11,000 are forty-six states, two U.S. territories and more than 60 countries. Georgians comprise 92 percent of total enrollment, while Floridians account for 2 percent and International students another 2 percent. The total male/female ratio is 39/61 with 3,886 undergraduate males and 5,603 undergraduate females.

Minorities make up over 28 percent of VSU enrollment numbers. With a recent \$15,000 grant from the Board of Regents of the USG to implement the HEROES (Helping Everyone Reach Optimum Educational Success) Institute, VSU seeks to help increase the recruitment, retention and graduation of African-American males as part of the USG African-American Male Initiative. African-American students account for 22 percent of the student body.

OUR ACADEMIC PROGRAM:

Through its five colleges (the College of the Arts, the College of Arts and Sciences, the Harley Langdale Jr. College of Business Administration, the James L. and Dorothy H. Dewar College of



Education, and the College of Nursing), the Division of Social Work, and the Library Science program, VSU offers 56 undergraduate degrees (including bachelor's, technical and associate degrees) and 46 graduate degrees. The Doctor of Education degree is offered in the areas of Adult and Career Education, Curriculum and Instruction, and Educational Leadership.

VSU is one of five University System of Georgia institutions offering the Georgia WebMBA, ranked among the top 10 programs for its quality and affordable cost, which offers qualified and highly motivated professionals the opportunity to earn an accredited online MBA degree with little interruption to their work and personal lives.

Accredited by the Commission on Colleges of the Southern Association of Colleges and Schools, our nationally accredited



programs include applied and clinical sociology, art, business, communication disorders, education, music, nursing, psychology, sports medicine, theatre, master of public administration, and master of social work.

VSU has inaugurated a highly successful Freshman Year Experience (FYE) program through the Office of Academic Student Instructional Support.

The Center for International Programs provides central coordination for VSU's comprehensive range of services and activities in the area of international education, including Study Abroad programs.

OUR FACULTY

VSU's faculty consists of 563 members—438 full-time and 125 part-time. Currently, 340 full-time faculty members hold terminal degrees, two hold specialist's degrees, one holds a professional degree, 91 hold master's degrees, and four hold bachelor's degrees. Females constitute about 48 percent of the total faculty, and more than 10 percent are self-declared minorities.

OUR CAMPUS ACTIVITIES

More than 140 active student organizations exist on campus, including 20 Greek social organizations, 10 faith-based campus ministry groups, numerous intramural opportunities, and many service and academic clubs.

Varsity "Blazers" compete in football, basketball, baseball, tennis, golf and cross-country. "Lady Blazers" compete in basketball, softball, tennis, volleyball and cross-country. VSU is a NCAA II member institution and competes in the Gulf South Conference, the largest conference in the country. The VSU Blazer Football Team won the 2004 NCAA Division II National Championship, and the VSU Men's Tennis Team won the 2006 Division II National Championship.

A \$9.7 million Campus Recreation center offers a variety of services such as a comprehensive intramural program, club sports, outdoor trips, fitness consulting, aerobics and a 27-foot climbing wall.



DR. RONALD M. ZACCARI

**President
Sixth Year**

State University at Slippery Rock (1967)

Ronald M. Zaccari became Valdosta State University's seventh president on January 7, 2002, following five years as president of West Liberty State College in West Virginia. Upon his arrival, President Zaccari immediately unveiled a five part planning process that blends diverse but strategically related components and includes strategic, master, facilities, budget, and external plans.

Under President Zaccari's leadership, VSU has received numerous state and national awards including five Best Practice Awards from the University System of Georgia; two Best Practice awards from the American Association of Colleges for Teacher Education (AACTE); and the American Association of State Colleges and Universities (AASCU) Christa McAuliffe Award in 2004.

In 2006, President Zaccari was elected to serve a three-year term on the Washington, D.C. based AASCU Board of Directors. Additional AASCU contributions include an appointment as one of thirteen university presidents to serve on the Commission on Public Renewal that was charged with identifying the core commitments of public

universities and how they might be renewed to meet current and future challenges; and appointed to serve on the selection committee for the Christa McAuliffe Award (2006 and 2007), a national award that recognizes exemplary models in teacher education programs.

In March 2007, President Zaccari received the Governor's Award for Historic Preservation Stewardship, presented by the Georgia Department of Natural Resources, in recognition of his significant leadership and achievement in historic preservation as it related to state-owned or administered properties or projects.

Prior to his tenure at West Liberty State College, Zaccari was provost and vice president for academic affairs at Southeastern Louisiana University, in Hammond, Louisiana. He has held art professorships at Edinboro State College and the University of Colorado. He holds a bachelor's degree from the State University at Slippery Rock, a master's degree in education from the University of Pittsburgh, and a doctorate from Pennsylvania State University.

President Zaccari and his wife, Nancy, have two sons Rahn and Rick.



HERB REINHARD

ATHLETIC DIRECTOR

15th Year

Florida A&M (1980)

The positive reputation of Valdosta State University athletics has grown by leaps and bounds in the 15-plus years Herb Reinhard has been in charge of the 11-sport Division II program. Reinhard joined the Valdosta State athletic family in December 1991, coming from Florida A&M University where he was assistant athletic director in charge of marketing and promotions.

The personable Winter Park, Fla., native has directed a superbly well-balanced program which has won Gulf South Conference all-sports trophies in both men's and women's sports a total of six times during his tenure.

"I am pleased with many of our accomplishments over the past dozen or so years, especially the all-sports trophies because they validate the emphasis we put on the overall program," Reinhard said. "We want to continue to give all our coaches every possible chance to be successful, and that takes a lot of commitment, not only from our staff, but from this and surrounding communities.

"I am very thankful that the community involvement has continued to grow. We have a lot of plans in the works which will need that involvement. For our part, we pledge to continue producing exciting and winning teams."

Reinhard, 50, spent much of his early years on the job turning potential supporters of VSU athletics into active supporters of the program. The list of corporate sponsorships has grown to more than 100, and his aggressive season ticket campaign for football, basketball, baseball, softball and volleyball has paid dividends. He has also expanded the VSU sports package, adding women's volleyball which began play in 1995, as well as its athletic facilities. A fieldhouse and indoor hitting facility for baseball opened in 1998, a \$525,000 softball stadium was completed in July 1999 and new seating and a new press box were added at the baseball facility in time for the 2005 season. A new outfield fence will be built before the start of the 2006 campaign while a new softball fieldhouse was dedicated in March of 2007.

The next major project is funding and building an on-campus football stadium.

"We have made some inroads, but we still have much to do. We must continue to present an exciting, appealing product which people want to come out to see. We have so much to offer the south Georgia-north Florida area in the way of entertainment and education. I feel very fortunate to be a part of this institution, which is making a large impact on the quality of life for the region."

Reinhard has an undergraduate degree in business from Florida A&M, where he was a two-time all-conference placekicker, and a master's degree in sports administration from Florida State. He began his career at Florida A&M in 1979 where he was women's sports information director for six years before taking over athletic marketing and development in 1986. He was promoted to assistant athletic director in 1990 and was elected to the Florida A&M Sports Hall of Fame in 1993.

Reinhard is married, and he and his wife, Linda, have a son, Herb IV, 17, and a daughter, Rebecca, 13.

THE REINHARD FILE

PERSONAL DATA

Born July 3, 1957 in Winter Park, Fla.

Married to former Linda Oorlog of Tallahassee, Fla.

Father of two children, Herb IV, 17, and Rebecca, 13

EDUCATION

Florida A&M University, 1980 (B.A. in journalism/public relations and a B.B.A.)

Florida State University, 1986 (M.A. in sports administration)

PROFESSIONAL WORK EXPERIENCE

1979-85 — Director, Women's Sports Information, Florida A&M

1985-86 — Director, Information Services, New South Women's Athletic Conference

1986-90 — Director, Athletic Marketing and Development, Florida A&M

1990-92 — Assistant Athletic Director, Florida A&M University

1991-Present — Director of Athletics, Valdosta State University

PROFESSIONAL MEMBERSHIPS

National Association of College Directors of Athletics



The Reinhard Family

Herb, Linda, Herb and Rebecca



THE GULF SOUTH CONFERENCE

Academic excellence, 41 National Championships and a leadership role in the NCAA's Division II make the Gulf South Conference (GSC) something special. As a charter member of D-II, the league's 15 universities in six southeastern states enter the 38th year of setting the standards nationally, always breaking new ground.

In the summer of 1970, six college presidents met to talk about athletics. When the meeting ended, a new league emerged—the Mid-South Conference—started by, and to this day run by, the CEOs, the first in NCAA history. To this day, it is that CEO-control and involvement that makes the league work and its 14 championships (football; men's & women's cross country, men's & women's soccer; volleyball, men's & women's basketball, men's & women's tennis, men's & women's golf; softball and baseball) so bitterly contested.

From that point forward, the GSC has been giant steps ahead of the D-II pack. Dating back to 1997, the league has found neutral sites paying sizeable guarantees for most of its team championships. NCAA Conventions regularly feature GSC-proposed or inspired legislation. No one wins more regionals or earns more NCAA post-season bids. In 2004, the league purchased its own new construction office space. But the crowning moment came in 2005-06, when the GSC debuted its highly successful "GSC-TV Live" package which included nine football games and its men's & women's basketball tournament finals. Add to that its web-TV show, "GSC Sports Weekly," and you can see why the GSC is a Conference which is always looking towards the future.

We take pride in our 41 National Team Championships in 12 sports and more than 100 regional titles, especially because there is no sacrifice on the academic side, where GSC student-athletes regularly earn Academic All-America. The Conference added its latest National Title to its resume in 2005-06 when Valdosta State captured its first-ever NCAA Men's Tennis Crown, marking the third consecutive GSC National Men's Tennis Championship (West Florida "back-to-backed" in 2004 and 2005).

Delta State, Florence State (now North Alabama), Jacksonville State, Livingston (now West Alabama), Tennessee-Martin and Troy State were the charter members who launched the league. Scheduling problems

for the 1970-71 academic year limited the GSC to football, won by Jacksonville State. In 1971, the addition of Southeast Louisiana (SELA) and Nichols State increased the membership to eight. The league opened an office in Hammond, LA, changed its name to the Gulf South Conference and began championships in nine men's sports. Mississippi College and Northwestern Louisiana (NWLA, now Northwestern State) joined in 1972 and two years later, NELA left for Division I with SELA and Nicholls State following in 1979.

The conference continued with seven teams until 1981, when the CEOs admitted Valdosta State, followed by West Georgia (1983). In 1991, Tennessee-Martin and Troy State went Division I, briefly dropping the GSC back to seven members, before the beginning of an expansion resulting in ten new members: Lincoln Memorial (1992-93); Alabama-Huntsville, Henderson State, Central Arkansas and Mississippi University for Women (1993-94); West Florida (1994-95); and Arkansas-Monticello, Arkansas Tech, Montevallo and Southern Arkansas (1995-96). Jacksonville State went Division I at the end of 1992-93. Mississippi College dropped to Division III at the end of 1995-96, and was replaced by Christian Brothers to keep the Conference at 16 schools.

In July 2000, the GSC welcomed Harding University and Ouachita Baptist University, making it the largest NCAA conference at any level with 18 schools. MUW dropped its athletics program at the end of the 2002-03 season, decreasing the membership to 17. The Conference decreased to 15 teams in 2006-07 when Central Arkansas moved to Division I and Lincoln Memorial moved to the South Atlantic Conference.

Former Commissioner Jim McCullough brought the GSC office to Birmingham. The current Commissioner, Nathan (Nate) N. Salant, has been in office since October, 1992. He is assisted by Assistant Commissioner for Media and Public Affairs Michael Anderson, Assistant Sports Information Directors Michael Banks and Eric SanInocencio and Senior Woman Administrator Andrea Nguyen. The Chairman of the GSC Board of Directors is Dr. David Rankin (Southern Arkansas). Joining him on the executive committee are Vice Chair Dr. Beheruz Sethna (West Georgia) and past-Chair Dr. Robert Brown (Arkansas Tech). The Supervisors of Officials are Bill Johnson (Football), John Caldwell (Basketball-West Division) and Mike Murphy (Basketball-East Division).



GSC National Championships 1971-2006 (41)

BASEBALL (5)

- Delta State (2004)
- Troy State (1986, 87)
- Jacksonville State (1990, 91)

MEN'S BASKETBALL (3)

- North Alabama (1979, 91)
- Jacksonville State (1985)

WOMEN'S BASKETBALL (7)

- Delta State (1975, 76, 77, 89, 90, 92)
- Southeastern Louisiana (1977*)

FOOTBALL (9)

- Delta State (2000)
- North Alabama (1993, 94, 95)

- Troy State (1984, 87)
- Valdosta State (2004)
- West Alabama (1971)
- Jacksonville State (1992)
- MEN'S GOLF (4)
- Troy State (1976, 77, 84)

- West Florida (2001)
- WOMEN'S GOLF (3)
- Troy State (1984, 86, 89)

- WOMEN'S GYMNASTICS (2)
- Jacksonville State (1984, 85)

- HOCKEY (2)
- Alabama-Huntsville (1996, 98)

- WOMEN'S SOCCER (1)
- Christian Brothers (2002)

- MEN'S TENNIS (3)
- Valdosta State (2006)
- West Florida (2004, 2005)

- TRACK (1)
- Southeastern Louisiana (1975)

- WOMEN'S VOLLEYBALL (1)
- North Alabama (2003)

Current member; *Small College Div. Champion

GSC Commissioners

- Nate Salant (1992-Present)
- Sonny Moran (1987-1992)
- Ralph McFillen (1984-1987)
- Hayden Riley (1982-1984)
- Jim McCullough (1979-1982)
- Stan Galloway (1971-1979)

VALDOOSTA STATE



2007 COACHES



THE BLAZER COACHING STAFF



DAVID DEAN

HEAD COACH ♦ FIRST YEAR

GEORGIA STATE (1986)

When faced with the prospect of hiring a new football coach in January of 2007, Valdosta State Athletic Director knew he didn't need to look far to find the right man for the job. After all, on the Blazer's coaching staff was a man whose credentials more than fulfilled the needs of the job and thus, on January 19, 2007, David Dean became the eighth man to assume the title of head coach at Valdosta State in the program's 25-year history.

Dean, 43, brought a wealth of knowledge to his new position as he had tallied 19 years of experience in the collegiate coaching ranks, including the last seven as Valdosta State's offensive coordinator. The Blazers tallied a 76-12 record during Dean's time as the top man on the offensive side of the ball and traditionally stood among the top teams offensively in the nation.

Dean made an immediate impact on the Blazer football squad during his initial season in Valdosta as VSU led the nation in both total offense, at 502.4 yards per game, and in passing offense (377.9) while finishing third in scoring offense, scoring 45.5 points per game. Quarterback Dusty Bonner was named the Harlon Hill Trophy winner and was one of two VSU offensive players to earn All-America honors. The Blazers capitalized on the offensive success, tallying a 10-2 record while advancing to the second NCAA Regional appearance in school history.

Valdosta State again advanced to the NCAA Regionals in 2001 while finishing fifth in the nation in total offense, with 506.4 yards per game. The Blazer passing game, once again led by Harlon Hill winner Dusty Bonner, ranked sixth nationally at 321.2 yards a game, while VSU averaged 49.4 points an outing, second-best in the nation. Five Blazers under Dean's tutelage on the offensive side of the ball earned All-America honors after the season.

Dean was once again instrumental in the Blazers' success in 2002 as he helped the team reach its first ever National Championship game. That squad rolled to a 14-1 record during the season, its only blemish a 31-24 defeat at the hands of Grand Valley State in the final game of the season. The offense continued to flourish, tallying 398.5 yards a game, good enough for 32nd-best in the nation. With Bonner gone to graduation, Dean groomed current VSU quarterbacks coach Buster Faulkner into an All-Gulf South Conference quarterback while running back Aaron Jenkins earned the school's third straight GSC Offensive Player-of-the-Year honor. Valdosta State was 11th nationally in passing that season, throwing for 277.5 yards a game, and 16th in scoring, at 33.3 points per outing.


The VSU offense ranked 44th nationally in total offense, 14th in passing offense and 31st in scoring offense in 2003 while accumulating a 10-2 mark and its fourth straight trip to the NCAA postseason before reaching its ultimate goal in 2004. That season,

Dean helped the squad win the school's first football national championship as he led a unit that was 33rd nationally in total offense at 415.8 yards a game. VSU was 38th nationally in rushing offense that season and 46th in passing offense while finishing the season 26th in scoring offense. VSU's kickoff and punt return units, both of which Dean oversaw, also finished in the top 60 in the nation during the season as Valdosta State rolled off 14 straight victories after dropping the season opener.

The Valdosta State passing offense again ranked among the top in the nation under Dean during the 2005 season, standing 14th at 275.6 yards a game, as well as in scoring (49th / 28.2). The 2006 team returned to the top 20 in total offense, standing 20th at 389.8 yards per game while ranking 89th in rushing, sixth in passing and ninth in scoring. Additionally, the punt return team ranked second in the nation under Dean's tutelage, tallying 17.3 yards per return.

Overall, 14 Valdosta State offensive players earned All-America honors during Dean's seven seasons as the Blazers' offensive coordinator while 25 times a VSU offensive player was named to the All-Gulf South Conference team, including current wide receiver Cedric Jones, who earned GSC Freshman-of-the-Year last season. Additionally, the Blazers set 21 single season team offensive records during Dean's time as offensive coordinator while the special teams unit established five new school records. The Blazers won four Gulf South Conference championships during his tenure as offensive coordinator and tallied a 56-6 league record and advanced to six NCAA postseasons during that span.

Dean's success at grooming offensive players began prior to his arrival at Valdosta State. Prior to his VSU tenure, Dean also served eight years as an assistant coach at West Georgia, the last two of which was spent as the Wolves' offensive coordinator. He joined






West Georgia in 1992 as the squad's running backs coach before adding the title of special team's coordinator in 1993. Prior to the 1998 season Dean took over the school's offensive coordinator position as well as the quarterback coaching job. Wolves quarterback Jeremy Clements was named the Gulf South Conference Offensive Player-of-the-Year during Dean's initial season as offensive coordinator, giving the coach four honorees in the five-year stretch from 1998-2002. West Georgia accumulated an 18-5 record during Dean's two seasons as offensive coordinator, including an 8-1 mark and a GSC championship in 1999. Overall, West Georgia compiled a 59-28 record, won two GSC championships and beat Valdosta State seven times, an event that has happened just once in seven game since his migration to Valdosta in 2000, during Dean's eight years with the school.

Dean began his coaching career at Valdosta State in 1988 as he began a four-year stint as wide receivers coach on Mike Cavan's staff. He also served as wide receivers coach at Avondale High School during the 1987 season and spent the 1986 school year as a graduate assistant coach at Georgia Tech. Dean walked on to the Georgia Tech squad in 1982 and earned a scholarship the following season as he played wide receiver for the Yellow Jackets through the 1985 school year.

Dean is a member of the American Football Coaches Association and Fellowship of Christian Athletes. He is married to the former Stacie Stott, a Valdosta State alumna, and the couple has three daughters – Caroline (10), Allison (8) and Natalie, who turned 2 in June.



A BRIEF LOOK AT DAVID DEAN

PERSONAL DATA

Born February 3, 1964 in Atlanta, Ga.
 Married to former Stacie Stott of Leary, Ga.
 Father of Caroline (10), Allison (8) and Natalie (2)

EDUCATION

Georgia State, 1986 (BBA in Business Management)

COACHING EXPERIENCE

- 1986: Graduate assistant - Georgia Tech
- 1987: Wide Receivers Coach - Avondale High School
- 1988-92: Wide Receivers Coach - Valdosta State
- 1992-97: Running Backs Coach / Special Teams Coordinator - West Georgia
- 1998-99: Offensive Coordinator - West Georgia (Coached 1998 GSC Offensive Player of the Year Jeremy Clements)
- 2000-07: Offensive Coordinator - Valdosta State (Coached 2000 and 2001 Harlon Hill winner Dusty Bonner, 2002 GSC Offensive Player of the Year Aaron Jenkins, 2006 GSC Freshman of the Year Cedric Jones)

PLAYING CAREER

- Georgia Tech: 1982-85. Walked on before earning scholarship in 1983



The Dean Family

David, Stacie, Caroline, Allison and Natalie



THE BLAZER COACHING STAFF



DAVID ELSENRATH

ASSISTANT HEAD COACH

MISSOURI-ROLLA (1985)

Entering his second tour of duty with the Valdosta State football program, David Elsenrath, who was hired in February to serve as the Blazers' offensive line coach and recruiting coordinator, is no stranger to the demands involved with a winning collegiate football program. After all, Elsenrath has spent more than 26 years in the collegiate ranks, both as a player and coach.



Elsenrath joined the Valdosta State staff after spending the last seven seasons at Tusculum, including the last two years as offensive coordinator. The Missouri native also worked as the quarterbacks and tight ends coach the last two seasons, during which the Pioneers tallied a cumulative record of 9-12. Overall, Tusculum was 46-28 with Elsenrath on the coaching staff, including a 26-23 mark in the SAC.

Elsenrath also spent five seasons as Tusculum's offensive line coach, a position he assumed upon joining the school in the spring of 2000 and held through the end of the 2004 season. He worked with six All-South Atlantic Conference honorees, including two All-Americans as offensive line coach. He coached former Pioneer Alan Dunn to back-to-back Jacobs Blocking Trophies, given annually to the top line man in the SAC, and the 2003 Jim Langer Award, an honor bestowed upon NCAA Division II's Offensive Lineman of the Year. Both Dunn and former Pioneer Felix Perez earned All-America honors under Elsenrath's tutelage while Dunn, Doug Holmberg, Mario Leon and Bull Brown earned invitations to postseason All-Star games.

Prior to Tusculum, Elsenrath spent three seasons as the head football coach at Adams State College in Alamosa, Colo. He led the Grizzlies to the most Rocky Mountain Athletic Conference victories in school history and had two players named All-America. Additionally, three ASC players earned Academic All-America honors and 14 times a Grizzly was named to the RMAC All-Conference team. Twice in his three seasons a football player was named Adams State's Male Academic Student-Athlete of the Year. The Grizzlies were 9-22 during Elsenrath's three seasons with the school, including an 8-16 mark in RMAC play. He improved the school from a 1-10 overall record his first season to a 4-6 mark the final two years. Likewise, the Grizzlies improved from 1-7 in the conference play his first year to 3-5 and finally 4-4 his final season.

Before taking over at Adams State, Elsenrath served three years as tight ends coach at Division I Eastern Kentucky. While at the Richmond, Ky. school, Elsenrath helped the school to a 25-11 record, including a 21-3 mark in Ohio Valley Conference play. The Colonels won the 1994 OVC title with a perfect 8-0 record and advanced to both the 1994 and 1995 NCAA Division I-AA playoffs.

Elsenrath wrapped a pair of graduate assistant jobs on the staffs of legendary coaches around his first job with the Blazers. He spent the 1992 and 1993 seasons as a graduate assistant coach for Howard Schnellenberger at Louisville, working with the offensive line while helping the team win the 1993 Liberty Bowl and also served two seasons on Pay Dye's staff at Auburn, where he worked as a defensive line coach for a team that played in the 1986 Citrus Bowl while working with the offensive line on the 1987 SEC Championship and Sugar Bowl participating team.

Elsenrath's first stint on the Blazer coaching staff stretched from 1988 through 1992 as he served as an assistant on Mike Cavan's staff. He worked with the tight ends and as an assistant offensive line coach his first two seasons before taking over the head offensive line coaching duties in 1990. He also served as the Blazers' recruiting coordinator all four seasons.

As a player, Elsenrath lettered at Missouri-Rolla. He graduated Cum Laude from the school with a Bachelor's degree in Life Sciences in 1985 and earned a Secondary Teacher Certificate from Missouri-Columbia later that year while acquiring a Master's of Education from Auburn in 1987.

Elsenrath, who turned 45 in July, is an active member in the American Football Coaches Association and has served on several committees in that role. He is married to the former Beth Calhoun of Sylvester, who earned both her undergraduate and Masters degrees in Education, with an emphasis in Behavior Disorders, from Valdosta State. The Elsenraths are the proud parents of twin sons, Andrew and Robert, who will turn four in November, as well as daughters Mary Day, who turned two in May, and Clara Beth, born in March.



The Elsenrath Family

David, Beth, Andrew, Robert, Mary Day, Clara Beth



JOE CAUTHEN

DEFENSIVE COORDINATOR

STEPHEN F. AUSTIN (1990)

Hailed as one of the top rising coaches on the defensive side of the ball, Joe Cauthen is in his first season as defensive coordinator



and linebackers coach with Valdosta State.

Cauthen joined the Blazers after eight seasons with Texas A&M-Commerce, during which the Lions consistently ranked among the top defenses in the nation. A&M-Commerce led the Lone Star Conference and was ranked 23rd nationally in total defense last season as the Lions compiled a

5-5 mark. Cauthen's defense surrendered just 258.3 yards per game, including 95.3 on the ground and 163.0 through the air. The Lions allowed just 15.1 points per game, 19th-best nationally, and were 24th in rushing defense.

The Lions were equally as impressive in 2005 as they again led the Lone Star Conference in total defense (318.9 yards a game), rushing defense (127.4 yards per game) and scoring defense (18.3 points an outing). A&M-Commerce was 47th nationally in total defense and 42nd in rushing defense while finishing 22nd in scoring defense. Additionally, under Cauthen's tutelage Lion linebacker J.D. Hearn led the nation in tackles in 2005 and earned eight national post-season awards.

During his seven seasons with the Lions, Cauthen coached six All-Americans, four Lone Star Conference linebackers of the year, three defensive linemen of the year, a defensive back of the year and 34 defensive players that earned All-Lone Star Conference at least once during their career.

Cauthen spent little time in establishing his mark on the Texas A&M-Commerce defense as in just his third year he directed a defense that ranked second in the league in total defense, first against the run, second against the pass and third in scoring


defense. Two years later, his 2003 defense was fourth in the 15-team league in 41st nationally in total defense.

Cauthen joined the Lion staff in 1999 after two seasons at I-AA Stephen F. Austin. He began his tenure with SFA as a restricted earnings coach in 1997 before becoming full-time in 1998. He worked with the defense line during his two seasons and aided the *Lumberjacks* to an 11-11 overall record. Cauthen's line was instrumental in Stephen F. Austin finishing the 1997 season ranked 21st in the nation in the final national poll.

Prior Stephen F. Austin, Cauthen spent a season as defensive line coach at Trinity Valley Community College in Athens, Texas. He also worked with the special teams unit at TVCC and served as the school's strength and conditioning coach. He began his coaching career at Sherman High School in Sherman, Texas during the 1990 season and worked with the school for five seasons. In addition to teaching biology for the school, Cauthen worked with the freshman team his first year and as an assistant for the varsity squad from 1992 through 1995. Additionally, he served as an assistant for the school's baseball, power lifting and basketball programs. Cauthen's coaching was instrumental in leading both Trinity Valley and Sherman to post-season berths during his time with the schools.

Cauthen earned his Bachelor's in Health and Kinesiology with a minor in Biology from Stephen F. Austin in 1990. He also obtained a Master's in Sports Administration from the University of Texas-Tyler in 1997.

Cauthen is married to the former Karen Belson of Houston, Texas. The couple has three children, Brooklyn (13), Dakota (9) and Jackson (8).



The Cauthen Family

Joe, Karen, Brooklyn, Dakota and Jackson



THE BLAZER COACHING STAFF



The lone returning assistant coach for Valdosta State, Earl Chambers, is now in his third season as an assistant coach for Valdosta State. Chambers serves as the Blazers defensive line coach, a position he has spent much of his life training for.



Chambers immediately made his mark on Valdosta State in 2005 as he aided both defensive ends on the squad to All-Gulf South Conference seasons. Under his tutelage, Tim Thompson earned first team All-GSC honors while Dedrick Morrison was tabbed to the league's second team. Likewise, Chambers coached Travis Harrison to an All-GSC first team spot in 2006 and was integral in the Blazer defense setting a school record for fewest points and

total yards allowed. He also served as Valdosta State's recruiting coordinator during his first two seasons and was instrumental in recruiting 2006 GSC Freshman of the Year Cedric Jones.

Chambers, 30, joined the Valdosta State staff from the University of Georgia, where he spent five years as a graduate assistant. Chambers spent his first year on the Bulldog staff as a recruiting assistant, helping to evaluate position recruits as well as coordinating official visits. His final four seasons, Chambers served as an assistant with the UGA defensive staff and as video coordinator. His defensive duties involved Chambers with the defensive line and allowed him to coach the team's offensive and special teams scout players. He also worked as an academic mentor, assisting the Bulldogs as they worked towards their college degrees.

Georgia was 50-14 during Chambers' five seasons on the coaching staff and made bowl appearances all five years. The Bulldogs won the Southeastern Conference in 2002 and were the Sugar Bowl Champions that year while winning the SEC East title in 2003. UGA won the O'ahu Bowl his first season, the Capital One


Bowl in 2003 and the Outback Bowl in his final year while appearing in the Music City Bowl in 2001. He coached three NFL first round draft picks in his five seasons with the school, including Jonathan Sullivan, Charles Grant and David Pollack.

Chambers' five years on the coaching staff at Georgia completed a 10-year run with the program, which also saw him star at strong safety from 1995 through 1999, including a red-shirt year in 1996. He registered 41 tackles and four pass breakups his senior season and aided the Bulldogs to an Outback Bowl title that year. Overall, UGA was 33-11 in his four years of action, including a 3-1 mark in bowl games.

In addition to his playing duties, Chambers served on the SEC Council, UGA Athletic Board and the Faculty Committee during the 1996-97 school year. He also served two years on Georgia's Student-Athlete Advisory Committee during his undergraduate years. Chambers graduated from UGA with a degree in psychology in 1999 and is currently working on his Master's in Sport Management.

Chambers was a standout athlete in high school, lettering in four sports and starting at both quarterback and defensive back for Banneker High School. He was named honorable mention All-State by both the Associated Press and by the Atlanta Journal Constitution as a senior.

A member of the American Football Coaches Association, Chambers is the father of two children, Eariona, 12, and Jordan, three months.



Earl Chambers



JAMES COLZIE

SECONDARY

FLORIDA STATE (1996)

In his first season with Valdosta State, secondary coach James Colzie brings a wealth of experience to the Blazer coaching staff.

Colzie has spent the last three seasons as a defensive graduate assistant at Florida State, working with the team's cornerbacks.



He also worked with the special teams units and helped the Seminoles to three bowl games, including victories in the 2005 Gator Bowl and the 2006 Emerald Bowl. He coached a pair of All-ACC cornerbacks for FSU, including 2006 NFL first round draft pick Antonio Cromartie. Additionally, three other Seminole corners made it to the NFL under Colzie's tutelage, including 2005 second round pick Bryant McFadden and free agent signees Leroy Smith and Gerard Ross. Colzie also held

recruiting responsibilities for Florida State and worked in the coaches' box during games.

Prior to Florida State, Colzie spent four years as an assistant coach at Florida International, where he was hired in 2000. He was one of five coaches originally brought in by head coach Don Strock to help start the program in 2000 and was instrumental in laying the foundation and developing the squad over the next two years. Competition began in 2002 with Colzie serving as the cornerbacks coach and an assistant special teams coach, focusing on the team's returnees. His coaching helped FIU's Kevin Timothee earn a free agent contract with the Tennessee Titans in 2005.

Colzie also spent two years as a prep coach, serving as an assistant coach for the football and basketball teams while also assuming head coaching duties for the junior varsity baseball program. An instructor in the school's Advanced Placement United States history, American Government and Economics classes, Colzie helped Miami Christian's basketball program to a state title during his tenure with the school. He also worked with the Coral Gables Youth Center during his time in Miami and was director of the summer basketball camp.

Colzie's varied background in coaching matches his athletic ability growing up. He starred in basketball, baseball, football and track as a freshman and sophomore at Class 2A Gulliver High before transferring to South Miami for his final two seasons. He finished his high school career with 24 interceptions and was a two-time Class 5A All-Dade defensive back while being named to the Class 5A all-state team. He was also considered one of Miami-Dade's top basketball players, as he finished his high school career with 2,144 points and averaged 22 points and 10 assists a game as a senior. He was also a .300 career hitter on the baseball diamond and stole 35 bases over a two-year prep career. He was named the Miami Herald's Athlete of the Year in 1993.

Upon completion of high school, Colzie signed with Florida State, where he lettered four years before graduating in 1996 with a degree in international affairs. During his FSU career, Colzie helped the Seminoles win the 1993 national title and was a starting cornerback in a second national championship game (1996). FSU tallied a 43-5-1 record, won four ACC championships and finished each season ranked No. 4 or higher during his four seasons, two of which he started. He also played centerfield for the Seminoles' baseball program one year.

Upon graduation, Colzie signed a free agent contract with the Tampa Bay Buccaneers and played a season with in the Montreal Expos minor league system before beginning his coaching career.

Colzie, 32, also earned his Master's in Physical Education, completing the degree in 2007. He is the father of two-year old James Colzie IV.



THE BLAZER COACHING STAFF




BUSTER FAULKNER

QUARTERBACKS

VALDOSTA STATE (2006)

Upon being named head coach in January of 2007, Blazer top man David Dean felt it important that he find a talented coach to teach the school's quarterbacks. After all, Valdosta State has become known for the high caliber of quarterbacks that have worn the Red and Black.



Three times a VSU quarterback has won the Harlon Hill Trophy, Division II's top honor, while finishing runner-up for the award a fourth time.

Dean found his man for the job when two weeks later he hired Blazer Buster Faulkner as the school's new quarterbacks coach.

Faulkner, 24, was a natural fit for the position of quarterbacks coach at Valdosta State as he returned to a school in which he had spent four of the

last six years with, either as a player or coach.

Faulkner began his VSU career in 2001, backing up Harlon Hill trophy winner Dusty Bonner. Faulkner played in 10 of the Blazers' 13 games during his initial season in the Red and Black, completing 38-of-52 passes for 307 yards and three touchdowns. He assumed the starting role in 2002 and went on to be named to the All-Gulf South Conference team at the conclusion of the season. He was successful on 65.0 percent of his passing attempts during his sophomore season, completing 327-of-503 passing attempts, and threw 41 touchdowns against just 17 interceptions. Faulkner, who threw for 3,826 yards during the season, led Valdosta State to a 14-1 record, including wins in the first 14 games of the year, and a showing in the Division II national championship game.

Faulkner returned to the Blazers in 2003, serving as team captain, helped the squad to a 10-2 record and the school's fourth straight trip to an NCAA regional. He played in six games that season, completing 16-of-38 passes for 80 yards. He totaled 4,213 yards passing, sixth-best in school history, during his three years


with Valdosta State and threw 44 touchdowns against just 18 interceptions.

Faulkner left Valdosta State in 2004 and earned a scholarship at Division II Texas A&M-Commerce. He led the Lions to a 4-6 record during the season and set seven single game and single season passing records. He completed 268-of-409 passes on the season while throwing for 2,861 yards and 16 touchdowns.

Upon completing his eligibility at TAMC, Faulkner returned to Valdosta State in 2005, serving as a student assistant coach while finishing work on his undergraduate degree. He assisted former Blazer head coach Chris Hatcher with the VSU quarterbacks that season and was in charge of signaling all offensive plays to quarterbacks during the game. He also worked with the school's junior varsity squad, serving as the team's offensive coordinator.

Faulkner once again departed Valdosta State in January of 2006, as he moved to Athens to become a graduate assistant for the University of Georgia football program. Faulkner worked with both the offensive line and quarterbacks during his one year with the Bulldogs, including assisting quarterbacks coach and current UGA offensive coordinator Mike Bobo in the coaches' box on game days.

Faulkner earned a Bachelor's of Art in History from Valdosta State in January of 2006. In high school, he led Parkview to a Georgia AAAAA state championship. He is married to Tia Godsey of Lilburn, Ga. The couple had their first child, son Harrison, in June.



The Faulkner Family
Buster, Tia and Harrison

THE BLAZER COACHING STAFF



SEAN CALHOUN

RUNNING BACKS

VALDOSTA STATE (2004)

Entering his second season as a graduate assistant on the Valdosta State football staff, Sean Calhoun is no stranger to the University. After all, he spent four years as a quarterback on the Blazer squad.

Calhoun first came to the school in 2000 and walked on to the team. Over the next five seasons, during which he redshirted the 2002 season, Calhoun played in eight games while also serving as an offensive assistant coach with the programs junior varsity team.

He departed Valdosta State in 2005 and joined the staff at Northern State as a graduate assistant. During his one season with the Wolves, Calhoun worked with the team's running backs.

Calhoun returned to Valdosta in 2006 and worked with the Blazer quarterbacks before taking over the role of running backs coach this season.



TONY HAYNES

WIDE RECEIVERS

WEBBER INTERNATIONAL (2005)

Entering his third season as a graduate assistant, Tony Haynes works with the team's wide receivers while also serving as the junior varsity head coach.

Haynes came to Valdosta State after serving as a coach with Webber International during the 2004 season. He worked with the quarterbacks while with the warriors and also helped recruit the Central Florida area. Haynes earned a Bachelor's in Sport Management from the school in 2005 before joining the Blazers.

Haynes also spent one season as a quarterbacks coach with Santa Fe High School in Lakeland, Fla. while working on his undergraduate degree.

In addition to his coaching duties, Haynes also serves as Study Hall Coordinator for Valdosta State and is the Tutor Liason for the football team.



BRIAN SIMMONS

SAFETIES

VALDOSTA STATE (2007)

Brian Simmons enters his third season on the Valdosta State football staff, but his first as a graduate assistant after serving as a student assistant the previous two seasons.

Throughout his VSU career, Simmons has worked with the defensive side of the ball, aiding with linebackers, the defensive line and now the safeties. During his first year, he worked with former defensive coordinator Ashley Anders in preparing the Blazer linebacking corps for game days while assisting with the team's academic progress.

Simmons moved to the defensive line last season and worked with the team's defensive ends while also aiding in recruiting. Simmons earned one of the team's four graduate assistant spots after graduating in May and was assigned to assist new secondary coach James Colzie with the team's safeties.



BARRETT WILKES

RUNNING BACKS

VALDOSTA STATE (2007)

After enjoying one of the finest careers ever by a Valdosta State quarterback, Barrett Wilkes enters his first year as a graduate assistant for the VSU program.

Wilkes spent two seasons as the starting quarterback for Valdosta State and amassed 6,296 yards passing, fourth-most in school history. He also ranked fifth all-time in touchdowns thrown with 44 and fourth in total offense with 6,333 career yards. He played on teams that advanced to four postseason appearances, including the 2002 squad that made the school's first national championship game appearance.

Wilkes also enjoyed a great deal of success on the prep level as he led Lowndes High School to the 1999 Georgia AAAA state title. He also starred in for the school's 2000 AAAA championship baseball team.

STUDENT ASSISTANTS



Paul Streaker



Tim Thompson



Will Weaver



STRENGTH AND CONDITIONING



MICHAEL DOSCHER

STRENGTH AND CONDITIONING

SPRINGFIELD (1992)

The Jessie Tuggle Strength and Fitness Complex is an important part of the total athletic program at Valdosta State, but it is especially critical to the football program.

Named for former VSU all-America and former Atlanta Falcon all-pro linebacker Jessie Tuggle, whose \$25,000 gift in 1992 endowed



a football scholarship, the complex is a busy place year-round as various teams are put through a vigorous off-season program by strength and conditioning coaches.

The Blazer football off-season program provides a great opportunity for players to make progress in many athletic areas. The primary goal is to develop foot speed and quickness, along with focusing on explosive power, which is achieved through weight training four days a week.

Strength gains have


been impressive across the board, and what the young Blazers have accomplished under the watchful eye of speed/strength and conditioning coach Michael Doscher in the weight room and on the practice field will stand them in good stead when they report for fall practice in August.

Doscher, honored in 2005 as the national strength and conditioning coach of the year, is a key player in the total athletic program, and nobody is more aware of his value than Dean and the rest of the football staff.

The weight training complex has been improved in recent years both cosmetically and with the most up-to-date equipment which has transformed it into a state of the art facility for Doscher to work his magic with VSU's 400 student-athletes.

Doscher, who joined the Blazer athletic family in 1996, received his undergraduate degree from Springfield College and his master's degree from Mississippi State University. He gained experience as an intern at Boston College and an assistant at Nevada-Las Vegas and Mississippi State. He stays on the cutting edge of strength and conditioning techniques, attending clinics throughout the country both as a presenter and participant and has been honored by the National Strength and Conditioning Association for his efforts and dedication. Additionally, Doscher is assisted by a pair of graduate assistant coaches in Andrew Althoff and Adam Banwarth.

Doscher is married, and he and his wife Teresa have two children, Dustin, 7, and Cassie, 5.



Andrew Althoff



Adam Banwarth



The Doscher Family
Michael, Teresa, Dustin and Cassie



RUSS HOFF

HEAD ATHLETIC TRAINER

OHIO UNIVERSITY (1985)

The athletic training staff at Valdosta State, under the direction of head athletic trainer Russ Hoff, who was honored in 2004 as Division II's Athletic Trainer of the Year, provides the athletic training personnel and expertise for the 11 intercollegiate sports. Hoff, who came on board in August 1997 after serving in a similar capacity at

Capital (Ohio) University for 10 years, oversees a staff which includes four other certified athletic trainers -- Lori Howard, Stacey Walters, Caren Walls and Chuck Conner -- graduate assistants and a host of athletic training students who work the various sports during their seasons.



The Athletic Training major is offered by the Department of Kinesiology and Physical Education within the College of Education, and admission is based on

academic achievement, course work, related experiences and recommendations. The first two years consist of coursework in the college core curriculum along with background courses appropriate to the major. The second two years incorporate the professional sequence of coursework in the areas of injury assessment, therapeutic exercise, advanced anatomy, biomechanics, kinesiology and sport physiology.

It is during the second two years that the student becomes actively involved in the laboratory experiences in the athletic training room and on the athletic fields and courts. All of these experiences are under the direct supervision of the certified athletic trainers.



In addition to the athletic training staff, Valdosta State athletics is "taken care of" by Dr. Ben Hogan,

VSU ATHLETIC TRAINING STAFF



Chuck Conner
Athletic Trainer



Lori Howard
Athletic Trainer



Dr. Kurt Jacobson
Team Physician



Caren Walls
Athletic Trainer



Stacey Walters
Athletic Trainer

a local physician specializing in sports medicine, and by team physician Dr. Kurt Jacobson and members of his staff from the world famous Hughston Sports Medicine Clinic in Columbus, which has a full service clinic in Valdosta located between VSU's two campuses.

Hoff is married and he and his wife, Julie, have three children, Sam (17), Margaret (15) and Henry (11).



The Hoff Family
Russ, Julie, Sam, Margaret and Henry



SUPPORT STAFF

BLAZER PRIDE

Blazer Pride is an organization chartered by the Valdosta State Student Government to serve as the official Ambassadors for the VSU Athletic Program. The organization is given the mandate of assisting all VSU Athletic Teams in campus visits and in game day operations.



ATHLETIC SUPPORT STAFF



Whit Chappel
*Director, Athletic
Advancement*



Frank Dykes
*Head Equipment
Manager*



Amy Fenolia
*Director, Athletic
Ticketing*



Tom Hughes
*Director, Marketing
and Athletic Sales*



Matt Malone
*Public Address
Announcer*



Shawn Reed
*Sports Informa-
tion Director*



Jessica Steadman
*Assistant Sports
Information Director*



Dante Tennant
*Cheerleading
Coach*



Bobby Tucker
*Compliance
Director / FAR*




Dawn Turner
*Senior
Secretary*



Mickey Woods
*Travel and Field
Maintenance*

WALDOOSTA STATE



2007 BLAZERS



MEET THE 2007 BLAZERS

2007 PRESEASON NOTES

A Quick Look Back at 2006

Valdosta State recorded its seventh straight winning season as the Blazers tallied an 8-2 record. However, VSU missed its first postseason appearance since 1999 as the Blazers were not invited to the NCAA Division II Regional Playoffs.

The Blazers compiled a 6-2 Gulf South Conference record and finished tied for third in the league. Both losses came on the road as VSU fell 35-28 at Delta State and 31-24 in overtime at North Alabama.

A Familiar Face Takes Charge

After serving as the Blazers' offensive coordinator the last seven years, David Dean was hired as head coach when Chris Hatcher departed Valdosta State in January 2007.

Dean's hiring provides Valdosta State with a continuance of its most successful span in school history as he directed an offense that ranked among the top 50 in the nation in each of the last seven seasons while compiling a 76-12 record. He has 19 total years of coaching experience and has tutored four Gulf South Conference Players of the Year.

Coaching Staff Undergoes a Change

After assuming the role of head coach, David Dean faced the difficult task of replacing all but one assistant coach from 2006. Defensive line coach Earl Chambers was the only hold over from last year's group while defensive coordinator Joe Cauthen was hired from Texas A&M-Commerce, offensive line coach and recruiting coordinator David Elsenrath moved from Tusculum, quarterbacks coach Buster Faulkner returned to VSU from Georgia. Finally James Colzie, who will serve as secondary coach and special teams coordinator, moved to VSU from Florida State.

Lots of Familiar Faces

While the Valdosta State coaching staff has a bevy of new faces, the same can not be said for the Blazer squad. In fact, Valdosta State returns 48 letterwinners from its 2006 squad, including a staggering 22, out of a possible 25, starters.

The Valdosta State offense lost just one starter, wide receiver Tyler Aurdand, off of last year's starting squad while the defense also lost just one starter, linebacker Gio Blalock. The Blazers also return two of their special teams "starters" in punter Steven Wright and placekicker Zachary Williams, but lost deep snapper Will Weaver.

A Threat Whenever He Walks on the Field, Literally

Junior safety Sherard Reynolds proved his versatility during his first two seasons as he starred in practically every possible way. As a freshman, Reynolds played wide receiver and caught 38 passes for a team-high 650 yards and seven touchdowns. He switched to safety prior to last season and became the 31st Blazer to earn All-America honors. He was second on the team with 72 tackles and picked off three passes, one of which he returned for a touchdown.

Additionally, Reynolds served as VSU's punt returner and set a school record with 496 yards on 30 returns. He established a VSU single game mark with 168 return yards, on five returns, against Arkansas Tech and followed with 154 yards and a touchdown, on five returns, against Southern Arkansas.

Reynolds will remain at safety for 2007 while also returning punts. Additionally, new coach David Dean has indicated the Moultrie, Ga. native may also see time at wide receiver.

On the Air

For the second straight year Valdosta State will have three games televised as a part of the Gulf South Conference's "GSC TV" Live package. The Blazers' contest at Arkansas Tech Sept. 20 will be broadcast live, as will the Oct. 11 home game against Delta State and the season finale in Bazemore-Hyder Stadium against West Georgia.

All three games will start at 8:00 p.m. Eastern and can be available on Comcast/Charter Sports South and CoxSports.

Jones Aims For Repeat Performance

Sophomore wide receiver Cedric Jones will look to duplicate the receiving performance that he enjoyed in 2006, when he was named the Gulf South Conference Freshman of the Year. Jones caught a team-high 66 passes last season, for 911 yards and eight touchdowns. His 6.6 receptions per game average led the GSC, as did his 91.1 yards per game. He ranked 10th nationally in both receptions per game and receiving yards per game while finishing 20th nationally in total receiving yards. Jones became just the third Blazer to Earn GSC Freshman of the Year honors and was also named to the Daktronics All-Southeast Region team.

Leggett Deflects All Attention

Senior cornerback Maurice Leggett tied a Valdosta State single season record when he deflected 15 passes last year. Leggett also picked off a team-high three passes and recorded 30 tackles. He was named GSC Defensive Player of the Week after the Southern Arkansas game last season, during which he registered four tackles, blocked a kick that was recovered for a touchdown, intercepted a pass in the endzone and returned a fumble 57 yards for a score.





Copeland Returns Under Center

Willie Copeland brings some much needed stability to the quarterback position a year after winning the job in a four-way battle during the preseason. After winning the job, Copeland started nine games and threw for 2,663 yards and 27 touchdowns. He owned a 67.2 completion percentage and a 145.37 efficiency rating after throwing just 11 interceptions. He was named second-team All-Gulf South Conference and is the league's leading returning passer.



The Blazers at Home

Valdosta State has won 106 of 144 games, with 37 losses and one tie (.740), on its home field since beginning football in 1982. The Blazers are an impressive 96-30-1 (.760) at Bazemore-Hyder Stadium and have gone 11-6 (.647) at Martin Stadium.

The Blazers enjoyed their third perfect home slate in the last seven years last season as they compiled a 5-0 home mark. VSU outscored its opponents 190-41 in its five home games in 2006.

The Schedule Ahead

Valdosta State plays a ten-game schedule in 2007, opening with a pair of games against in-state, SIAC foes. The Blazers host Albany State Sept. 1 before traveling to Fort Valley State Sept 8. After a bi-week, VSU plunges full force into GSC play as it visits Arkansas Tech before returning home to face Ouachita Baptist. Trips to Southern Arkansas and West Alabama sandwich a home date against Delta State. After UWA, the Blazer return home for a date with North Alabama before visiting Arkansas-Monticello and wrapping up the season against West Georgia in Valdosta. The Blazers are a combined 117-46-2 against the 10 teams on this year's schedule.

Seniors Aplenty

After graduating just 13 seniors in 2006, the 2007 version of the Blazers will not be short experience. In fact, 25 seniors are currently listed on the Blazer roster, including 14 on offense and 11 on defense. The remainder of the roster consists of 35 freshmen, 19 juniors and 19 sophomores.

2007 NEWCOMERS

| | | | | | |
|-------------------------|----|------|-----|-----|---|
| Adam Bellar | OL | 6-10 | 262 | Sr. | Alexandria, Ind. (Saginaw Valley State) |
| Bryant Benkowski | OL | 6-3 | 325 | Fr. | Madison, Ga. (Morgan County) |
| Mike Brown | RB | 5-9 | 180 | Fr. | Bainbridge, Ga. (Bainbridge) |
| Brian Buford | LB | 5-11 | 190 | Fr. | Warner Robins, Ga. (Warner Robins) |
| Darius Coleman-Phillips | DL | 6-3 | 300 | Fr. | Columbus, Ga. (Hardaway) |
| Kiece Crite | LB | 5-11 | 202 | Fr. | Lincolnton, Ga. (Lincoln County) |
| P.J. Curbeam | WR | 6-0 | 170 | Jr. | Ocala, Fla. (Webber International) |
| Chris Davis | OL | 6-3 | 265 | Fr. | Homerville, Ga. (Clinch County) |
| Trey DuCoeur | OL | 6-4 | 280 | Fr. | Lake City, Fla. (Columbia) |
| Cedric Evans | WR | 5-10 | 179 | Jr. | Miami, Fla. (Hibbing CC) |
| David Gibson | DB | 5-7 | 167 | Fr. | Macon, Ga. (Central) |
| Chris Grant | DB | 6-1 | 185 | Fr. | Snellville, Ga. (South Gwinnett) |
| Kenneth Hale | DB | 6-1 | 192 | So. | Stockbridge, Ga. (Delaware) |
| Chris Hart | QB | 6-4 | 195 | Fr. | Bradenton, Fla. (Southeast Bradenton) |
| Chester Hightower | RB | 5-9 | 175 | Fr. | Thomasville, Ga. (Thomas County Central) |
| Tymon Hudson | DE | 6-1 | 225 | Fr. | Rome, Ga. (Rome) |
| Tyler Josey | DE | 6-2 | 250 | Fr. | Dublin, Ga. (Dublin) |
| Dominique Love | DS | 5-10 | 182 | Fr. | Columbus, Ga. (Kendrick) |
| Matt McDaniel | OL | 6-2 | 275 | Fr. | Waynesboro, Ga. (Edmund Burke Academy) |
| Japree Miles | DB | 6-0 | 185 | Fr. | Quitman, Ga. (Brooks County) |
| Michael Murphy | DB | 5-8 | 174 | Fr. | Thomasville, Ga. (Thomasville) |
| Justin Otte | LB | 5-11 | 224 | Jr. | Kennesaw, Ga. (Kennesaw Mountain) |
| Quentin Rainey | OL | 6-6 | 355 | Jr. | Winter Park, Fla. (Saint Augustine) |
| Austen Roberts | QB | 6-0 | 175 | Fr. | Lake Butler, Fla. (Union County) |
| Collin Roper | WR | 6-1 | 200 | So. | McDonough, Ga. (Shaw) |
| Devin Sabina | K | 5-10 | 177 | Fr. | Lawrenceville, Ga. (Central Gwinnett) |
| Eric Sledge | WR | 6-3 | 195 | So. | Apopka, Fla. (Florida) |
| Sean Weathers | DB | 5-11 | 183 | Jr. | Bonita Springs, Fla. (Southwest Mountain State) |
| Dante Wells | OL | 6-3 | 270 | Fr. | Rome, Ga. (Rome) |



MEET THE 2007 BLAZERS

2007 ALPHABETICAL ROSTER

| No. | Name | Pos. | Ht. | Wt. | Class | Hometown (Previous School) |
|-----|------------------|------|------|-----|-------|--|
| 24 | Carlos Anderson | DB | 5-7 | 180 | So. | Birmingham, Ala. (Spain Park) |
| 21 | Thomas Arnold | RB | 5-10 | 180 | So. | Adel, Ga. (Cook) |
| 90 | Joshua Bass | DL | 6-4 | 250 | Sr. | Savannah, Ga. (Fort Valley State) |
| 97 | Melvin Black | DL | 6-3 | 220 | So. | Apopka, Fla. (Apopka) |
| 99 | Bubba Boatwright | DL | 5-10 | 248 | Fr. | Flowery Branch, Ga. (Gainesville) |
| 94 | Ernest Bradley | DL | 5-8 | 255 | So. | Tallahassee, Fla. (Florida High) |
| 29 | Kevin Bray | DB | 5-10 | 190 | Sr. | Greenville, Ga. (Reedley JC) |
| 35 | Josh Brown | DB | 6-0 | 210 | Fr. | Moultrie, Ga. (Colquitt County) |
| 46 | Dan Burdette | LB | 5-8 | 189 | Fr. | Forsyth, Ga. (Mary Parsons) |
| 15 | Clay Callaway | QB | 6-2 | 189 | Sr. | Watkinsville, Ga. (Oconee County) |
| 4 | Russ Callaway | QB | 5-11 | 185 | Fr. | Athens, Ga. (Oconee County) |
| 39 | Jamaal Clark | LB | 6-2 | 210 | So. | Jonesboro, Ga. (Mt. Zion) |
| 13 | Willie Copeland | QB | 6-3 | 190 | Sr. | Rex, Ga. (Fort Valley State) |
| 73 | Abundio Corchado | OL | 6-1 | 288 | Sr. | Chowchilla, Calif. (Merced College) |
| 72 | Garrett Cranford | OL | 6-4 | 300 | Sr. | Macon, Ga. (West Laurens) |
| 52 | Michael Cullen | LB | 6-0 | 240 | Sr. | Atlanta, Ga. (East Tennessee State) |
| 62 | Jermel Daniels | DL | 6-3 | 310 | Jr. | Thomasville, Ga. (Thomas County Central) |
| 30 | Chance Darley | DB | 5-10 | 180 | Sr. | Savannah, Ga. (Savannah Christian) |
| 56 | Gerald Davis | OT | 6-4 | 300 | Sr. | Greensboro, Ga. (Greene County) |
| 84 | Jackson Dean | WR | 5-10 | 200 | Fr. | Loganville, Ga. (South Gwinnett) |
| 32 | Larry Dean | DB | 5-10 | 202 | Fr. | Tifton, Ga. (Tift County) |
| 44 | Lavarus Dollar | LB | 6-2 | 226 | Jr. | Dublin, Ga. (Dublin) |
| 38 | Andrew Dunn | FB | 5-8 | 217 | So. | Valdosta, Ga. (Lowndes) |
| 1 | Jeffrey Felton | WR | 5-9 | 165 | Sr. | Cordele, Ga. (Crisp County) |
| 74 | Kyle Fox | OL | 6-2 | 305 | Fr. | Madison, Fla. (Madison County) |
| 16 | Chad Gallahan | K | 6-2 | 175 | Jr. | Valdosta, Ga. (Valwood) |
| 76 | Matthew Godfrey | OL | 6-0 | 248 | Fr. | Jasper, Ga. (Pickens) |
| 19 | Shawn Harris | CB | 5-8 | 157 | Sr. | Blakely, Ga. (Early County) |
| 47 | Travis Harrison | DE | 5-8 | 215 | Sr. | Jesup, Ga. (Bradwell Institute) |
| 5 | Marcel Horne | LB | 6-0 | 205 | Sr. | Stone Mountain, Ga. (Middle Tennessee State) |
| 8 | Cedric Jones | WR | 6-0 | 180 | So. | Waycross, Ga. (Troy) |
| 23 | P.J. Katz | WR | 5-10 | 151 | Fr. | Lawrenceville, Ga. (Brookwood) |
| 31 | Everett Kitchens | ROV | 6-0 | 172 | Jr. | Powder Springs, Ga. (McEachern) |
| 66 | Decaris Leeks | OG | 6-3 | 285 | Jr. | Cairo, Ga. (Cairo) |
| 2 | Maurice Leggett | S | 6-0 | 180 | Sr. | Pittsburgh, Pa. (Mt. Zion (Ga.)) |
| 40 | Chris Lewis | DL | 6-3 | 235 | So. | Zebulon, Ga. (Pike County) |
| 57 | Bo May | DT | 6-2 | 270 | Sr. | Apex, N.C. (Mesabi Range CC) |
| 49 | Joseph McCauley | LB | 5-10 | 215 | So. | New Smyrna, Fla. (New Smyrna) |
| 67 | Will McPherson | OL | 6-0 | 260 | Fr. | Valdosta, Ga. (Lowndes) |
| 48 | William Montford | LB | 5-11 | 215 | Sr. | Cordele, Ga. (Crisp County) |
| 77 | Teddy Morris | OL | 6-1 | 250 | So. | Fairburn, Ga. (Sandy Creek) |
| 20 | Gabe Mould | RB | 5-7 | 193 | So. | Austell, Ga. (Pebblebrook) |
| 65 | Davis Nall | OT | 6-3 | 270 | Jr. | Duluth, Ga. (Buford) |
| 9 | Ronnye Nelson | QB | 5-10 | 175 | Fr. | Albany, Ga. (Daugherty) |
| 34 | Scott Palmer | RB | 5-11 | 229 | Sr. | Dacula, Ga. (Central Gwinnett) |
| 85 | Zach Parker | TE | 6-4 | 230 | Sr. | Valdosta, Ga. (Lowndes) |
| 36 | Greg Petty | FS | 6-0 | 175 | Sr. | Fayetteville, Ga. (Lovejoy) |
| 3 | Doug Pilcher | QB | 6-0 | 175 | Fr. | Thomasville, Ga. (Thomas County Central) |
| 89 | Ivory Pitts | LB | 5-10 | 195 | Fr. | Brunswick, Ga. (Glynn Academy) |
| 25 | Donnie Powell | RB | 5-10 | 200 | Jr. | Ocala, Fla. (St. John's Lutheran) |
| 12 | Tucker Pruitt | QB | 6-0 | 180 | Jr. | Fitzgerald, Ga. (Fitzgerald) |
| 14 | Josh Rayam | WR | 6-2 | 185 | So. | Tallahassee, Fla. (North Alabama) |
| 10 | Sherard Reynolds | DB | 5-10 | 175 | Jr. | Moultrie, Ga. (Colquitt County) |
| 22 | Rashawn Robinson | RB | 5-10 | 190 | Jr. | Americus, Ga. (Jacksonville State) |
| 50 | Davis Russell | C | 5-11 | 240 | Sr. | Jacksonville, Fla. (Mandarin) |
| 61 | C.A. Sanders | OG | 6-0 | 295 | Sr. | Moultrie, Ga. (Colquitt County) |
| 81 | Dedric Smith | WR | 5-11 | 185 | Jr. | Hawkinsville, Ga. (Hawkinsville) |
| 42 | Dudley Spence | LB | 5-11 | 170 | So. | Madison, Ga. (Morgan County) |
| 53 | Gordon Steele | OL | 6-1 | 260 | So. | Tallahassee, Fla. (North Florida Christian) |
| 45 | Tony Tanner | WR | 5-11 | 190 | Fr. | Waycross, Ga. (Ware County) |
| 28 | Travis Taylor | WR | 5-11 | 170 | Sr. | Vienna, Ga. (Dooly County) |
| 27 | Michael Terry | RB | 5-9 | 206 | Sr. | Americus, Ga. (Americus) |
| 82 | Derek Tharpe | WR | 6-3 | 190 | Sr. | Warner Robins, Ga. (Wake Forest) |
| 33 | Fabian Whyly | LB | 6-1 | 230 | Jr. | Orlando, Fla. (Edgewater) |
| 6 | Eric Williams | ROV | 5-11 | 181 | Jr. | Valdosta, Ga. (Valdosta) |
| 60 | Mike Williams | OL | 6-1 | 274 | So. | Orlando, Fla. (East Carolina) |
| 63 | James Williams | OL | 6-2 | 265 | Jr. | Homerville, Ga. (Clinch County) |
| 41 | Zachary Williams | K | 6-0 | 170 | Jr. | Canton, Ga. (Woodstock) |
| 69 | Britt Wilson | OL | 6-3 | 200 | Fr. | Tifton, Ga. (Tift County) |
| 87 | Cedric Wiltz | DL | 6-1 | 247 | So. | Evans, Ga. (Evans) |
| 86 | Steven Wright | P | 5-11 | 182 | Jr. | Dacula, Ga. (Dacula) |

MEET THE 2007 BLAZERS



2007 NUMERICAL ROSTER

| No. | Name | Pos. | Ht. | Wt. | Class | Hometown (Previous School) |
|-----|------------------|------|------|-----|-------|--|
| 1 | Jeffrey Felton | WR | 5-9 | 165 | Sr. | Cordele, Ga. (Crisp County) |
| 2 | Maurice Leggett | S | 6-0 | 180 | Sr. | Pittsburgh, Pa. (Mt. Zion (Ga.)) |
| 3 | Doug Pilcher | QB | 6-0 | 175 | Fr. | Thomasville, Ga. (Thomas County Central) |
| 4 | Russ Callaway | QB | 5-11 | 185 | Fr. | Athens, Ga. (Oconee County) |
| 5 | Marcel Horne | LB | 6-0 | 205 | Sr. | Stone Mountain, Ga. (Middle Tennessee State) |
| 6 | Eric Williams | ROV | 5-11 | 181 | Jr. | Valdosta, Ga. (Valdosta) |
| 8 | Cedric Jones | WR | 6-0 | 180 | So. | Waycross, Ga. (Troy) |
| 9 | Ronnye Nelson | QB | 5-10 | 175 | Fr. | Albany, Ga. (Daugherty) |
| 10 | Sherard Reynolds | DB | 5-10 | 175 | Jr. | Moultrie, Ga. (Colquitt County) |
| 12 | Tucker Pruitt | QB | 6-0 | 180 | Jr. | Fitzgerald, Ga. (Fitzgerald) |
| 13 | Willie Copeland | QB | 6-3 | 190 | Sr. | Rex, Ga. (Fort Valley State) |
| 14 | Josh Rayam | WR | 6-2 | 185 | So. | Tallahassee, Fla. (North Alabama) |
| 15 | Clay Callaway | QB | 6-2 | 189 | Sr. | Watkinsville, Ga. (Oconee County) |
| 16 | Chad Gallahan | K | 6-2 | 175 | Jr. | Valdosta, Ga. (Valwood) |
| 19 | Shawn Harris | CB | 5-8 | 157 | Sr. | Blakely, Ga. (Early County) |
| 20 | Gabe Mould | RB | 5-7 | 193 | So. | Austell, Ga. (Pebblebrook) |
| 21 | Thomas Arnold | RB | 5-10 | 180 | So. | Adel, Ga. (Cook) |
| 22 | Rashawn Robinson | RB | 5-10 | 190 | Jr. | Americus, Ga. (Jacksonville State) |
| 23 | P.J. Katz | WR | 5-10 | 151 | Fr. | Lawrenceville, Ga. (Brookwood) |
| 24 | Carlos Anderson | DB | 5-7 | 180 | So. | Birmingham, Ala. (Spain Park) |
| 25 | Donnie Powell | RB | 5-10 | 200 | Jr. | Ocala, Fla. (St. John's Lutheran) |
| 27 | Michael Terry | RB | 5-9 | 206 | Sr. | Americus, Ga. (Americus) |
| 28 | Travis Taylor | WR | 5-11 | 170 | Sr. | Vienna, Ga. (Dooly County) |
| 29 | Kevin Bray | DB | 5-10 | 190 | Sr. | Greenville, Ga. (Reedley JC) |
| 30 | Chance Darley | DB | 5-10 | 180 | Sr. | Savannah, Ga. (Savannah Christian) |
| 31 | Everett Kitchens | ROV | 6-0 | 172 | Jr. | Powder Springs, Ga. (McEachern) |
| 32 | Larry Dean | DB | 5-10 | 202 | Fr. | Tifton, Ga. (Tift County) |
| 33 | Fabian Whyly | LB | 6-1 | 230 | Jr. | Orlando, Fla. (Edgewater) |
| 34 | Scott Palmer | RB | 5-11 | 229 | Sr. | Dacula, Ga. (Central Gwinnett) |
| 35 | Josh Brown | DB | 6-1 | 210 | Fr. | Moultrie, Ga. (Colquitt County) |
| 36 | Greg Petty | FS | 6-0 | 175 | Sr. | Fayetteville, Ga. (Lovejoy) |
| 38 | Andrew Dunn | FB | 5-8 | 217 | So. | Valdosta, Ga. (Lowndes) |
| 39 | Jamaal Clark | LB | 6-2 | 210 | So. | Jonesboro, Ga. (Mt. Zion) |
| 40 | Chris Lewis | DL | 6-3 | 235 | So. | Zebulon, Ga. (Pike County) |
| 41 | Zachary Williams | K | 6-0 | 170 | Jr. | Canton, Ga. (Woodstock) |
| 42 | Dudley Spence | LB | 5-11 | 170 | So. | Madison, Ga. (Morgan County) |
| 44 | Lavarus Dollar | LB | 6-2 | 226 | Jr. | Dublin, Ga. (Dublin) |
| 45 | Tony Tanner | WR | 5-11 | 190 | Fr. | Waycross, Ga. (Ware County) |
| 46 | Dan Burdette | LB | 5-8 | 189 | Fr. | Forsyth, Ga. (Mary Parsons) |
| 47 | Travis Harrison | DE | 5-8 | 215 | Sr. | Jesup, Ga. (Bradwell Institute) |
| 48 | William Montford | LB | 5-11 | 215 | Sr. | Cordele, Ga. (Crisp County) |
| 49 | Joseph McCauley | LB | 5-10 | 215 | So. | New Smyrna, Fla. (New Smyrna) |
| 50 | Davis Russell | C | 5-11 | 240 | Sr. | Jacksonville, Fla. (Mandarin) |
| 52 | Michael Cullen | LB | 6-0 | 240 | Sr. | Atlanta, Ga. (East Tennessee State) |
| 53 | Gordon Steele | OL | 6-1 | 260 | So. | Tallahassee, Fla. (North Florida Christian) |
| 56 | Gerald Davis | OT | 6-4 | 300 | Sr. | Greensboro, Ga. (Greene County) |
| 57 | Bo May | DT | 6-2 | 270 | Sr. | Apex, N.C. (Mesabi Range CC) |
| 60 | Mike Williams | OL | 6-1 | 274 | So. | Orlando, Fla. (East Carolina) |
| 61 | C.A. Sanders | OG | 6-0 | 295 | Sr. | Moultrie, Ga. (Colquitt County) |
| 62 | Jermel Daniels | DL | 6-3 | 310 | Jr. | Thomasville, Ga. (Thomas County Central) |
| 63 | James Williams | OL | 6-2 | 265 | Jr. | Homerville, Ga. (Clinch County) |
| 65 | Davis Nall | OT | 6-3 | 270 | Jr. | Duluth, Ga. (Buford) |
| 66 | Decaris Leeks | OG | 6-3 | 285 | Jr. | Cairo, Ga. (Cairo) |
| 67 | Will McPherson | OL | 6-0 | 260 | Fr. | Valdosta, Ga. (Lowndes) |
| 69 | Britt Wilson | OL | 6-3 | 200 | Fr. | Tifton, Ga. (Tift County) |
| 72 | Garrett Cranford | OL | 6-4 | 300 | Sr. | Macon, Ga. (West Laurens) |
| 73 | Abundio Corchado | OL | 6-1 | 288 | Sr. | Chowchilla, Calif. (Merced College) |
| 74 | Kyle Fox | OL | 6-2 | 305 | Fr. | Madison, Fla. (Madison County) |
| 76 | Matthew Godfrey | OL | 6-0 | 248 | Fr. | Jasper, Ga. (Pickens) |
| 77 | Teddy Morris | OL | 6-1 | 250 | So. | Fairburn, Ga. (Sandy Creek) |
| 81 | Dedric Smith | WR | 5-11 | 185 | Jr. | Hawkinsville, Ga. (Hawkinsville) |
| 82 | Derek Tharpe | WR | 6-3 | 190 | Sr. | Warner Robins, Ga. (Wake Forest) |
| 84 | Jackson Dean | WR | 5-10 | 200 | Fr. | Loganville, Ga. (South Gwinnett) |
| 85 | Zach Parker | TE | 6-4 | 230 | Sr. | Valdosta, Ga. (Lowndes) |
| 86 | Steven Wright | P | 5-11 | 182 | Jr. | Dacula, Ga. (Dacula) |
| 87 | Cedric Wiltz | DL | 6-1 | 247 | So. | Evans, Ga. (Evans) |
| 89 | Ivory Pitts | LB | 5-10 | 195 | Fr. | Brunswick, Ga. (Glynn Academy) |
| 90 | Joshua Bass | DL | 6-4 | 250 | Sr. | Savannah, Ga. (Fort Valley State) |
| 94 | Ernest Bradley | DL | 5-8 | 255 | So. | Tallahassee, Fla. (Florida High) |
| 97 | Melvin Black | DL | 6-3 | 220 | So. | Apopka, Fla. (Apopka) |
| 99 | Bubba Boatwright | DL | 5-10 | 248 | Fr. | Flowery Branch, Ga. (Gainesville) |



MEET THE 2007 BLAZERS




CARLOS ANDERSON
5-7 ♦ 180 ♦ SOPHOMORE
BIRMINGHAM, ALA.
SPAIN PARK HS

DB
24

AS A FRESHMAN IN 2006: Saw action in all 10 games as a reserve ... Recorded 19 tackles, including 10 solos and nine assists ... Had a season-high four tackles at Ouachita Baptist Sept. 28 ... Forced a fumble at West Georgia Nov. 9 ... Recorded two tackles and a pass deflection versus West Alabama Oct. 21 ... Had three tackles against Arkansas Tech Sept. 23 and versus Southern Arkansas Oct. 7.

Anderson's Career Defensive Stats

| Year | G | UT | AT | TOT | SK | TFL | FF | FR | INT | QBH | PB |
|---------------|-----------|-----------|----------|-----------|------------|------------|----------|----------|----------|----------|----------|
| 2006 | 10 | 10 | 9 | 19 | 0.0 | 0.0 | 1 | 0 | 0 | 0 | 1 |
| Totals | 10 | 10 | 9 | 19 | 0.0 | 0.0 | 1 | 0 | 0 | 0 | 1 |



THOMAS ARNOLD
5-10 ♦ 180 ♦ SOPHOMORE
ADEL, GA.
COOK COUNTY HS

RB
21

Redshirted in 2006


AS A FRESHMAN IN 2005: Played in seven games as a reserve ... Carried the ball seven times for nine yards ... Caught six passes for 65 yards and a touchdown ... Had two receptions for 54 yards and a score against Ouachita Baptist Sept. 10 ... Caught three passes for 14 yards at Harding Sept. 17 ... Returned four kick offs for 53 yards ... Registered three kick returns for 44 yards in the Ouachita contest.

Arnold's Career Rushing Stats

| Year | G | ATT | GAIN | LOSS | NET | YPC | TD | LONG | YPG |
|---------------|----------|----------|-----------|----------|----------|------------|----------|----------|------------|
| 2005 | 7 | 7 | 15 | 6 | 9 | 1.3 | 0 | 6 | 1.3 |
| Totals | 7 | 7 | 15 | 6 | 9 | 1.3 | 0 | 6 | 1.3 |

Arnold's Career Receiving Stats

| Year | G | REC | YDS | YPR | TD | LONG | YPG |
|---------------|----------|----------|-----------|-------------|----------|-----------|------------|
| 2005 | 7 | 6 | 65 | 10.8 | 1 | 56 | 9.3 |
| Totals | 7 | 6 | 65 | 10.8 | 1 | 56 | 9.3 |



JOSHUA BASS
6-4 ♦ 250 ♦ SENIOR
SAVANNAH, GA.
FORT VALLEY STATE

DT
90

AS A JUNIOR IN 2006: Saw action in all 10 games, making seven starts ... Only non-starts came at Albany State Sept. 2, versus Southern Arkansas Oct. 7 and against West Alabama Oct. 21 ... Tallied 16 tackles on the season, including assisting on a sack and tallying one and a

half tackles for loss ... Recorded six solo stops and 10 assists as well as two quarterback hurries ... Recorded tackles in eight games ... Had a season-high four tackles versus UWA ... Tallied three stops at Delta State Oct. 12 ... Registered two tackles three times.



Bass' Career Defensive Stats

| Year | G | UT | AT | TOT | SK | TFL | FF | FR | INT | QBH | PB |
|---------------|-----------|----------|-----------|-----------|------------|------------|----------|----------|----------|----------|----------|
| 2006 | 10 | 6 | 10 | 16 | 0.5 | 1.5 | 0 | 0 | 0 | 2 | 0 |
| Totals | 10 | 6 | 10 | 16 | 0.5 | 1.5 | 0 | 0 | 0 | 2 | 0 |




MELVIN BLACK
6-3 ♦ 220 ♦ SOPHOMORE
APOPKA, FLA.
APOPKA HS

DL
97

AS A FRESHMAN IN 2006: Saw action in all 10 games, including one start ... Started the season opener at Albany State Sept. 2 ... Recorded seven tackles, including three solos and four assists ... Tallied half a sack and assisted on a tackle for loss ... Also finished the season with two quarterback hurries ... Registered two tackles against Fort Valley State Sept. 9 and versus Arkansas Tech Sept. 23 ... Had one against Southern Arkansas Oct. 7, at North Alabama Oct. 28 and versus Arkansas-Monticello Nov. 4 ... Both quarterback hurries came against UAM.

Black's Career Defensive Stats

| Year | G | UT | AT | TOT | SK | TFL | FF | FR | INT | QBH | PB |
|---------------|-----------|----------|----------|----------|------------|------------|----------|----------|----------|----------|----------|
| 2006 | 10 | 3 | 4 | 7 | 0.5 | 0.5 | 0 | 0 | 0 | 2 | 0 |
| Totals | 10 | 3 | 4 | 7 | 0.5 | 0.5 | 0 | 0 | 0 | 2 | 0 |




KEVIN BRAY
5-10 ♦ 190 ♦ SENIOR
GREENVILLE, GA.
REEDLEY JC

DB
29

AS A JUNIOR IN 2006: Played in all 10 games ... Earned lone start in season opener at Albany State Sept. 2 ... Registered 18 tackles, including 12 solos and six assists ... Assisted on one tackle for loss in the Southern Arkansas game Oct. 7 ... Recorded one interception, at Ouachita Baptist Sept. 28, which he returned 34 yards ... Also had three pass break-ups and blocked a kick ... Registered three tackles in two different games, at OBU and versus SAU ... Had two tackles five different times.

Bray's Career Defensive Stats

| Year | G | UT | AT | TOT | SK | TFL | FF | FR | INT | QBH | PB |
|---------------|-----------|-----------|----------|-----------|------------|------------|----------|----------|----------|----------|----------|
| 2006 | 10 | 12 | 6 | 18 | 0.0 | 0.5 | 0 | 0 | 1 | 0 | 3 |
| Totals | 10 | 12 | 6 | 18 | 0.0 | 0.5 | 0 | 0 | 1 | 0 | 3 |

CLAY CALLAWAY
6-2 ♦ 189 ♦ SENIOR
WATKINSVILLE, GA.
OCONEE COUNTY HS



AS A JUNIOR IN 2006: Battled injury early in the year that limited him to action in just five games ... Carried the ball five times for five yards and made one reception for eight yards ... Lone reception came against West Alabama Oct. 21 ... Also registered three carries for seven yards against the Tigers ... Picked up two yards on a carry at North Alabama Oct. 28.

AS A SOPHOMORE IN 2005: Played in all 12 games, starting five at a wide receiver spot ... Caught 24 passes for 299 yards ... Registered two touchdowns ... Found the end zone against Henderson State Oct. 8 and versus North Alabama Oct. 20 ... Caught four passes for 33 yards in the Henderson State contest ... Had a season-high 54 yards receiving at Southern Arkansas Oct. 29 ... Completed only passing attempt of the year, a 26-yard reception at Delta State Oct. 1 ... Carried the ball three times without picking up yardage ... Recorded three receptions at Harding Sept. 17, in the Delta State contest, in both North Alabama games and at Southern Arkansas.

AS A FRESHMAN IN 2004: Played in 13 of the Blazers' 14 games ... Hauled in 20 catches for 150 yards ... Recorded one touchdown, against Southern Arkansas Oct. 30 ... Tallied three receptions at Henderson State Oct. 9 and against Carson-Newman Nov. 20 ... Registered two catches in five contests ... Carried the ball three times for 17 yards and a touchdown ... Scored on a 22-yard run in the season opener at Albany State Sept. 4 ... Completed only pass of the season, a 52-yard gain at Ouachita Baptist Sept. 11.

Callaway's Career Passing Stats

| Year | G | ATT | COMP | PCT | INT | TD | LONG | YDS | YPG |
|---------------|-----------|----------|----------|--------------|----------|----------|-----------|-----------|------------|
| 2004 | 13 | 1 | 1 | 1.000 | 0 | 0 | 52 | 52 | 4.0 |
| 2005 | 12 | 1 | 1 | 100.0 | 0 | 0 | 26 | 26 | 2.2 |
| 2006 | 5 | 0 | 0 | 0.0 | 0 | 0 | 0 | 0 | 0.0 |
| Totals | 30 | 2 | 2 | 100.0 | 0 | 0 | 52 | 78 | 1.7 |

Callaway's Career Rushing Stats

| Year | G | ATT | GAIN | LOSS | NET | YPC | TD | LONG | YPG |
|---------------|-----------|-----------|-----------|-----------|-----------|------------|----------|-----------|------------|
| 2004 | 13 | 3 | 28 | 11 | 17 | 5.7 | 1 | 22 | 1.3 |
| 2005 | 12 | 3 | 6 | 6 | 0 | 0.0 | 0 | 4 | 0.0 |
| 2006 | 5 | 5 | 9 | 4 | 5 | 1.0 | 0 | 11 | 1.0 |
| Totals | 30 | 11 | 43 | 21 | 22 | 2.0 | 1 | 22 | 0.7 |

Callaway's Career Receiving Stats

| Year | G | REC | YDS | YPR | TD | LONG | YPG |
|---------------|-----------|-----------|------------|-------------|----------|-----------|-------------|
| 2004 | 13 | 20 | 150 | 7.5 | 1 | 27 | 11.5 |
| 2005 | 12 | 24 | 299 | 12.5 | 2 | 36 | 24.9 |
| 2006 | 5 | 1 | 8 | 8.0 | 0 | 8 | 1.6 |
| Totals | 30 | 45 | 457 | 10.2 | 3 | 36 | 15.2 |




JAMAAL CLARK
6-2 ♦ 210 ♦ SOPHOMORE
JONESBORO, GA.
MT. ZION HS




AS A FRESHMAN IN 2006: Played in all 10 games, making six starts, during his initial season in the Red and Black ... Tallied 30 tackles, with 17 solos and 13 assists ... Assisted on a tackle for loss at Ouachita Baptist Sept. 28 ... Forced a fumble against West Alabama Oct. 21 while blocking a kick at Albany State Sept. 2 ... Tallied one quarterback hurry while registering three pass break ups ... Had a season-high seven tackles at ASU ... Recorded four stops versus Fort Valley State Sept. 9 and against Southern Arkansas Oct. 7 ... Tallied three stops on three occasions while also finishing with two three times.

Clark's Career Defensive Stats

| Year | G | UT | AT | TOT | SK | TFL | FF | FR | INT | QBH | PB |
|---------------|-----------|-----------|-----------|-----------|------------|------------|----------|----------|----------|----------|----------|
| 2006 | 10 | 17 | 13 | 30 | 0.0 | 0.5 | 1 | 0 | 0 | 1 | 3 |
| Totals | 10 | 17 | 13 | 30 | 0.0 | 0.5 | 1 | 0 | 0 | 1 | 3 |



WILLIE COPELAND
6-3 ♦ 190 ♦ SENIOR
REX, GA.
FORT VALLEY STATE



AS A JUNIOR IN 2006: Played in all 10 games, making nine starts ... Earned second-team All-GSC honors after recording 2663 passing yards while completing 250-of-372 passes ... Recorded 27 touchdowns against just 11 interceptions ... Threw at least one touchdown in all 10 games, including a season-high five at Ouachita Baptist Sept. 28 ... Completed 24-of-30 passes for 332 yards against the Tigers to earn Gulf South Conference Player of the Week honors ... His performance against OBU

also earned him *Football Gazette* National Offensive Player of the Week honors ... Threw for 359 yards and two touchdowns against West



MEET THE 2007 BLAZERS

Alabama Oct. 21 ... Also broke the 300-yard passing barrier with 346 at Albany State Sept. 2 and with 325 at North Alabama Oct. 28 ... Tossed four touchdowns versus Arkansas Tech and three at Delta State Oct. 12, at UNA and in the season finale at West Georgia Nov. 9 ... Picked up a season-best 26 yards, on five carries, in the season opener at ASU ... Was second in the GSC with 2,618 total yards of offense.

Copeland's Career Passing Stats

| Year | G | ATT | COMP | PCT | INT | TD | LONG | YDS | YPG |
|---------------|-----------|------------|------------|-------------|-----------|-----------|-----------|-------------|--------------|
| 2006 | 10 | 372 | 250 | 67.2 | 11 | 27 | 67 | 2663 | 266.3 |
| Totals | 10 | 372 | 250 | 67.2 | 11 | 27 | 67 | 2663 | 266.3 |


... Tallied six stops against North Alabama Oct. 20 and five against the Lions Nov. 12 ... Had 3.5 tackles for loss, including three against Henderson State Oct. 8 ... Also registered only sack of the season against the Reddies, for a ten yard loss ... Had one quarterback hurry on the year, in the second game against North Alabama.

Cullen's Career Defensive Stats

| Year | G | UT | AT | TOT | SK | TFL | FF | FR | INT | QBH | PB |
|---------------|-----------|-----------|-----------|------------|------------|------------|----------|----------|----------|----------|----------|
| 2005 | 11 | 23 | 25 | 48 | 1.0 | 4.0 | 0 | 0 | 0 | 1 | 0 |
| 2006 | 10 | 22 | 32 | 54 | 1.0 | 2.0 | 1 | 1 | 0 | 0 | 0 |
| Totals | 21 | 45 | 57 | 102 | 2.0 | 6.0 | 1 | 1 | 0 | 1 | 0 |



ABUNDIO CORCHADO
6-1 ♦ 288 ♦ SENIOR
CHOWCHILLA, CALIF.
MERCED COLLEGE



JERMEL DANIELS
6-3 ♦ 310 ♦ JUNIORS
THOMASVILLE, GA.
THOMAS COUNTY CENTRAL HS



AS A JUNIOR IN 2006: Saw action in nine games, including five starts ... Missed the contest at Delta State Oct. 12 ... Started versus Southern Arkansas Oct. 7, against West Alabama Oct. 21, at North Alabama Oct. 28, versus Arkansas-Monticello Nov. 4 and at West Georgia Nov. 9 ... Saw action on 394 plays and recorded 278 positives, a .706 percentage ... Recorded a team-high two pancake blocks.

AS A SOPHOMORE IN 2006: Played in nine games, including six which he started ... Missed the Arkansas-Monticello game while only non-starts came at Albany State Sept. 2, against Fort Valley State Sept. 9 and in the season finale at West Georgia Nov. 9 ... Recorded 22 tackles, including nine solos and 13 assists ... Tallied one tackle for loss, at North Alabama Oct. 28 ... Recorded a tackle in all nine games played, including a season-high eight against Southern Arkansas Oct. 7 ... Had four tackles at UNA and two versus FVSU, at Ouachita Baptist Sept. 28 and against West Alabama Oct. 21.




MICHAEL CULLEN
6-0 ♦ 240 ♦ SENIOR
ATLANTA, GA.
EAST TENNESSEE STATE



AS A JUNIOR IN 2006: Played in all 10 games ... Started three times, at Delta State Oct. 12, versus West Alabama Oct. 21 and at North Alabama Oct. 28 ... Recorded 54 tackles, fifth-best on the squad ... Registered 22 solos and 32 assisted stops ... Tallied one sack and two tackles for loss ... Forced a fumble, which he recovered, and had eight tackles in the DSU game ... Had a season-high 11 tackles


versus UNA ... Also recorded eight tackles against UWA while finishing with seven against Southern Arkansas Oct. 7 ... Tallied three tackles, including one and a half for loss against Arkansas Tech Sept. 23.

AS A SOPHOMORE IN 2005: Played in 11 of the Blazers' 12 games ... Started four of the contests ... Registered 48 tackles, third-best on the squad and tops among returning players ... Had nine tackles at West Alabama Oct. 15 ... Recorded eight tackles versus West Georgia Nov. 5

AS A FRESHMAN IN 2005: Played in four games, all in a reserve roll ... Saw action against Albany State Sept. 3, versus Ouachita Baptist Sept. 10 and against North Alabama Oct. 20 ... Registered five tackles on the year ... Had one solo tackle and four assists ... Tallied one sack, in the Albany State contest ... Recorded two tackles against both Albany State and Ouachita Baptist.

Daniels' Career Defensive Stats

| Year | G | UT | AT | TOT | SK | TFL | FF | FR | INT | QBH | PB |
|---------------|-----------|-----------|-----------|-----------|------------|------------|----------|----------|----------|----------|----------|
| 2005 | 3 | 1 | 4 | 5 | 1.0 | 1.0 | 0 | 0 | 0 | 0 | 0 |
| 2006 | 9 | 9 | 13 | 22 | 0.0 | 1.0 | 0 | 0 | 0 | 0 | 0 |
| Totals | 12 | 10 | 17 | 27 | 1.0 | 2.0 | 0 | 0 | 0 | 0 | 0 |



CHANCE DARLEY
5-10 ♦ 180 ♦ SENIOR
SAVANNAH, GA.
SAVANNAH CHRISTIAN

AS A JUNIOR IN 2006: Played in six games, all in a reserve role ... Recorded three tackles on the year, including a personal-best two against Arkansas Tech Sept. 23 ... Also tallied one stop versus Southern

MEET THE 2007 BLAZERS



Arkansas Oct. 7, a four-yard tackle for loss ... Also saw action on VSU's special teams units

Darley's Career Defensive Stats

| Year | G | UT | AT | TOT | SK | TFL | FF | FR | INT | QBH | PB |
|--------|---|----|----|-----|-----|-----|----|----|-----|-----|----|
| 2006 | 6 | 3 | 0 | 3 | 0.0 | 0.0 | 0 | 0 | 0 | 0 | 0 |
| Totals | 6 | 3 | 0 | 3 | 0.0 | 0.0 | 0 | 0 | 0 | 0 | 0 |



GERALD DAVIS

6-4 ♦ 300 ♦ SENIOR

GREENSBORO, GA.
GREENE COUNTY HS

AS A JUNIOR IN 2006: Played in nine games, starting eight ... Missed the season finale at West Georgia Nov. 9 and did not start against Southern Arkansas Oct. 7 ... Saw action on 473 plays and graded positively on 310, a .656 percentage ... Recorded four knockdowns on the year, tops on the team, and had one pancake block.

AS A SOPHOMORE IN 2005: Played in all 11 games, starting all 11 ... Was a stalwart on a line decimated by injuries.

AS A FRESHMAN IN 2004: Played in 12 games, starting two ... Played at Ouachita Baptist Sept. 11 and at Henderson State Oct. 9.



LAVARUS DOLLAR

6-2 ♦ 226 ♦ JUNIOR

DUBLIN, GA.
DUBLIN HS



AS A SOPHOMORE IN 2006: Played in all 10 games and made seven starts ... Tied for third on the team with 63 tackles ... Recorded 35 solo stops and 28 assists ... Was in on four and a half tackles for loss and two sacks ... Recorded a season-high 10 tackles against West Alabama Oct. 21 ... Had six tackles, including a sack and a forced fumble in the season opener at Albany State Sept. 1 ... Recorded eight tackles at Ouachita Baptist Sept. 28 and in the season finale at West Georgia Nov. 9 ... Registered seven tackles at Delta State Oct. 12 and six against Fort Valley State Sept. 9 ... Registered no fewer than four tackles in all 10 games.

AS A FRESHMAN IN 2005: Played in 10 games ... Made starts against Henderson State Oct. 8 and at West Alabama Oct. 15 ... Recorded 45

tackles on the season, fifth-best on the team ... Registered a season-best eight stops at Southern Arkansas Oct. 29 ... Had seven stops versus Ouachita Baptist Sept. 10 and against Henderson State Oct. 8 ... Recorded two tackles for loss on the season ... Had only sack against West Georgia Nov. 5 ... Recovered a fumble at Delta State Oct. 1.

Dollar's Career Defensive Stats

| Year | G | UT | AT | TOT | SK | TFL | FF | FR | INT | QBH | PB |
|--------|----|----|----|-----|-----|-----|----|----|-----|-----|----|
| 2005 | 10 | 23 | 22 | 45 | 1.0 | 2.0 | 0 | 1 | 0 | 0 | 0 |
| 2006 | 10 | 35 | 28 | 63 | 2.0 | 4.5 | 1 | 0 | 0 | 0 | 0 |
| Totals | 20 | 58 | 50 | 108 | 3.0 | 6.5 | 1 | 1 | 0 | 0 | 0 |



ANDREW DUNN

5-8 ♦ 217 ♦ SOPHOMORE

VALDOSTA, GA.
LOWNDES HS

AS A FRESHMAN IN 2006: Served as the Blazers' back-up center and played in four games, all in a reserve role ... Saw action on 70 plays, tallying positive grades on 54 of them for a grade of .770 ... Saw action against Arkansas Tech Sept. 23, at Ouachita Baptist Sept. 28, versus Southern Arkansas Oct. 7 and against Arkansas-Monticello Nov. 4 ... Recorded one pancake block.



JEFFREY FELTON

5-9 ♦ 165 ♦ SENIOR

CORDELE, GA.
CRISP COUNTY HS

AS A JUNIOR IN 2006: Played in all 10 of the Blazers' games, starting four ... Caught 26 passes, fourth-best on the team, for 321 yards ... Tallied one touchdown, in the season finale at West Georgia Nov. 9 ... Also registered a season-high six catches and 131 yards against the Wolves ... Recorded six receptions for 43 yards at North Alabama Oct. 28 ... Started the season opener at Albany State Sept. 2, against Arkansas Tech Sept. 23, versus West Alabama Oct. 21 and against Arkansas-Monticello Nov. 4 ... Registered two receptions, including a season-best 56 yard catch, for 63 yards against ATU ... Tallied three catches against UWA and UAM ... Had two catches versus Southern Arkansas Oct. 7 and at Delta State Oct. 12 while totaling one at ASU and on the road at Ouachita Baptist Sept. 28 ... Served as one of the Blazers' team captains, as voted on by the players.

AS A SOPHOMORE IN 2005: Played in all 12 of the Blazers' games ... Started the first four games of the season ... Caught 24 passes, tied for eighth on the Blazer squad ... Tallied 288 yards, a 12.0 yards per catch average ... Scored one touchdown, at West Alabama on Oct. 15 ... Also had a season-best five receptions and 107 yards against the Tigers





MEET THE 2007 BLAZERS

... Returned nine kick offs for 169 yards, including a long of 32 against North Alabama Nov. 12 ... Returned four punts for 25 yards, with a long of 15 yards at Delta State Oct. 1 ... Recorded four receptions for 36 yards against Albany State in the home opener Sept. 3 ... Had three catches at Harding Sept. 17 and two against Fort Valley State Aug. 27, Ouachita Baptist Sept. 10 and Central Arkansas Sept. 24.

AS A FRESHMAN IN 2004: Played in four of the Blazers' 14 games ... Caught 10 passes for 171 yards ... Scored two touchdowns, one at Ouachita Baptist Sept. 11 and the second a week later against Harding ... Recorded four receptions against the Tigers Sept. 18 for 43 yards ... Registered three catches and 87 yards against Ouachita ... Also had three catches at Albany State on Sept. 4.


Felton's Career Receiving Stats

| Year | G | REC | YDS | YPR | TD | LONG | YPG |
|---------------|-----------|-----------|------------|-------------|----------|-----------|-------------|
| 2004 | 4 | 10 | 171 | 17.1 | 2 | 68 | 42.8 |
| 2005 | 12 | 24 | 288 | 12.0 | 1 | 39 | 24.0 |
| 2006 | 10 | 26 | 321 | 12.3 | 1 | 56 | 32.1 |
| Totals | 26 | 60 | 780 | 13.0 | 4 | 68 | 30.0 |

named first-team All-Gulf South Conference as a special teams blocker after blocking one kick and recovering two for touchdowns.

AS A SOPHOMORE IN 2005: Started all 12 games at the cornerback position ... Registered 46 tackles, fourth-best on the squad ... Tallied 35 solo tackles and 11 assists ... Had a season-best nine tackles at Harding Sept. 17 ... Registered seven solo tackles and two assists in that game ... Had five solo tackles against North Alabama Nov. 12 ... Recorded four quarterback hurries on the year, including two against Henderson State Oct. 8 ... Had one forced fumble and three fumble recoveries on the year ... Blocked a punt in the Henderson State game, which he returned 26 yards.

AS A FRESHMAN IN 2004: Played in eight games, all in a reserve role ... Registered 18 tackles on the year, 12 solos and six assists ... Registered a season-high five tackles, including four solo tackles, at Ouachita Baptist Sept. 11 ... Had four stops against Carson-Newman Nov. 20.

CHAD GALLAHAN
6-2 ♦ 175 ♦ JUNIOR
VALDOSTA, GA.
VALWOOD HS




AS A SOPHOMORE IN 2006: Played in nine games, serving primarily as the Blazers' kicker on kickoffs ... Attempted two extra points on the year, in the season opener at Albany State Sept. 2, making one ... Also tried two field goals against the Golden Rams, but was unsuccessful on both attempts.

Gallahan's Career Placekicking Stats

| Year | G | XP | XPA | Pct. | FG | FGA | Pct. | Long |
|---------------|----------|----------|----------|-------------|----------|----------|-------------|----------|
| 2006 | 9 | 1 | 2 | .500 | 0 | 2 | .000 | — |
| Totals | 9 | 1 | 2 | .500 | 0 | 2 | .000 | — |


Harris' Career Defensive Stats

| Year | G | UT | AT | TOT | SK | TFL | FF | FR | INT | QBH | PB |
|---------------|-----------|-----------|-----------|------------|------------|-------------|----------|----------|----------|----------|----------|
| 2004 | 8 | 12 | 6 | 18 | 0.0 | 0.0 | 0 | 0 | 0 | 0 | 0 |
| 2005 | 12 | 35 | 11 | 46 | 0.0 | 2.0 | 1 | 3 | 2 | 0 | 4 |
| 2006 | 10 | 27 | 9 | 36 | 0.0 | 8.5 | 0 | 2 | 2 | 1 | 5 |
| Totals | 30 | 74 | 26 | 100 | 0.0 | 10.5 | 1 | 5 | 4 | 1 | 9 |



TRAVIS HARRISON
5-8 ♦ 215 ♦ SENIOR
JESUP, GA.
BRADWELL INSTITUTE

AS A JUNIOR IN 2006: One of only three Blazers to start all 10 games ... Was named first team-All Gulf South Conference after finishing the season with 50 tackles ... Was sixth on the squad in total stops as he registered 25 solos and 25 assists ... Also recorded 4.5 tackles for loss and 0.5 sacks ... Was second on the team with four quarterback hurries, despite routinely going up against bigger offensive linemen ... Twice registered double-digit tackles, including a season-high 13 against West Alabama Oct. 21 ... Followed with 11 stops and a quarterback hurry at North Alabama Oct. 28 ... Had five tackles and two quarterback hurries versus Southern Arkansas Oct. 7 ... Tallied 1.5 tackles for loss against the Muleriders ... Finished with eight tackles at Delta State Oct. 12 ... Registered a tackle in every game ... Served as one of the Blazers' team captains, as voted on by the players.

SHAWN HARRIS
5-8 ♦ 157 ♦ SENIOR
BLAKELY, GA.
EARLY COUNTY HS

AS A JUNIOR IN 2006: Played in all 10 games, starting each game ... Registered 36 tackles, including 27 solos and nine assists ... Tallied a team-high 8.5 tackles for loss ... Recovered two fumbles and had two interceptions ... Registered one quarterback hurry while breaking up five passes ... Blocked a punt at North Alabama Oct. 28, which was recovered at the UNA four yard line, leading to VSU's first score ... Recovered blocked punts in the end zone for touchdowns against Arkansas Tech Sept. 23 and versus Southern Arkansas Oct. 7 ... Tallied a season-high eight tackles, including a personal-best three for loss, in the UNA game ... Had five tackles against Fort Valley State Sept. 9, at Delta State Oct. 12 and at West Georgia Nov. 9 ... Was

AS A SOPHOMORE IN 2005: Worked his way onto the varsity squad after beginning the year on the junior varsity team ... Played in two games, both times as a reserve ... Registered two tackles on the


MEET THE 2007 BLAZERS



season, both for a loss ... Had first stop against Henderson State Oct. 8 for a one-yard loss ... Also recorded a tackle against West Georgia Nov. 5, for a two-yard loss.

Harrison's Career Defensive Stats

| Year | G | UT | AT | TOT | SK | TFL | FF | FR | INT | QBH | PB |
|---------------|-----------|-----------|-----------|-----------|------------|------------|----------|----------|----------|----------|----------|
| 2005 | 2 | 2 | 0 | 2 | 0.0 | 2.0 | 0 | 0 | 0 | 0 | 0 |
| 2006 | 10 | 25 | 25 | 50 | 0.5 | 4.5 | 0 | 0 | 0 | 4 | 0 |
| Totals | 12 | 27 | 25 | 52 | 0.5 | 6.5 | 0 | 0 | 0 | 4 | 0 |



CEDRIC JONES
6-0 ♦ 180 ♦ SOPHOMORE
WR 8
WAYCROSS, GA.
TROY



AS A FRESHMAN IN 2006:

Made an immediate impact on the Valdosta State program as he led the team in receptions and receiving yards ... Tallied 66 receptions and 911 total yards while catching eight touchdowns ... His 6.6 receptions per game and 91.1 receiving yards per game were both tops in the Gulf South Conference ... Was named Gulf South Conference Freshman of the Year, just the third Blazer to earn the honor, while also being named to the All-GSC First Team ... Twice caught nine balls in a game, at Delta State Oct. 12 and at North Alabama Oct. 28 ... Recorded 156 yards

on seven catches at Albany State Sept. 2 while tallying 151 yards in the DSU contest ... Tallied eight receptions, 90 yards and two touchdowns versus Southern Arkansas Oct. 7 while tallying eight catches, 96 yards and a pair of scores in the season finale at West Georgia Nov. 9 ... Played in all 10 games, making seven starts ... Never caught fewer than four passes in a game while finding the end zone in six different affairs ... Earned first-team Daktronics All-Southeast Region honors.

Jones' Career Receiving Stats

| Year | G | REC | YDS | YPR | TD | LONG | YPG |
|---------------|-----------|-----------|------------|-------------|----------|-----------|-------------|
| 2006 | 10 | 66 | 911 | 13.8 | 8 | 67 | 91.1 |
| Totals | 10 | 66 | 911 | 13.8 | 8 | 67 | 91.1 |



EVERETT KITCHENS
6-0 ♦ 172 ♦ JUNIOR
DB 31
POWDER SPRINGS, GA.
MCEACHERN HS

AS A SOPHOMORE IN 2006: Played in all 10 games, making nine starts ...

Lone non-start came versus Arkansas-Monticello Nov. 4 ... Registered 63 tackles, third-best on the team ... Had 35 solo stops and 28 assists ... Assisted on one tackle for loss against Southern Arkansas Oct. 7 ... Broke up three passes on the year ... Twice tallied nine tackles in a game, against Fort Valley State Sept. 9 and at Delta State Oct. 12 ... Coupled two passes broken up with the nine tackles against FVSU ... Tallied eight stops at North Alabama Oct. 28 ... Recorded seven tackles at Albany State Sept. 2 and versus Arkansas Tech Sept. 23 ... Recorded fewer than five tackles in a game only once, in the UAM contest ... Had six tackles against West Alabama Oct. 21 while finishing with five versus Ouachita Baptist Sept. 28, SAU and at West Georgia Nov. 9.



AS A FRESHMAN IN 2005: Played in 11 games, making starts against Ouachita Baptist Sept. 10 and at Harding Sept. 17 ... Recorded 22 tackles, including 16 solos and six assisted stops ... Had one tackle for loss, a sack as a part of a season-best four tackle outing at West Alabama Oct. 15 ... Registered two interceptions on the season ... The first came in the West Alabama game and was returned 54 yards ... Also tallied a pick at Southern Arkansas Oct. 29 ... Forced a fumble at Delta State Oct. 1 and recovered a fumble at Southern Arkansas ... Tallied a pass breakup against Henderson State Oct. 8 and in the West Alabama contest ... Also blocked a kick against Harding Sept. 17.

Kitchens' Career Defensive Stats

| Year | G | UT | AT | TOT | SK | TFL | FF | FR | INT | QBH | PB |
|---------------|-----------|-----------|-----------|-----------|------------|------------|----------|----------|----------|----------|----------|
| 2005 | 11 | 16 | 6 | 22 | 1.0 | 1.0 | 1 | 1 | 2 | 0 | 2 |
| 2006 | 10 | 35 | 28 | 63 | 0.0 | 0.5 | 0 | 0 | 0 | 0 | 3 |
| Totals | 21 | 51 | 34 | 85 | 1.0 | 1.5 | 1 | 1 | 2 | 0 | 5 |



DECARIS LEEKS
6-3 ♦ 285 ♦ JUNIOR
DL 66
CAIRO, GA.
CAIRO HS



AS A SOPHOMORE IN 2006: Played in all 10 games ... Started four games, against Arkansas Tech Sept. 23, at Ouachita Baptist Sept. 28, versus Arkansas-Monticello Nov. 4 and at West Georgia Nov. 9 ... Saw action on 303 plays, grading out positively on 217, a .717 percentage.

AS A FRESHMAN IN 2005: Played in eight games, starting two of them ... Cracked the starting lineup at Harding Sept. 17 and at Southern Arkansas Oct. 29 ... Saw action as a back up in the season opener against Fort Valley State Aug. 27, versus Ouachita Baptist Sept. 10, versus Henderson State Oct. 8, at West Alabama Oct. 15 as well as against West Georgia Nov. 5 and North Alabama Nov. 12.



MEET THE 2007 BLAZERS

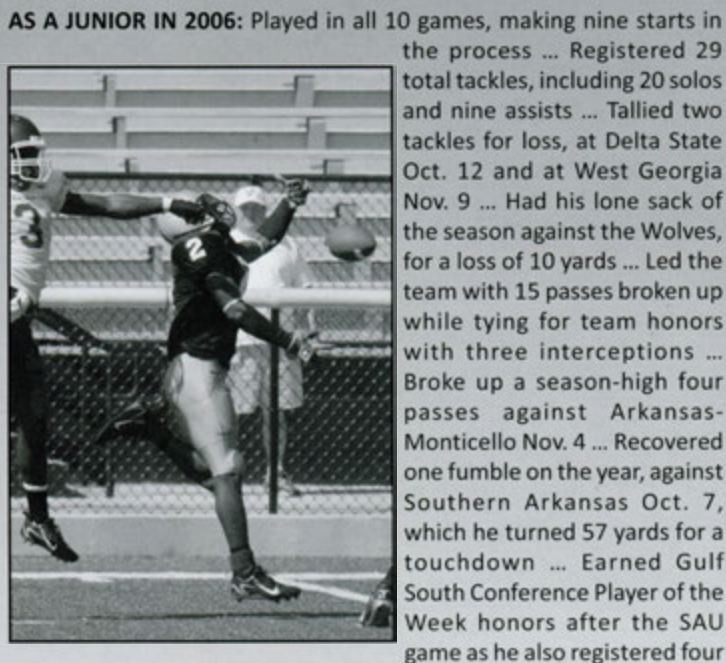


MAURICE LEGGETT

6-0 ♦ 180 ♦ SENIOR

PITTSBURGH, PA.
MT ZION (GA.) HS

CB
2



tackles, an interception, broke up a pass and blocked a punt, which was returned for a touchdown ... Had a season-best seven tackles in the DSU contest ... Returned one punt on the season for 17 yards while registering two kickoff returns for a total of 48 yards.

AS A SOPHOMORE IN 2005: Played in 11 of the Blazers' 12 games ... Registered six starts ... Tied for 13th on the squad with 27 tackles ... Tallied 19 solo tackles and eight assists ... Recorded five tackles for loss for a total of 19 yards ... Registered one sack for a nine yard loss ... Had one interception on the season against Henderson State Oct. 8 ... Returned the interception 60 yards for a touchdown ... Also blocked a punt and returned it for a touchdown against the Reddies ... Registered a season-best five tackles against Henderson State on Oct. 8.

AS A FRESHMAN IN 2004: Played in 12 of the Blazers' 14 games ... Registered 34 tackles on the season, tied for 14th best on the squad... Recorded 24 solo tackles and 10 assists ... Registered one quarterback hurry and also had one forced fumble ... Tallied a career-high six tackles at Ouachita Baptist Sept. 11 ... Had five tackles against West Alabama Oct. 16 ... Registered two tackles in the national championship victory against Pittsburgh State Dec. 11.

Leggett's Career Defensive Stats

| Year | G | UT | AT | TOT | SK | TFL | FF | FR | INT | QBH | PB |
|--------|----|----|----|-----|-----|-----|----|----|-----|-----|----|
| 2004 | 12 | 24 | 10 | 34 | 0.0 | 0.0 | 1 | 0 | 0 | 1 | 0 |
| 2005 | 12 | 19 | 8 | 27 | 1.0 | 6.0 | 0 | 1 | 1 | 0 | 0 |
| 2006 | 10 | 20 | 9 | 29 | 1.0 | 2.0 | 0 | 1 | 3 | 0 | 15 |
| Totals | 34 | 63 | 27 | 90 | 2.0 | 8.0 | 1 | 2 | 4 | 1 | 15 |



CHRIS LEWIS

6-3 ♦ 235 ♦ SOPHOMORE

ZEBULON, GA.
PIKE COUNTY HS

DL
40

AS A FRESHMAN IN 2006: Played in all 10 games, each in a reserve role ... Recorded five tackles on the year, all assisted stops ... Aided on a sack at Albany State Sept. 2 ... Had two tackles against Arkansas Tech Sept. 23 ... Registered one stop each at ASU, versus Fort Valley State Sept. 9 and against Southern Arkansas Oct. 7.

Lewis' Career Defensive Stats

| Year | G | UT | AT | TOT | SK | TFL | FF | FR | INT | QBH | PB |
|--------|----|----|----|-----|-----|-----|----|----|-----|-----|----|
| 2006 | 10 | 0 | 5 | 5 | 0.5 | 0.0 | 0 | 0 | 0 | 0 | 0 |
| Totals | 10 | 0 | 5 | 5 | 0.5 | 0.0 | 0 | 0 | 0 | 0 | 0 |



BO MAY

6-2 ♦ 270 ♦ SENIOR

APEX, N.C.
MESABI RANGE CC

DT
57

AS A JUNIOR IN 2006: Played in all 10 games, starting four times ... Earned opening nods against Southern Arkansas Oct. 7, versus West Alabama Oct. 21, against Arkansas-Monticello Nov. 4 and at West Georgia Nov. 9 ... Registered 30 tackles, including seven tackles for loss ... Tallied 10 solo stops and 20 assists ... Tied for the team lead with three sacks ... Recorded six tackles on three occasions, against SAU and UWA as well as at North Alabama Oct. 28 ... Had two tackles for loss against both Arkansas Tech Sept. 23 and in the UNA contest ... Forced a fumble against West Alabama while tallying three quarterback hurries on the year.

May's Career Defensive Stats

| Year | G | UT | AT | TOT | SK | TFL | FF | FR | INT | QBH | PB |
|--------|----|----|----|-----|-----|-----|----|----|-----|-----|----|
| 2006 | 10 | 10 | 20 | 30 | 3.0 | 7.0 | 1 | 0 | 0 | 3 | 0 |
| Totals | 10 | 10 | 20 | 30 | 3.0 | 7.0 | 1 | 0 | 0 | 3 | 0 |



JOSEPH MCCAULEY

5-10 ♦ 215 ♦ SOPHOMORE

NEW SMYRNA, FLA.
NEW SMYRNA HS


LB
49

AS A FRESHMAN IN 2006: Played in all 10 games during his initial year with the Blazers ... Recorded two starts, earning the opening nod against Arkansas Tech Sept. 23 and at Ouachita Baptist Sept. 28 ... Tallied 36 tackles, including 20 solos and 16 assists ... Had 3.0 tackles for loss and 1.5 sacks ... Recorded a season-high six tackles against Arkansas-Monticello Nov. 4 ... Had five tackles, including 1.5 sacks, versus Southern Arkansas Oct. 7 ... Also registered five tackles at OBU and at West Georgia Nov. 9 ... Recorded at least one stop in all 10 games ... Recovered a fumble versus UAM while intercepting a pass in the ATU contest.

McCauley's Career Defensive Stats

| Year | G | UT | AT | TOT | SK | TFL | FF | FR | INT | QBH | PB |
|--------|----|----|----|-----|-----|-----|----|----|-----|-----|----|
| 2006 | 10 | 20 | 16 | 36 | 1.5 | 3.0 | 0 | 1 | 1 | 0 | 0 |
| Totals | 10 | 20 | 16 | 36 | 1.5 | 3.0 | 0 | 1 | 1 | 0 | 0 |

MEET THE 2007 BLAZERS

WILLIAM MONTFORD
5-11 ♦ 215 ♦ SENIOR
CORDELE, GA.
CRISP COUNTY HS



TEDDY MORRIS
6-1 ♦ 250 ♦ SOPHOMORE
FAIRBURN, GA.
SANDY CREEK HS



AS A JUNIOR IN 2006: Played in 10 games, starting eight ... Only non-starts came against Fort Valley State Sept. 9 and versus Arkansas-Monticello Nov. 4 ... Led the Blazers with 85 total tackles, registering 43 solos and 42 assists ... Was named second-team All-Gulf South Conference at linebacker ... Recorded double-digit tackles on three occasions, including a team season-high 19 at North Alabama Oct. 28 ... Tallied nine solo stops and 10 assists against the Lions, including two tackles for loss ... Recorded 12 tackles against Southern Arkansas Oct. 7 and at Delta State Oct. 12 ... Only once had fewer than five

tackles in a game, finishing with three versus Fort Valley State Sept. 9 ... Forced fumbles against SAU and versus UAM ... Had eight tackles and returned an interception 46 yards at West Georgia Nov. 9 ... Also forced two fumbles against the Wolves ... Tallied eight tackles at Ouachita Baptist Sept. 28 while recording six at Albany State Sept. 2, versus West Alabama Oct. 21 and against UAM ... Served as one of the Blazers' team captains, as voted on by the players.

AS A SOPHOMORE IN 2005: Played in six games, starting all six ... Tallied 31 tackles ... Registered 17 solo tackles and 14 assists ... Had a season high eight stops at Harding Sept. 17 ... Recorded six stops versus Central Arkansas Sept. 24 ... Also had one fumble recovery versus the Bears ... Tallied five stops on two different occasions, against Albany State Sept. 3 and at Delta State Oct. 1.

AS A FRESHMAN IN 2004: Played in all 14 Blazer games, with only start coming at Henderson State Oct. 9 ... Registered 42 tackles ... Tallied 14 solo tackles and 28 assists ... Had one tackle for loss ... Registered eight tackles at North Alabama Oct. 23 ... Recorded five tackles against Southern Arkansas Oct. 30 ... Finished with four tackles on three occasions, at Henderson State, against Carson-Newman Nov. 20 and at Albany State Nov. 27 ... Registered one quarterback hurry and two pass break-ups.

Montford's Career Defensive Stats

| Year | G | UT | AT | TOT | SK | TFL | FF | FR | INT | QBH | PB |
|---------------|-----------|-----------|-----------|------------|------------|------------|----------|----------|----------|----------|----------|
| 2004 | 14 | 14 | 28 | 42 | 0.0 | 1.0 | 0 | 0 | 0 | 1 | 2 |
| 2005 | 6 | 17 | 14 | 31 | 0.0 | 1.0 | 0 | 1 | 0 | 0 | 0 |
| 2006 | 10 | 43 | 42 | 85 | 1.5 | 6.0 | 2 | 0 | 1 | 0 | 0 |
| Totals | 30 | 74 | 84 | 158 | 1.5 | 8.0 | 2 | 1 | 1 | 1 | 2 |


AS A FRESHMAN IN 2006: Played in nine games, missing only the North Alabama contest Oct. 28 ... Made five starts, against Arkansas Tech Sept. 23, at Ouachita Baptist Sept. 28, against Southern Arkansas Oct. 7, at Delta State Oct. 12 and versus West Alabama Oct. 21 ... Saw action on 197 plays and registered 116 positives, a .589 percentage.



DAVIS NALL
6-3 ♦ 270 ♦ JUNIOR
DULUTH, GA.
BUFORD HS

AS A SOPHOMORE IN 2006: Played in seven games, all as a reserve ... Did not play versus West Alabama Oct. 21, at North Alabama Oct. 28 and at West Georgia Nov. 9 ... Saw action on 202 Blazer offensive plays ... Graded positively on 119, a .588 percentage.

AS A FRESHMAN IN 2005: Played in one game, against Fort Valley State in the season opener Aug. 27.



SCOTT PALMER
5-11 ♦ 229 ♦ SENIOR
DACULA, GA.
CENTRAL GWINNETT HS

AS A JUNIOR IN 2006: Played in all 10 games, with five starts ... Served primarily as a blocking fullback, but did register four carries and two receptions ... Recorded 18 yards on the ground while picking up 22 yards through the air ... Had two carries and seven yards at West Georgia Nov. 9 ... Caught a pass for 18 yards against West Alabama Oct. 21 ... Tallied one rush for eight yards against Arkansas-Monticello Nov. 4 and another for three yards against Fort Valley State Sept. 9 ... Second reception came at Albany State in the season opener Sept. 2, good for four yards ... Returned one kick off for five yards, at North Alabama Oct. 28 ... Also saw time on the VSU special teams units, registering eight tackles ... Finished with one solo tackle and seven assists.



AS A SOPHOMORE IN 2005: Played in nine games, with two starts ... Carried the ball one time, picking up two yards against Henderson State Oct. 8 ... Also tallied two receptions for 10 yards ... Had one catch for a yard against Ouachita Baptist Sept. 10 and one catch for nine yards versus West Georgia Nov. 5 ... Returned two kickoffs for 26 yards ... Registered a 14-yard return at Southern Arkansas Oct. 29 and a 12-yard



MEET THE 2007 BLAZERS

return in the West Georgia game ... Also recorded eight tackles on special teams, including a season-high two in the Henderson State game.


AS A FRESHMAN IN 2004: Played in 11 of the Blazers' 14 contests ... Carried the ball three times for six yards ... Had two rushes for four yards against West Alabama Oct. 16 and one carry for two yards against Southern Arkansas Oct. 30 ... Also made 14 tackles on special teams, including a season-best three against Harding Sept. 18.

Palmer's Career Rushing Stats

| Year | G | ATT | GAIN | LOSS | NET | YPC | TD | LONG | YPG |
|--------|----|-----|------|------|-----|-----|----|------|-----|
| 2004 | 11 | 3 | 6 | 0 | 6 | 2.0 | 0 | 4 | 0.5 |
| 2005 | 9 | 1 | 2 | 0 | 2 | 2.0 | 0 | 2 | 0.2 |
| 2006 | 10 | 4 | 18 | 0 | 18 | 4.5 | 0 | 8 | 1.8 |
| Totals | 30 | 8 | 26 | 0 | 26 | 3.3 | 0 | 8 | 0.9 |

Palmer's Career Receiving Stats

| Year | G | REC | YDS | YPR | TD | LONG | YPG |
|--------|----|-----|-----|------|----|------|-----|
| 2005 | 9 | 2 | 10 | 5.0 | 0 | 9 | 1.1 |
| 2006 | 10 | 2 | 22 | 11.0 | 0 | 18 | 2.2 |
| Totals | 19 | 4 | 32 | 8.0 | 0 | 18 | 1.7 |



ZACH PARKER
6-4 ♦ 230 ♦ SENIOR
VALDOSTA, GA.
LOWNDES HS



AS A JUNIOR IN 2006: Played in all 10 games and made six starts ... Was fifth on the team with 25 catches and sixth with 193 yards receiving ... Ranked third among the Blazers in receiving touchdowns with four ... Caught nine passes for 37 yards against Arkansas Tech Sept. 23 ... Tallied five receptions, 25 yards and a touchdown at Delta State Oct. 12 ... Scored VSU's first touchdown of the game at North Alabama, on a four-yard reception ... Also found the end zone against Fort Valley State Sept. 9 and at Ouachita Baptist Sept. 28 ... Had a season-high 60

yards receiving, on three catches, at OBU ... Registered a season-long 43-yard reception versus the Tigers.

AS A SOPHOMORE IN 2005: Played in all 12 Valdosta State contests, recording a reception in each game ... Ranked second on the team with 42 catches ... Registered 456 yards for a 10.9 yard per catch average ... Was also second on the team with four touchdown receptions ... Recorded a career-high seven catches against West Georgia for 57 yards on Nov. 5 ... Registered a career-best 27-yard reception at West Alabama Oct. 15 en route to a career-high 62 yards on four receptions ... Tallied a personal-best two touchdowns in the season opener against Fort Valley State Aug. 27 ... Also found the end zone at Harding Sept. 17 and in the West Alabama game.

AS A FRESHMAN IN 2004: Played in 13 of the Blazers' 14 games ... Recorded 34 receptions for 297 yards and an 8.7 yard per catch average

... Tallied two touchdowns, at Central Arkansas Sept. 25 and vs. Pittsburgh State in the national championship victory Dec. 11 ... Registered a season-best six catches at Henderson State Oct. 9 ... Opened the season with a season-high 56 yards, including a 24-yard gain, at Albany State Sept. 4 ... Recorded a reception in 12 of 13 contests played in.

Parker's Career Receiving Stats

| Year | G | REC | YDS | YPR | TD | LONG | YPG |
|--------|----|-----|-----|------|----|------|------|
| 2004 | 13 | 34 | 297 | 8.7 | 2 | 24 | 22.8 |
| 2005 | 12 | 42 | 456 | 10.9 | 4 | 27 | 38.0 |
| 2006 | 10 | 25 | 193 | 7.7 | 4 | 43 | 19.3 |
| Totals | 35 | 101 | 946 | 9.4 | 10 | 43 | 27.0 |



GREG PETTY
6-0 ♦ 175 ♦ SENIOR
FAYETTEVILLE, GA.
LOVEJOY HS



AS A JUNIOR IN 2006: Played in all 10 games ... Made one start, against Arkansas-Monticello Nov. 4 ... Registered 44 tackles, seventh-best on the team ... Tallied 25 solo stops and 19 assists ... Had a tackle for loss against Southern Arkansas Oct. 7 ... Recovered a fumble against West Alabama Oct. 21 ... Tallied a season-best seven tackles in the season opener at Albany State Sept. 2 ... Registered six stops at Ouachita Baptist Sept. 28 while finishing with five against Fort Valley State Sept. 9, versus Arkansas Tech Sept. 23 and in the UWA contest ... Recorded

a stop in all 10 games as he had four versus SAU, UAM and at West Georgia Nov. 9 while finishing with two at Delta State Oct. 12 and at North Alabama Oct. 28.

Petty's Career Defensive Stats

| Year | G | UT | AT | TOT | SK | TFL | FF | FR | INT | QBH | PS |
|--------|----|----|----|-----|-----|-----|----|----|-----|-----|----|
| 2006 | 10 | 25 | 19 | 44 | 0.0 | 1.0 | 0 | 1 | 0 | 0 | 0 |
| Totals | 10 | 25 | 19 | 44 | 0.0 | 1.0 | 0 | 1 | 0 | 0 | 0 |



DONNIE POWELL
5-10 ♦ 200 ♦ JUNIOR
OCALA, FLA.
ST. JOHN'S LUTHERAN HS

AS A SOPHOMORE IN 2006: Was limited to action in five games due to injury ... Did not record a carry or reception, but returned one kick off for 14 yards ... Also registered two special teams tackles, both against Arkansas-Monticello Nov. 4.



TUCKER PRUITT

6-0 ♦ 180 ♦ JUNIOR

FITZGERALD, GA.
FITZGERALD HS

QB
12

AS A SOPHOMORE IN 2006: Played in three games ... Carried the ball two times for 12 yards, including a 10-yard pick up versus Southern Arkansas Oct. 7 ... Completed both passing attempts, tallying 16 yards.

AS A FRESHMAN IN 2005: Appeared in four games, all in a reserve role ... completed five of 23 passes ... Threw one touchdown and three interceptions ... Tallied 117 yards through the air ... Registered only touchdown at Southern Arkansas Oct. 29, a 47-yard completion ... Recorded two complete passes against West Georgia Nov. 5 ... Carried the ball nine times for a one yard loss.

Pruitt's Career Passing Stats

| Year | G | ATT | COMP | PCT | INT | TD | LONG | YDS | YPG |
|---------------|----------|-----------|----------|-------------|----------|----------|-----------|------------|-------------|
| 2005 | 4 | 23 | 5 | 21.7 | 3 | 1 | 47 | 117 | 29.3 |
| 2006 | 3 | 2 | 2 | 100.0 | 0 | 0 | 12 | 16 | 5.3 |
| Totals | 7 | 25 | 7 | 28.0 | 3 | 1 | 47 | 133 | 19.0 |

season-high 12 in the season opener at Albany State Sept. 2 ... Registered 11 tackles at North Alabama Oct. 28 and 10 at Delta State Oct. 12 and versus West Alabama Oct. 21 ... Returned six kick offs for 81 yards.

AS A FRESHMAN IN 2005: Made an immediate impact on the Blazer receiving corps ... Played in all 12 Blazer games, making six starts ... Tallied 38 receptions, third-best on the squad ... Totaled 650 receiving yards, tops among all Blazer players, for a 17.1 yards per catch average ... Scored a team-high seven touchdowns ... Caught a pass in 10-of-12 games ... Registered a career-high six catches at Southern Arkansas Oct. 29 ... Also had two touchdowns against the Muleriders ... Also had two touchdowns at Delta State Oct. 1 (five catches, 85 yards) and against Henderson State Oct. 8 (five catches, 112 yards) ... Tallied a personal-best 194 receiving yards in the Southern Arkansas game ... Also found the end zone against Central Arkansas Sept. 24 ... Ran the ball four times for 32 yards ... Returned 16 kickoffs for 391 yards.

Reynolds' Career Defensive Stats

| Year | G | UT | AT | TOT | SK | TFL | FF | FR | INT | QBH | PB |
|---------------|-----------|-----------|-----------|-----------|------------|------------|----------|----------|----------|----------|----------|
| 2006 | 10 | 40 | 31 | 71 | 1.0 | 2.5 | 1 | 1 | 3 | 0 | 4 |
| Totals | 18 | 23 | 16 | 39 | 0.0 | 0.0 | 0 | 2 | 0 | 0 | 0 |

Reynolds' Career Receiving Stats

| Year | G | REC | YDS | YPR | TD | LONG | YPG |
|---------------|-----------|-----------|------------|-------------|----------|-----------|-------------|
| 2005 | 12 | 38 | 650 | 17.1 | 7 | 67 | 54.2 |
| 2006 | 10 | 2 | -11 | -5.5 | 0 | -5 | -1.1 |
| Totals | 22 | 40 | 639 | 16.0 | 7 | 67 | 29.0 |

Reynolds' Career Return Stats

| Year | G | KR | YDS | YPR | TD | PR | YDS | YPR | TD |
|---------------|-----------|-----------|------------|-------------|----------|-----------|------------|-------------|----------|
| 2005 | 12 | 16 | 391 | 24.4 | 0 | 1 | -2 | -2.0 | 0 |
| 2006 | 10 | 6 | 81 | 13.5 | 0 | 30 | 496 | 16.5 | 1 |
| Totals | 22 | 22 | 472 | 21.5 | 0 | 31 | 494 | 15.9 | 1 |



SHERARD REYNOLDS

5-10 ♦ 175 ♦ JUNIOR

MOULTRIE, GA.
COLQUITT COUNTY HS

DB
10

AS A SOPHOMORE IN 2006: Made an immediate impact on the defensive side of the ball as he became just the 31st Blazer to ever earn All-America honors as he earned second team recognition from Daktronics and third team honors from the Associated Press ... Was also first team All-Gulf South Conference as a safety and second team All-GSC as a kick returner ... Registered 71 tackles, second-best on the squad ... Tallied 2.5 tackles for loss and one sack while forcing one fumble and recovering another ... Intercepted three passes, including one he returned 51 yards for a touchdown at West Georgia



Nov. 9 ... Broke up four passes and blocked a punt at Albany State Sept. 2 ... Twice earned GSC Returner of the Week honors after record breaking performances as VSU's punt returner ... Established a new school record for punt return yards with 168, on five returns, against Arkansas Tech Sept. 23 ... Followed with a five-return, 154-yard performance against Southern Arkansas Oct. 7, including a 78-yard return for a touchdown ... On the season, tallied 30 returns for 496 yards, a GSC-best 16.5 yards per return ... Recorded double-digit tackles four times, including a



RASHAWN ROBINSON

5-10 ♦ 190 ♦ JUNIOR

AMERICUS, GA.
JACKSONVILLE STATE

RB
22

AS A SOPHOMORE IN 2006: Played in all 10 games, starting six times ... Carried the ball 66 times for a team-high 392 yards ... Tallied four rushing touchdowns, including two against Arkansas-Monticello Nov. 4 ... Registered 11 rushes for 121 yards against the Boll Weevils ... Tallied 10 carries for 69 yards and a touchdown at Ouachita Baptist Sept. 28 ... Also had 10 carries, for 56 yards, versus West Alabama ... Found the end zone for his final touchdown at West Georgia Nov. 9 ... Caught 14 passes for 135 yards and a score ... Lone receiving touchdown came against Arkansas Tech Sept. 23 ... Caught three passes for 62 yards, including a season-high 51-yard reception, at North Alabama Oct. 28 ... Registered two catches on four different occasions.





MEET THE 2007 BLAZERS

Robinson's Career Rushing Stats

| Year | G | ATT | GAIN | LOSS | NET | YPC | TD | LONG | YPG |
|---------------|-----------|-----------|------------|-----------|------------|------------|----------|-----------|-------------|
| 2006 | 10 | 66 | 413 | 21 | 392 | 5.9 | 4 | 42 | 39.2 |
| Totals | 10 | 66 | 413 | 21 | 392 | 5.9 | 4 | 42 | 39.2 |

Robinson's Career Receiving Stats

| Year | G | REC | YDS | YPR | TD | LONG | YPG |
|---------------|-----------|-----------|------------|------------|----------|-----------|-------------|
| 2006 | 10 | 14 | 135 | 9.6 | 1 | 51 | 13.5 |
| Totals | 10 | 14 | 135 | 9.6 | 1 | 51 | 13.5 |



DAVIS RUSSELL

5-11 ♦ 240 ♦ SENIOR

JACKSONVILLE, FLA.
MANDARIN HS



AS A JUNIOR IN 2006: VSU's only offensive lineman to start all 10 games ... Saw action on 593 of 663 Blazer plays on the season, the most by any offensive lineman ... Graded out with a plus on 441 of the plays, a .745 percentage ... Served as one of the Blazers' team captains, as voted on by the players.

AS A SOPHOMORE IN 2005: Saw action in eight games, all as a reserve ... Played guard for a Blazer line depleted by injury.

AS A FRESHMAN IN 2004: Played in six games, each in a reserve role ... Played guard in all six games.



C.A. SANDERS


6-0 ♦ 295 ♦ SENIOR

MOULTRIE, GA.
COLQUITT COUNTY HS

AS A JUNIOR IN 2006: Played in all 10 games, starting five contests ... Started at Albany State Sept. 2, versus Fort Valley State Sept. 9, at North Alabama Oct. 28, against Arkansas-Monticello Nov. 4 and at West Georgia Nov. 9 ... Played in 486 plays, second-most on the team ... Registered positives on 324 plays, a .666 percentage ... Registered three knockdowns, second-most on the team, and one pancake block.



AS A SOPHOMORE IN 2005: Played in and started all 11 games ... Was a stalwart on VSU's injury-depleted line.



DETRIC SMITH

5-11 ♦ 185 ♦ JUNIOR

HAWKINSVILLE, GA.
HAWKINSVILLE HS

AS A SOPHOMORE IN 2006: Played in eight games, all in a reserve role ... Missed the North Alabama game Oct. 28 and the West Georgia contest Nov. 9 ... Caught three passes on the year, registering 32 yards receiving ... Recorded two catches, including a season-long 18 yard reception, at Ouachita Baptist Sept. 28 ... Also had one catch for seven yards in the season opener at Albany State Sept. 2.

AS A FRESHMAN IN 2005: Played in six games, all as a reserve ... Caught seven passes for 54 yards, a 7.7 yards per catch average ... Tallied two touchdowns on the season ... Found the endzone against Albany State Sept. 3 and at West Alabama Oct. 15 ... Recorded two receptions against Ouachita Baptist Sept. 10 and versus Central Arkansas Sept. 24.

Smith's Career Receiving Stats

| Year | G | REC | YDS | YPR | TD | LONG | YPG |
|---------------|-----------|-----------|-----------|------------|----------|-----------|------------|
| 2005 | 6 | 7 | 54 | 7.7 | 2 | 23 | 9.0 |
| 2006 | 8 | 3 | 32 | 10.7 | 0 | 18 | 4.0 |
| Totals | 14 | 10 | 86 | 8.6 | 2 | 23 | 6.1 |



DUDLEY SPENCE

5-11 ♦ 170 ♦ SOPHOMORE

MADISON, GA.
MORGAN COUNTY HS

AS A FRESHMAN IN 2006: Played in five of the final six games of the year, all in a reserve role ... Recorded six tackles, including one solo and five assists ... Tallied four tackles against Arkansas-Monticello Nov. 4 ... Also registered a stop at North Alabama Oct. 28 and at West Georgia Nov. 9 ... Played both defense and special teams for the Blazers.

Spence's Career Defensive Stats

| Year | G | UT | AT | TOT | SK | TFL | FF | FR | INT | QBH | PB |
|---------------|----------|----------|----------|----------|------------|------------|----------|----------|----------|----------|----------|
| 2006 | 5 | 1 | 5 | 6 | 0.0 | 0.0 | 0 | 0 | 0 | 0 | 0 |
| Totals | 5 | 1 | 5 | 6 | 0.0 | 0.0 | 0 | 0 | 0 | 0 | 0 |



GORDON STEELE

6-1 ♦ 260 ♦ SOPHOMORE

TALLAHASSEE, FLA.
NORTH FLORIDA CHRISTIAN HS

AS A FRESHMAN IN 2006: Played in three games, all in a reserve role ... Saw action against Arkansas Tech Sept. 23, versus Southern Arkansas Oct. 7 and against Arkansas-Monticello Nov. 4 ... Blocked on 12 offensive plays, grading out positively on nine for a .750 percentage.




TRAVIS TAYLOR
5-11 ♦ 170 ♦ SENIOR
VIENNA, GA.
DOOLY COUNTY HS

AS A JUNIOR IN 2006: Played in the first four games of the season before being sidelined with a broken leg ... Started the season opener at Albany State Sept. 2 ... Caught four passes for 28 yards and a score ... Talled three catches for 26 yards and a touchdown versus Arkansas Tech Sept. 23 ... Also recorded a catch for two yards at ASU ... Returned two kickoffs for 24 yards and one punt for 14 yards.

AS A SOPHOMORE IN 2005: Played in all 12 games, making seven starts ... Caught 29 passes, sixth-best on the squad ... Talled 264 yards receiving, a 7.3 yards per catch average ... Scored three touchdowns ... Found the end zone against Albany State Sept. 3, versus Ouachita Baptist Sept. 10 and against Henderson State Oct. 8 ... Caught a season-high five passes versus Fort Valley State Aug. 27 and at Harding Sept. 17 ... Talled four catches in the Ouachita game and in the season finale against North Alabama Nov. 12.

AS A FRESHMAN IN 2004: Played in 12 of the Blazers' 14 contests ... Caught 24 passes for 296 yards, an average of 12.3 yards per reception ... Registered two touchdowns on the year, one versus Delta State Oct. 2 and the second against West Chester in the Division II semifinals Dec. 4 ... Talled five catches and 95 yards in the Delta State game ... Recorded three catches at Ouachita Baptist Sept. 11.

Taylor's Career Receiving Stats

| Year | G | REC | YDS | YPR | TD | LONG | YPG |
|---------------|-----------|-----------|------------|-------------|----------|-----------|-------------|
| 2004 | 12 | 24 | 296 | 12.3 | 2 | 68 | 24.7 |
| 2005 | 12 | 29 | 264 | 9.1 | 3 | 24 | 22.0 |
| 2006 | 4 | 4 | 28 | 7.0 | 1 | 17 | 7.0 |
| Totals | 28 | 57 | 588 | 10.3 | 6 | 68 | 21.0 |



MICHAEL TERRY
5-9 ♦ 170 ♦ SENIOR
AMERICUS, GA.
AMERICUS HS



AS A JUNIOR IN 2006: Played in seven games, including one start ... Carried the ball 46 times for 323 yards ... Talled two touchdowns on the ground ... Also caught one pass for 10 yards ... Picked up 107 yards and a score on eight carries at Ouachita Baptist Sept. 28, his lone start of the season ... Followed with a season-best 12 carries for 77 yards against Southern Arkansas Oct. 7 ... Talled nine rushes and 73 yards against Fort Valley State Sept. 9 while carrying the ball five times for 52 yards and a touchdown against Arkansas Tech Sept. 23 ... Registered

a season-long 48 yard scamper in the OBU contest.


AS A SOPHOMORE IN 2005: Played in three games, all in a reserve roll ... Carried the ball 10 times for 45 yards ... Also caught one pass for 11 yards ... Registered eight carries and 44 yards, including a season-long rush of 36 yards, against Central Arkansas Sept. 24 ... Also tallied his one reception against the Bears ... Recorded two carries for one yard versus Henderson State Oct. 8.

Terry's Career Rushing Stats

| Year | G | ATT | GAIN | LOSS | NET | YPC | TD | LONG | YPG |
|---------------|-----------|-----------|------------|-----------|------------|------------|----------|-----------|-------------|
| 2005 | 3 | 10 | 53 | 8 | 45 | 4.5 | 0 | 36 | 15.0 |
| 2006 | 7 | 46 | 333 | 10 | 323 | 7.0 | 2 | 48 | 46.1 |
| Totals | 10 | 56 | 386 | 18 | 368 | 6.6 | 2 | 48 | 36.8 |

Terry's Career Receiving Stats

| Year | G | REC | YDS | YPR | TD | LONG | YPG |
|---------------|-----------|----------|-----------|-------------|----------|-----------|------------|
| 2005 | 3 | 1 | 11 | 11.0 | 0 | 11 | 3.7 |
| 2006 | 7 | 1 | 10 | 10.0 | 0 | 10 | 1.4 |
| Totals | 10 | 2 | 21 | 10.5 | 0 | 11 | 2.1 |



DEREK THARPE
6-3 ♦ 190 ♦ SENIOR
WARNER ROBINS, GA.
WAKE FOREST



AS A JUNIOR IN 2006: Played in all 10 games and made seven starts ... Only non-starts came at Albany State Sept. 2, versus West Alabama Oct. 21 and at North Alabama Oct. 28 ... Registered 36 receptions, third-best on the team ... Talled 464 receiving yards, second-most for the Blazers, and a team-high 10 touchdowns ... Found the end zone in eight games, including two in both the ASU contest and at Ouachita Baptist Sept. 28 ... Had a season-high eight receptions at Albany State while tallying six against OBU and at UNA ... Recorded 106 yards at ASU and 98 versus North Alabama ... Had at least one reception in all 10 games, including a season long 44 yard reception versus Southern Arkansas Oct. 7, his only catch of that game ... Was second on the team in scoring with 60 points.

AS A SOPHOMORE IN 2005: Made an immediate impact on the Blazer squad ... Played in all 12 games, starting the first four of the season ... Caught 44 passes, tops on the VSU team ... Was second on the squad with 501 yards receiving, an 11.4 average ... Registered one touchdown, against Albany State Sept. 3 ... Twice caught six passes in a game ... First occurrence came at Harding Sept. 17, for a season-high 88 yards ... Also had six receptions, for 71 yards, against West Georgia Nov. 5 ... Had five catches against Ouachita Baptist Sept. 10 and versus Henderson State Oct. 8 ... Recorded four catches on three occasions.

Tharpe's Career Receiving Stats

| Year | G | REC | YDS | YPR | TD | LONG | YPG |
|---------------|-----------|-----------|------------|-------------|-----------|-----------|-------------|
| 2005 | 12 | 44 | 501 | 11.4 | 1 | 30 | 41.8 |
| 2006 | 10 | 36 | 464 | 12.9 | 10 | 44 | 46.4 |
| Totals | 22 | 80 | 965 | 12.1 | 11 | 44 | 43.9 |



MEET THE 2007 BLAZERS



FABIAN WHYLLY

6-1 ♦ 230 ♦ JUNIOR

ORLANDO, FLA.
EDGEWATER HS

MIKE WILLIAMS

6-1 ♦ 274 ♦ SOPHOMORE

ORLANDO, FLA.
EAST CAROLINA

AS A SOPHOMORE IN 2006: Played in seven games, all in a reserve role ... Registered 23 tackles, including 11 solos and 12 assists ... Had one tackle for loss and assisted on a sack ... Registered five tackles in the season opener at Albany State Sept. 2 and at Ouachita Baptist Sept. 28 ... Tallied four stops versus Fort Valley State Sept. 9 and against Southern Arkansas Oct. 7 ... Recorded two tackles versus Arkansas Tech Sept. 23 and against Arkansas-Monticello Nov. 4 while finishing with one against West Alabama Oct. 21.

AS A FRESHMAN IN 2004: Played in 11 games, making starts against Ouachita Baptist Sept. 10 and at Harding Sept. 17 ... Recorded 22 tackles, including 16 solos and six assisted stops ... Had one tackle for loss, a sack as a part of a season-best four tackle outing at West Alabama Oct. 15 ... Registered two interceptions on the season ... The first came in the West Alabama game and was returned 54 yards ... Also tallied a pick at Southern Arkansas Oct. 29 ... Forced a fumble at Delta State Oct. 1 and recovered a fumble at Southern Arkansas ... Tallied a pass breakup against Henderson State Oct. 8 and in the West Alabama contest ... Also blocked a kick against Harding Sept. 17.

Whyllly's Career Defensive Stats

| Year | G | UT | AT | TOT | SK | TFL | FF | FR | INT | QBH | PB |
|---------------|-----------|-----------|-----------|-----------|------------|------------|----------|----------|----------|----------|----------|
| 2004 | 6 | 9 | 4 | 13 | 1.0 | 1.0 | 1 | 0 | 0 | 2 | 1 |
| 2006 | 7 | 11 | 12 | 23 | 0.5 | 1.0 | 0 | 0 | 0 | 0 | 0 |
| Totals | 13 | 20 | 16 | 36 | 1.5 | 2.0 | 1 | 0 | 0 | 2 | 1 |



AS A FRESHMAN IN 2006: Played in eight games, starting six of them ... Missed the final two games of the year due to injury ... Only non-starts came against Arkansas Tech Sept. 23 and at Ouachita Baptist Sept. 28 ... Played in 357 of VSU's 663 total offensive plays ... Graded positively on 267 plays, a .749 percentage.



ZACHARY WILLIAMS

6-0 ♦ 170 ♦ JUNIOR

CANTON, GA.
WOODSTOCK HS

AS A SOPHOMORE IN 2006: Played in all 10 games, serving as the Blazers' kicker on field goals and extra points ... Was successful on 42-of-45 extra point attempts and eight-of-10 field goal attempts ... Was a perfect three-of-three, including a season-long 45 yard attempt, in field goals against Arkansas-Monticello Nov. 4 ... Scored 15 points in the game as he also was a perfect six-of-six in extra points ... Tallied nine points on six extra points and a field goal against Arkansas Tech Sept. 23 ... Recorded eight points at West Georgia Nov. 9 and seven on two different occasions.

Williams' Career Placekicking Stats

| Year | G | XP | XPA | Pct. | FG | FGA | Pct. | Long |
|---------------|-----------|-----------|-----------|-------------|----------|-----------|-------------|-----------|
| 2006 | 10 | 42 | 45 | .933 | 8 | 10 | .800 | 45 |
| Totals | 10 | 42 | 45 | .933 | 8 | 10 | .800 | 45 |



ERIC WILLIAMS

5-11 ♦ 181 ♦ JUNIOR

VALDOSTA, GA.
VALDOSTA HS



STEVEN WRIGHT

5-11 ♦ 182 ♦ JUNIOR

DACULA, GA.
DACULA HS



AS A SOPHOMORE IN 2006: Saw action in all 10 games, all in a reserve role ... Tallied 26 tackles on the year, including 15 solos and 11 assists ... Recovered a fumble at North Alabama Oct. 28 and blocked a punt against Arkansas Tech on Sept. 23 ... The blocked punt was recovered in the end zone by Shawn Harris for a VSU touchdown ... Tallied a season-best seven tackles against ATU while recording six versus Arkansas-Monticello Nov. 4 and five at West Georgia Nov. 9.

AS A FRESHMAN IN 2005: Played in eight of the Blazers' 12 games, all in a reserve role ... Registered 13 tackles on the season ... Had eight solo tackles and five assists ... Recorded a season-best four tackles against Henderson State Oct. 8, including three solos ... Also had three solo tackles against North Alabama Nov. 12 ... Recovered a fumble against Ouachita Baptist Sept. 10.

AS A SOPHOMORE IN 2006: Played in all 10 games, serving as the Blazers' punter ... Punted 40 times for 1,410 yards, a 35.2 yards per punt average ... Boomed a 52 yard punt against Arkansas Tech Sept. 23 ... Averaged a season-best 46.7 yards per punt against Southern Arkansas Oct. 7, tallying 140 yards on three punts ... Only had one punt blocked, at West Georgia Nov. 9 ... Placed 18 punts inside the opponent's 20 yard line and recorded 13 fair catches ... Punted six times for 251 yards, a 41.8 average, against Fort Valley State Sept. 9.



Wright's Career Punting Stats

| Year | G | P | Yds | Avg. | I20 | Long |
|---------------|-----------|-----------|-------------|-------------|-----------|-----------------|
| 2006 | 10 | 40 | 1410 | 35.2 | 18 | 52 (ATU) |
| Totals | 10 | 40 | 1410 | 35.2 | 18 | 52 (ATU) |

WALDOOSTA STATE



2007 OPPONENTS



2007 OPPONENTS



GAME

1

ALBANY STATE GOLDEN RAMS

Sept. 1, 2007 -- Bzemore-Hyder Stadium -- Valdosta, Ga.

General Information

Location: Albany, Ga.
Founded: 1903
Enrollment: 3,809
President: Dr. Everette J. Freeman
Athletic Director: Dr. Joshua W. Murfee, Jr.
Conference: Southern Intercollegiate
Nickname: Golden Rams
Colors: Blue and Gold
Stadium: Albany Municipal Stadium
Capacity: 10,000
Playing Surface: Natural Grass



Coaching Staff

Head Coach: Mike White (Albany State, 1990)

Career Record: 51-25 (7 years)
Record at ASU: 51-25 (7 years)
Record vs. Valdosta State: 1-7
Office Phone: 229-430-4768
Best Time to Reach: Contact SID

Assistant Coaches

Rickey Alexander; Donald Pittman (Offensive Coordinator); Kenyan Conner; Keith DeGrate; Dan Land; Elliott Bonds; Alvin Ray Jackson.

The Golden Rams

Basic Offense: Spread
Basic Defense: 3-4
2006 Record / Conference Finish: 7-4, 6-1 / tied 1st
2006 Post-Season: NCAA South Region
Series History: VSU leads 12-1
Lettermen Returning: 45
Lettermen Lost: 20
Starters Returning: 12

Media Relations

Football Contact: Edythe Bradley
Office Phone: 229-430-4673
Home Phone: 229-336-5194
Email: edythe.bradley@asurams.edu
SID Mailing Address: Athletics, Albany State University, 504 College Drive, Albany, GA 31705
Fax: 229-430-1774
Press Box Phone: 229-430-3674
Website: www.asurams.edu

2007 Schedule

08/25 North Carolina Central
 09/01 at Valdosta State
 09/08 Kentucky State
 09/15 at Stillman
 09/29 Benedict
 10/06 at Miles
 10/13 at Clark Atlanta
 10/20 Tuskegee
 10/27 Morehouse
 11/03 vs. Fort Valley State

2006 Results

08/26 at N.C. Central L 20-0
 09/02 Valdosta State L 20-16
 09/09 at Kentucky St. W 21-7
 09/14 Stillman W 14-7
 09/30 at Benedict W 10-3
 10/07 Miles W 14-0
 10/14 Clark Atlanta W 24-13
 10/21 at Tuskegee L 17-10
 10/28 at Morehouse W 16-6
 11/04 at Fort Valley St. W 21-3
 11/18 at Newberry L 34-28

TOP RETURNING STATISTICAL PERFORMERS

| Rushing | Att. | Yds. | Avg. | TD | | |
|--------------|------|-------|------|-------|----|------|
| Gary Neavins | 111 | 467 | 4.2 | 3 | | |
| Passing | Att. | Comp. | Pct. | Yds. | TD | Int. |
| Kisan Flakes | 104 | 55 | 52.9 | 753 | 4 | 3 |
| Receiving | No. | Yds. | Avg. | TD | | |
| Gary Neavins | 21 | 218 | 10.4 | 1 | | |
| Tackles | UT | AT | Tot. | Sacks | | |
| Rod Cummings | 32 | 45 | 77 | 0.0 | | |

GAME

2

FORT VALLEY STATE WILDCATS

Sept. 8, 2007 -- Wildcat Stadium -- Fort Valley, Ga.

General Information

Location: Fort Valley, Ga.
Founded: 1895
Enrollment: 2,200
President: Dr. Larry E. Rivers
Athletic Director: Deondri Clark
Conference: Southern Intercollegiate
Nickname: Wildcats
Colors: Royal Blue and Old Gold
Stadium: Wildcat Stadium
Capacity: 7,500
Playing Surface: Natural Grass



Coaching Staff

Head Coach: Deondri Clark (Florida State, 1992)

Career Record: 5-6 (1 year)
Record at FVSU: 27-16 (4 years)
Record vs. Valdosta State: 0-1
Office Phone: 478-827-3054
Best Time to Reach: Contact SID

Assistant Coaches

Leon Perry (Offensive Coordinator); Joe Jefferson; Tiger McMillon; Darryl Holmes; Glen Holmes; Ananias Johnson; Eric Long; Tyrone Pettaway.

The Wonder Boys

Basic Offense: Multiple
Basic Defense: Multiple
2006 Record / Conference Finish: 5-6, 4-3 / tied 4th
2006 Post-Season: None
Series History: VSU leads 14-3
Lettermen Returning: N/A
Lettermen Lost: N/A
Starters Returning: N/A

Media Relations

Football Contact: Russell Boone
Office Phone: 478-825-6437
Home Phone: 478-825-8436
Email: booner@fvsu.edu
SID Mailing Address: Department of Athletics, 1005 State University Dr., Fort Valley, GA 31030
Fax: 478-825-6106
Press Box Phone: 478-825-6961
Website: www.fvsuwildcats.com

2007 Schedule

08/25 Clark Atlanta
 09/01 at Morehouse
 09/08 Valdosta State
 09/15 Miles
 09/22 at Tuskegee
 09/29 Savannah State
 10/06 at Stillman
 10/13 Edward Waters
 10/20 at Benedict
 10/27 Lane
 11/03 vs. Albany State

2006 Results

08/26 at Clark Atlanta W 9-8
 09/02 Morehouse W 24-14
 09/09 at Valdosta State L 31-3
 09/16 at Miles W 15-7
 09/23 Tuskegee L 34-20
 09/30 at Howard L 34-19
 10/07 at Stillman L 34-11
 10/21 Benedict W 16-10
 10/28 at Lane W 41-27
 11/04 Albany State L 21-3
 11/11 at Kentucky State L 19-16

TOP RETURNING STATISTICAL PERFORMERS

| Rushing | Att. | Yds. | Avg. | TD | | |
|-------------------|------|-------|------|-------|----|------|
| Zedrick West | 29 | 109 | 3.8 | 0 | | |
| Passing | Att. | Comp. | Pct. | Yds. | TD | Int. |
| Marcus Brooks | 122 | 50 | .410 | 549 | 1 | 6 |
| Receiving | No. | Yds. | Avg. | TD | | |
| Nathaniel Randall | 22 | 423 | 19.2 | 5 | | |
| Tackles | UT | AT | Tot. | Sacks | | |
| Ivan Diggs | 51 | 40 | 91 | 2.5 | | |

2007 OPPONENTS



GAME

3

ARKANSAS TECH

WONDER BOYS

Sept. 22, 2007 -- Buerkle Field -- Russellville, Ark.

General Information

Location: Russellville, Ark.
Founded: 1909
Enrollment: 7,032
President: Dr. Robert C. Brown
Athletic Director: Steve Mullins
Conference: Gulf South
Nickname: Wonder Boys
Colors: Green and Gold
Stadium: Buerkle Field
Capacity: 6,500
Playing Surface: Natural Grass

Media Relations

Football Contact: Ben Greenberg
Office Phone: 479-968-0645
Cell Phone: 479-970-3919
Email: bgreenberg@atu.edu
SID Mailing Address: Tucker Coliseum, 1604 Coliseum Drive, Russellville, AR 72801
Fax: 479-964-0829
Press Box Phone: 479-968-0243
Website: www.athletics.atu.edu

2007 Schedule

08/23 at Northwest Missouri State
 08/30 at Northeastern State
 09/08 Texas College
 09/15 at West Georgia
09/22 Valdosta State
 09/29 North Alabama
 10/06 at Delta State
 10/13 at Henderson State
 10/20 Ouachita Baptist
 10/27 Southern Arkansas
 11/03 at Harding

2006 Results

08/31 Northeastern St. W 33-32
 09/09 at Texas College W 33-21
 09/16 West Georgia W 28-21
09/23 at Valdosta State L 51-14
 09/30 at North Alabama L 38-14
 10/07 Delta State L 31-13
 10/14 Henderson State W 7-6
 10/21 at Ouachita Baptist W 55-35
 10/28 at Southern Ark. W 36-29
 11/04 Harding W 26-3



Coaching Staff

Head Coach: Steve Mullins (Arkansas-Monticello, 1980)

Career Record: 66-41 (10 years)
Record at ATU: 66-41 (10 years)
Record vs. Valdosta State: 1-5
Office Phone: 479-968-0642
Best Time to Reach: Contact SID

Assistant Coaches

Benyard Jones (Defensive Coordinator); Scott Preston (Offensive Coordinator); Les Boyum; Erik Kruppe; Ryan Wallace; Greg Williams.

The Wonder Boys

Basic Offense: Spread
Basic Defense: 3-4
2006 Record / Conference Finish: 7-3, 5-3 / tied fifth
2006 Post-Season: None
Series History: VSU leads 7-1
Lettermen Returning: 38
Lettermen Lost: 20
Starters Returning: 15

TOP RETURNING STATISTICAL PERFORMERS

| Rushing | Att. | Yds. | Avg. | TD | | |
|---------------|------|-------|------|-------|----|------|
| Justin Ray | 95 | 633 | 6.3 | 2 | | |
| Passing | Att. | Comp. | Pct. | Yds. | TD | Int. |
| Cole Barthel | 196 | 121 | .617 | 1290 | 17 | 9 |
| Receiving | No. | Yds. | Avg. | TD | | |
| Tracey Stiger | 32 | 319 | 10.0 | 5 | | |
| Tackles | UT | AT | Tot. | Sacks | | |
| Zach Noel | 36 | 30 | 66 | 0.0 | | |

GAME

4

OUACHITA BAPTIST

TIGERS

Sept. 29, 2007 -- Bazemore-Hyder Stadium -- Valdosta, Ga.

General Information

Location: Arkadelphia, Ark.
Founded: 1886
Enrollment: 1,500
President: Dr. Rex Horne
Athletic Director: David Sharp
Conference: Gulf South
Nickname: Tigers
Colors: Purple and Gold
Stadium: A.U. Williams Field
Capacity: 5,600
Playing Surface: Natural Grass

Media Relations

Football Contact: Ben Cutrell
Office Phone: 870-245-5186
Cell Phone: 512-913-7504
Email: cutrellb@obu.edu
SID Mailing Address: OBU Box 3650, 410 Ouachita St., Arkadelphia, AR 71998
Fax: 870-245-5084
Press Box Phone: 870-245-5306
Website: www.obutigers.com

2007 Schedule

09/01 at Texas A&M-Commerce
 09/08 East Texas Baptist
 09/15 Arkansas-Monticello
 09/22 Delta State
09/29 at Valdosta State
 10/06 at North Alabama
 10/13 Southern Arkansas
 10/20 at Arkansas Tech
 11/01 Henderson State
 10/10 at Harding

2006 Results

09/02 at Mo. Southern L 28-22
 09/09 at East Texas Baptist W 47-14
 09/16 at Ark.-Monticello L 27-6
 09/23 at Delta State L 34-6
09/28 Valdosta State L 49-21
 10/07 North Alabama L 47-10
 10/14 at Southern Ark. L 48-33
 10/21 Arkansas Tech L 55-35
 11/04 at Henderson St. L 48-28
 11/11 Harding W 34-20



Coaching Staff

Head Coach: Todd Knight (Ouachita Baptist, 1986)

Career Record: 52-87-2 (14 years)
Record at OBU: 24-55 (8 years)
Record vs. Valdosta State: 0-7
Office Phone: 870-245-5304
Best Time to Reach: Mornings

Assistant Coaches

Jay Derby (Offensive Coordinator); Shane Handy (Defensive Coordinator); J.R. Eldridge; Brett Shockley; Osita Alaribe.

The Tigers

Basic Offense: Multiple
Basic Defense: Multiple
2006 Record / Conference Finish: 2-8, 1-7 / tied 8th
2006 Post-Season: None
Series History: VSU leads 7-0
Lettermen Returning: 30
Lettermen Lost: 12
Starters Returning: 16

TOP RETURNING STATISTICAL PERFORMERS

| Rushing | Att. | Yds. | Avg. | TD | | |
|-----------------|------|-------|------|-------|----|------|
| Willie Hopson | 102 | 455 | 4.5 | 7 | | |
| Passing | Att. | Comp. | Pct. | Yds. | TD | Int. |
| Lance Parker | 237 | 133 | .561 | 1555 | 9 | 6 |
| Receiving | No. | Yds. | Avg. | TD | | |
| Tony Taylor | 35 | 421 | 12.0 | 1 | | |
| Tackles | UT | AT | Tot. | Sacks | | |
| Jamario McClain | 32 | 35 | 67 | 0.0 | | |



2007 OPPONENTS



GAME
5

SOUTHERN ARKANSAS MULERIDERS

Oct. 6, 2007 -- Wilkins Stadium -- Magnolia, Ark.

General Information

Location: Magnolia, Ark.
Founded: 1909
Enrollment: 3,113
President: Dr. David F. Rankin
Athletic Director: Jay Adcox
Conference: Gulf South
Nickname: Muleriders
Colors: Royal Blue and Old Gold
Stadium: Wilkins Stadium
Capacity: 6,000
Playing Surface: Real Grass Turf



Coaching Staff

Head Coach: Steve Quinn (Ouachita Baptist, 1985)

Career Record: 34-32 (6 years)
Record at SAU: 34-32 (6 years)
Record vs. Valdosta State: 0-6
Office Phone: 870-235-4110
Best Time to Reach: 8-11 a.m.

Assistant Coaches

Trey LaValle (Offensive Coordinator); Jeff Byrd (Defensive Coordinator); David Reeves; Kendall Hill; Shane Tolleson.

The Muleriders

Basic Offense: Flexbone
Basic Defense: Multiple
2006 Record / Conference Finish: 2-9, 1-7 / tied eighth
2006 Post-Season: None
Series History: VSU leads 8-3
Lettermen Returning: 29
Lettermen Lost: 20
Starters Returning: 15

Media Relations

Football Contact: Houston Taylor
Office Phone: 870-235-4104
Home Phone: 870-234-6948
Email: sausid@saumag.edu
SID Mailing Address: 100 E. University St., Bruce Center 205, Magnolia, AR 71753-5000
Fax: 870-901-7219
Press Box Phone: 870-235-4117
Website: www.saumag.edu/athletics

2007 Schedule

09/01 at Arkansas-Monticello
09/08 at Nicholls State
09/15 West Alabama
09/22 at North Alabama
09/27 at Delta State
10/06 Valdosta State
10/13 at Ouachita Baptist
10/20 Harding
10/27 at Arkansas Tech
11/10 Henderson State

2006 Results

08/26 Ark.-Monticello W 18-15
08/31 at Nicholls State L 35-0
09/16 at West Alabama L 24-17
09/23 North Alabama L 40-10
09/30 Delta State L 22-0
10/07 at Valdosta State L 41-7
10/14 Ouachita Baptist W 48-33
10/19 at Harding L 17-6
10/26 Arkansas Tech L 36-29
11/04 at Central Ark. L 55-21
11/11 at Henderson St. L 24-6

TOP RETURNING STATISTICAL PERFORMERS

| Rushing | Att. | Yds. | Avg. | TD | | |
|-----------------|------|-------|------|-------|----|------|
| Tony McDonald | 119 | 543 | 4.6 | 2 | | |
| Passing | Att. | Comp. | Pct. | Yds. | TD | Int. |
| Josh SanFilippo | 145 | 53 | .366 | 637 | 5 | 12 |
| Receiving | No. | Yds. | Avg. | TD | | |
| Mario Coleman | 20 | 374 | 18.7 | 2 | | |
| Tackles | UT | AT | Tot. | Sacks | | |
| C.J. Ellis | 32 | 13 | 45 | 0.0 | | |



GAME
6

DELTA STATE STATESMEN

Oct. 11, 2007 -- Bazemore-Hyder Stadium -- Valdosta, Ga.

General Information

Location: Cleveland, Miss.
Founded: 1924
Enrollment: 4,392
President: Dr. John M. Hilpert
Athletic Director: Jeremy McClain
Conference: Gulf South
Nickname: Statesmen
Colors: Forest Green and White
Stadium: Travis E. Parker Field
Capacity: 8,125
Playing Surface: Natural Grass



Coaching Staff

Head Coach: Ron Roberts (Tennessee-Martin, 1988)

Career Record: First Year
Record at DSU: First Year
Record vs. Valdosta State: 0-0
Office Phone: 662-846-4300
Best Time to Reach: 9-11 am

Assistant Coaches

Darrin Hicks (Offensive Coordinator); Dave Aranda; Randy Grierson; Steven A. Smith; Jackie Cooper; Eric Wright; Ryan Barker.

The Wonder Boys

Basic Offense: Spread Multiple
Basic Defense: 3-3-5
2006 Record / Conference Finish: 12-3, 8-1 / Second
2006 Post-Season: NCAA Semifinals
Series History: DSU leads 13-12-1
Lettermen Returning: 53
Lettermen Lost: 21
Starters Returning: 18

Media Relations

Football Contact: Matt Jones
Office Phone: 662-846-4284
Home Phone: 662-846-3750
Email: mjones@deltastate.edu
SID Mailing Address: Athletic Media Relations, DSU Box A3, Cleveland, MS 38733
Fax: 662-846-4297
Press Box Phone: 662-846-4593
Website: www.gostatesmen.com

2007 Schedule

09/01 at Jackson State
09/15 Henderson State
09/22 at Ouachita Baptist
09/27 Southern Arkansas
10/06 Arkansas Tech
10/11 at Valdosta State
10/18 at North Alabama
10/27 West Georgia
11/03 at West Alabama
11/10 at Arkansas-Monticello

2006 Results

09/02 West Va. Tech W 61-0
09/09 at Stephen F. Austin W 17-14
09/16 at Henderson St. L 16-13
09/23 Ouachita Baptist W 34-6
09/30 at Southern Ark. W 22-0
10/07 at Arkansas Tech W 31-13
10/12 Valdosta State W 35-28
10/21 North Alabama L 17-10
10/28 at West Georgia W 21-7
11/02 West Alabama W 41-14
11/11 Ark.-Monticello W 53-0
11/18 Elizabeth City St. W 17-10
11/25 at N.C. Central W 24-17
12/02 at North Alabama W 27-10
12/10 at Grand Valley St. L 49-30

TOP RETURNING STATISTICAL PERFORMERS

| Rushing | Att. | Yds. | Avg. | TD | | |
|------------------|------|-------|------|-------|----|------|
| Steven Davis | 93 | 417 | 4.5 | 3 | | |
| Passing | Att. | Comp. | Pct. | Yds. | TD | Int. |
| Garrett Dewitt | 10 | 4 | .400 | 28 | 0 | 0 |
| Receiving | No. | Yds. | Avg. | TD | | |
| Jeremy Ricks | 61 | 903 | 14.8 | 14 | | |
| Tackles | UT | AT | Tot. | Sacks | | |
| Jamarcus Wiggins | 39 | 42 | 81 | 0.0 | | |

2007 OPPONENTS



GAME

7

WEST ALABAMA TIGERS

Oct. 20, 2007 -- Tiger Stadium -- Livingston, Ala.

General Information

Location: Livingston, Ala.
Founded: 1835
Enrollment: 3,584
President: Dr. Richard Holland
Athletic Director: E.J. Brophy
Conference: Gulf South
Nickname: Tigers
Colors: Red and White
Stadium: Tiger Field
Capacity: 7,000
Playing Surface: Natural Grass

Coaching Staff

 **Head Coach:** Bobby Wallace (Mississippi State, 1976)
Career Record: 107-112-1 (20 years)
Record at UWA: 6-5 (1 year)
Record vs. Valdosta State: 5-6-1
Office Phone: 205-652-3483
Best Time to Reach: Mornings

Assistant Coaches

Sam Graham (Defensive Coordinator); Jim Malosky (Offensive Coordinator); Craig Hall; Tony Oglesby; Jason Underwood; Ken Watson.

The Tigers

Basic Offense: Slot I Option
Basic Defense: 4-3
2006 Record / Conference Finish: 6-5, 3-5 / 7th
2006 Post-Season: None
Series History: VSU leads 24-1
Lettermen Returning: 45
Lettermen Lost: 13
Starters Returning: 15

Media Relations

Football Contact: Kyle Lewis
Office Phone: 205-652-3596
Home Phone: 256-283-6441
Email: klewis@uwa.edu
SID Mailing Address: The University of West Alabama, Station 5, Livingston, AL 35470
Fax: 205-652-3600
Press Box Phone: 205-652-6999
Website: www.athletics.uwa.edu

2007 Schedule

08/30 at Samford
 09/08 Concordia
 09/15 at Southern Arkansas
 09/22 at Henderson State
 09/29 Harding
 10/06 vs. North Carolina Central
 10/13 at West Georgia
10/20 Valdosta State
 10/25 Arkansas-Monticello
 11/03 Delta State
 10/10 at North Alabama

2006 Results

08/31 Concordia W 65-0
 09/09 at Lambuth W 45-13
 09/16 Southern Ark. W 24-17
 09/21 Henderson State L 31-10
 09/30 at Harding L 24-16
 10/07 Webber Intern. W 49-20
 10/12 West Georgia W 24-14
 10/21 at Valdosta State L 16-14
 10/28 at Ark.-Monticello W 37-14
 11/02 at Delta State L 41-14
 11/11 North Alabama L 45-3

TOP RETURNING STATISTICAL PERFORMERS

| Rushing | Att. | Yds. | Avg. | TD | | |
|--------------|------|-------|------|-------|----|------|
| James Reiter | 131 | 549 | 4.2 | 2 | | |
| Passing | Att. | Comp. | Pct. | Yds. | TD | Int. |
| James Reiter | 189 | 91 | .481 | 1674 | 11 | 12 |
| Receiving | No. | Yds. | Avg. | TD | | |
| Dwian White | 13 | 379 | 29.2 | 2 | | |
| Tackles | UT | AT | Tot. | Sacks | | |
| Tariq Ali | 27 | 27 | 54 | 1.5 | | |



GAME

8


NORTH ALABAMA LIONS

Oct. 27, 2007 -- Bazemore-Hyder Stadium -- Valdosta, Ga.

General Information

Location: Florence, Ala.
Founded: 1830
Enrollment: 6,950
President: Dr. William Cale
Athletic Director: Dr. Joel Erdmann
Conference: Gulf South
Nickname: Lions
Colors: Purple and Gold
Stadium: Braly Municipal Stadium
Capacity: 14,215
Playing Surface: Natural Grass

Coaching Staff

 **Head Coach:** Mark Hudspeth (Delta State, 1992)
Career Record: 44-17 (5 years)
Record at UNA: 44-17 (5 years)
Record vs. Valdosta State: 3-3
Office Phone: 256-765-4397
Best Time to Reach: 9:30-11:30 am

Assistant Coaches

Kenny Edenfield (Offensive Coordinator); Karl Morgan (Defensive Coordinator); Alan Arrington; Sean Cannon; Chris Willis; Steadman Campbell.

The Wonder Boys

Basic Offense: Multiple
Basic Defense: Multiple
2006 Record / Conference Finish: 11-1, 8-0 / 1st
2006 Post-Season: NCAA South Region
Series History: UNA leads 11-15-1
Lettermen Returning: 49
Lettermen Lost: 18
Starters Returning: 15

Media Relations

Football Contact: Jeff Hodges
Office Phone: 256-765-4595
Home Phone: 256-766-7572
Email: sportsinformation@una.edu
SID Mailing Address: UNA Athletics, UNA Box 5071, Florence, AL 35632
Fax: 256-765-4659
Press Box Phone: 256-760-6372
Website: www.roarlions.com

2007 Schedule

09/08 Tusculum
 09/13 at Harding
 09/22 Southern Arkansas
 09/29 at Arkansas Tech
 10/06 Ouachita Baptist
 10/13 at Arkansas-Monticello
 10/18 Delta State
10/27 at Valdosta State
 11/03 West Georgia
 11/10 West Alabama

2006 Results

09/09 at Tusculum W 22-10
 09/14 Harding W 41-14
 09/23 at Southern Ark. W 40-10
 09/30 Arkansas Tech W 38-14
 10/07 at Ouachita Baptist W 47-10
 10/14 Ark.-Monticello W 47-7
 10/21 at Delta State W 17-10
 10/28 Valdosta State W 31-24
 11/04 at west Georgia W 26-16
 11/11 at West Alabama W 45-3
 11/25 Newberry W 38-20
 12/02 Delta State L 27-10

TOP RETURNING STATISTICAL PERFORMERS

| Rushing | Att. | Yds. | Avg. | TD | | |
|-----------------|------|-------|------|-------|----|------|
| Eric Parker | 99 | 576 | 5.8 | 7 | | |
| Passing | Att. | Comp. | Pct. | Yds. | TD | Int. |
| A.J. Milwee | 267 | 172 | .644 | 2039 | 16 | 10 |
| Receiving | No. | Yds. | Avg. | TD | | |
| Jason Messing | 38 | 531 | 14.0 | 8 | | |
| Tackles | UT | AT | Tot. | Sacks | | |
| Michael Johnson | 40 | 47 | 87 | 3.0 | | |



2007 OPPONENTS



GAME

9

ARKANSAS-MONTICELLO BOLL WEEVILS

Nov. 3, 2007 -- Convoy Leslie-Cotton Boll Stadium -- Monticello, Ark.

General Information

Location: Monticello, Ark.
Founded: 1909
Enrollment: 3,186
Chancellor: Dr. Jack Lassiter
Athletic Director: Alvy Early
Conference: Gulf South
Nickname: Boll Weevils
Colors: Kelly Green and White
Stadium: Convoy Leslie-Cotton Boll Stadium
Capacity: 3,500
Playing Surface: Real Grass Turf



Coaching Staff

Head Coach: Gwayne Mathews (Delta State, 1988)

Career Record: 2-20 (2 years)
Record at UAM: 2-20 (2 years)
Record vs. Valdosta State: 0-1
Office Phone: 870-460-1574
Best Time to Reach: Contact SID

Assistant Coaches

Will Hall (Offensive Coordinator); Donald Dykes; Sam Gregg; Desmond Lindsey.

The Boll Weevils

Basic Offense: Multiple
Basic Defense: 4-2-5
2006 Record / Conference Finish: 1-10, 1-7 / tied 10th
2006 Post-Season: None
Series History: VSU leads 6-1
Lettermen Returning: 41
Lettermen Lost: 25
Starters Returning: 13

Media Relations

Football Contact: Paul Smith
Office Phone: 870-460-1574
Cell Phone: 870-723-7050
Email: smithp@uamont.edu
SID Mailing Address: 119 Service Street, Jeter Hall Honors Center, Monticello, AR 71656
Fax: 870-460-1174
Press Box Phone: 870-460-1068
Website: www.uamsports.com

2007 Schedule

09/01 Southern Arkansas
 09/08 at Sam Houston State
 09/15 at Ouachita Baptist
 09/22 Harding
 09/29 at Missouri-Rolla
 10/06 at Henderson State
 10/13 North Alabama
 10/20 at West Georgia
 10/25 at West Alabama
 11/03 Valdosta State
 10/10 Delta State

2006 Results

08/26 at Southern Ark. L 18-15
 09/09 at Sam Houston St. L 41-3
 09/16 Ouachita Baptist W 27-6
 09/23 at Harding L 29-21
 09/30 at Northwestern St. L 20-3
 10/05 Henderson State L 33-17
 10/14 at North Alabama L 47-7
 10/21 West Georgia L 20-14
 10/28 West Alabama L 37-14
 11/04 at Valdosta State L 51-3
 11/11 at Delta State L 53-0

TOP RETURNING STATISTICAL PERFORMERS

| Rushing | Att. | Yds. | Avg. | TD | | |
|------------------|------|-------|------|-------|----|------|
| John L. Williams | 115 | 387 | 3.4 | 2 | | |
| Passing | Att. | Comp. | Pct. | Yds. | TD | Int. |
| Elijah McDonald | 173 | 73 | .422 | 774 | 6 | 7 |
| Receiving | No. | Yds. | Avg. | TD | | |
| Tim Harris | 3 | 89 | 29.7 | 1 | | |
| Tackles | UT | AT | Tot. | Sacks | | |
| Wes Ables | 27 | 32 | 59 | 0.0 | | |



GAME

10

WEST GEORGIA WOLVES

Nov. 8, 2007 -- Bazemore-Hyder Stadium -- Valdosta, Ga.

General Information

Location: Carrollton, Ga.
Founded: 1906
Enrollment: 10,250
President: Dr. Beheruz N. Sethna
Athletic Director: Ed Murphy
Conference: Gulf South
Nickname: Wolves
Colors: Blue and Red
Stadium: Grisham Stadium
Capacity: 6,500
Playing Surface: Natural Grass



Coaching Staff

Head Coach: Mike Ledford (Tennessee Tech, 1975)

Career Record: 16-36 (5 years)
Record at UWG: 16-36 (5 years)
Record vs. Valdosta State: 1-4
Office Phone: 678-839-6539
Best Time to Reach: 11 am-Noon

Assistant Coaches

TBA (Offensive Coordinator); Dave Wheeler (Defensive Coordinator); Spencer Riley; Josh Clendenin; Don Gibson.

The Wolves

Basic Offense: Multiple
Basic Defense: Multiple
2006 Record / Conference Finish: 1-9, 1-7 / tied 10th
2006 Post-Season: None
Series History: VSU 16-8
Lettermen Returning: 26
Lettermen Lost: 24
Starters Returning: 11

Media Relations

Football Contact: Mitch Gray
Office Phone: 678-839-6542
Cell Phone: 770-301-8619
Email: mgray@westga.edu
SID Mailing Address: Murphy Athletic Building, 1601 Maple St. Carrollton, GA 30118-1210
Fax: 770-836-6543
Press Box Phone: 678-796-2222
Website: www.uwgsports.com

2007 Schedule

09/01 at Clark-Atlanta
 09/08 at Georgia Southern
 09/15 Arkansas Tech
 09/22 at Newberry
 09/29 Henderson State
 10/04 at Harding
 10/13 West Alabama
 10/20 Arkansas-Monticello
 10/27 at Delta State
 11/03 at North Alabama
 11/08 at Valdosta State

2006 Results

08/26 Presbyterian L 10-0
 09/09 at Furman L 24-7
 09/16 at Arkansas Tech L 28-21
 09/30 at Henderson St. L 16-9
 10/07 Harding L 34-16
 10/12 at West Alabama L 24-14
 10/21 at Ark.-Monticello W 20-14
 10/28 Delta State L 21-7
 11/04 North Alabama L 26-16
 11/09 Valdosta State L 38-13

TOP RETURNING STATISTICAL PERFORMERS

| Rushing | Att. | Yds. | Avg. | TD | | |
|------------------|------|-------|------|-------|----|------|
| James Kennebrew | 162 | 741 | 4.6 | 5 | | |
| Passing | Att. | Comp. | Pct. | Yds. | TD | Int. |
| Brett Yenser | 175 | 80 | .457 | 964 | 2 | 6 |
| Receiving | No. | Yds. | Avg. | TD | | |
| James Kennebrew | 15 | 206 | 13.7 | 1 | | |
| Tackles | UT | AT | Tot. | Sacks | | |
| Brandon Wheeling | 15 | 18 | 33 | 0.0 | | |

WALDOOSTA STATE



2006 REVIEW



RECAPPING THE 2006 SEASON

GAME No. 6 Valdosta State 20
1 No. 23 Albany State 16
 September 2, 2006
 Albany Municipal Stadium, Albany, Ga.

Valdosta State led for just 23 seconds of the game as the Blazers defeated Albany State 20-16 in Albany Municipal Stadium.

After the Golden Rams kicked a field goal with 4:15 remaining in the game, the Blazers marched 71 yards in 10 plays to score the winning touchdown with just 23 seconds to go in the game. Willie Copeland found Derek Tharpe from nine yards out for the winning score.

ASU opened the scoring in the second quarter on a 32-yard interception return by Eric Crosby, but VSU needed just 2:19 to even the game as Deon Williams dove in from one yard out with 2:11 to go in the half.

Albany State again claimed the lead in the third quarter as Terrance Ransom found Lamont Williams for a 29-yard scoring strike, but the kick was blocked to post the Golden Rams to a 13-7 lead.

The Blazers answered with a four-yard Copeland-to-Tharpe pass with 13:41 to go in the game, but also had a kick blocked to even the game at 13.

| Scoring | 1 | 2 | 3 | 4 | F |
|----------------|---|----|----|---|-------|
| Valdosta State | 9 | 0 | 16 | 7 | -- 32 |
| Albany State | 0 | 10 | 0 | 0 | -- 10 |

Second Quarter

ASU 4:30 Crosby 32-yard interception return (Hawthorne kick)
 VSU 2:11 D. Williams 1-yard run (Gallahan kick)

Third Quarter

ASU 8:52 Williams 29-yard pass from Ransom (kick blocked)

Fourth Quarter

VSU 13:41 Tharpe 4-yard pass from Copeland (kick blocked)
 ASU 4:15 Hawthorne 39-yard field goal
 VSU :23 Tharpe 9-yard pass from Copeland (Z. Williams kick)

Team Statistics

| | VSU | ASU |
|---------------------|---------|--------|
| First Downs | 22 | 12 |
| Rushes-Yards (Net) | 19-108 | 50-153 |
| Passes Att-Comp-Int | 49-29-1 | 15-5-0 |
| Passing Yards (Net) | 346 | 57 |
| Total Offense | 68-454 | 65-210 |
| Punts (Number-Avg.) | 5-33.2 | 9-41.1 |
| Fumbles-Lost | 1-1 | 1-1 |
| Time of Possession | 23:24 | 36:36 |

RUSHING: VSU - Bryant 6-86, Copeland 5-26, Robinson 2-5, Terry 2-(minus 3), D. Williams 4-(minus 6). ASU - Berry 19-60, Ransom 11-41, Neavins 8-40, Flakes 5-11, Allen 1-3, Kyles 1-1, Porter 5-(minus 3).

PASSING: VSU - Copeland 29-48-1-346, Wright 0-1-0-0. ASU - Ransom 4-9-0-40, Flakes 1-6-0-17.

RECEIVING: VSU - Tharpe 8-106, Jones 7-156, Parker 4-35, Aurandt 3-20, D. Williams 2-13, Smith 1-7, Palmer 1-4, Bryant 1-3, Taylor 1-2, Felton 1-0. ASU - Williams 2-31, Render 1-17, Johnson 1-8, Kyles 1-1.

Weather

86 degrees, clear

GAME No. 6 Valdosta State 31
2 Fort Valley State 3
 September 9, 2006
 Bazemore-Hyder Stadium, Valdosta, Ga.

Valdosta State used a stifling defense to overcome a sub-par showing by the offense to defeat Fort Valley State 31-3 in Bazemore-Hyder Stadium.

VSU tallied just 186 yards of total offense, but limited the Wildcats to just 176 total yards, including just 54 rushing yards.

Valdosta State jumped out on top in the second quarter as Willie Copeland threw a pair of touchdown passes. The junior found Zach Parker from 20-yards out for the first score and Derek Tharpe from 23-yards out to post VSU to a lead it wouldn't relinquish.

Chris Jones upped the Blazer lead to 21-0 with a 35-yard interception return in the third before Zachary Williams nailed a 42-yard field to push the advantage to 24-0.

FVSU got a 36-yard field goal from Jake Grubbs in the fourth quarter before Barrett Wilkes closed out the scoring with a 10-yard keeper.

| Scoring | 1 | 2 | 3 | 4 | F |
|-------------------|---|----|----|---|-------|
| Fort Valley State | 0 | 0 | 0 | 3 | -- 3 |
| Valdosta State | 0 | 14 | 10 | 7 | -- 31 |

Second Quarter

VSU 6:53 Parker 20-yard pass from Copeland (Z. Williams kick)
 VSU 3:34 Tharpe 23-yard pass from Copeland (Z. Williams kick)

Third Quarter

VSU 12:04 Jones 35-yard interception return (Z. Williams kick)
 VSU 0:56 Z. Williams 42-yard field goal

Fourth Quarter

FVSU 8:20 Grubbs 36-yard field goal
 VSU 1:40 Wilkes 10-yard run (Z. Williams kick)

Team Statistics

| | FVSU | VSU |
|---------------------|---------|---------|
| First Downs | 11 | 17 |
| Rushes-Yards (Net) | 31-54 | 27-72 |
| Passes Att-Comp-Int | 28-14-2 | 27-13-1 |
| Passing Yards (Net) | 122 | 114 |
| Total Offense | 59-176 | 54-186 |
| Punts (Number-Avg.) | 8-42.6 | 6-41.8 |
| Fumbles-Lost | 2-0 | 0-0 |
| Time of Possession | 33:56 | 26:04 |

Individual Stats

RUSHING: VSU - Terry 9-73, Bryant 5-36, Wilkes 1-10, D. Williams 2-5, Palmer 1-3, Copeland 8-(minus 42). FVSU - Knighton 11-40, West 5-11, Williams 3-8, Moulton 5-7, Samas 2-(minus 4), Brooks 5-(minus 8).

PASSING: VSU - Copeland 27-13-1-114. FVSU - Brooks 21-11-1-80, West 6-3-1-42, Samas 1-0-0-0.

RECEIVING: VSU - Jones 5-56, Tharpe 2-31, Parker 2-20, Terry 1-10, Murray 1-0, Robinson 1-0, D. Williams 1-(minus 3). FVSU - Bentley 5-45, Randall 3-27, Moulton 2-6, Hall 1-30, D. Williams 1-9, Hair 1-8, J. Williams 1-(minus 3)

Weather

88 degrees, clear

RECAPPING THE 2006 SEASON



| | | |
|-------------|---------------------------------------|-----------|
| GAME | No. 5 Valdosta State | 51 |
| 3 | No. 18 Arkansas Tech | 14 |
| | September 23, 2006 | |
| | Bazemore-Hyder Stadium, Valdosta, Ga. | |

| | | |
|-------------|--|-----------|
| GAME | No. 5 Valdosta State | 49 |
| 4 | Ouachita Baptist | 21 |
| | September 28, 2006 | |
| | A.U. Williams Field, Arkadelphia, Ark. | |

Valdosta State tallied 494 yards of total offense as it defeated Arkansas Tech 51-14 in Bazemore-Hyder Stadium in GSC play.

The Blazers had 300 yards passing and 194 yards on the ground while holding the Wonder Boys to 215 total yards.

Willie Copeland threw four touchdown passes and Sherard Reynolds tallied 168 yards on five punt returns.

| Scoring | 1 | 2 | 3 | 4 | F |
|----------------|----|----|---|---|-------|
| Arkansas Tech | 0 | 0 | 7 | 7 | -- 14 |
| Valdosta State | 23 | 14 | 7 | 7 | -- 51 |

First Quarter

- VSU 11:49 Robinson 26-yard pass from Copeland (Z. Williams kick)
- VSU 8:13 Z. Williams 22-yard field goal
- VSU 6:06 Harris 10-yard blocked punt return (kick blocked)
- VSU 0:24 Jones 58-yard pass from Copeland (Z. Williams kick)

Second Quarter

- VSU 12:49 Taylor 2-yard pass from Copeland (Z. Williams kick)
- VSU 7:38 Terry 2-yard run (Z. Williams kick)

Third Quarter

- ATU 9:14 Murphy 42-yard interception return (Cockerham kick)
- VSU 1:44 Tharpe 5-yard pass from Copeland (Z. Williams kick)

Fourth Quarter

- ATU 12:30 Stiger 29-yard pass from Barthel (Cockerham kick)
- VSU 6:39 D. Williams 3-yard run (Z. Williams kick)

Team Statistics

| | ATU | VSU |
|---------------------|---------|---------|
| First Downs | 14 | 20 |
| Rushes-Yards (Net) | 33-82 | 35-194 |
| Passes Att-Comp-Int | 39-15-2 | 41-31-2 |
| Passing Yards (Net) | 133 | 300 |
| Total Offense | 72-215 | 76-494 |
| Punts (Number-Avg.) | 11-36.4 | 4-36.5 |
| Fumbles-Lost | 0-0 | 3-2 |
| Time of Possession | 28:19 | 31:41 |

Individual Stats

RUSHING: VSU - Terry 5-52, Wilkes 4-37, Robinson 6-36, D. Williams 6-25, Bryant 4-24, Ty. Pruitt 5-23, Tillman 1-6, Tu. Pruitt 1-2, Copeland 3-(minus 11). ATU - O'Connor 8-41, Ray 9-33, Vanhook 6-16, Mccoy 5-6, Childress 3-3, Barthel 2-(minus 17).

PASSING: VSU - Copeland 38-29-2-285, Wilkes 2-1-0-11, Tu. Pruitt 1-1-0-4. ATU - Barthel 28-11-2-113, Ray 11-4-0-20.

RECEIVING: VSU - Parker 9-37, Jones 7-105, Taylor 3-26, Tharpe 3-20, Felton 2-63, Robinson 2-26, Griffin 1-11, Ty. Pruitt 1-9, Aurandt 1-5, Vickers 1-4, Reynolds 1-(minus 6). ATU - Stiger 6-65, Gunter 2-18, Caldwell 2-14, Woods 1-14, Rogers 1-9, Vanhook 1-8, McCutcheon 1-3, Mccoy 1-2.

Weather

92 degrees, Sunny and Clear

Willie Copeland threw five touchdown passes as Valdosta State defeated Ouachita Baptist 49-21 at A.U. Williams Field.

Copeland hooked up with Derek Tharpe twice as well as with Zach Parker, Cedric Jones and Allan Tillman as he threw for 332 total yards.

Michael Terry also picked up 107 yards rushing as the Blazers tallied 577 total yards, the fourth most yardage by VSU since Chris Hathcer took over as head coach.

| Scoring | 1 | 2 | 3 | 4 | F |
|------------------|----|----|----|---|-------|
| Valdosta State | 21 | 14 | 14 | 0 | -- 49 |
| Ouachita Baptist | 14 | 0 | 0 | 7 | -- 21 |

First Quarter

- OBU 12:10 Pruitt 35-yard pass from Young (Wright kick)
- VSU 11:10 Parker 9-yard pass from Copeland (Z. Williams kick)
- VSU 5:28 Tharpe 17-yard pass from Copeland (Z. Williams kick)
- OBU 0:46 Steele 13-yard pass from Parker (Wright kick)
- VSU 0:22 Tharpe 16-yard pass from Copeland (Z. Williams kick)

Second Quarter

- VSU 12:12 Jones 60-yard pass from Copeland (Z. Williams kick)
- VSU 8:42 Terry 2-yard run (Z. Williams kick)

Third Quarter

- VSU 10:53 Robinson 14-yard run (Z. Williams kick)
- VSU 4:01 Tillman 60-yard pass from Copeland (Z. Williams kick)

Fourth Quarter

- OBU 10:35 Hill 95-yard fumble return (Wright kick)

Team Statistics

| | VSU | ATU |
|---------------------|---------|---------|
| First Downs | 26 | 18 |
| Rushes-Yards (Net) | 32-213 | 34-117 |
| Passes Att-Comp-Int | 36-28-1 | 29-14-1 |
| Passing Yards (Net) | 364 | 204 |
| Total Offense | 68-577 | 63-321 |
| Punts (Number-Avg.) | 2-36.5 | 6-31.5 |
| Fumbles-Lost | 1-1 | 3-1 |
| Time of Possession | 28:28 | 31:32 |

Individual Stats

RUSHING: VSU - Terry 8-107, Robinson 10-69, Wilkes 5-14, Ty. Pruitt 4-10, Tillman 1-6, Bryant 3-4, Aurandt 1-3. OBU - Jamison 13-47, Johnson 10-37, Parker 6-28, Dale 3-18, Young 2-(minus 13).

PASSING: VSU - Copeland 30-24-0-332, Wilkes 6-4-1-32. OBU - Parker 20-9-1-98, Young 9-5-0-106.

RECEIVING: VSU - Tharpe 6-73, Jones 5-109, Tillman 4-76, Parker 3-60, Aurandt 3-2, Smith 2-25, Robinson 2-13, Felton 1-10, Bryant 1-1, Reynolds 1-(minus 5). OBU - Steele 8-107, Pruitt 2-47, Hill 2-25, Denny 1-18, Wall 1-7.

Weather

69 degrees, Cloudy



RECAPPING THE 2006 SEASON

| | | |
|-------------|--|-----------|
| GAME | No. 5 Valdosta State | 41 |
| 5 | Southern Arkansas | 7 |
| | October 7, 2006 | |
| | Bazemore-Hyder Stadium, Valdosta, Ga. | |

Valdosta State scored on offense, defense and special teams to defeat Southern Arkansas 41-7 in Bazemore-Hyder Stadium.

Cedric Jones caught a pair of first half touchdowns, Shawn Harris returned a blocked punt for a touchdown, Maurice Leggett had a 57-yard fumble return for a touchdown and Sherard Reynolds returned a punt 78 yards for a score as the Blazers raced to a 35-0 half time lead.

The Muleriders avoided the shutout with a 27-yard pass from Josh SanFilippo to Rasheed Rowe in the third quarter, but Valdosta State answered with a Barrett Wilkes-to-Raymond Thomas scoring toss in the fourth to close out the scoring.

| Scoring | 1 | 2 | 3 | 4 | | F |
|-------------------|----|----|---|---|----|----|
| Southern Arkansas | 0 | 0 | 7 | 0 | -- | 7 |
| Valdosta State | 14 | 21 | 0 | 6 | -- | 41 |

First Quarter

- VSU 5:05 Jones 14-yard pass from Copeland (Z. Williams kick)
- VSU 6:06 Harris 4-yard blocked punt return (Z. Williams kick)

Second Quarter

- VSU 13:32 Jones 38-yard pass from Copeland (Z. Williams kick)
- VSU 10:17 Leggett 57-yard fumble return (Z. Williams kick)
- VSU 2:25 Reynolds 78-yard punt return (Z. Williams kick)

Third Quarter

- SAU 13:08 Rowe 27-yard pass from SanFilippo (Korff kick)

Fourth Quarter

- VSU 6:09 Thomas 19-yard pass from Wilkes (kick failed)

| Team Statistics | SAU | VSU |
|---------------------|---------|---------|
| First Downs | 17 | 21 |
| Rushes-Yards (Net) | 44-87 | 27-112 |
| Passes Att-Comp-Int | 27-14-1 | 30-21-1 |
| Passing Yards (Net) | 248 | 261 |
| Total Offense | 71-335 | 57-373 |
| Punts (Number-Avg.) | 8-35.0 | 3-46.7 |
| Fumbles-Lost | 2-2 | 1-1 |
| Time of Possession | 33:51 | 26:09 |

Individual Stats

RUSHING: VSU - Terry 12-77, Bryant 1-22, Williams 5-20, Robinson 5-12, Tu. Pruitt 1-10, Copeland 3-(minus 29). SAU - McDonald 14-33, SanFilippo 9-24, Loucious 6-19, Holyfield 3-9, leans 1-2, Bryant 4-1, Ashley 1-0, Melancon 6-(minus 1).

PASSING: VSU - Copeland 28-19-1-230, Wilkes 1-1-0-19, Tu. Pruitt 1-1-0-12. SAU - Melancon 15-7-0-95, SanFilippo 12-7-1-153.

RECEIVING: VSU - Jones 8-90, Aurandt 4-16, Thomas 3-45, Tillman 2-36, Felton 2-18, Tharpe 1-44, D. Williams 1-12. SAU - Rowe 5-95, Loucious 2-57, Fields 2-20, Holyfield 2-7, Coleman 1-27, Ashley 1-22, Bryant 1-20.

Weather

76 degrees, Sunny

| | | |
|-------------|---------------------------------------|-----------|
| GAME | No. 16 Delta State | 35 |
| 6 | No. 5 Valdosta State | 28 |
| | October 12, 2006 | |
| | Parker Field, Cleveland, Miss. | |

Delta State built a 14-point lead with nine and a half minutes to go and withstood a Valdosta State comeback bid to defeat the Blazers 35-28 at Parker Field.

VSU cut its deficit to 35-28 with five minutes to go and had two chances to even the game, but saw one drive end on an interception on a pass that saw two Blazers tip the ball and a second drive end on downs.

Valdosta State evened the game at 21-21 on the first drive of the second half before the Statesmen gained a pair of touchdown passes from Scott Eyster to build its lead.

| Scoring | 1 | 2 | 3 | 4 | | F |
|----------------|----|---|---|---|----|----|
| Valdosta State | 7 | 7 | 7 | 7 | -- | 28 |
| Delta State | 14 | 7 | 7 | 7 | -- | 35 |

First Quarter

- DSU 10:39 Davis 7-yard run (Halliday kick)
- VSU 8:41 Jones 63-yard pass from Tillman (Z. Williams kick)
- DSU 1:42 Stallings 3-yard pass from Eyster (Halliday kick)

Second Quarter

- DSU 3:25 Cox 16-yard run (Halliday kick)
- VSU 0:29 Tharpe 4-yard pass from Copeland (Z. Williams kick)

Third Quarter

- VSU 10:36 Parker 6-yard pass from Copeland (Z. Williams kick)
- DSU 5:18 Marshall 79-yard pass from Eyster (Halliday kick)

Fourth Quarter

- DSU 9:28 Ricks 15-yard pass from Eyster (Halliday kick)
- VSU 5:15 Aurandt 21-yard pass from Copeland (Z. Williams kick)

| Team Statistics | VSU | DSU |
|---------------------|---------|---------|
| First Downs | 17 | 19 |
| Rushes-Yards (Net) | 21-67 | 30-101 |
| Passes Att-Comp-Int | 44-29-1 | 33-23-0 |
| Passing Yards (Net) | 317 | 334 |
| Total Offense | 65-384 | 63-435 |
| Punts (Number-Avg.) | 5-32.0 | 4-37.5 |
| Fumbles-Lost | 1-0 | 2-1 |
| Time of Possession | 28:22 | 31:38 |

Individual Stats

RUSHING: VSU - Copeland 5-37, Robinson 6-19, Terry 7-15, Tillman 3-(minus 4). DSU - Cox 7-39, Graves 6-25, Davis 7-19, Ricks 3-9, Eyster 4-8, Stallings 3-1.

PASSING: VSU - Copeland 42-28-1-254, Tillman 2-1-0-63. DSU - Eyster 33-23-0-334.

RECEIVING: VSU - Jones 9-151, Aurandt 7-64, Parker 5-25, Tharpe 3-36, Felton 2-6, Vickers 1-26, Robinson 1-9, D. Williams 1-0. DSU - Moore 7-85, R. Davis 6-86, Marshall 4-126, Ricks 4-33, Stallings 1-3, S.Davis 1-1.

Weather

59 degrees, Partly Cloudy

RECAPPING THE 2006 SEASON



| | | |
|-------------|--|-----------|
| GAME | No. 14 Valdosta State | 16 |
| 7 | West Alabama | 14 |
| | October 21, 2006 | |
| | Bazemore-Hyder Stadium, Valdosta, Ga. | |

Valdosta State withstood a comeback bid by West Alabama to defeat the Tigers 16-14 in Gulf South Conference action at Bazemore-Hyder Stadium.

West Alabama scored with less than two minutes to go on a 48-yard pass from James Reiter to Dwian White to close to within two and attempted an onside kick. However, VSU's Detric Smith fielded the kick, allowing the Blazers to kill the remaining time on the clock.

Valdosta State grabbed the lead with a pair of touchdowns in the second quarter. Trailing 7-0, Willie Copeland Derek Tharpe from 15 yards out for the score with 3:08 to go in the half and then connected with Cedric Jones from 15-yards out with 1:04 remaining.

Zachary Williams hit a 31-yard field goal in the third quarter to push the VSU lead to 16-7.

| | | | | | |
|----------------|----------|----------|----------|----------|----------|
| Scoring | 1 | 2 | 3 | 4 | F |
| West Alabama | 7 | 0 | 0 | 7 | -- 14 |
| Valdosta State | 0 | 13 | 3 | 0 | -- 16 |

First Quarter

UWA 6:03 Wright 25-yard run (Warfield kick)

Second Quarter

VSU 3:08 Tharpe 15-yard pass from Copeland (kick failed)
 VSU 1:04 Jones 15-yard pass from Copeland (Z. Williams kick)

Third Quarter

VSU 11:11 Z. Williams 31-yard field goal

Fourth Quarter

UWA 1:32 White 48-yard pass from Reiter (Warfield kick)

Team Statistics

| | UWA | VSU |
|---------------------|------------|------------|
| First Downs | 15 | 23 |
| Rushes-Yards (Net) | 43-172 | 32-54 |
| Passes Att-Comp-Int | 18-8-2 | 52-37-2 |
| Passing Yards (Net) | 166 | 359 |
| Total Offense | 61-338 | 84-413 |
| Punts (Number-Avg.) | 6-34.8 | 5-31.6 |
| Fumbles-Lost | 3-3 | 2-1 |
| Time of Possession | 29:41 | 30:19 |

Individual Stats

RUSHING: VSU - Robinson 10-56, D. Williams 5-7, Callaway 3-7, Terry 3-1, Copeland 8-(minus 9). UWA - Reiter 18-59, Je. Wright 17-56, Jo. Wright 1-25, Pearce 2-24, Tomlin 3-12, Jones 2-(minus 4).

PASSING: VSU - Copeland 51-37-2-359, Wilkes 1-0-0-0. UWA - Reiter 18-8-2-166.

RECEIVING: VSU - Aurandt 13-123, Tillman 6-72, Jones 4-37, Vickers 4-15, Felton 3-29, Tharpe 2-21, D. Williams 1-20, Palmer 1-18, Parker 1-12, Callaway 1-8, Robinson 1-4. UWA - Coach 3-87, Je. Wright 2-10, White 1-48, Jones 1-18, Pearce 1-3.

Weather

79 degrees, Sunny and Calm

| | | |
|-------------|--------------------------------------|-----------|
| GAME | No. 3 North Alabama | 31 |
| 8 | No. 12 Valdosta State | 24 |
| | Overtime, October 28, 2006 | |
| | Braly Stadium, Florence, Ala. | |

Tim Hicks' one-yard dive in the first overtime propelled North Alabama to a 31-24 GSC victory over Valdosta State in Braly Stadium.

The Blazers forced the extra frame by scoring 10 fourth quarter points, including a field goal with 2:06 remaining in regulation. After gaining just 81 yards of total offense in the first half, the Blazers tallied 246 after the intermission while limiting the Lions to just 128. However, UNA registered seven sacks in the game, including one in overtime to seal the win.

| | | | | | | |
|----------------|----------|----------|----------|----------|-----------|----------|
| Scoring | 1 | 2 | 3 | 4 | OT | F |
| Valdosta State | 7 | 7 | 0 | 10 | 0 | 24 |
| North Alabama | 14 | 7 | 3 | 0 | 7 | 31 |

First Quarter

VSU 11:57 Parker 4-yard pass from Copeland (Z. Williams kick)
 UNA 9:29 Merritt 22-yard pass from Milwee (Fukuda kick)
 UNA 6:12 Hicks 1-yard run (Fukuda kick)

Second Quarter

VSU 5:02 Tillman 14-yard pass from Copeland (Z. Williams kick)
 UNA 0:24 Wright 7-yard pass from Merritt (Fukuda kick)

Third Quarter

UNA 1:06 Fukuda 24-yard field goal

Fourth Quarter

VSU 14:56 Tharpe 10-yard pass from Copeland (Z. Williams kick)
 VSU 2:06 Z. Williams 35-yard field goal

Overtime

UNA Hicks 1-yard run (Fukuda kick)

Team Statistics

| | VSU | UNA |
|---------------------|------------|------------|
| First Downs | 15 | 19 |
| Rushes-Yards (Net) | 20-2 | 52-175 |
| Passes Att-Comp-Int | 50-32-3 | 19-15-0 |
| Passing Yards (Net) | 325 | 103 |
| Total Offense | 70-327 | 71-278 |
| Punts (Number-Avg.) | 4-30.5 | 6-33.0 |
| Fumbles-Lost | 2-1 | 2-1 |
| Time of Possession | 24:24 | 35:36 |

Individual Stats

RUSHING: VSU - Robinson 7-34, Callaway 1-2, Wright 1-1, D. Williams 1-(minus 2), Copeland 10-(minus 33). UNA - Hicks 17-52, Milwee 17-45, Lewis 6-30, Merritt 5-25, Packer 6-14, Clark 1-9.

PASSING: VSU - Copeland 49-32-2-325, Wright 1-0-1-0. UNA - Milwee 17-13-0-99, Merritt 2-2-0-4.

RECEIVING: VSU - Jones 9-78, Tharpe 6-98, Felton 6-43, Aurandt 5-27, Robinson 3-62, Tillman 2-13, Parker 1-4. UNA - Merritt 7-56, Lewis 3-24, Messing 2-20, Wright 1-7, Packer 1-(minus 1), Milwee 1-(minus 3).

Weather

63 degrees, Clear



RECAPPING THE 2006 SEASON

| | | |
|-------------|--|-----------|
| GAME | No. 16 Valdosta State | 51 |
| 9 | Arkansas-Monticello | 3 |
| | November 4, 2006 | |
| | Bazemore-Hyder Stadium, Valdosta, Ga. | |

Valdosta State jumped out to a 30-0 halftime lead in rolling to a 51-3 Gulf South Conference victory over Arkansas-Monticello in Bazemore-Hyder Stadium.

The Boll Weevils got a field goal in the third quarter, but saw VSU score three touchdowns in the fourth for the victory.

The game marked the first time since the national championship game in 2004 that VSU gained more yards on the ground than through the air.

| Scoring | 1 | 2 | 3 | 4 | F |
|---------------------|----|----|---|----|-------|
| Arkansas-Monticello | 0 | 0 | 3 | 0 | -- 3 |
| Valdosta State | 17 | 13 | 0 | 21 | -- 51 |

First Quarter

- VSU 9:37 Tharpe 2-yard pass from Copeland (Z. Williams kick)
- VSU 8:30 Z. Williams 32-yard field goal
- VSU 4:18 Robinson 42-yard run (Z. Williams kick)

Second Quarter

- VSU 13:11 Robinson 27-yard run (Z. Williams kick)
- VSU 2:34 Z. Williams 45-yard field goal
- VSU 0:05 Z. Williams 39-yard field goal

Third Quarter

- UAM 8:20 Guardia 41-yard field goal

Fourth Quarter

- VSU 13:54 D. Williams 46-yard run (Z. Williams kick)
- VSU 4:02 Ty. Pruitt 6-yard run (Z. Williams kick)
- VSU 1:45 Bryant 79-yard interception return (Z. Williams kick)

Team Statistics

| | UAM | VSU |
|---------------------|---------|---------|
| First Downs | 11 | 16 |
| Rushes-Yards (Net) | 38-94 | 27-223 |
| Passes Att-Comp-Int | 24-11-1 | 29-18-1 |
| Passing Yards (Net) | 123 | 152 |
| Total Offense | 62-217 | 56-375 |
| Punts (Number-Avg.) | 8-37.1 | 4-35.0 |
| Fumbles-Lost | 5-2 | 4-2 |
| Time of Possession | 34:01 | 25:59 |

Individual Stats

RUSHING: VSU - Robinson 11-121, D. Williams 7-67, Ty. Pruitt 4-14, Jones 1-9, Palmer 1-8, Copeland 2-8, Wilkes 1-(minus 4). UAM - Shipp 14-52, Williams 13-38, Fryfogle 3-4, Fredrick 7-4, McDonald 1-(minus 4).

PASSING: VSU - Copeland 26-16-1-126, Wilkes 3-2-0-26. UAM - Fredrick 20-10-1-105, McDonald 4-1-0-18.

RECEIVING: VSU - Aurandt 4-45, Jones 4-33, Felton 3-21, Tillman 2-26, Tharpe 2-16, Robinson 2-3, D. Williams 1-8. UAM - Martin 3-24, Dixon 2-28, Arnett 1-18, Dunn 1-15, Stanford 1-14, Williams 1-10, Rodriguez 1-10, Fryfogle 1-4.

Weather

70 degrees, Sunny

| | | |
|-------------|---|-----------|
| GAME | No. 13 Valdosta State | 38 |
| 10 | West Georgia | 13 |
| | November 8, 2006 | |
| | Grisham Stadium, Carrollton, Ga. | |

Valdosta State forced four interceptions while holding West Georgia to 177 yards of total offense as the Blazers defeated the Wolves 38-13 in Gulf South Conference action at Grisham Stadium.

Two of the Blazer interceptions came in the red zone and a third was returned 51 yards for a score as the Blazers won the Peach Basket for the fifth time in six years.

VSU scored 21 first half points and added another 10 in the third quarter before West Georgia answered with a pair of touchdowns. However, Sherard Reynolds' interception return less than two minutes into the fourth quarter sealed the victory for the Blazers.

| Scoring | 1 | 2 | 3 | 4 | F |
|----------------|----|---|----|---|-------|
| Valdosta State | 14 | 7 | 10 | 7 | -- 38 |
| West Georgia | 0 | 0 | 13 | 0 | -- 13 |

First Quarter

- VSU 6:54 Felton 39-yard pass from Copeland (Z. Williams kick)
- VSU 0:58 Robinson 2-yard run (Z. Williams kick)

Second Quarter

- VSU 6:22 Jones 29-yard pass from Copeland (Z. Williams kick)

Third Quarter

- VSU 11:21 Z. Williams 36-yard field goal
- VSU 7:50 Jones 34-yard pass from Copeland (Z. Williams kick)
- UWG 3:40 Kennebrew 6-yard run (Hale kick)
- UWG 1:27 Kennebrew 5-yard run (kick failed)

Fourth Quarter

- VSU 13:15 Reynolds 51-yard interception return (Z. Williams kick)

Team Statistics

| | VSU | UWG |
|---------------------|---------|--------|
| First Downs | 20 | 12 |
| Rushes-Yards (Net) | 32-23 | 31-90 |
| Passes Att-Comp-Int | 33-23-0 | 20-7-4 |
| Passing Yards (Net) | 292 | 87 |
| Total Offense | 65-315 | 51-177 |
| Punts (Number-Avg.) | 3-18.0 | 3-34.7 |
| Fumbles-Lost | 2-0 | 1-0 |
| Time of Possession | 31:53 | 28:07 |

Individual Stats

RUSHING: VSU - Robinson 9-40, Wilkes 2-10, Copeland 12-8, Palmer 2-7, D. Williams 1-(minus 1), Jones 2-(minus 4), Callaway 1-(minus 4). UWG - Kennebrew 18-73, Patrick 9-38, Poole 4-(minus 21).

PASSING: VSU - Copeland 33-23-0-292. UWG - Poole 15-5-3-56, Yenser 5-2-1-31.

RECEIVING: VSU - Jones 8-96, Felton 6-131, Aurandt 3-19, Tharpe 3-19, Robinson 2-18, Tillman 1-9. UWG - Holbrook 3-55, Davis 2-17, Patrick 1-12, Coon 1-3.

Weather

60 degrees, Clear

RECAPPING THE 2006 SEASON



2006 TEAM STATS

| | VSU | OPP |
|--------------------------------|------------|------------|
| SCORING | 349 | 157 |
| Points Per Game | 34.9 | 15.7 |
| FIRST DOWNS | 197 | 148 |
| Rushing | 75 | 62 |
| Passing | 107 | 71 |
| Penalty | 15 | 15 |
| RUSHING YARDAGE | 1068 | 1125 |
| Yards gained rushing | 1469 | 1430 |
| Yards lost rushing | 401 | 305 |
| Rushing Attempts | 272 | 386 |
| Average Per Rush | 3.9 | 2.9 |
| Average Per Game | 106.8 | 112.5 |
| TDs Rushing | 11 | 7 |
| PASSING YARDAGE | 2830 | 1577 |
| Att-Cmp-Int | 391-261-13 | 252-126-13 |
| Average Per Pass | 7.2 | 6.3 |
| Average Per Catch | 10.8 | 12.5 |
| Average Per Game | 283.0 | 157.7 |
| TDs Passing | 29 | 11 |
| TOTAL OFFENSE | 3898 | 2702 |
| Total Plays | 663 | 638 |
| Average Per Play | 5.9 | 4.2 |
| Average Per Game | 389.8 | 270.2 |
| KICK RETURNS: #-YARDS | 30-500 | 59-1008 |
| PUNT RETURNS: #-YARDS | 39-674 | 13-46 |
| INT RETURNS: #-YARDS | 13-292 | 13-184 |
| KICK RETURN AVERAGE | 16.7 | 17.1 |
| PUNT RETURN AVERAGE | 17.3 | 3.5 |
| INT RETURN AVERAGE | 22.5 | 14.2 |
| FUMBLES-LOST | 17-9 | 21-11 |
| PENALTIES-YARDS | 83-755 | 62-498 |
| Average Per Game | 75.5 | 49.8 |
| PUNTS-YARDS | 41-1410 | 69-2538 |
| Average Per Punt | 34.4 | 36.8 |
| Net punt average | 33.3 | 27.0 |
| TIME OF POSSESSION/GAME | 27:40 | 32:20 |
| 3RD-DOWN CONVERSIONS | 54/124 | 46/147 |
| 3rd-Down Pct | 44% | 31% |
| 4TH-DOWN CONVERSIONS | 5/13 | 8/17 |
| 4th-Down Pct | 38% | 47% |
| SACKS BY-YARDS | 22-146 | 28-218 |
| MISC YARDS | 57 | 103 |
| TOUCHDOWNS SCORED | 47 | 21 |
| FIELD GOALS-ATTEMPTS | 8-12 | 4-7 |
| PAT-ATTEMPTS | 43-47 | 19-21 |
| ATTENDANCE | 26199 | 36080 |
| Games/Avg Per Game | 5/5240 | 5/7216 |

2006 SCORE BY QUARTERS

| | 1st | 2nd | 3rd | 4th | OT | Total |
|----------------|-----|-----|-----|-----|----|-------|
| Valdosta State | 103 | 117 | 51 | 78 | 0 | 349 |
| Opponents | 49 | 21 | 46 | 34 | 7 | 157 |

2006 INDIVIDUAL STATS

| RUSHING | GP | Att. | Gain | Loss | Net | YPC | TD | Long | YPG |
|-----------------------|-----------|------------|-------------|------------|-------------|------------|-----------|-----------|--------------|
| Rashawn Robinson | 10 | 66 | 413 | 21 | 392 | 5.9 | 4 | 42 | 39.2 |
| Michael Terry | 7 | 46 | 333 | 10 | 323 | 7.0 | 2 | 48 | 46.1 |
| Chad Bryant | 7 | 19 | 189 | 17 | 172 | 9.1 | 0 | 42 | 24.6 |
| Deon Williams | 9 | 31 | 137 | 22 | 115 | 3.7 | 3 | 46 | 12.8 |
| Barrett Wilkes | 7 | 13 | 76 | 9 | 67 | 5.2 | 1 | 12 | 9.6 |
| Tyler Pruitt | 9 | 13 | 50 | 3 | 47 | 3.6 | 1 | 8 | 5.2 |
| Scott Palmer | 10 | 4 | 18 | 0 | 18 | 4.5 | 0 | 8 | 1.8 |
| Tucker Pruitt | 3 | 2 | 12 | 0 | 12 | 6.0 | 0 | 10 | 4.0 |
| Allan Tillman | 9 | 5 | 15 | 7 | 8 | 1.6 | 0 | 6 | 0.9 |
| Cedric Jones | 10 | 3 | 10 | 5 | 5 | 1.7 | 0 | 9 | 0.5 |
| Clay Callaway | 5 | 5 | 13 | 8 | 5 | 1.0 | 0 | 11 | 1.0 |
| Tyler Aurandt | 10 | 1 | 3 | 0 | 3 | 3.0 | 0 | 3 | 0.3 |
| Steven Wright | 10 | 1 | 1 | 0 | 1 | 1.0 | 0 | 1 | 0.1 |
| Willie Copeland | 10 | 56 | 199 | 244 | -45 | -0.8 | 0 | 20 | -4.5 |
| TEAM | 4 | 7 | 0 | 55 | -55 | -7.9 | 0 | 0 | -13.8 |
| Valdosta State | 10 | 272 | 1469 | 401 | 1068 | 3.9 | 11 | 48 | 106.8 |
| Opponents | 10 | 386 | 1430 | 305 | 1125 | 2.9 | 7 | 27 | 112.5 |

| PASSING | G | Effic | Att-Cmp-Int | Pct | Yds | TD | Lng | YPG |
|-----------------------|-----------|---------------|-------------------|-------------|-------------|-----------|-----------|--------------|
| Willie Copeland | 10 | 145.37 | 372-250-11 | 67.2 | 2663 | 27 | 67 | 266.3 |
| Barrett Wilkes | 7 | 128.40 | 13-8-1 | 61.5 | 88 | 1 | 19 | 12.6 |
| Tucker Pruitt | 3 | 167.20 | 2-2-0 | 100.0 | 16 | 0 | 12 | 5.3 |
| Allan Tillman | 9 | 479.60 | 2-1-0 | 50.0 | 63 | 1 | 63 | 7.0 |
| Steven Wright | 10 | -100.00 | 2-0-1 | 0.0 | 0 | 0 | 0 | 0.0 |
| R. Robinson | 10 | 0.00 | 0-0-0 | 0.0 | 0 | 0 | 0 | 0.0 |
| Valdosta State | 10 | 145.38 | 391-261-13 | 66.8 | 2830 | 29 | 67 | 283.0 |
| Opponents | 10 | 106.65 | 252-126-13 | 50.0 | 1577 | 11 | 79 | 157.7 |

| RECEIVING | G | No. | Yds | YPC | TD | Long | YPG |
|-----------------------|-----------|------------|-------------|-------------|-----------|-----------|--------------|
| Cedric Jones | 10 | 66 | 911 | 13.8 | 8 | 67 | 91.1 |
| Tyler Aurandt | 10 | 43 | 321 | 7.5 | 1 | 21 | 32.1 |
| Derek Tharpe | 10 | 36 | 464 | 12.9 | 10 | 44 | 46.4 |
| Jeffrey Felton | 10 | 26 | 321 | 12.3 | 1 | 56 | 32.1 |
| Zach Parker | 10 | 25 | 193 | 7.7 | 4 | 43 | 19.3 |
| Allan Tillman | 9 | 17 | 232 | 13.6 | 2 | 60 | 25.8 |
| R. Robinson | 10 | 14 | 135 | 9.6 | 1 | 51 | 13.5 |
| Deon Williams | 9 | 7 | 50 | 7.1 | 0 | 20 | 5.6 |
| Reggie Vickers | 7 | 6 | 45 | 7.5 | 0 | 26 | 6.4 |
| Travis Taylor | 3 | 4 | 28 | 7.0 | 1 | 17 | 9.3 |
| Raymond Thomas | 7 | 3 | 45 | 15.0 | 1 | 19 | 6.4 |
| Dedric Smith | 8 | 3 | 32 | 10.7 | 0 | 18 | 4.0 |
| Scott Palmer | 10 | 2 | 22 | 11.0 | 0 | 18 | 2.2 |
| Chad Bryant | 7 | 2 | 4 | 2.0 | 0 | 3 | 0.6 |
| Sherard Reynolds | 10 | 2 | -11 | -5.5 | 0 | 0 | -1.1 |
| Jerrell Griffin | 2 | 1 | 11 | 11.0 | 0 | 11 | 5.5 |
| Michael Terry | 7 | 1 | 10 | 10.0 | 0 | 10 | 1.4 |
| Tyler Pruitt | 9 | 1 | 9 | 9.0 | 0 | 9 | 1.0 |
| Clay Callaway | 5 | 1 | 8 | 8.0 | 0 | 8 | 1.6 |
| Chris Murray | 2 | 1 | 0 | 0.0 | 0 | 0 | 0.0 |
| Valdosta State | 10 | 261 | 2830 | 10.8 | 29 | 67 | 283.0 |
| Opponents | 10 | 126 | 1577 | 12.5 | 11 | 79 | 157.7 |



RECAPPING THE 2006 SEASON

2006 INDIVIDUAL STATS

| FIELD GOALS | FGM-FGA | Pct | 01-19 | 20-29 | 30-39 | 40-49 | 50-99 | Lg | Blk |
|---------------|---------|------|-------|-------|-------|-------|-------|----|-----|
| Chad Gallahan | 0-2 | 0.0 | 0-0 | 0-1 | 0-1 | 0-0 | 0-0 | 0 | 0 |
| Z. Williams | 8-10 | 80.0 | 0-0 | 1-2 | 5-5 | 2-3 | 0-0 | 45 | 0 |

| FG SEQUENCE | Valdosta State | OPPONENTS |
|---------------------|----------------|-----------|
| Albany State | 31,24 | (39) |
| Fort Valley State | (42) | 42,(36) |
| Arkansas Tech | (22) | - |
| Ouachita Baptist | - | - |
| Southern Arkansas | 29 | 32 |
| Delta State | - | - |
| West Alabama | (31),42 | - |
| North Alabama | (35) | (24) |
| Arkansas-Monticello | (32),(45),(39) | (41) |
| West Georgia | (36) | 37 |

| SCORING | TD | FGs | PATs | | | | | | Saf | Pts |
|-----------------------|-----------|-------------|--------------|------------|----------|------------|----------|----------|----------|------------|
| | | | Kick | Rush | Rcv | Pass | DXP | Saf | | |
| Z. Williams | 0 | 8-10 | 42-45 | 0-0 | 0 | 0-0 | 0 | 0 | 0 | 66 |
| Derek Tharpe | 10 | 0-0 | 0-0 | 0-0 | 0 | 0-0 | 0 | 0 | 0 | 60 |
| Cedric Jones | 8 | 0-0 | 0-0 | 0-0 | 0 | 0-0 | 0 | 0 | 0 | 48 |
| R. Robinson | 5 | 0-0 | 0-0 | 0-0 | 0 | 0-0 | 0 | 0 | 0 | 30 |
| Zach Parker | 4 | 0-0 | 0-0 | 0-0 | 0 | 0-0 | 0 | 0 | 0 | 24 |
| Deon Williams | 3 | 0-0 | 0-0 | 0-0 | 0 | 0-0 | 0 | 0 | 0 | 18 |
| Michael Terry | 2 | 0-0 | 0-0 | 0-0 | 0 | 0-0 | 0 | 0 | 0 | 12 |
| Allan Tillman | 2 | 0-0 | 0-0 | 0-0 | 0 | 0-0 | 0 | 0 | 0 | 12 |
| Shawn Harris | 2 | 0-0 | 0-0 | 0-0 | 0 | 0-0 | 0 | 0 | 0 | 12 |
| S. Reynolds | 2 | 0-0 | 0-0 | 0-0 | 0 | 0-0 | 0 | 0 | 0 | 12 |
| Barrett Wilkes | 1 | 0-0 | 0-0 | 0-0 | 0 | 0-0 | 0 | 0 | 0 | 6 |
| Jeffrey Felton | 1 | 0-0 | 0-0 | 0-0 | 0 | 0-0 | 0 | 0 | 0 | 6 |
| Raymond Thomas | 1 | 0-0 | 0-0 | 0-0 | 0 | 0-0 | 0 | 0 | 0 | 6 |
| Travis Taylor | 1 | 0-0 | 0-0 | 0-0 | 0 | 0-0 | 0 | 0 | 0 | 6 |
| Tyler Pruitt | 1 | 0-0 | 0-0 | 0-0 | 0 | 0-0 | 0 | 0 | 0 | 6 |
| Chris Jones | 1 | 0-0 | 0-0 | 0-0 | 0 | 0-0 | 0 | 0 | 0 | 6 |
| Adrian Bryant | 1 | 0-0 | 0-0 | 0-0 | 0 | 0-0 | 0 | 0 | 0 | 6 |
| Tyler Aurandt | 1 | 0-0 | 0-0 | 0-0 | 0 | 0-0 | 0 | 0 | 0 | 6 |
| Maurice Leggett | 1 | 0-0 | 0-0 | 0-0 | 0 | 0-0 | 0 | 0 | 0 | 6 |
| Chad Gallahan | 0 | 0-2 | 1-2 | 0-0 | 0 | 0-0 | 0 | 0 | 0 | 1 |
| Valdosta State | 47 | 8-12 | 43-47 | 0-0 | 0 | 0-0 | 0 | 0 | 0 | 349 |
| Opponents | 21 | 4-7 | 19-21 | 0-0 | 0 | 0-0 | 0 | 0 | 0 | 157 |

| PUNTING | No. | Yds | Avg | Long | TB | FC | I20 | Blkd |
|-----------------------|-----------|-------------|-------------|-----------|----------|-----------|-----------|----------|
| Steven Wright | 40 | 1410 | 35.2 | 52 | 1 | 13 | 18 | 1 |
| TEAM | 1 | 0 | 0.0 | 0 | 0 | 0 | 0 | 0 |
| Valdosta State | 41 | 1410 | 34.4 | 52 | 1 | 13 | 18 | 1 |
| Opponents | 69 | 2538 | 36.8 | 58 | 1 | 9 | 15 | 4 |

| TOTAL OFFENSE | G | Plays | Rush | Pass | Total | Avg/G |
|-----------------------|-----------|------------|-------------|-------------|-------------|--------------|
| Willie Copeland | 10 | 428 | -45 | 2663 | 2618 | 261.8 |
| R. Robinson | 10 | 66 | 392 | 0 | 392 | 39.2 |
| Michael Terry | 7 | 46 | 323 | 0 | 323 | 46.1 |
| Chad Bryant | 7 | 19 | 172 | 0 | 172 | 24.6 |
| Barrett Wilkes | 7 | 26 | 67 | 88 | 155 | 22.1 |
| Deon Williams | 9 | 31 | 115 | 0 | 115 | 12.8 |
| Allan Tillman | 9 | 7 | 8 | 63 | 71 | 7.9 |
| Tyler Pruitt | 9 | 13 | 47 | 0 | 47 | 5.2 |
| Tucker Pruitt | 3 | 4 | 12 | 16 | 28 | 9.3 |
| Scott Palmer | 10 | 4 | 18 | 0 | 18 | 1.8 |
| Cedric Jones | 10 | 3 | 5 | 0 | 5 | 0.5 |
| Clay Callaway | 5 | 5 | 5 | 0 | 5 | 1.0 |
| Tyler Aurandt | 10 | 1 | 3 | 0 | 3 | 0.3 |
| Steven Wright | 10 | 3 | 1 | 0 | 1 | 0.1 |
| TEAM | 4 | 7 | -55 | 0 | -55 | -13.8 |
| Valdosta State | 10 | 663 | 1068 | 2830 | 3898 | 389.8 |
| Opponents | 10 | 638 | 1125 | 1577 | 2702 | 270.2 |

| ALL PURPOSE | G | Rush | Rec | PR | KOR | IR | Tot | Avg/G |
|-----------------------|-----------|-------------|-------------|------------|-------------|------------|-------------|--------------|
| Cedric Jones | 10 | 5 | 911 | 0 | 0 | 0 | 916 | 91.6 |
| Sherard Reynolds | 10 | 0 | -11 | 496 | 81 | 81 | 647 | 64.7 |
| R. Robinson | 10 | 392 | 135 | 0 | 65 | 0 | 592 | 59.2 |
| Tyler Aurandt | 10 | 3 | 321 | 82 | 116 | 0 | 522 | 52.2 |
| Derek Tharpe | 10 | 0 | 464 | 0 | 0 | 0 | 464 | 46.4 |
| Michael Terry | 7 | 323 | 10 | 0 | 0 | 0 | 333 | 47.6 |
| Jeffrey Felton | 10 | 0 | 321 | 0 | 0 | 0 | 321 | 32.1 |
| Allan Tillman | 9 | 8 | 232 | 0 | 27 | 0 | 267 | 29.7 |
| Deon Williams | 9 | 115 | 50 | 0 | 95 | 0 | 260 | 28.9 |
| Zach Parker | 10 | 0 | 193 | 0 | 0 | 0 | 193 | 19.3 |
| Chad Bryant | 7 | 172 | 4 | 0 | 0 | 0 | 176 | 25.1 |
| Adrian Bryant | 1 | 0 | 0 | 0 | 0 | 79 | 79 | 79.0 |
| Maurice Leggett | 10 | 0 | 0 | 17 | 48 | 3 | 68 | 6.8 |
| Barrett Wilkes | 7 | 67 | 0 | 0 | 0 | 0 | 67 | 9.6 |
| Travis Taylor | 3 | 0 | 28 | 14 | 24 | 0 | 66 | 22.0 |
| Tyler Pruitt | 9 | 47 | 9 | 0 | 0 | 0 | 56 | 6.2 |
| Raymond Thomas | 7 | 0 | 45 | 4 | 0 | 0 | 49 | 7.0 |
| Shawn Harris | 10 | 0 | 0 | 33 | 0 | 14 | 47 | 4.7 |
| W. Montford | 10 | 0 | 0 | 0 | 0 | 46 | 46 | 4.6 |
| Scott Palmer | 10 | 18 | 22 | 0 | 5 | 0 | 45 | 4.5 |
| Reggie Vickers | 7 | 0 | 45 | 0 | 0 | 0 | 45 | 6.4 |
| Chris Jones | 10 | 0 | 0 | 0 | 0 | 35 | 35 | 3.5 |
| Kevin Bray | 10 | 0 | 0 | 0 | 0 | 34 | 34 | 3.4 |
| Dedric Smith | 8 | 0 | 32 | 0 | 0 | 0 | 32 | 4.0 |
| Eric Williams | 10 | 0 | 0 | 28 | 0 | 0 | 28 | 2.8 |
| Steve Betros | 9 | 0 | 0 | 0 | 25 | 0 | 25 | 2.8 |
| Donnie Powell | 5 | 0 | 0 | 0 | 14 | 0 | 14 | 2.8 |
| Clay Callaway | 5 | 5 | 8 | 0 | 0 | 0 | 13 | 2.6 |
| Tucker Pruitt | 3 | 12 | 0 | 0 | 0 | 0 | 12 | 4.0 |
| Jerrell Griffin | 2 | 0 | 11 | 0 | 0 | 0 | 11 | 5.5 |
| Steven Wright | 10 | 1 | 0 | 0 | 0 | 0 | 1 | 0.1 |
| Willie Copeland | 10 | -45 | 0 | 0 | 0 | 0 | -45 | -4.5 |
| TEAM | 4 | -55 | 0 | 0 | 0 | 0 | -55 | -13.8 |
| Valdosta State | 10 | 1068 | 2830 | 674 | 500 | 292 | 5364 | 536.4 |
| Opponents | 10 | 1125 | 1577 | 46 | 1008 | 184 | 3940 | 394.0 |

RECAPPING THE 2006 SEASON



2006 INDIVIDUAL STATS

| PUNT RETURNS | No. | Yds | Avg | TD | Long |
|-----------------------|-----------|------------|-------------|----------|-----------|
| S. Reynolds | 30 | 496 | 16.5 | 1 | 78 |
| Tyler Aurandt | 4 | 82 | 20.5 | 0 | 55 |
| Raymond Thomas | 1 | 4 | 4.0 | 0 | 4 |
| Maurice Leggett | 1 | 17 | 17.0 | 0 | 0 |
| Travis Taylor | 1 | 14 | 14.0 | 0 | 0 |
| Shawn Harris | 1 | 33 | 33.0 | 2 | 10 |
| Eric Williams | 1 | 28 | 28.0 | 0 | 16 |
| Valdosta State | 39 | 674 | 17.3 | 3 | 78 |
| Opponents | 13 | 46 | 3.5 | 0 | 12 |

| KICK RETURNS | No. | Yds | Avg | TD | Long |
|-----------------------|-----------|-------------|-------------|----------|-----------|
| S. Reynolds | 6 | 81 | 13.5 | 0 | 29 |
| Tyler Aurandt | 5 | 116 | 23.2 | 0 | 59 |
| Deon Williams | 4 | 95 | 23.8 | 0 | 33 |
| Allan Tillman | 3 | 27 | 9.0 | 0 | 14 |
| Steve Betros | 2 | 25 | 12.5 | 0 | 13 |
| Maurice Leggett | 2 | 48 | 24.0 | 0 | 35 |
| Travis Taylor | 2 | 24 | 12.0 | 0 | 0 |
| R. Robinson | 2 | 65 | 32.5 | 0 | 32 |
| Scott Palmer | 1 | 5 | 5.0 | 0 | 0 |
| Donnie Powell | 1 | 14 | 14.0 | 0 | 14 |
| Tyler Pruitt | 1 | 0 | 0.0 | 0 | 0 |
| Dedric Smith | 1 | 0 | 0.0 | 0 | 0 |
| Valdosta State | 30 | 500 | 16.7 | 0 | 59 |
| Opponents | 59 | 1008 | 17.1 | 0 | 35 |

| INTERCEPTIONS | No. | Yds | Avg | TD | Long |
|-----------------------|-----------|------------|-------------|----------|-----------|
| Maurice Leggett | 3 | 3 | 1.0 | 0 | 3 |
| S. Reynolds | 3 | 81 | 27.0 | 1 | 51 |
| Shawn Harris | 2 | 14 | 7.0 | 0 | 14 |
| Adrian Bryant | 1 | 79 | 79.0 | 1 | 79 |
| W. Montford | 1 | 46 | 46.0 | 0 | 46 |
| Kevin Bray | 1 | 34 | 34.0 | 0 | 34 |
| Chris Jones | 1 | 35 | 35.0 | 1 | 35 |
| Joseph McCauley | 1 | 0 | 0.0 | 0 | 0 |
| Valdosta State | 13 | 292 | 22.5 | 3 | 79 |
| Opponents | 13 | 184 | 14.2 | 2 | 42 |

| FUMBLE RETURNS | No. | Yds | Avg | TD | Long |
|-----------------------|----------|------------|-------------|----------|-----------|
| Maurice Leggett | 1 | 57 | 57.0 | 1 | 57 |
| Valdosta State | 1 | 57 | 57.0 | 1 | 57 |
| Opponents | 2 | 103 | 51.5 | 1 | 95 |

2006 TEAM GAME-BY-GAME STATISTICS

| Opponent | Score | First Downs | Rushing No.-Yards | Passing Att.-Comp.-Int | Yards | Total Offense Plays | Yards | Return Yards | Penalty Yards | T/O |
|---------------------|----------------|----------------|--------------------------|------------------------------|------------------|---------------------|------------------|------------------|----------------|--------------|
| Albany State | 20-16 | 22/12 | 19-108/50-153 | 49-29-1/15-5-0 | 346/57 | 68/65 | 454/210 | 67/108 | 69/68 | 2/1 |
| FORT VALLEY STATE | 31-3 | 17/11 | 27-72/31-54 | 27-13-1/28-14-2 | 114/122 | 54/59 | 186/176 | 145/127 | 72/99 | 1/2 |
| ARKANSAS TECH | 51-14 | 20/14 | 35-194/33-82 | 41-31-2/39-15-2 | 300/133 | 76/72 | 494/215 | 268/215 | 90/55 | 4/2 |
| Ouachita Baptist | 49-21 | 26/18 | 32-213/34-117 | 36-28-1/29-14-1 | 364/204 | 68/63 | 577/321 | 151/238 | 65/15 | 2/2 |
| SOUTHERN ARKANSAS | 41-7 | 21/17 | 27-112/44-87 | 30-21-1/27-14-1 | 261/248 | 57/71 | 373/335 | 232/129 | 129/41 | 2/3 |
| Delta State | 28-35 | 17/19 | 21-67/30-101 | 44-29-1/33-23-0 | 317/334 | 65/63 | 384/435 | 94/76 | 55/65 | 1/1 |
| WEST ALABAMA | 16-14 | 23/15 | 32-54/43-172 | 52-37-2/18-8-2 | 359/166 | 84/61 | 413/338 | 73/89 | 66/42 | 3/5 |
| North Alabama | 24-31 | 15/19 | 20-2/52-175 | 50-32-3/19-15-0 | 325/103 | 70/71 | 327/278 | 144/74 | 102/46 | 4/1 |
| ARKANSAS-MONTICELLO | 51-3 | 16/11 | 27-223/38-94 | 29-18-1/24-11-1 | 152/123 | 56/62 | 375/217 | 188/112 | 37/22 | 3/3 |
| West Georgia | 38-13 | 20/12 | 32-23/31-90 | 33-23-0/20-7-4 | 292/87 | 65/51 | 315/177 | 161/173 | 70/45 | 0/4 |
| Totals | 349-157 | 197/148 | 272-1068/386-1125 | 391-261-13/252-126-13 | 2830/1577 | 663/638 | 3898/2702 | 1523/1341 | 755/498 | 22/24 |

| Opponent | 3rd Down Conversions | 4th Down Conversions | Time of Possession | TOP Margin | Average Yds/Rush | Average Yds/Pass | Average Yds/Play | Punting Numvers-Avg. |
|---------------------|----------------------|----------------------|----------------------|---------------|------------------|------------------|------------------|------------------------|
| Albany State | 2-11/4-17 | 2-3/3-3 | 23:24/36:36 | -13:12 | 5.7/3.1 | 7.1/3.8 | 6.7/3.2 | 5-33.2/9-41.1 |
| FORT VALLEY STATE | 1-7/3-13 | 0-0/0-0 | 26:04/33:56 | -7:52 | 2.7/1.7 | 4.2/4.4 | 3.4/3.0 | 6-41.8/8-42.6 |
| ARKANSAS TECH | 3-12/6-19 | 1-1/0-1 | 31:41/28:19 | 3:22 | 5.5/2.5 | 7.3/3.4 | 6.5/3.0 | 4-36.5/11-36.4 |
| Ouachita Baptist | 7-11/6-14 | 1-2/0-2 | 28:28/31:32 | -3:04 | 6.7/3.4 | 10.1/7.0 | 8.5/5.1 | 2-36.5/6-31.5 |
| SOUTHERN ARKANSAS | 5-9/5-17 | 0-0/0-1 | 26:09/33:51 | -7:42 | 4.1/2.0 | 8.7/9.2 | 6.5/4.7 | 3-46.7/8-35.0 |
| Delta State | 9-15/10-15 | 0-1/1-1 | 28:22/31:38 | -3:16 | 3.2/3.4 | 7.2/10.1 | 5.9/6.9 | 5-32.0/4-37.5 |
| WEST ALABAMA | 7-17/4-14 | 0-1/2-2 | 30:19/29:41 | 0:38 | 1.7/4.0 | 6.9/9.2 | 4.9/5.5 | 5-31.6/6-34.8 |
| North Alabama | 6-17/2-13 | 1-4/1-3 | 24:24/35:36 | -11:12 | 0.1/3.4 | 6.5/5.4 | 4.7/3.9 | 4-30.5/6-33.0 |
| ARKANSAS-MONTICELLO | 5-11/3-15 | 0-0/1-3 | 25:59/34:01 | -8:02 | 8.3/2.5 | 5.2/5.1 | 6.7/3.5 | 4-35.0/8-37.1 |
| West Georgia | 9-14/3-10 | 0-1/0-1 | 31:53/28:07 | 3:46 | 0.7/2.9 | 8.8/4.3 | 4.8/3.5 | 3-18.0/3-34.7 |
| Totals | 54-124/46-147 | 5-13/8-17 | 276:43/323:17 | -46:34 | 3.9/2.9 | 7.2/6.3 | 5.9/4.2 | 41-34.4/69-36.8 |



RECAPPING THE 2006 SEASON

2006 DEFENSIVE STATISTICS

| | GP | -----Tackles----- | | | TFL/Yds | -Sacks- | -----Pass Def----- | | | --Fumbles-- | | Blkd Kick | Saf |
|-----------------------|-----------|-------------------|------------|------------|---------------|---------------|--------------------|-----------|-----------|--------------|-----------|-----------|----------|
| | | Solo | Ast | Total | | | No-Yards | Int-Yds | BrUp | QBH | Rcv-Yds | | |
| William Montford | 10 | 43 | 42 | 85 | 6.0-26 | 1.5-9 | 1-46 | . | . | . | 2 | . | . |
| S. Reynolds | 10 | 40 | 31 | 71 | 2.5-7 | 1.0-5 | 3-81 | 4 | . | 1-0 | 1 | 1 | . |
| Lavarus Dollar | 10 | 35 | 28 | 63 | 4.5-17 | 2.0-11 | . | . | . | . | 1 | . | . |
| Everett Kitchens | 10 | 35 | 28 | 63 | 0.5-1 | . | . | 3 | . | . | . | . | . |
| Michael Cullen | 10 | 22 | 32 | 54 | 2.0-9 | 1.0-7 | . | . | . | 1-0 | 1 | . | . |
| Travis Harrison | 10 | 25 | 25 | 50 | 4.5-11 | 0.5-4 | . | . | 4 | . | . | . | . |
| Greg Petty | 10 | 25 | 19 | 44 | 1.0-2 | . | . | . | . | 1-0 | . | . | . |
| Mike Fowler | 10 | 20 | 18 | 38 | 1.5-1 | . | . | 2 | 1 | . | 1 | . | . |
| Joseph McCauley | 10 | 20 | 16 | 36 | 3.0-13 | 1.5-11 | 1-0 | . | . | 1-0 | . | . | . |
| Shawn Harris | 10 | 27 | 9 | 36 | 8.5-27 | . | 2-14 | 5 | 1 | 2-0 | . | 1 | . |
| Kevin Adkins | 10 | 19 | 15 | 34 | 1.0-1 | 1.0-1 | . | 1 | . | . | . | . | . |
| Bo May | 10 | 10 | 20 | 30 | 7.0-35 | 3.0-21 | . | . | 3 | . | 1 | . | . |
| Jamaal Clark | 10 | 17 | 13 | 30 | 0.5-1 | . | . | 3 | 1 | . | 1 | 1 | . |
| Maurice Leggett | 10 | 20 | 9 | 29 | 2.0-16 | 1.0-10 | 3-3 | 15 | . | 1-57 | . | 1 | . |
| Eric Williams | 10 | 15 | 11 | 26 | . | . | . | . | . | 1-0 | . | 1 | . |
| Gio Blalock | 10 | 11 | 15 | 26 | 6.0-16 | 1.0-4 | . | . | 1 | 2-0 | . | . | . |
| Fabian Whyly | 7 | 11 | 12 | 23 | 1.0-5 | 0.5-2 | . | . | . | . | . | . | . |
| Jermel Daniels | 9 | 9 | 13 | 22 | 1.0-3 | . | . | . | . | . | . | . | . |
| Steve Betros | 9 | 10 | 9 | 19 | 2.0-3 | 1.0-1 | . | . | . | . | . | . | . |
| Carlos Anderson | 10 | 10 | 9 | 19 | . | . | . | 1 | . | . | 1 | . | . |
| Kelvin Roberts | 10 | 11 | 8 | 19 | 4.0-23 | 3.0-20 | . | . | 6 | . | . | . | . |
| Kevin Bray | 10 | 12 | 6 | 18 | 0.5-0 | . | 1-34 | 3 | . | . | . | 1 | . |
| Joshua Bass | 10 | 6 | 10 | 16 | 1.5-5 | 0.5-3 | . | . | 2 | . | . | . | . |
| Marcus Worlds | 10 | 6 | 10 | 16 | 5.5-18 | 2.5-10 | . | . | 3 | . | . | . | . |
| Chris Jones | 10 | 9 | 6 | 15 | 1.5-14 | 1.0-10 | 1-35 | 2 | 2 | 1-0 | . | . | . |
| Scott Palmer | 10 | 1 | 7 | 8 | . | . | . | . | . | . | . | . | . |
| Dezric Dugger | 8 | 3 | 5 | 8 | 0.5-1 | . | . | . | 2 | . | . | . | . |
| Melvin Black | 10 | 3 | 4 | 7 | 0.5-4 | 0.5-4 | . | . | 2 | . | . | . | . |
| Ismail Abdunafi | 4 | 4 | 2 | 6 | . | 0.5-4 | . | . | 3 | . | 1 | . | . |
| Dudley Spence | 5 | 1 | 5 | 6 | . | . | . | . | . | . | . | . | . |
| Chris Lewis | 10 | . | 5 | 5 | . | 0.5-0 | . | . | . | . | . | . | . |
| Deon Williams | 9 | 4 | . | 4 | . | . | . | . | . | . | . | . | . |
| Adrian Bryant | 1 | 1 | 2 | 3 | . | . | 1-79 | . | . | . | . | . | . |
| Chance Darley | 6 | 3 | . | 3 | 1.0-4 | . | . | . | . | . | . | . | . |
| Will Weaver | 10 | 2 | 1 | 3 | . | . | . | . | . | . | 1 | . | . |
| Donnie Powell | 5 | 1 | 1 | 2 | . | . | . | . | . | . | . | . | . |
| Daveion Smith | 6 | 2 | . | 2 | . | . | . | . | . | . | . | . | . |
| Derek Tharpe | 10 | . | 1 | 1 | . | . | . | . | . | . | . | . | . |
| Chad Gallahan | 9 | 1 | . | 1 | . | . | . | . | . | . | . | . | . |
| Marlowe Munn | 1 | 1 | . | 1 | . | . | . | . | . | . | . | . | . |
| Zach Parker | 10 | . | 1 | 1 | . | . | . | . | . | . | . | . | . |
| Matt Gonzalez | 4 | . | 1 | 1 | . | . | . | . | . | . | . | . | . |
| C.A. Sanders | 10 | 1 | . | 1 | . | . | . | . | . | . | . | . | . |
| Matt Snyder | 1 | 1 | . | 1 | . | . | . | . | . | . | . | . | . |
| Willie Copeland | 10 | 1 | . | 1 | . | . | . | . | . | . | . | . | . |
| TEAM | 4 | . | . | . | . | . | . | . | . | 1-0 | . | . | . |
| Travis Taylor | 4 | . | . | . | . | . | . | . | . | . | . | 1 | . |
| Valdosta State | 10 | 498 | 449 | 947 | 69-263 | 22-146 | 13-292 | 39 | 31 | 12-57 | 11 | 7 | . |
| Opponents | 10 | 378 | 286 | 664 | 71-352 | 28-218 | 13-184 | 30 | 5 | 9-103 | 10 | 2 | . |



2006 GAME-BY-GAME STARTERS

OFFENSE

| | WR | WR | LT | LG | C | RG |
|---------------------|---------------|----------------|--------------|--------------|---------------|---------------|
| Albany State | Tyler Aurandt | Jeffrey Felton | Jos Edison | C.A. Sanders | Davis Russell | Mike Williams |
| Fort Valley State | +Scott Palmer | Derek Tharpe | Jos Edison | C.A. Sanders | Davis Russell | Mike Williams |
| Arkansas Tech | Tyler Aurandt | Derek Tharpe | Jos Edison | Teddy Morris | Davis Russell | Decaris Leeks |
| Ouachita Baptist | Tyler Aurandt | Derek Tharpe | Jos Edison | Teddy Morris | Davis Russell | Decaris Leeks |
| Southern Arkansas | +Scott Palmer | Derek Tharpe | Jos Edison | Teddy Morris | Davis Russell | Mike Williams |
| Delta State | Tyler Aurandt | Derek Tharpe | Jos Edison | Teddy Morris | Davis Russell | Mike Williams |
| West Alabama | +Scott Palmer | Jeffrey Felton | Gerald Davis | Teddy Morris | Davis Russell | Mike Williams |
| North Alabama | Tyler Aurandt | +Scott Palmer | Gerald Davis | C.A. Sanders | Davis Russell | Mike Williams |
| Arkansas-Monticello | Tyler Aurandt | Derek Tharpe | Gerald Davis | C.A. Sanders | Davis Russell | Decaris Leeks |
| West Georgia | Tyler Aurandt | Derek Tharpe | Gerald Davis | C.A. Sanders | Davis Russell | Decaris Leeks |

| | RT | TE | WR | QB | RB |
|---------------------|------------------|-----------------|----------------|-----------------|---------------------------------|
| Albany State | Gerald Davis | *Travis Taylor | Cedric Jones | Willie Copeland | Chad Bryant |
| Fort Valley State | Gerald Davis | Zach Parker | Cedric Jones | Willie Copeland | Chad Bryant |
| Arkansas Tech | Gerald Davis | Zach Parker | Jeffrey Felton | Willie Copeland | Chad Bryant |
| Ouachita Baptist | Gerald Davis | Zach Parker | Cedric Jones | Willie Copeland | Michael Terry |
| Southern Arkansas | Abundio Corchado | Zach Parker | Cedric Jones | Willie Copeland | Rashawn Robinson |
| Delta State | Gerald Davis | Zach Parker | +Scott Palmer | Willie Copeland | Rashawn Robinson |
| West Alabama | Abundio Corchado | *Allan Tillman | Cedric Jones | Willie Copeland | Rashawn Robinson |
| North Alabama | Abundio Corchado | Zach Parker | Cedric Jones | Willie Copeland | Rashawn Robinson |
| Arkansas-Monticello | Abundio Corchado | *Jeffrey Felton | Cedric Jones | Willie Copeland | Rashawn Robinson *started at WR |
| West Georgia | Abundio Corchado | *Allan Tillman | Cedric Jones | Barrett Wilkes | Rashawn Robinson +started at FB |

DEFENSE

| | DE | NG | DT | DE | LB | LB |
|---------------------|-----------------|--------------|-----------------|------------------|----------------|----------------|
| Albany State | Travis Harrison | Melvin Black | Ismail Abdunafi | Kelvin Roberts | Gio Blalock | Jamaal Clark |
| Fort Valley State | Travis Harrison | Joshua Bass | Ismail Abdunafi | ^Steve Betros | Gio Blalock | Jamaal Clark |
| Arkansas Tech | Travis Harrison | Joshua Bass | Jermel Daniels | ^Joseph McCauley | Gio Blalock | Lavarus Dollar |
| Ouachita Baptist | Travis Harrison | Joshua Bass | Jermel Daniels | ^Joseph McCauley | Gio Blalock | Lavarus Dollar |
| Southern Arkansas | Travis Harrison | Bo May | Jermel Daniels | ^Lavarus Dollar | Gio Blalock | Jamaal Clark |
| Delta State | Travis Harrison | Joshua Bass | Jermel Daniels | ^Michael Cullen | Lavarus Dollar | Jamaal Clark |
| West Alabama | Travis Harrison | Bo May | Jermel Daniels | Kelvin Roberts | Michael Cullen | Lavarus Dollar |
| North Alabama | Travis Harrison | Joshua Bass | Jermel Daniels | ^Michael Cullen | Lavarus Dollar | Jamaal Clark |
| Arkansas-Monticello | Travis Harrison | Joshua Bass | Bo May | Mike Fowler | Gio Blalock | Jamaal Clark |
| West Georgia | Travis Harrison | Joshua Bass | Bo May | Kelvin Roberts | Gio Blalock | Jamaal Clark |

| | LB | CB | FS | ROV | CB |
|---------------------|------------------|--------------|------------------|------------------|--------------------------------|
| Albany State | William Montford | Shawn Harris | Sherard Reynolds | Everett Kitchens | Kevin Bray |
| Fort Valley State | Chris Jones | Shawn Harris | Sherard Reynolds | Everett Kitchens | Maurice Leggett |
| Arkansas Tech | William Montford | Shawn Harris | Sherard Reynolds | Everett Kitchens | Maurice Leggett |
| Ouachita Baptist | William Montford | Shawn Harris | Sherard Reynolds | Everett Kitchens | Maurice Leggett |
| Southern Arkansas | William Montford | Shawn Harris | Sherard Reynolds | Everett Kitchens | Maurice Leggett |
| Delta State | William Montford | Shawn Harris | Sherard Reynolds | Everett Kitchens | Maurice Leggett |
| West Alabama | William Montford | Shawn Harris | Sherard Reynolds | Everett Kitchens | Maurice Leggett |
| North Alabama | William Montford | Shawn Harris | Sherard Reynolds | Everett Kitchens | Maurice Leggett |
| Arkansas-Monticello | Lavarus Dollar | Shawn Harris | Greg Petty | Kevin Adkins | Maurice Leggett |
| West Georgia | William Montford | Shawn Harris | Sherard Reynolds | Everett Kitchens | Maurice Leggett ^started at LB |



RECAPPING THE 2006 SEASON

2006 SUPERLATIVES

VALDOSTA STATE INDIVIDUAL GAME HIGHS

| | | |
|---------------------|------|---|
| Rushes | 12 | Michael Terry vs Southern Arkansas (Oct 07) Willie Copeland at West Georgia (Nov 09) |
| Yards Rushing | 121 | R. Robinson vs Arkansas-Monticello (Nov 04) |
| TD Rushes | 2 | R. Robinson vs Arkansas-Monticello (Nov 04) |
| Long Rush | 48 | Michael Terry at Ouachita Baptist (Sep 28) |
| Pass attempts | 51 | Willie Copeland vs West Alabama (Oct 21) |
| Pass completions | 37 | Willie Copeland vs West Alabama (Oct 21) |
| Yards Passing | 359 | Willie Copeland vs West Alabama (Oct 21) |
| TD Passes | 5 | Willie Copeland at Ouachita Baptist (Sep 28) |
| Long Pass | 67 | Willie Copeland at Albany State (Sep 02) |
| Receptions | 13 | Tyler Aurandt vs West Alabama (Oct 21) |
| Yards Receiving | 156 | Cedric Jones at Albany State (Sep 02) |
| TD Receptions | 2 | Derek Tharpe at Albany State (Sep 02) Derek Tharpe at Ouachita Baptist (Sep 28) Cedric Jones vs Southern Arkansas (Oct 07) Cedric Jones at West Georgia (Nov 09) |
| Long Reception | 67 | Cedric Jones at Albany State (Sep 02) |
| Field Goals | 3 | Z. Williams vs Arkansas-Monticello (Nov 04) |
| Long Field Goal | 45 | Z. Williams vs Arkansas-Monticello (Nov 04) |
| Punts | 6 | Steven Wright vs Fort Valley State (Sep 09) |
| Punting Avg | 46.7 | Steven Wright vs Southern Arkansas (Oct 07) |
| Long Punt | 52 | Steven Wright vs Arkansas Tech (Sep 23) |
| Long Punt Return | 78 | S. Reynolds vs Southern Arkansas (Oct 07) |
| Long Kickoff Return | 59 | Tyler Aurandt at Ouachita Baptist (Sep 28) |
| Tackles | 19 | W. Montford at North Alabama (Oct 28) |
| Sacks | 1.5 | Joseph McCauley vs Southern Arkansas (Oct 07) Marcus Worlds vs Southern Arkansas (Oct 07) |
| Tackles For Loss | 3.0 | Shawn Harris at North Alabama (Oct 28) |
| Interceptions | 1 | S. Reynolds vs Fort Valley State (Sep 09) Chris Jones vs Fort Valley State (Sep 09) Maurice Leggett vs Arkansas Tech (Sep 23) Joseph McCauley vs Arkansas Tech (Sep 23) Kevin Bray at Ouachita Baptist (Sep 28) Maurice Leggett vs Southern Arkansas (Oct 07) S. Reynolds vs West Alabama (Oct 21) Shawn Harris vs West Alabama (Oct 21) Adrian Bryant vs Arkansas-Monticello (Nov 04) Maurice Leggett at West Georgia (Nov 09) S. Reynolds at West Georgia (Nov 09) Shawn Harris at West Georgia (Nov 09) W. Montford at West Georgia (Nov 09) |

VALDOSTA STATE TEAM GAME HIGHS

| | | |
|------------------|------|--|
| Rushes | 35 | vs Arkansas Tech (Sep 23) |
| Yards Rushing | 223 | vs Arkansas-Monticello (Nov 04) |
| Yards Per Rush | 8.3 | vs Arkansas-Monticello (Nov 04) |
| TD Rushes | 4 | vs Arkansas-Monticello (Nov 04) |
| Pass attempts | 52 | vs West Alabama (Oct 21) |
| Pass completions | 37 | vs West Alabama (Oct 21) |
| Yards Passing | 364 | at Ouachita Baptist (Sep 28) |
| Yards Per Pass | 10.1 | at Ouachita Baptist (Sep 28) |
| TD Passes | 5 | at Ouachita Baptist (Sep 28) |
| Total Plays | 84 | vs West Alabama (Oct 21) |
| Total Offense | 577 | at Ouachita Baptist (Sep 28) |
| Yards Per Play | 8.5 | at Ouachita Baptist (Sep 28) |
| Points | 51 | vs Arkansas Tech (Sep 23) vs Arkansas-Monticello (Nov 04) |
| Sacks By | 4 | vs Arkansas-Monticello (Nov 04) |
| First Downs | 26 | at Ouachita Baptist (Sep 28) |
| Penalties | 14 | at North Alabama (Oct 28) |
| Penalty Yards | 129 | vs Southern Arkansas (Oct 07) |
| Turnovers | 4 | vs Arkansas Tech (Sep 23) at North Alabama (Oct 28) |
| Interceptions By | 4 | at West Georgia (Nov 09) |

OPPONENT INDIVIDUAL GAME HIGHS

| | | |
|---------------------|------|--|
| Rushes | 19 | Chris Berry, at Albany State (Sep 02) |
| Yards Rushing | 73 | James Kennebrew, at West Georgia (Nov 09) |
| TD Rushes | 2 | Tim Hicks, at North Alabama (Oct 28) James Kennebrew, at West Georgia (Nov 09) |
| Long Rush | 27 | A.J. Milwee, at North Alabama (Oct 28) |
| Pass attempts | 33 | Scott Eyster, at Delta State (Oct 12) |
| Pass completions | 23 | Scott Eyster, at Delta State (Oct 12) |
| Yards Passing | 334 | Scott Eyster, at Delta State (Oct 12) |
| TD Passes | 3 | Scott Eyster, at Delta State (Oct 12) |
| Long Pass | 79 | Scott Eyster, at Delta State (Oct 12) |
| Receptions | 8 | Bruce Steele, at Ouachita Baptist (Sep 28) |
| Yards Receiving | 126 | Eric Marshall, at Delta State (Oct 12) |
| TD Receptions | 1 | Lamont Williams, at Albany State (Sep 02) Tracey Stiger, vs Arkansas Tech (Sep 23) Bruce Steele, at Ouachita Baptist (Sep 28) Julius Pruitt, at Ouachita Baptist (Sep 28) Rasheed Rowe, vs Southern Arkansas (Oct 07) Eric Marshall, at Delta State (Oct 12) Ben Stallings, at Delta State (Oct 12) Jeremy Ricks, at Delta State (Oct 12) Dwian White, vs West Alabama (Oct 21) Anthony Merritt, at North Alabama (Oct 28) Covington Wright, at North Alabama (Oct 28) |
| Long Reception | 79 | Eric Marshall, at Delta State (Oct 12) |
| Field Goals | 1 | Matt Hawthorne, at Albany State (Sep 02) Jake Grubbs, vs Fort Valley State (Sep 09) Yuta Fukuda, at North Alabama (Oct 28) Ryan Guardia, vs Arkansas-Monticello (Nov 04) |
| Long Field Goal | 41 | Ryan Guardia, vs Arkansas-Monticello (Nov 04) |
| Punts | 10 | Nick McCaskill, vs Arkansas Tech (Sep 23, 2006) |
| Punting Avg | 47.0 | James Reiter, vs West Alabama (Oct 21, 2006) |
| Long Punt | 58 | Randy Allen, at Albany State (Sep 02, 2006) |
| Long Punt Return | 12 | Chris Coach, vs West Alabama (Oct 21, 2006) |
| Long Kickoff Return | 35 | Xavier Glenn, vs Fort Valley State (Sep 09, 2006) |
| Tackles | 12 | Marcus Jefferson, at Albany State (Sep 02, 2006) |
| Sacks | 3.5 | Ryan Brick, at North Alabama (Oct 28, 2006) |
| Tackles For Loss | 4.0 | Ryan Brick, at North Alabama (Oct 28, 2006) |
| Interceptions | 2 | Craig Fox, at North Alabama (Oct 28, 2006) |

OPPONENT TEAM GAME HIGHS

| | | |
|------------------|------|--|
| Rushes | 52 | at North Alabama (Oct 28, 2006) |
| Yards Rushing | 175 | at North Alabama (Oct 28, 2006) |
| Yards Per Rush | 4.0 | vs West Alabama (Oct 21, 2006) |
| TD Rushes | 2 | at Delta State (Oct 12, 2006) at North Alabama (Oct 28, 2006) at West Georgia (Nov 09, 2006) |
| Pass attempts | 39 | vs Arkansas Tech (Sep 23, 2006) |
| Pass completions | 23 | at Delta State (Oct 12, 2006) |
| Yards Passing | 334 | at Delta State (Oct 12, 2006) |
| Yards Per Pass | 10.1 | at Delta State (Oct 12, 2006) |
| TD Passes | 3 | at Delta State (Oct 12, 2006) |
| Total Plays | 72 | vs Arkansas Tech (Sep 23, 2006) |
| Total Offense | 435 | at Delta State (Oct 12, 2006) |
| Yards Per Play | 6.9 | at Delta State (Oct 12, 2006) |
| Points | 35 | at Delta State (Oct 12, 2006) |
| Sacks By | 7 | at North Alabama (Oct 28, 2006) |
| First Downs | 19 | at Delta State (Oct 12, 2006) at North Alabama (Oct 28, 2006) |
| Penalties | 11 | at Albany State (Sep 02, 2006) |
| Penalty Yards | 99 | vs Fort Valley State (Sep 09, 2006) |
| Turnovers | 5 | vs West Alabama (Oct 21, 2006) |
| Interceptions By | 3 | at North Alabama (Oct 28, 2006) |



2006 GULF SOUTH CONFERENCE STANDINGS

| | Conference | | | | | Overall | | | | | Home | Away | Neutral | Streak |
|-----------------------|------------|----------|-------------|------------|------------|----------|----------|-------------|------------|------------|------------|------------|------------|--------------|
| | W | L | Pct. | For | Opp. | W | L | Pct. | For | Opp | | | | |
| North Alabama | 8 | 0 | 1.000 | 315 | 98 | 11 | 1 | .917 | 402 | 165 | 5-1 | 6-0 | 0-0 | Lost 1 |
| Delta State | 7 | 1 | .875 | 250 | 84 | 12 | 3 | .800 | 436 | 261 | 5-1 | 7-2 | 0-0 | Lost 1 |
| Valdosta State | 6 | 2 | .750 | 298 | 138 | 8 | 2 | .800 | 349 | 157 | 5-0 | 3-2 | 0-0 | Won 2 |
| Henderson State | 6 | 2 | .750 | 202 | 124 | 8 | 3 | .727 | 310 | 191 | 5-0 | 3-2 | 0-1 | Won 2 |
| Arkansas Tech | 5 | 3 | .625 | 193 | 214 | 7 | 3 | .700 | 259 | 267 | 4-1 | 3-2 | 0-0 | Won 4 |
| Harding | 5 | 3 | .625 | 175 | 188 | 6 | 4 | .600 | 244 | 248 | 4-1 | 2-3 | 0-0 | Lost 2 |
| West Alabama | 3 | 5 | .375 | 142 | 202 | 6 | 5 | .545 | 301 | 235 | 4-2 | 2-3 | 0-0 | Lost 2 |
| Ouachita Baptist | 1 | 7 | .125 | 173 | 328 | 2 | 8 | .200 | 242 | 370 | 1-3 | 1-5 | 0-0 | Won 1 |
| Southern Arkansas | 1 | 7 | .125 | 123 | 237 | 2 | 9 | .182 | 162 | 342 | 2-3 | 0-6 | 0-0 | Lost 4 |
| West Georgia | 1 | 7 | .125 | 123 | 201 | 1 | 9 | .100 | 123 | 235 | 0-5 | 1-4 | 0-0 | Lost 3 |
| Arkansas-Monticello | 1 | 7 | .125 | 103 | 276 | 1 | 10 | .091 | 124 | 355 | 1-3 | 0-7 | 0-0 | Lost 8 |

2006 GULF SOUTH HONORS

ALL-GSC FIRST TEAM OFFENSE

QB Scott Eyster, Delta State
 RB R.J. Vanhook, Arkansas Tech
 RB Kyle Wess, Harding
 RB Jerin Wright, West Alabama
 RB James Kennebrew, West Georgia
 WR Anthony Merritt, North Alabama
WR Cedric Jones, Valdosta State
 WR Chris Coach, West Alabama
 TE Covington Wright, North Alabama
 C JoJo Bates, North Alabama
 G Ross Conn, Harding
 G Kurt Kutscher, Henderson State
 T Blake Hoskinson, Arkansas Tech
 T Dustin Barrick, Delta State
 T Andrew Reid, North Alabama

ALL-GSC FIRST TEAM DEFENSE

DL Chris Eccles, Delta State
 DL Donovan Greyson, Delta State
 DL Justin Currie, Harding
 DL Ryan Brick, North Alabama
 DL Kentrel Tanner, North Alabama
 DL Odell Willis, West Georgia
DL Travis Harrison, Valdosta State
 LB Michael Eubanks, Delta State
 LB Donald Tharpe, North Alabama
 LB Kidane McBride, West Alabama
 LB John Perkins, West Georgia
 DB Robert Townes, Harding
 DB Derrell Ashford, North Alabama
 DB Demarea Caldwell, Southern Arkansas
DB Sherard Reynolds, Valdosta State

ALL-GSC FIRST TEAM SPECIAL TEAMS

K Mitch Warfield, West Alabama
 P Garrett Manning, Henderson State
 P Lyle Atkinson, North Alabama
 RS Anthony Merritt, North Alabama
BT Shawn Harris, Valdosta State

ALL-GSC SECOND TEAM OFFENSE

QB Willie Copeland, Valdosta State
 RB Bernard Palmer, Henderson State
 RB Tony McDonald, Southern Arkansas
 WR Robert Davis, Delta State
 WR Jeremy Ricks, Delta State
 WR Bruce Steele, Ouachita Baptist
 C Travis Mikel-Allen, Delta State
 G Georgeio Milami
 T Barron Hamlin

ALL-GSC SECOND TEAM DEFENSE

DL Sam Carter, Henderson State
 DL Tim Kelly, West Alabama
 DL Johnny Jackson, West Alabama
 DL Jason Riles, West Alabama
 LB Jamal Johnson, Arkansas Tech
 LB Lardester Hicks, Delta State
 LB Sevohn Greer, Harding
 LB Michael Johnson, North Alabama
 LB Keon Phillips, Southern Arkansas
 LB Terrence Smith, Southern Arkansas
LB William Montford, Valdosta State
 LB Lewis Thompson, West Alabama
 DB Quincy Skinner, Arkansas Tech
 DB Monterio James, Delta State
 DB Jamarcus Wiggins, Delta State
 DB Divon Hughes, Henderson State
 DB Larico Stevenson, West Georgia
 DB Adam Carter, West Georgia

ALL-GSC SECOND TEAM SPECIAL TEAMS

K Yuta Fukuda, North Alabama
 P Anthony Rodriguez, Arkansas-Monticello
 RS Tracy Stiger, Arkansas Tech
RS Sherard Reynolds, Valdosta State
 RS Jerry Evans, Delta State
 BT Jamal Johnson, Arkansas Tech
 BT Kale Gober, Henderson State
 BT Paul Girton, West Alabama
 BT Andre Culpepper, West Georgia

Offensive Player of the Year

QB Scott Eyster, Delta State

Defensive Player of the Year

LB Michael Eubanks, Delta State

Freshman of the Year

WR Cedric Jones, Valdosta State

Coach of the Year

Mark Hudspeth, North Alabama

VSU IN THE NCAA STATS

| | |
|----------------------------|---------------|
| Total Offense | 20th / 389.8 |
| Total Defense | 35th / 270.2 |
| Rushing Defense | 54th / 112.5 |
| Passing Offense | 6th / 283.0 |
| Passing Efficiency Defense | 41st / 106.7 |
| Scoring Offense | 9th / 34.9 |
| Scoring Defense | 25th / 15.7 |
| Turnover Margin | 42nd / 0.3 |
| Team Punt Returns | 2nd / 17.28 |
| Team Net Punting | 39th / 32.78 |
| Fumbles Recovered | 38th / 12.0 |
| Fumbles Lost | 49th / 9.0 |
| Turnovers Gained | 36th / 25.0 |
| Turnovers Lost | 70th / 22.0 |
| Punt Return Defense | 3rd / 3.54 |
| Kickoff Return Defense | 43rd / 17.08 |
| Team Passing Efficiency | 21st / 145.38 |
| Team Pass Sacks | 48th / 2.20 |



RECAPPING THE 2006 SEASON

2006 GULF SOUTH CONFERENCE TEAM STATS

RUSHING OFFENSE

| | G | Att | Yds | Avg | TD | Yds/G |
|------------|-----------|------------|-------------|------------|-----------|--------------|
| UWA | 11 | 490 | 2254 | 4.6 | 24 | 204.9 |
| UNA | 12 | 443 | 2126 | 4.8 | 28 | 177.2 |
| SAU | 11 | 489 | 1835 | 3.8 | 12 | 166.8 |
| HSU | 11 | 472 | 1808 | 3.8 | 20 | 164.4 |
| ATU | 10 | 375 | 1620 | 4.3 | 13 | 162.0 |
| HU | 10 | 346 | 1391 | 4.0 | 9 | 139.1 |
| OBU | 10 | 305 | 1159 | 3.8 | 15 | 115.9 |
| DSU | 15 | 463 | 1630 | 3.5 | 19 | 108.7 |
| UWG | 10 | 340 | 1075 | 3.2 | 9 | 107.5 |
| VSU | 10 | 272 | 1068 | 3.9 | 11 | 106.8 |
| UAM | 11 | 377 | 974 | 2.6 | 5 | 88.5 |

PASS OFFENSE

| | G | Att | Cmp | Int | Pct. | Yds | Avg | TD | Yds/G |
|------------|-----------|------------|------------|-----------|-------------|-------------|------------|-----------|--------------|
| VSU | 10 | 391 | 261 | 13 | 66.8 | 2830 | 7.2 | 29 | 283.0 |
| DSU | 15 | 517 | 312 | 8 | 60.3 | 4015 | 7.8 | 37 | 267.7 |
| OBU | 10 | 337 | 184 | 12 | 54.6 | 2196 | 6.5 | 13 | 219.6 |
| HU | 10 | 288 | 165 | 16 | 57.3 | 2160 | 7.5 | 22 | 216.0 |
| UNA | 12 | 314 | 204 | 10 | 65.0 | 2424 | 7.7 | 23 | 202.0 |
| ATU | 10 | 305 | 176 | 11 | 57.7 | 1912 | 6.3 | 20 | 191.2 |
| HSU | 11 | 293 | 168 | 15 | 57.3 | 1954 | 6.7 | 17 | 177.6 |
| UWA | 11 | 193 | 92 | 12 | 47.7 | 1683 | 8.7 | 11 | 153.0 |
| UWG | 10 | 273 | 130 | 13 | 47.6 | 1491 | 5.5 | 6 | 149.1 |
| UAM | 11 | 266 | 114 | 13 | 42.9 | 1378 | 5.2 | 9 | 125.3 |
| SAU | 11 | 272 | 110 | 22 | 40.4 | 1343 | 4.9 | 8 | 122.1 |

TOTAL OFFENSE

| | G | Rush | Pass | Plays | Yards | Avg/P | TD | Yds/G |
|------------|-----------|-------------|-------------|------------|-------------|------------|-----------|--------------|
| VSU | 10 | 1068 | 2830 | 663 | 3898 | 5.9 | 40 | 389.8 |
| UNA | 12 | 2126 | 2424 | 757 | 4550 | 6.0 | 51 | 379.2 |
| DSU | 15 | 1630 | 4015 | 980 | 5645 | 5.8 | 56 | 376.3 |
| UWA | 11 | 2254 | 1683 | 683 | 3937 | 5.8 | 35 | 357.9 |
| HU | 10 | 1391 | 2160 | 634 | 3551 | 5.6 | 31 | 355.1 |
| ATU | 10 | 1620 | 1912 | 680 | 3532 | 5.2 | 33 | 353.2 |
| HSU | 11 | 1808 | 1954 | 765 | 3762 | 4.9 | 37 | 342.0 |
| OBU | 10 | 1159 | 2196 | 642 | 3355 | 5.2 | 28 | 335.5 |
| SAU | 11 | 1835 | 1343 | 761 | 3178 | 4.2 | 20 | 288.9 |
| UWG | 10 | 1075 | 1491 | 613 | 2566 | 4.2 | 15 | 256.6 |
| UAM | 11 | 974 | 1378 | 643 | 2352 | 3.7 | 14 | 213.8 |

SCORING OFFENSE

| | G | TD | XP | 2XP | DXP | FG | Saf | Pts | Avg |
|------------|-----------|-----------|-----------|----------|----------|----------|----------|------------|-------------|
| VSU | 10 | 47 | 43 | 0 | 0 | 8 | 0 | 349 | 34.9 |
| UNA | 12 | 53 | 45 | 0 | 0 | 13 | 0 | 402 | 33.5 |
| DSU | 15 | 59 | 51 | 0 | 0 | 9 | 2 | 436 | 29.1 |
| HSU | 11 | 41 | 32 | 3 | 0 | 8 | 1 | 310 | 28.2 |
| UWA | 11 | 39 | 37 | 0 | 0 | 10 | 0 | 301 | 27.4 |
| ATU | 10 | 35 | 28 | 2 | 0 | 5 | 1 | 259 | 25.9 |
| HU | 10 | 32 | 29 | 0 | 0 | 7 | 1 | 244 | 24.4 |
| OBU | 10 | 31 | 25 | 1 | 0 | 9 | 1 | 242 | 24.2 |
| SAU | 11 | 22 | 16 | 1 | 0 | 4 | 0 | 162 | 14.7 |
| UWG | 10 | 16 | 12 | 0 | 0 | 5 | 0 | 123 | 12.3 |
| UAM | 11 | 15 | 13 | 0 | 0 | 7 | 0 | 124 | 11.3 |

KICKOFF RETURNS

| | G | Ret | Yds | TD | Avg |
|------------|-----------|-----------|------------|----------|-------------|
| HSU | 11 | 28 | 722 | 0 | 25.8 |
| HU | 10 | 36 | 774 | 0 | 21.5 |
| OBU | 10 | 52 | 1069 | 1 | 20.6 |
| SAU | 11 | 48 | 960 | 2 | 20.0 |
| ATU | 10 | 49 | 929 | 0 | 19.0 |
| UAM | 11 | 58 | 1047 | 0 | 18.1 |
| DSU | 15 | 33 | 590 | 0 | 17.9 |
| VSU | 10 | 30 | 500 | 0 | 16.7 |
| UNA | 12 | 32 | 516 | 0 | 16.1 |
| UWG | 10 | 36 | 567 | 0 | 15.8 |
| UWA | 11 | 34 | 441 | 0 | 13.0 |

PUNT RETURN AVG

| | G | Ret | Yds | TD | Avg |
|------------|-----------|-----------|------------|----------|-------------|
| VSU | 10 | 39 | 674 | 3 | 17.3 |
| HSU | 11 | 34 | 503 | 1 | 14.8 |
| UNA | 12 | 30 | 375 | 0 | 12.5 |
| DSU | 15 | 32 | 306 | 1 | 9.6 |
| SAU | 11 | 18 | 156 | 0 | 8.7 |
| HU | 10 | 21 | 179 | 0 | 8.5 |
| UWA | 11 | 24 | 151 | 0 | 6.3 |
| OBU | 10 | 12 | 62 | 0 | 5.2 |
| ATU | 10 | 13 | 64 | 0 | 4.9 |
| UAM | 11 | 12 | 53 | 0 | 4.4 |
| UWG | 10 | 12 | 50 | 0 | 4.2 |

RUSHING DEFENSE

| | G | Att | Yds | Avg | TD | Yds/G |
|------------|-----------|------------|-------------|------------|----------|--------------|
| DSU | 15 | 481 | 1255 | 2.6 | 9 | 83.7 |
| HSU | 11 | 373 | 1150 | 3.1 | 9 | 104.5 |
| UWA | 11 | 364 | 1205 | 3.3 | 13 | 109.5 |
| VSU | 10 | 386 | 1125 | 2.9 | 7 | 112.5 |
| UNA | 12 | 400 | 1464 | 3.7 | 6 | 122.0 |
| UWG | 10 | 379 | 1349 | 3.6 | 9 | 134.9 |
| ATU | 10 | 394 | 1551 | 3.9 | 20 | 155.1 |
| HU | 10 | 367 | 1588 | 4.3 | 18 | 158.8 |
| UAM | 11 | 401 | 1805 | 4.5 | 23 | 164.1 |
| UAM | 11 | 407 | 2017 | 5.0 | 23 | 183.4 |
| OBU | 10 | 405 | 2119 | 5.2 | 28 | 211.9 |

PASS DEF EFFICIENCY

| | G | Att | Cmp | Int | Pct. | Yds | TD | Effic |
|------------|-----------|------------|------------|-----------|-------------|-------------|-----------|--------------|
| DSU | 15 | 422 | 210 | 17 | 49.8 | 2404 | 15 | 101.3 |
| HSU | 11 | 341 | 184 | 18 | 54.0 | 1896 | 13 | 102.7 |
| VSU | 10 | 252 | 126 | 13 | 50.0 | 1577 | 11 | 106.7 |
| SAU | 11 | 269 | 130 | 13 | 48.3 | 1855 | 15 | 115.0 |
| UNA | 12 | 377 | 210 | 13 | 55.7 | 2439 | 15 | 116.3 |
| UWA | 11 | 347 | 196 | 11 | 56.5 | 2146 | 17 | 118.3 |
| HU | 10 | 300 | 176 | 14 | 58.7 | 2063 | 13 | 121.4 |
| UAM | 11 | 301 | 166 | 13 | 55.1 | 1958 | 19 | 122.0 |
| UWG | 10 | 233 | 137 | 9 | 58.8 | 1533 | 17 | 130.4 |
| ATU | 10 | 335 | 205 | 14 | 61.2 | 2587 | 14 | 131.5 |
| OBU | 10 | 264 | 170 | 10 | 64.4 | 2225 | 22 | 155.1 |

TOTAL DEFENSE

| | G | Rush | Pass | Plays | Yards | Avg/P | TD | Yds/G |
|------------|-----------|-------------|-------------|------------|-------------|------------|-----------|--------------|
| DSU | 15 | 1255 | 2404 | 903 | 3659 | 4.1 | 24 | 243.9 |
| VSU | 10 | 1125 | 1577 | 638 | 2702 | 4.2 | 18 | 270.2 |
| HSU | 11 | 1150 | 1896 | 714 | 3046 | 4.3 | 22 | 276.9 |
| UWG | 10 | 1349 | 1533 | 612 | 2882 | 4.7 | 26 | 288.2 |
| UWA | 11 | 1205 | 2146 | 711 | 3351 | 4.7 | 30 | 304.6 |
| UNA | 12 | 1464 | 2439 | 777 | 3903 | 5.0 | 21 | 325.2 |
| SAU | 11 | 1805 | 1855 | 670 | 3660 | 5.5 | 38 | 332.7 |
| UAM | 11 | 2017 | 1958 | 708 | 3975 | 5.6 | 42 | 361.4 |
| HU | 10 | 1588 | 2063 | 667 | 3651 | 5.5 | 31 | 365.1 |
| ATU | 10 | 1551 | 2587 | 729 | 4138 | 5.7 | 34 | 413.8 |
| OBU | 10 | 2119 | 2225 | 669 | 4344 | 6.5 | 50 | 434.4 |

SCORING DEFENSE

| | G | TD | XP | 2XP | DXP | FG | Saf | Pts | Avg |
|------------|-----------|-----------|-----------|----------|----------|----------|----------|------------|-------------|
| DSU | 15 | 26 | 24 | 0 | 0 | 7 | 0 | 201 | 13.4 |
| UNA | 12 | 21 | 18 | 0 | 0 | 7 | 0 | 165 | 13.8 |
| VSU | 10 | 21 | 19 | 0 | 0 | 4 | 0 | 157 | 15.7 |
| HSU | 11 | 24 | 17 | 2 | 0 | 8 | 1 | 191 | 17.4 |
| UWA | 11 | 32 | 28 | 0 | 0 | 5 | 0 | 235 | 21.4 |
| UWG | 10 | 29 | 24 | 3 | 0 | 9 | 2 | 235 | 23.5 |
| HU | 10 | 33 | 27 | 0 | 0 | 7 | 1 | 248 | 24.8 |
| ATU | 10 | 36 | 27 | 0 | 0 | 8 | 0 | 267 | 26.7 |
| SAU | 11 | 46 | 38 | 1 | 0 | 8 | 1 | 342 | 31.1 |
| UAM | 11 | 46 | 36 | 1 | 0 | 13 | 1 | 355 | 32.3 |
| OBU | 10 | 52 | 46 | 0 | 0 | 4 | 0 | 370 | 37.0 |

TO MARGIN

| | FumG | IntG | TotG | FumL | IntL | TotL | Mar |
|------------|-----------|-----------|-----------|----------|-----------|-----------|-----------|
| DSU | 15 | 17 | 32 | 15 | 8 | 23 | +9 |
| UNA | 11 | 13 | 24 | 6 | 10 | 16 | +8 |
| ATU | 14 | 14 | 28 | 11 | 11 | 22 | +6 |
| HU | 12 | 14 | 26 | 5 | 16 | 21 | +5 |
| VSU | 12 | 13 | 25 | 9 | 13 | 22 | +3 |
| OBU | 14 | 10 | 24 | 9 | 12 | 21 | +3 |
| HSU | 13 | 18 | 31 | 17 | 15 | 32 | -1 |
| UWG | 13 | 9 | 22 | 12 | 13 | 25 | -3 |
| UWA | 12 | 11 | 23 | 18 | 12 | 30 | -7 |
| UAM | 9 | 13 | 22 | 18 | 13 | 31 | -9 |
| SAU | 13 | 13 | 26 | 17 | 22 | 39 | -13 |

PUNTING

| | G | No. | Yards | Avg/P | PR | Avg | TBg | Net/P |
|------------|-----------|-----------|-------------|-------------|-----------|------------|----------|-------------|
| UNA | 12 | 44 | 1626 | 37.0 | 63 | 1.4 | 3 | 34.2 |
| HSU | 11 | 49 | 1806 | 36.9 | 147 | 3.0 | 2 | 33.0 |
| VSU | 10 | 41 | 1410 | 34.4 | 46 | 1.1 | 1 | 32.8 |
| UAM | 11 | 66 | 2521 | 38.2 | 307 | 4.7 | 3 | 32.6 |
| DSU | 15 | 64 | 2303 | 36.0 | 132 | 2.1 | 6 | 32.0 |
| UWA | 11 | 43 | 1462 | 34.0 | 93 | 2.2 | 0 | 31.8 |
| UWG | 10 | 50 | 1784 | 35.7 | 194 | 3.9 | 0 | 31.8 |
| OBU | 10 | 45 | 1709 | 38.0 | 362 | 8.0 | 3 | 28.6 |
| ATU | 10 | 55 | 2013 | 36.6 | 388 | 7.1 | 4 | 28.1 |
| SAU | 11 | 59 | 1985 | 33.6 | 400 | 6.8 | 0 | 26.9 |
| HU | 10 | 44 | 1443 | 32.8 | 253 | 5.8 | 2 | 26.1 |

FIELD GOALS

| | G | Made | Att | Pct |
|------------|-----------|----------|-----------|-------------|
| UAM | 11 | 7 | 9 | .778 |
| OBU | 10 | 9 | 12 | .750 |
| UNA | 12 | 13 | 18 | .722 |
| UWA | 11 | 10 | 14 | .714 |
| VSU | 10 | 8 | 12 | .667 |
| ATU | 10 | 5 | 8 | .625 |
| DSU | 15 | 9 | 18 | .500 |
| HU | 10 | 7 | 14 | .500 |
| HSU | 11 | 8 | 19 | .421 |
| UWG | 10 | 5 | 14 | .357 |
| SAU | 11 | 4 | 12 | .333 |

PAT KICKING

| | G | Made | Att | Pct |
|-----|----|------|-----|-------|
| UWA | 11 | 37 | 37 | 1.000 |
| HU | 10 | 29 | 31 | .935 |
| UAM | 11 | 13 | 14 | .929 |
| OBU | 10 | 25 | 27 | .926 |
| UWG | 10 | 12 | 13 | .923 |

RECAPPING THE 2006 SEASON



2006 GULF SOUTH CONFERENCE INDIVIDUAL STATS

RUSHING

| | G | Att | Yds | Avg | TD | Long | Yds/G |
|----------------------|----|-----|-----|-----|----|------|-------|
| Kyle Wess, HU | 10 | 169 | 915 | 5.4 | 1 | 61 | 91.5 |
| James Kennebrew, UWG | 9 | 162 | 741 | 4.6 | 5 | 50 | 82.3 |
| Bernard Palmer, HSU | 10 | 176 | 790 | 4.5 | 9 | 35 | 79.0 |
| Jerin Wright, UWA | 10 | 177 | 782 | 4.4 | 10 | 44 | 78.2 |
| Garett Manning, HSU | 10 | 152 | 617 | 4.1 | 6 | 48 | 61.7 |
| Justin Ray, ATU | 10 | 95 | 603 | 6.3 | 2 | 50 | 60.3 |
| Willie Hopson, OBU | 8 | 102 | 455 | 4.5 | 7 | 35 | 56.9 |
| Adam Patrick, UWG | 8 | 91 | 415 | 4.6 | 1 | 38 | 51.9 |
| R.J. Vanhook, ATU | 10 | 99 | 507 | 5.1 | 6 | 58 | 50.7 |
| James Reiter, UWA | 11 | 131 | 549 | 4.2 | 2 | 87 | 49.9 |

PASS EFFICIENCY

| | G | Att | Cmp | Int | Pct. | Yds | TD | Eff. |
|-----------------------------|-----------|------------|------------|-----------|-------------|-------------|-----------|--------------|
| Scott Eyster, DSU | 15 | 489 | 298 | 7 | 60.9 | 3926 | 36 | 149.8 |
| Willie Copeland, VSU | 10 | 372 | 250 | 11 | 67.2 | 2663 | 27 | 145.4 |
| A.J. Milwee, UNA | 12 | 267 | 172 | 10 | 64.4 | 2039 | 16 | 140.9 |
| David Knighton, HU | 10 | 272 | 157 | 15 | 57.7 | 2110 | 22 | 138.5 |
| Cole Barthel, ATU | 9 | 196 | 121 | 9 | 61.7 | 1290 | 17 | 136.5 |
| James Reiter, UWA | 11 | 189 | 91 | 12 | 48.1 | 1674 | 11 | 129.1 |
| Garett Manning, HSU | 10 | 202 | 119 | 12 | 58.9 | 1363 | 12 | 123.3 |
| Lance Parker, OBU | 9 | 237 | 133 | 6 | 56.1 | 1555 | 9 | 118.7 |
| Paul Goza, HSU | 9 | 83 | 43 | 2 | 51.8 | 526 | 4 | 116.1 |
| Justin Ray, ATU | 10 | 106 | 55 | 2 | 51.9 | 622 | 3 | 106.7 |

TOTAL OFFENSE

| | G | Rush | Pass | Plays | Total | Yds/G |
|-----------------------------|-----------|------------|-------------|------------|-------------|--------------|
| Scott Eyster, DSU | 15 | 53 | 3926 | 552 | 3979 | 265.3 |
| Willie Copeland, VSU | 10 | -45 | 2663 | 428 | 2618 | 261.8 |
| David Knighton, HU | 10 | 182 | 2110 | 369 | 2292 | 229.2 |
| James Reiter, UWA | 11 | 549 | 1674 | 320 | 2223 | 202.1 |
| Garett Manning, HSU | 10 | 617 | 1363 | 354 | 1980 | 198.0 |
| A.J. Milwee, UNA | 12 | 299 | 2039 | 396 | 2338 | 194.8 |
| Lance Parker, OBU | 9 | 31 | 1555 | 269 | 1586 | 176.2 |
| Cole Barthel, ATU | 9 | 61 | 1290 | 225 | 1351 | 150.1 |
| Justin Ray, ATU | 10 | 603 | 622 | 201 | 1225 | 122.5 |
| Josh SanFilippo, SAU | 11 | 439 | 637 | 252 | 1076 | 97.8 |

RECEPTIONS/GAME

| | G | Rec | Yds | TD | Long | Avg/C | Rec/G |
|---------------------------|-----------|-----------|------------|----------|-----------|-------------|-------------|
| Cedric Jones, VSU | 10 | 66 | 911 | 8 | 67 | 13.8 | 6.60 |
| Bruce Steele, OBU | 10 | 61 | 762 | 4 | 51 | 12.5 | 6.10 |
| Robert Davis, DSU | 15 | 88 | 1228 | 6 | 67 | 14.0 | 5.87 |
| Devin Link, HU | 10 | 53 | 654 | 4 | 66 | 12.3 | 5.30 |
| Mark Caldwell, ATU | 9 | 42 | 552 | 6 | 60 | 13.1 | 4.67 |
| Chris Coach, UWA | 11 | 49 | 907 | 8 | 69 | 18.5 | 4.45 |
| Tyler Aurandt, VSU | 10 | 43 | 321 | 1 | 21 | 7.5 | 4.30 |
| Anthony Merritt, UNA | 12 | 51 | 588 | 4 | 58 | 11.5 | 4.25 |
| Jeremy Ricks, DSU | 15 | 61 | 903 | 14 | 67 | 14.8 | 4.07 |
| Tracey Stiger, ATU | 8 | 32 | 319 | 5 | 29 | 10.0 | 4.00 |

RECEIVING YDS/GAME

| | G | Rec | Yds | TD | Long | Avg/C | Yds/G |
|--------------------------|-----------|-----------|------------|----------|-----------|-------------|-------------|
| Cedric Jones, VSU | 10 | 66 | 911 | 8 | 67 | 13.8 | 91.1 |
| Chris Coach, UWA | 11 | 49 | 907 | 8 | 69 | 18.5 | 82.5 |
| Robert Davis, DSU | 15 | 88 | 1228 | 6 | 67 | 14.0 | 81.9 |
| Bruce Steele, OBU | 10 | 61 | 762 | 4 | 51 | 12.5 | 76.2 |

| | | | | | | | |
|----------------------|----|----|-----|----|----|------|------|
| Marques Clark, HSU | 11 | 43 | 756 | 5 | 58 | 17.6 | 68.7 |
| Devin Link, HU | 10 | 53 | 654 | 4 | 66 | 12.3 | 65.4 |
| Mark Caldwell, ATU | 9 | 42 | 552 | 6 | 60 | 13.1 | 61.3 |
| Jeremy Ricks, DSU | 15 | 61 | 903 | 14 | 67 | 14.8 | 60.2 |
| Jay Holbrook, UWG | 9 | 29 | 447 | 3 | 46 | 15.4 | 49.7 |
| Anthony Merritt, UNA | 12 | 51 | 588 | 4 | 58 | 11.5 | 49.0 |

ALL PURPOSE

| | G | Rush | Rcv | PR | KR | Yds | Avg/G |
|--------------------------|-----------|----------|------------|----------|----------|------------|-------------|
| Bruce Steele, OBU | 10 | 2 | 762 | 1 | 502 | 1267 | 126.7 |
| Anthony Merritt, UNA | 12 | 192 | 588 | 375 | 358 | 1513 | 126.1 |
| Chris Coach, UWA | 11 | 68 | 907 | 145 | 240 | 1360 | 123.6 |
| Tracey Stiger, ATU | 8 | -1 | 319 | 7 | 624 | 949 | 118.6 |
| Kyle Wess, HU | 10 | 915 | 242 | 0 | 0 | 1157 | 115.7 |
| James Kennebrew, UWG | 9 | 741 | 206 | 0 | 60 | 1007 | 111.9 |
| Jeremy Ricks, DSU | 15 | 145 | 903 | 0 | 396 | 1444 | 96.3 |
| Greg Godfrey, HSU | 11 | 90 | 194 | 311 | 453 | 1048 | 95.3 |
| Cedric Jones, VSU | 10 | 5 | 911 | 0 | 0 | 916 | 91.6 |
| Willie Hopson, OBU | 8 | 455 | 263 | 0 | 0 | 718 | 89.8 |

INTERCEPTIONS

| | G | Int | Yds | TD | Long | Int/G |
|----------------------|----|-----|-----|----|------|-------|
| Quincy Skinner, ATU | 10 | 8 | 95 | 1 | 55 | 0.80 |
| Robert Towns, HU | 10 | 8 | 83 | 0 | 39 | 0.80 |
| Solomon Edwards, UAM | 10 | 5 | 21 | 0 | 20 | 0.50 |
| Divon Hughes, HSU | 11 | 5 | 41 | 1 | 42 | 0.45 |
| Rico Stevenson, UWG | 10 | 4 | 22 | 0 | 17 | 0.40 |
| D. Caldwell, SAU | 11 | 4 | 2 | 0 | 2 | 0.36 |
| Rickey Wright, SAU | 11 | 4 | -2 | 0 | 0 | 0.36 |
| Bobby Brooks, UNA | 12 | 4 | 104 | 0 | 49 | 0.33 |
| Monterio James, DSU | 15 | 5 | 49 | 0 | 39 | 0.33 |
| Dee Spence, UWA | 10 | 3 | 153 | 1 | 99 | 0.30 |

PUNT RETURNS

| | G | Ret | Yds | TD | Long | Avg |
|------------------------------|-----------|-----------|------------|----------|-----------|-------------|
| Sherard Reynolds, VSU | 10 | 30 | 496 | 1 | 78 | 16.5 |
| Greg Godfrey, HSU | 11 | 22 | 311 | 1 | 67 | 14.1 |
| Anthony Merritt, UNA | 12 | 30 | 375 | 0 | 53 | 12.5 |
| Steve Ashley, SAU | 11 | 12 | 147 | 0 | 70 | 12.2 |
| Robert Towns, HU | 10 | 20 | 175 | 0 | 45 | 8.8 |
| Nile Legania, DSU | 15 | 20 | 173 | 0 | 34 | 8.6 |
| Chris Coach, UWA | 11 | 19 | 145 | 0 | 48 | 7.6 |
| Chris Gunter, ATU | 10 | 6 | 38 | 0 | 18 | 6.3 |
| Steve Arnold, UAM | 10 | 7 | 27 | 0 | 9 | 3.9 |
| Julius Pruitt, OBU | 10 | 5 | 12 | 0 | 7 | 2.4 |

KICK RETURNS

| | G | Ret | Yds | TD | Long | Avg |
|----------------------|----|-----|-----|----|------|------|
| Greg Godfrey | 11 | 16 | 453 | 0 | 55 | 28.3 |
| Patrick Nicks | 10 | 10 | 278 | 0 | 94 | 27.8 |
| Bruce Steele, OBU | 10 | 21 | 502 | 1 | 85 | 23.9 |
| Jeremy Ricks, DSU | 15 | 17 | 396 | 0 | 64 | 23.3 |
| Anthony Merritt, UNA | 12 | 17 | 358 | 0 | 67 | 21.1 |
| Steven Ashley, SAU | 11 | 20 | 417 | 0 | 37 | 20.9 |
| Tracey Stiger, ATU | 8 | 30 | 624 | 0 | 47 | 20.8 |
| C. Sojourney, UAM | 11 | 15 | 303 | 0 | 59 | 20.2 |
| Marcus Wise, UWG | 10 | 12 | 214 | 0 | 30 | 17.8 |
| Chris Coach, UWA | 11 | 14 | 240 | 0 | 32 | 17.1 |



RECAPPING THE 2006 SEASON

PUNTING

| | G | Punt | Yds | Long | Avg |
|---------------------------|-----------|-----------|-------------|-----------|-------------|
| A. Rodriguez, UAM | 11 | 63 | 2428 | 68 | 38.5 |
| Lyle Atkinson, UNA | 12 | 39 | 1499 | 57 | 38.4 |
| Nick McCaskill, ATU | 10 | 53 | 2013 | 55 | 38.0 |
| Craig McFarlin, OBU | 9 | 37 | 1401 | 55 | 37.9 |
| Garett Manning, HSU | 10 | 43 | 1612 | 58 | 37.5 |
| Sp. Strickland, DSU | 15 | 63 | 2303 | 59 | 36.6 |
| Tommy King, SAU | 11 | 52 | 1884 | 56 | 36.2 |
| Jon Reinert, UWG | 10 | 47 | 1694 | 57 | 36.0 |
| Steven Wright, VSU | 10 | 40 | 1410 | 52 | 35.2 |
| Ben Davis, HU | 10 | 26 | 881 | 52 | 33.9 |

FIELD GOALS

| | G | FG | FGA | Pct. | FG/G |
|-------------------------|-----------|----------|-----------|-------------|-------------|
| Yuta Fukuda, UNA | 12 | 12 | 17 | 70.6 | 1.00 |
| Mitch Warfield, UWA | 11 | 10 | 14 | 71.4 | 0.91 |
| Zac Wright, OBU | 10 | 9 | 12 | 75.0 | 0.90 |
| Z. Williams, VSU | 10 | 8 | 10 | 80.0 | 0.80 |
| B. Giambastiani, HSU | 11 | 8 | 19 | 42.1 | 0.73 |
| Ryan Guardia, UAM | 10 | 7 | 9 | 77.8 | 0.70 |
| Ben Davis, HU | 10 | 7 | 14 | 50.0 | 0.70 |
| T. Cockerham, ATU | 10 | 5 | 8 | 62.5 | 0.50 |
| Casey Hale, UWG | 10 | 5 | 13 | 38.5 | 0.50 |
| David Korff, SAU | 11 | 4 | 12 | 33.3 | 0.36 |

SCORING

| | G | TD | XPT | FG | 2XP | Pts | Pts/G |
|--------------------------|-----------|-----------|-----------|----------|----------|-----------|------------|
| Willie Hopson, OBU | 8 | 9 | 0 | 0 | 0 | 54 | 6.8 |
| Z. Williams, VSU | 10 | 0 | 42 | 8 | 0 | 66 | 6.6 |
| Jeremy Ricks, DSU | 15 | 16 | 0 | 0 | 0 | 96 | 6.4 |
| Mitch Warfield, UWA | 11 | 0 | 37 | 10 | 0 | 67 | 6.1 |
| Jerin Wright, UWA | 10 | 10 | 0 | 0 | 0 | 60 | 6.0 |
| Derek Tharpe, VSU | 10 | 10 | 0 | 0 | 0 | 60 | 6.0 |
| Yuta Fukuda, UNA | 12 | 0 | 36 | 12 | 0 | 72 | 6.0 |
| Bernard Palmer, HSU | 10 | 9 | 0 | 0 | 0 | 54 | 5.4 |
| Zac Wright, OBU | 10 | 0 | 25 | 9 | 0 | 52 | 5.2 |
| B. Giambastiani, HSU | 11 | 0 | 32 | 8 | 0 | 56 | 5.1 |

TACKLES

| | G | Solo | Ast | Total | Avg/G | Sack |
|----------------------|----|------|-----|-------|-------|------|
| John Perkins, UWG | 10 | 56 | 41 | 97 | 9.7 | 1.5 |
| Adam Carter, UWG | 10 | 44 | 39 | 83 | 8.3 | 0.5 |
| Lewis Thompson, UWA | 11 | 28 | 63 | 91 | 8.3 | 2.5 |
| Kidane McBride, UWA | 11 | 37 | 46 | 83 | 7.5 | 1.0 |
| Michael Johnson, UNA | 12 | 40 | 47 | 87 | 7.2 | 3.0 |
| Sevoohn Greer, HU | 10 | 53 | 17 | 70 | 7.0 | 4.5 |
| Jamario McClain, OBU | 10 | 32 | 35 | 67 | 6.7 | 0.0 |
| Josh Crosby, OBU | 10 | 43 | 24 | 67 | 6.7 | 0.5 |
| Zach Noel, ATU | 10 | 36 | 30 | 66 | 6.6 | 0.0 |
| Charles Green, HSU | 11 | 18 | 54 | 72 | 6.5 | 1.0 |
| Quincy Skinner, ATU | 10 | 43 | 20 | 63 | 6.3 | 0.0 |
| G. Webster, UAM | 11 | 41 | 26 | 67 | 6.1 | 1.5 |
| Terrence Smith, SAU | 11 | 36 | 31 | 67 | 6.1 | 1.0 |
| Brian Mcnair, UNA | 12 | 36 | 34 | 70 | 5.8 | 1.0 |
| Solomon Edwards, UAM | 10 | 31 | 27 | 58 | 5.8 | 0.0 |
| Ja. Wiggins, DSU | 14 | 39 | 42 | 81 | 5.8 | 0.0 |
| Jabrayl Ward, HSU | 11 | 31 | 32 | 63 | 5.7 | 0.0 |
| Robert Towns, HU | 10 | 40 | 17 | 57 | 5.7 | 0.0 |
| Jamal Johnson, ATU | 8 | 22 | 23 | 45 | 5.6 | 3.0 |

| | | | | | | |
|------------------------------|-----------|-----------|-----------|-----------|------------|------------|
| Donald White, OBU | 10 | 28 | 28 | 56 | 5.6 | 0.0 |
| Donial Summers, UWA | 9 | 30 | 20 | 50 | 5.6 | 0.0 |
| Jermaine Gadson, UWG | 10 | 19 | 36 | 55 | 5.5 | 1.0 |
| Tim Kelley, UWA | 11 | 22 | 38 | 60 | 5.5 | 5.0 |
| William Montford, VSU | 10 | 20 | 34 | 54 | 5.4 | 1.0 |
| Cliff Gardner, OBU | 10 | 22 | 32 | 54 | 5.4 | 1.0 |
| DJ Papillion, HSU | 11 | 20 | 39 | 59 | 5.4 | 1.0 |
| Wes Ables, UAM | 11 | 27 | 32 | 59 | 5.4 | 0.0 |

SACKS

| | G | Solo | Ast | Yds | Total | Avg/G |
|----------------------|----|------|-----|-----|-------|-------|
| Michael Eubanks, DSU | 15 | 9 | 3 | 83 | 10.5 | 0.70 |
| Odell Willis, UWG | 10 | 5 | 4 | 59 | 7.0 | 0.70 |
| Ryan Brick, UNA | 11 | 6 | 1 | 40 | 6.5 | 0.59 |
| Jason Riles, UWA | 10 | 5 | 2 | 39 | 6.0 | 0.60 |
| Sam Carter, HSU | 11 | 4 | 2 | 41 | 5.0 | 0.45 |
| Donovan Greyson, DSU | 15 | 3 | 4 | 36 | 5.0 | 0.33 |
| Tim Kelley, UWA | 11 | 4 | 2 | 15 | 5.0 | 0.45 |
| Andre Culpepper, UWG | 10 | 3 | 3 | 34 | 4.5 | 0.45 |
| Sevoohn Greer, HU | 10 | 4 | 1 | 25 | 4.5 | 0.45 |
| Derrick Chatman, UNA | 12 | 3 | 2 | 33 | 4.0 | 0.33 |

TACKLES FOR LOSS

| | G | Solo | Ast | Yds | Total | Avg/G |
|----------------------|----|------|-----|-----|-------|-------|
| Michael Eubanks, DSU | 15 | 22 | 4 | 130 | 24.0 | 1.60 |
| John Perkins, UWG | 10 | 14 | 3 | 37 | 15.5 | 1.55 |
| Tim Kelley, UWA | 11 | 10 | 11 | 44 | 15.5 | 1.41 |
| Odell Willis, UWG | 10 | 9 | 9 | 76 | 13.5 | 1.35 |
| Sam Carter, HSU | 11 | 9 | 6 | 56 | 12.0 | 1.09 |
| Donovan Greyson, DSU | 15 | 8 | 7 | 58 | 11.5 | 0.77 |
| B. Mayweather, UAM | 11 | 9 | 5 | 40 | 11.5 | 1.05 |
| Sevoohn Greer, HU | 10 | 10 | 2 | 41 | 11.0 | 1.10 |
| Jason Riles, UWA | 10 | 7 | 7 | 50 | 10.5 | 1.05 |
| Kidane McBride, UWA | 11 | 8 | 4 | 24 | 10.0 | 0.91 |

FUMBLES FORCED

| | G | Num | Avg/G |
|------------------------------|-----------|----------|-------------|
| Andrew Murphy, ATU | 10 | 4 | 0.40 |
| Odell Willis, UWG | 10 | 4 | 0.40 |
| Terry McNack, ATU | 10 | 4 | 0.40 |
| Sevoohn Greer, HU | 10 | 4 | 0.40 |
| Jamal Johnson, ATU | 8 | 3 | 0.38 |
| J. Jackson, UWA | 10 | 3 | 0.30 |
| Zach Noel, ATU | 10 | 3 | 0.30 |
| John Perkins, UWG | 10 | 3 | 0.30 |
| B. Mayweather, UAM | 11 | 3 | 0.27 |
| William Montford, VSU | 10 | 2 | 0.20 |

PASSES DEFENDED

| | G | Brup | Int | Total | Avg/G |
|-----------------------------|-----------|-----------|----------|-----------|-------------|
| Divon Hughes, HSU | 11 | 21 | 5 | 26 | 2.36 |
| Robert Towns, HU | 10 | 11 | 8 | 19 | 1.90 |
| Maurice Leggett, VSU | 10 | 12 | 3 | 15 | 1.50 |
| Quincy Skinner, ATU | 10 | 5 | 8 | 13 | 1.30 |
| Rickey Wright, SAU | 11 | 7 | 4 | 11 | 1.00 |
| Solomon Edwards, UAM | 10 | 5 | 5 | 10 | 1.00 |
| D. Caldwell, SAU | 11 | 7 | 4 | 11 | 1.00 |
| Jabrayl Ward, HSU | 11 | 9 | 1 | 10 | 0.91 |
| Lavar Wyatt, UAM | 10 | 7 | 2 | 9 | 0.90 |
| Monterio James, DSU | 15 | 8 | 5 | 13 | 0.87 |

WALDOOSTA STATE



VSU RECORDS



VALDOSTA STATE AND THE HARLON HILL TROPHY


Valdosta State football has played a large role in the selection of the Division II player-of-the-year, who receives the coveted Harlon Hill Trophy during festivities held in conjunction with the national championship game in early December each year. The trophy is named after former Florence State Teacher's College (now University of North Alabama) wide receiver Harlon Hill, who went on to start for the Chicago Bears in the NFL.

In 1994, Chris Hatcher won the Hill trophy by the second largest vote margin in the 17-year history of the award. Hatcher won the award after throwing for 4,076 yards and 55 touchdowns, against just 10 interceptions, while completing 367 of 508 passes. Hatcher led Division II in passing efficiency during the regular season and directed VSU to its first Division II post-season appearance.

Two years later, Lance Funderburk, his successor as Blazer quarterback, was runner-up for the prestigious honor. Funderburk completed 342 of 532 passes on the season, a .643 completion percentage, and threw 38 touchdowns while being intercepted 14 times. His 4,226 yards passing on the year are both a Valdosta State and Gulf South Conference record.

In 2000, then junior quarterback Dusty Bonner was a landslide winner of the award, making Valdosta State one of only three schools to boast multiple winners. Bonner directed VSU to a 10-2 mark on the year while completing 351 of 488 passes. He tied Hatcher's Blazer and Gulf South Conference mark of 55 touchdown passes, against just eight interceptions, and tallied 4,126 yards.

In 2001, Bonner took home the gold once again, becoming only the second player in the history of the award to win it back-to-back. Bonner completed 298 of his 425 passing attempts for 4,037, becoming the first player in VSU history to throw more than 4,000 yards in back-to-back years. The senior threw 52 touchdowns and 14 interceptions while completing 70.1% of his passes.



Dusty Bonner
2000 and 2001 Winner

Valdosta State's Harlon Hill Finalists

Chris Hatcher

1991-94 @ 1994 Harlon Hill Trophy Winner

| Year | Att | Comp | Int. | Pct. | Yds | TDs |
|---------------|-------------|-------------|-----------|-------------|---------------|------------|
| 1991 | 150 | 81 | 4 | .540 | 1088 | 8 |
| 1992 | 400 | 264 | 14 | .660 | 2548 | 21 |
| 1993 | 471 | 335 | 11 | .711 | 3651 | 37 |
| 1994 | 508 | 367 | 10 | .722 | 4076 | 55 |
| Totals | 1529 | 1047 | 39 | .685 | 11,363 | 121 |

Lance Funderburk

1992-96 @ 1996 Harlon Hill Trophy Runner-up

| Year | Att | Comp | Int. | Pct. | Yds | TDs |
|---------------|-------------|------------|-----------|-------------|-------------|-----------|
| 1992 | 10 | 5 | 1 | .500 | 40 | 0 |
| 1993 | 41 | 28 | 0 | .683 | 220 | 3 |
| 1995 | 544 | 356 | 12 | .654 | 3706 | 26 |
| 1996 | 532 | 342 | 14 | .643 | 4226 | 38 |
| Totals | 1127 | 731 | 27 | .649 | 8192 | 67 |

Dusty Bonner

2000-01 @ 2000 and 2001 Harlon Hill Trophy Winner

| Year | Att | Comp | Int. | Pct. | Yds | TDs |
|---------------|------------|------------|-----------|-------------|-------------|------------|
| 2000 | 488 | 351 | 8 | .719 | 4126 | 55 |
| 2001 | 425 | 298 | 14 | .701 | 4037 | 52 |
| Totals | 913 | 649 | 22 | .711 | 8163 | 107 |



Chris Hatcher
1994 Winner




Lance Funderburk
1996 Runner-Up



Initiated in 1997, the Valdosta State University Athletic Hall of Fame is an honorary society begun six years ago to further enhance the sparkling reputation of VSU athletics. Seven former student-athletes and one former coach/administrator comprised the inaugural class. Four more standouts were added in 1998, six (including two alumni from Georgia State Womens College) entered in 1999, and four more joined the elite list each year from 2000 to 2006 while five were inducted in 2007, bringing the membership to 51.

Five former football players are members of the Hall. Jessie Tuggle was a member of the inaugural class, Antonio Edwards entered in 1999, current VSU head coach Chris Hatcher came on board in 2001, Keith Moore was inducted in 2002 and Lance Funderburk was added in 2004.

The formal induction ceremony is held in January or February each year.



Jessie Tuggle



Antonio Edwards



Chris Hatcher



Keith Moore



Lance Funderburk



Dusty Bonner

1997

- Eric Anderson, Men's Tennis, 1988-91
- Sam Bowen, Men's Basketball, 1973-74
- Eddie Brown, Men's Basketball, 1977-81
- Chan Dixon, Women's Tennis, 1988-91
- Joe Germano, Men's Cross Country, 1976-77
- Susan Grant Jackson, Coach/Administrator, 1959-84
- Susan Taylor, Women's Basketball, 1976-80
- Jessie Tuggle, Football, 1983-86

1998

- Gary Colson, Coach, 1958-68
- Gene Felts, Baseball, 1971-74
- Bobby Ritch, Men's Basketball, 1962-66
- Shannon Williams, Women's Basketball, 1986-90

1999

- Candace Fincher, Women's Basketball, 1983-87
- Nancy Irby, Women's Tennis, 1979-82
- Jack O'Howell, American Ball, 1931-35
- Mike Perry, Baseball/Men's Basketball, 1960-64
- Jackie Studstill, Women's Basketball, 1931-35
- Cecil Whitehead, Baseball, 1976-78

2000

- Antonio Edwards, Football, 1989-92
- Willie Oxford, Men's Basketball, 1969-73
- Kelly Scott, Baseball, 1979-80
- Lyndal Worth, Coach, 1974-81

2001

- Briny Baird, Golf, 1994-95
- JoJo Blaha, Baseball, 1984-87
- Carol Chason, Women's Basketball, 1975-79
- Chris Hatcher, Football, 1991-94

2002

- Mike Jones, Baseball, 1982-85
- Ray McCully, Men's Basketball, 1962-66
- Keith Moore, Football, 1984-87
- Janice Washington, Women's Basketball, 1980-84

2003

- Jeff Agerter, Baseball, 1982-83
- Sue Ann Christie, Women's Basketball, 1974-78
- Masa Oreskovic, Women's Tennis, 1991-94
- Olivia Parks, Softball, 1992-95

2004

- Lance Funderburk, Football, 1992-96
- Daryl Greenan, Men's Tennis, 1991-95
- Bridgett Moore, Women's Basketball, 1983-87
- Bryan Shover, Baseball, 1992-95

2005

- 1979 National Championship Baseball Team
- Tim Dominey, Men's Basketball, 1970-73
- Sachin Kirtane, Men's Tennis, 1995-98
- David Yarmitzky, Golf, 1990-92

2006

- Klaus Acker, Men's Tennis, 1997-98
- Kevin Durkin, Golf, 1998-99
- Tommy Thomas, Coach, 1967-2007
- Dawn Wynn, Women's Basketball, 1991-95

2007

- Sal Almadeo, Baseball, 1977-79
- Dusty Bonner, Football, 2000-01
- Steve Roberts, Sports Information, 1981-2006
- Nico Sablowski, Men's Tennis, 1998-2001
- Tracy Sprolden Kimethu, Women's Basketball, 1998-2001



FORMER BLAZERS IN THE PROS

A total of 21 Valdosta State Blazers have joined the pro ranks upon completing their eligibility at the school. These players have gone on to have successful careers at every level of professional football, including the National Football League, the Canadian Football League and the Arena Football League.

Valdosta State's most famous football alum, in terms of a post-VSU career, is former Atlanta Falcon Jesse Tuggle. Tuggle joined the Falcons in 1987 and spent his entire 13-year career with the team. He played in five Pro Bowls and ended his career with an NFL record five fumbles returned for touchdowns. Tuggle registered 12 straight 100-tackle seasons and ended his playing days with a team-record 2,065 tackles.

Richard Collier, who ended his VSU career in 2005, is the Blazers' only current NFL player. Collier signed a free agent contract with the Jacksonville Jaguars prior to the 2006 season and played in four games at offensive tackle.

Other former Blazers to make the pro ranks have included: Mark Catano (Pittsburgh, NFL), Richard Freeman (Atlanta, NFL), Randy Fisher (New Orleans, NFL), Artie Ulmer (Atlanta, NFL), Robert Williams (Kansas City, NFL), Carlos Johnson (Philadelphia, NFL), Robert Morris (Seattle, NFL), Dusty Bonner (Atlanta, NFL), Antonio Edwards (Carolina, NFL), Mike Bowman (Green Bay, NFL), Brad Trout (Atlanta, NFL), Mike Berry (Indianapolis, NFL), Reggie Rhodes (Miami, NFL), Dominique Ross (Tampa Bay, NFL), Erasmus Harvey (Winnipeg, CFL), Lance Funderburke (Montreal, CFL), Ced Dickerson (Winnipeg, CFL), Andre Hampton (Shreveport, AFL) and York Kurinsky (Birmingham, AFL)



Jesse Tuggle



Mark Catano




Reggie Rhodes



Dominique Ross



Mike Berry




Brad Trout



Artie Ulmer



Richard Freeman



Richard Collier



Mike Bowman



Randy Fisher



Ced Dickerson



ALL-AMERICA HONOREES

1982 Mark Catano, OT
 1984 Lenny Parker, LB; Keith Moore, K; Chris Dupree (HM)
 1986 Jessie Tuggle, LB
 1988 Robert Morris, DL; Jimmy Brookins, LB (2nd); Mikeal Lovejoy, S (2nd); Randy Fisher, FL (HM)
 1989 Randy Fisher, FL
 1990 Deon Searcy, FS; Jack McTyre, K
 1991 Antonio Edwards, DE (Defensive Lineman of the Year)
 1993 Chris Hatcher, QB; York Kurinsky, OT
 1994 Chris Hatcher, QB
 1996 Lance Funderbuck, QB

1997 Richard Freeman, DE
 1998 Antonio Speed, LB (HM)
 2000 Dusty Bonner, QB; C.J. Lofton, TE
 2001 Dusty Bonner, QB; C.J. Lofton, TE; Reggie Mosley, WR; Tully Payne, C; Jason King, OT
 2002 Aaron Jenkins, RB; C.J. Lofton, TE; Reggie Mosley, WR; Dewayne Smith, NG
 2004 Will Rhody, K; Torrey Howard, OL; Tim Thompson, DL; Spencer Fortson, DB; Tyran Robinson, RB; Fabian Walker, QB
 2006 Sherard Reynolds, FS

ALL-GULF SOUTH CONFERENCE HONOREES

1982 Carl Armstrong, WR
 Mark Catano, OT (2nd)
 Cliff Fouty, LB (2nd)
 Jimmy Francis, CB (2nd)
 James Owens, QB (2nd)
 1983 Lenny Parker, LB
 Mark Catano, OT
 Cliff Fouty, LB (2nd)
 Dallis Smith, CB (2nd)
 1984 Lenny Parker, LB
 Dallis Smith, CB (2nd)
 Jessie Tuggle, DE (2nd)
 Timmy Massey, SS (2nd)
 Chuck Dunmon, OG (2nd)
 1985 Jessie Tuggle, LB
 Dallis Smith, CB
 Terry Mallory, P
 Freddie Thomas, LB (2nd)
 Jimmy Francis, FS (2nd)
 Mark Dace, QB (2nd)
 R.D. Swain, OG (2nd)
 Darrien Teals, WR (2nd)
 1986 Jessie Tuggle, LB*
 Dallis Smith, CB
 Randy Fisher, WR#
 Terry Mallory, P
 R.D. Swain, OG (2nd)
 James Gibson, DT (2nd)
 Keith Reddings, DE (2nd)
 1987 Randy Fisher, WR
 Jimmy Brookins, LB (2nd)
 1988 Randy Fisher, WR
 Jimmy Brookins, LB
 Buddy Phillips, OT
 Robert Morris, DT (2nd)
 1989 Randy Fisher, WR
 Keith Jones, TE
 Robert Morris, DE
 Ramon Allen, RB (2nd)
 Shaun Utley, LB (2nd)
 Randy Williams, C (2nd)
 1990 Antonio Edwards, DE
 Jack McTyre, K
 Dexter Holiday, WR (2nd)
 1991 Antonio Edwards, DE

Chris Dupree, SS
 Don Kelly, K
 Will O'Steen, C
 Marcus Walker, DL (2nd)
 Dexter Holiday, WR (2nd)
 Scott Long, TE (2nd)
 1992 Antonio Edwards, DE*
 Chris Dupree, SS
 Calvin Walker, WR
 York Kurinsky, OT
 Chris Hatcher, QB (2nd)
 Matt Moore, OG (2nd)
 Andre Hampton, DE (2nd)
 Erasmus Harvey, LB (2nd)
 1993 Chris Hatcher, QB
 Calvin Walker, WR
 York Kurinsky, OL
 Andre Hampton, DE
 Erasmus Harvey, LB
 Tony Hill, SS
 Stanley Flanders, RS (2nd)
 1994 Chris Hatcher, QB+
 Dominique Ross, FB
 Robert Williams, WR
 Stanley Flanders, WR
 Matt Moore, OG
 Andre Hampton, DE
 Marcus Johnson, FS
 Erasmus Harvey, LB (2nd)
 Shay Williams, DE (2nd)
 Edward Mitchell, LB (2nd)
 1995 Tauese Letuli, OG
 Sean Pender, WR
 Lance Funderburke, QB (2nd)
 Ryan Branch, LB (2nd)
 Drew McPhail, OT (2nd)
 Wayne DeVane, P (2nd)
 1996 Lance Funderburke, QB+
 Rodney Brown, WR
 Sean Pender, WR
 Felise Muai, OL
 Drew McPhail, OL
 Artie Ulmer, DL
 James Lockhart, LB
 1997 Mike Bowman, WR

Richard Freeman, DE
 Jesse Sutton, LB
 Vontrell Mitchell, RB (2nd)
 David Fox, DE (2nd)
 Arto Vartanian, DT (2nd)
 Brad Trout, SS (2nd)
 James Lightfoot, K (2nd)
 Eric Doggett, RS (2nd)
 1998 Arto Vartanian, DT
 Antonio Speed, LB*
 Jesse Sutton, LB
 Dennis Fryzel, WR (2nd)
 Vaughn Clark, CB (2nd)
 1999 Antonio Speed, LB*
 Michael Williams, LB
 Vaughn Clark, CB
 Jason King, OT (2nd)
 Travis Francis, RB (2nd)
 Bo Barilauskas, DT (2nd)
 Willie Caldwell, NG (2nd)
 Eric Doggett, RS (2nd)
 2000 Dusty Bonner, QB+
 C.J. Lofton, TE
 Tully Payne, C (2nd)
 Mike Fowler, LB (2nd)
 Reggie Cockerm, LB (2nd)
 Ced Dickerson, FS (2nd)
 Derrick Hill, DE (2nd)
 2001 Dusty Bonner, QB+
 Reggie Mosley, WR, ST
 C.J. Lofton, TE
 Aaron Jenkins, RB
 Bill Epps, OG
 Jason King, OT
 Reggie Cockerm, LB
 Mike Fowler, LB
 Ced Dickerson, Rover
 Shaunta Dismuke, ST
 Keith Gosse, OG (2nd)
 Anthony Poole, DT (2nd)
 Reggie Rhodes, DT (2nd)
 Derek Braxton, CB (2nd)
 2002 Aaron Jenkins, RB+
 Buster Faulkner, QB
 Reggie Mosley, WR

C.J. Lofton, TE
 Torrey Howard, OG
 Chance Hutto, OT
 Dewayne Smith, NG
 Tabious Carter, LB
 Ced Dickerson, DB
 Reggie Rhodes, DT (2nd)
 Marlin Adams, LB (2nd)
 Jason Cost, LB (2nd)
 2003 Torrey Howard, OG
 Tim Thompson, DE
 Jason Cost, LB
 Andre Zellner, WR (2nd)
 Derrick Hill, DE (2nd)
 Dee Williford, LB (2nd)
 Wesley Brown, FS (2nd)
 Elliott Burkes, CB (2nd)
 2004 Tyran Robinson, RB
 Torrey Howard, OL
 Tim Thompson, DE
 Spencer Fortson, DB
 Will Rhody, K
 Derrick Hill, DE (2nd)
 Terel Toomer, DL (2nd)
 Leighton Cooley, OL (2nd)
 Will Shelton, OL (2nd)
 Sam Reynolds, DB (2nd)
 Travis Tidwell, P (2nd)
 2005 Tim Thompson, DE
 Richard Collier, OT
 Michael Green, K
 Dedrick Morrison, DE (2nd)
 2005 Cedric Jones, WR#
 Travis Harrison, DE
 Sherard Reynolds, FS/RS
 Shawn Harris, ST
 Willie Copeland, QB (2nd)
 William Montford, LB (2nd)

+Offensive Player of the Year
 *Defensive Player of the Year
 #Freshman of the Year



BLAZER LETTERWINNERS

A

- Ashley Abrams, DB 1982
- Bama Adams, WR 2002-04
- Marlin Adams, LB 2000-03
- Kevin Adkins, DB 2004-06
- Howard Akers, WR 1987-88
- Timi Aganga-Williams, LB 2002-03
- Matt Alexander, OT 1990-91
- Jody Allen, DE 1982
- Ramon Allen, RB 1988-91
- Steve Allen, OT 1982
- Tony Allen, RB 1985
- Greg Alley, OG 1982-83
- Carlos Anderson, DB 2006
- Kelvin Anderson, WR 1993
- Tirrell Andrews, WR 1994-96
- Carl Armstrong, WR 1982
- Cary Arneson, DB 1982
- Thomas Arnold, RB 2005
- David Ashby, P 1993-94
- Eddie Ashley, RB 1990
- Tyler Aurandt, WR 2003-06
- Eugene Autry, DB 1993-94

B

- Keith Backstrom, LB 1988-89
- Darryl Baker, LB 1999-02
- Desmon Baker, DE 1995-96
- Mike Baldwin, DB 1990
- Bryan Banks, OT 1984-87
- David Banks, TE 1992-94
- Tony Barnes, LB 1999-00
- Kenn Barnett, QB/P 1999, 2002-04
- Rodrigus Bartell, WR 1986
- Bo Barzilauskas, DL 1999
- Josh Bass, DT 2006
- Terrell Battle, DB 1996-98
- Brad Bauer, K 1982-84
- Marc Beach, WR 1991-92
- Pernell Bee, RB 1983
- Anthony Beedles, DB 1999
- Terrence Bell, DB 2004
- Travis Bemby, DB 1992
- Mike Berry, DL 1992-94
- Steve Betros, LB 2005-06
- Reid Bethea, K 2001
- Jason Birt, DB 1994
- Andy Bishop, K 1998-2001
- Melvin Black, DE 2006
- Stacey Blake, OT 1982-83
- Gio Blalock, LB 2003-06
- Andy Blanchard, LB 1984-86
- Jeremiah Blount, RB 1987
- Oliver Blount, DT 1985-86
- Steve Bodi, DE 1983-84
- Erik Boland, OG 2001
- Elson Bolar, DT 1983-84

C

- Keith Bonnell, OT 1983-85
- Dusty Bonner, QB 2000-01
- Bobby Booker, LB 1987-89
- Abram Booty, WR 2001
- Shawn Bostick, C 1990-93
- Mike Bowman, WR 1996-97
- Robert Boyette, DL 1982
- Keith Braddock, DB 1993-94
- Delrick Bradley, DB 1999-00
- Ryan Branch, LB 1993-96
- Shawn Brannen, OT 1993-94
- Derek Braxton, DB 1998-01
- Kevin Bray, DB 2006
- Michael Brenton, OG 1987-90
- Joey Brett, QB 1991
- Milon Brezial, DB 2000-02
- Lardell Brinson, WR 1994, 1996
- Terrence Brisbon, RB 1984
- Jason Brock, OG 1989
- Charles Brooks, DT 1985
- Adam Brown, DL 1999, 2001-02
- Arthell Brown, DB 2000-01
- Carlos Brown, FB 1996
- Rodney Brown, WR 1995-96
- Vincent Brown, RB 2004-05
- Wesley Brown, DB 2000-03
- Chad Bryant, RB 2005-06
- Elliott Burkes, DB 1999, 2002-03

- Shaun Calhoun, QB 2003-04
- Clay Callaway, WR 2004-06
- Rod Callaway, DT 1987-90
- Bret Calzaretta, LB 1982
- Cedric Campbell, RB 1984
- Vince Capece, LB 1983-85
- Xavier Carrington, DL 2001-03
- Harvey Carter, DL 1982
- Tabious Carter, DB 1999-02
- Mark Catano, OT 1982-83
- Dean Chandler, DT 1996
- Greg Chapman, OG 1999-00
- Darryl Cherry, OG 1994
- Brian Chestnutt, P 1989-91
- Mike Christopher, RB 1999-00
- Henry Chubb, RB 1982-83
- Eric Clark, RB 1985-88
- Jamaal Clark 2006
- Josten Clark, C 1991-94
- Tommy Clark, C 1990-92, 94
- Vaughn Clark, DB 1996-99
- Julanda Clayton, DB 1995-96
- Dantra Clements, WR 2002
- Reggie Cockerm, LB 1997, 99-01
- Cary Cody, WR 1982, 84-86
- Jay Coley, WR 1982
- Richard Collier, OT 2004-05
- Keith Cooksey, WR 1993, 95-97

D

- Leighton Cooley, C 2002-04
- Greg Cooper, RB 1998-00
- Nikko Cooper, WR 1996, 1998
- Marcus Copeland, FB 1987-90
- Roger Copeland, LB 1987
- Willie Copeland, QB 2006
- Abundio Corchado, OL 2006
- Jeff Corley, DS 1999-02
- Jason Cost, LB 2000-03
- Tye Cottle, QB 1987-90
- Vic Crawford, DB 1984
- Jeff Creveling, QB 2003
- Elkannah Crockett, DB 1982
- Nathan Cronic, QB 1997-99
- Kevin Crosby, FB 1992
- Michael Cullen, LB 2005-06

- Mark Dace, QB 1984-87
- Rod Dalton, WR 2000, 02-04
- Donnie Daniels, LB 2004
- J.D. Daniels, WR 1982
- Jermel Daniels, DL 2005-06
- Chance Darcy, 2005-06
- Chris Davenport, LB 1989-90
- Calvin Davis, LB 1990
- Gerald Davis, OG 2004-06
- Kelvin Davis, DT 1988
- Mike Davis, WR 1994-95
- Reginald Davis, WR 1988-91
- Rick Davis, QB 1982
- Shamonta Dean, DB 1999-02
- Dustin DeHaven, DE 2004-05
- Fran Delaney, DS 1988-89
- Stephen Delk, K 2002-04
- Jamie Deloach, QB 1992-95
- Wayne DeVane, P 1994-97
- Richard DeWees, LB 1989
- Ced Dickerson, DB 1999-02
- Jerry Dillard, K 1993
- Shaunta Dismuke, DB 1999, 2001
- Derek Dixon, DB 1997-98
- Dustin Dodson, C 2001-03
- Eric Doggett, WR 1997-99
- Lavarus Dollar, LB 2005-06
- Artie Dovers, OG 1982
- Eddie Dowdell, WR 2002-03
- Derek Dragon, DB 1999
- Todd Douthit, K 1995-96
- Jody Dowda, OT 1990-91
- Dezric Dugger, DL 2006
- Blake Duncan, FB 1989-91, 93
- Chuck Dunmon, OT 1982-85
- Andrew Dunn, C 2006
- Fred Dunn, LB 2001-04
- Chris Dupree, DB 1989-91

E

- John Eaton, OG 1982
- Jos Edison, OT 2003-06
- Antonio Edwards, DE 1989-92
- Kewon Edwards, LB 1999
- Rodney Edwards, LB 2001-02
- Calvin English, DE 2002-05
- Bill Epps, OG 1997-98, 2000-01

F

- Albert Fanoga, DB 1995
- Leon Farmer, LB 1985
- Ken Fasnacht, WR 1983
- Buster Faulkner, QB 2001-03
- Eric Faulkner, DE 1984-87
- Jeffery Felton, WR 2004-06
- Matt Fiorelli, DE 1992-95
- Randy Fisher, WR 1986-89
- Mike Fitzpatrick, WR 1990
- Stanley Flanders, WR 1993-94
- Brad Fleming, OG 2002-03
- Tim Fleming, OG 1993
- Michael Flood, DB 2002-05
- Tracy Flounoy, DL 2003-04
- Steve Foote, C 1994-95
- Reggie Ford, WR 1982
- Spencer Fortson, DB 2002-04
- Scott Foss, DB 2002-05
- Cliff Fouty, LB 1982-83
- Chris Fowler, DB 2002-03
- Mike Fowler, LB 1999-01, 2006
- David Fox, DE 1996-98
- Walt Foy, DB 1991-94
- Jimmy Francis, DB 1982-85
- Travis Francis, RB 1999-00
- Richard Freeman, DE 1996-97
- Dennis Fryzel, WR 1997-98, 2000-01
- Rodney Fulk, K 1987
- J.T. Fuller, LB 1996-99
- Darrell Funderburk, QB 1985-88
- Lance Funderburk, QB 1992-93, 95-96

G

- Chad Gallahan, K 2005-06
- Cedric Gantt, DL 1986
- Doug Garrity, DL 2000-03
- Chris Gaston, LB 1997
- Bert Gelis, DL 1985-88
- Tommy George, DL 1999
- Andy Gibbs, P 1998, 00
- Erik Gibson, WR 1997-98
- James Gibson, DL 1983-86
- Mike Gibson, DB 1993-95
- Dorian Gilliam, RB 2001-04
- David Gilyard, LB 1982
- Kris Gingrow, OL 1995-97



John Gladden, LB 1990-92
 Jeff Glazer, DB 1998
 David Glisson, RB 1993, 1995
 Alex Godfrey, RB 2003
 Gary Goff, WR 1995-96
 Matt Gonzalez, DL 2006
 Keith Gosse, OG 1999-01
 Glen Gozier, DL 2002
 Leon Gray, LB 2002
 Chad Grabowski, DE 1998-99
 Matt Grabowski, WR 1998
 John Gray, DL 1982-83
 Kevin Gray, WR 1984
 Michael Green, K 2003-05
 Shadrick Green, TE 1993
 Jeff Greer, DE 1995-96
 Michael Greer, WR 2001
 Steve Greer, WR 1991-94
 Lewis Grier, QB/WR 1999-00
 Steve Griffin, QB 1982-83
 Ryan Grubbs, LB 1984
 John Gulyas, OT 1997-99
 Jason Guzzardo, K 2000

H

Jack Hall, DE 1996
 Paul Hall, LB 1990-91
 Stanley Hall, RB 1989-90
 Todd Hall, C 1996
 Wayne Hamm, TE 1982-84
 Andre Hampton, DE 1992-94
 Dennis Hampton, DE 1993
 Roshod Hampton, DL 2001
 Jeff Hanton, DB .. 1982-83, 85-86
 Rico Harley, OT 1999-00
 Austin Harmon, DB 1996-98
 Donnie Harrell, RB 1985-88
 Bryce Harrington, K 2001
 Antwan Harris, DB 2003-05
 Derrick Harris, DB 1983-84
 Jonathan Harris, TE 1992-94
 Shawn Harris, DB 2004-06
 John Harrison, DS 2002-04
 Travis Harrison, DE 2005-06
 Dwayne Hart, DB 1987-90
 Erasmus Harvey, LB 1991-94
 Chris Hatcher, QB 1991-94
 Ross Hawthorne, LB 2000-01
 Ashley Henderson, OG 2000-01
 Mike Henry, C 1983-84
 Chester Hightower, LB 1986
 Derrick Hill, DE 2000, 02-04
 Tony Hill, DB 1991-94
 John Hinson, DL 1992-94
 John Hobdy, QB 2000
 Craig Hodge, DL 1999
 Rory Hogan, DL 1997-00
 Dexter Holiday, WR 1986, 89-91

Hobie Holiday, DE 2003
 Mendez Hollis, DB 1997-99
 Cedric Holton, DB 1998
 Jimmy Holton, OG 1987
 Jeff Hooks, LB 1985-86
 Carlos Hope, WR 1995, 97-99
 Alphonso Hopkins, DB 2004
 Averil Houston, DB 1995
 Bo Houston, OG 1990-91
 Greg Hoven, WR 1984-85
 Torrey Howard, OG 2001-04
 James Hubbard, OG/NG .. 1992-95
 Doug Hunter, QB 1983-85
 James Hutley, DT 2004-05
 Chance Hutto, OT 2001-02

J

Chris Jackson, CB 1995
 Edward Jackson, DB 1987-89
 Jerome Jackson, RB .. 1982-83, 86
 Stonewall Jackson, RB 1985
 Eric Jarvis, C 1982-83
 Willie Jefferson, LB 1983
 Jason Jelks, DB 1993-95
 Aaron Jenkins, RB 2000-03
 Kenny Jennings, DB 1983-84
 Brandon Jernigan, OL .. 1996-97
 Carlos Johnson, WR 2000-01
 Casey Johnson, DE 1990
 Chris Johnson, DE 1998-01
 Emanuel Johnson, DL .. 1993-94
 Marcus Johnson, DB 1991-94
 Tommy Johnson, DE 1994-95
 Willie Johnson, NG 2004-05
 Donnie Johnston, QB ... 1995-98
 Barry Jones, FB 1992-93
 Cedric Jones, WR 2006
 Chris Jones, LB 2006
 Keith Jones, TE 1986-89
 Maurice Jordan, DL 1986-89
 Tyrone Jordan, WR 2000, 02-03
 Dominic June, LB 1997-98

K

Don Kelly, K 1990-92
 John Kenny, OL, DL 1989-91
 Jason King, OT 1998-01
 Jimmy King, TE 1993-94
 Everett Kitchens, ROV .. 2005-06
 Scott Klees, QB 1990
 York Kurinsky, OL 1992-93

L

Trevor Lansford, RB 1994
 Lance Laskey, TE 1988
 Mike Laussen, DL 1995
 Mark Lawson, LB 1982-84

Decaris Leeks, OG 2005-06
 Maurice Leggett, LB 2004-06
 Michael Leslie, RB 2001
 Tauese Letuli, OL 1994-95
 Archie Lewis, DB 1994
 Chris Lewis, LB 2006
 James Lightfoot, K 1997-98
 Ray Lloyd, C 1983-86
 James Lockhart, LB 1993-96
 C.J. Lofton, TE 1999-02
 Greg Lofton, WR 2002-03
 Scott Long, TE 1989-91
 Scottie Long, LB 1986
 Stan Long, OG 1983
 Vernon Loree, K 1993-95
 Mikeal Lovejoy, DB 1986-88
 Eric Luke, DB 1988-91
 Jeremy Lundy, OL 1994-96
 Marcellas Lyles, DE 1997, 99
 Fatari Lyons, DE 2001-02

M

George Mackey, DE 1982
 Kevin Maddox, P 1987
 Pat Magennis, OL 1995
 Terry Mallory, QB-P 1983-86
 Brad Martin, WR 1983
 Derryl Mason, WR 1983-84
 Timmy Massey, DB 1982-85
 William Massey, RB 1985
 Octavio Matamoros, OG 1992
 Bo May, DT 2006
 Alvoid Mays, DB 1984
 Mike McBride, RB 1982
 Paul McCall, K 1996-97
 Derick McCant, DB 1989-91
 Harold McClain, DL 1989-92
 Joseph McCauley, LB 2006
 Wade McCool, OG 1999
 Ryan McCormick, TE 1995
 Clint McCrory, DL 1982
 Mike McCullough, P 1988-89
 Kelvin McDavis, OG 2001-04
 Deon McGhee, DE 1999-01
 Alex McKinnie, RB 1982-83
 Drew McPhail, OL 1994-96
 James McRae, TE 1986-87
 Jack McTyre, K 1988-90
 Danny Metcalf, LB .. 1987-88, 90
 Keith Miles, DE 1987
 Vic Miller, LB 1999-00
 Jerome Mills, DB 1996-97
 William Milton, RB 2002-05
 Herbert Mingo, RB 1991
 Charles Mitchell, LB 1984-86
 Edward Mitchell, LB 1993-94
 Rob Mitchell, WR 1983
 Vontrell Mitchell, RB 1995-98

William Montford, LB .. 2004-06
 Clifton Montgomery, RB 1984
 Donald Monts, OG 1982
 Demetrick Moore, DB 2001
 Harvey Moore, OL 1996, 2000
 Keith Moore, K 1983-86
 Matt Moore, OL 1991-94
 Robert Morris, DE 1986-89
 Teddy Morris, OL 2006
 Dedrick Morrison, DE .. 2002-05
 Gary Morton, DB 1992
 Chad Mosley, P 1991-92
 Jackson Mosley, DB 1982
 Reggie Mosley, WR 1999-02
 Scott Mowry, LB 1985-88
 Felise Muai, OL 1995-96
 Matt Mumme, QB 1994, 96
 Tony Murphy, LB 1987
 Darrell Mydell, DB 1993-94

N

Davis Nall, OT 2005-06
 J.R. Neal, OT 2000-01
 Tremaine Neal, LB 1997-98
 Carlton Nelson, RB 1996-97
 Clay NeSmith, DL 1986
 Anthony Newsome, DE 1983
 David Niemeyer, DL 1982
 John Norris, OT 1984-87
 Alberto Nurse, LB 1995-98

O

Alex Oakes, LB 1988
 Sammy Ogletree, LB 1999
 Wendell Olden, RB 1997
 Calvin Orr, DB 1986-89
 Willie Osborn, WR 1989
 Will O'Steen, C 1988-91
 James Owens, QB 1982

P

Don Page, DE 2003
 Brent Palma, P 2001
 Scott Palmer, RB 2004-06
 Ted Palmer, DS 1988-90
 Josh Parker, DL 1997
 Lenny Parker, LB 1983-84
 Michael Parker, OT 1987-90
 Tommy Parker, WR 2004
 Zach Parker, WR 2004-06
 George Parsons, LB 1992-93
 Oscar Patterson, DB 2004
 Tully Payne, C 1998-01
 Sean Pender, WR .. 1992-93, 95-96
 Greg Petty, FS 2005-06
 Buddy Phillips, OT 1987-88
 Desmond Phillips, WR 1995



BLAZER LETTERWINNERS

Larry Pividal, TE 1982
 Alan Pohalski, DL 1982
 Anthony Poole, DT 2000-01
 Billy Poole, RB 1993-94
 Richard Popkin, OT 1992
 Eric Porter, LB 1988
 Donnie Powell, FB 2006
 Patrick Prewitt, QB 1997
 Sammie Price, DL 1985
 Tucker Pruitt, QB 2005-06
 Tyler Pruitt, RB 2004-06
 Don Pumphrey, OT 1984-85

R

Ryan Rackley, DB 2000-01
 Todd Ragle, DE 2000-02
 Jerry Randall, DL 1984-85
 Andre Randle, DL 1993-94
 Jessie Randle, DB 1990
 Buddy Ratledge, OT 1983-85
 Jason Ray, OL 1997
 Marcus Ray, RB 1997-00
 Ben Reaves, TE 1983-86
 Charles Reddick, DL 1987-88
 Keith Reddings, DE 1983-86
 Quinton Reed, DB 1983-84
 Jack Reeves, DE 1992
 Robert Renfro, DL 1983-84
 Luis Reveiz, K 1983
 Sam Reynolds, DB 2004
 Sherard Reynolds, WR/DB 2005-06
 Reggie Rhodes, DL 2001-02
 Will Rhody, K 2002-04
 James Richards, OT 2003
 Jason Richards, OL 1990
 Freddie Richardson, LB 1990
 Rodney Rigdon, DE 1994
 Andrew Riley, TE 2000-01
 Rusty Rivers, OG 1984
 Barry Roberson, LB 1989-91
 Calvin Roberts, DB 2004
 Julian Roberts, DE 1996
 Kelvin Roberts, DE 2005-06
 Joe Robinson, WR 1999
 Rashawn Robinson, RB 2006
 Tyrone Robinson, RB 2001-04
 Tyrone Rogers, RB 1991
 Dominique Ross, FB 1992-94
 Lee Rourk, LB 1983
 John Royal, LB 1987
 Carlos Russell, DT 2005
 Davis Russell, OG 2004-06

S

Kevin Sams, DB 1997
 C.A. Sanders, OG 2005-06
 Homer Sanders, WR 1983

Shaun Sanders, DL 1999-00
 Drew Sauls, WR 1984-85
 Mike Scantling, TE 1983
 Richard Schilie, TE 1983
 Clifford Scott, DB 1987-90
 Deon Searcy, DB 1987-90
 Mike Sellars, C 1986-87
 Brock Sellers, C 1982
 Cornelius Seymour, LB 1994-95
 Andy Sharpless, OG 1982-84
 Twion Shealer, OG 2002
 Will Shelton, OT 2002-05
 Kelvin Sheppard, WR 1982-83
 Jimbo Shubert, LB 1996-98
 Pete Shutters, DL 1982-83
 Dean Siegel, DE 1984-85
 James Sirmans, LB 1993-94
 Steve Skeen, RB 2001-03
 Albert Smith, RB 1984, 87
 Anthony Smith, LB 1983
 Dallis Smith, DB 1983-86
 Daveion Smith, DB 2006
 Dedric Smith, WR 2005-06
 Dennis Smith, DB 1983-86
 Dewayne Smith, DT 2001-02
 Jerome Smith, DE 1983
 Larry Smith, WR 2000
 Tavaris Smith, LB 1995-96
 Terry Smith, DB 1994-96
 Tracy Soles, RB 1982-83
 Dudley Spence, LB 2006
 Antonio Speed, LB 1995, 97-99
 Chuck Stamey, OT 1990-93
 Darrell Stephens, WR 2003-04
 Jarmal Stevens, DB 1994-97
 Mitch Stewart, QB 2002-05
 Paul Streacker, C 2004-05
 Gordon Steele, OL 2006
 Dan Strickland, DT 1983-86
 James Strickland, C 1982
 Mel Stripling, OT 1982
 Ryan Sulkowski, C 1996-98
 Roger Sullivan, OL 1996
 Jesse Sutton, LB 1995-98
 Ricky Sutton, DL 1982
 R.D. Swain, OG 1983-86
 Ricky Swales, DE 1990

T

Greg Talley, DE 1992
 Chad Tanner, RB 1990-92
 Lee Tarpley, RB 2000-03
 Darrell Tarver, DE 1986-89
 Brad Tate, LB 1992
 Larry Tatum, C 1984
 Hunter Taylor, DL 1997
 John Taylor, TE 1996-97
 Travis Taylor, WR 2004-06

Darrien Teals, WR 1985-88
 Michael Terry, RB 2005-06
 Derrick Tharpe, WR 2005-06
 Cody Thomas, LB 2003-04
 Freddie Thomas, LB 1984-85
 Raymond Thomas, WR 2003-04, 06
 Curtis Thompson, LB 1983
 Hugh Thompson, QB 1982
 Jay Thompson, OG 1996-97
 Tim Thompson, DE 2002-04
 Anthony Thornton, DL 1990-91
 Gary Thornton, DB 1990-91
 Travis Tidwell, P 2004-05
 Allen Tillman, QB/WR 2006
 Terel Toomer, DL 2003-04
 Brad Trout, DB 1993-94, 96-97
 Jason Troutman, OT 2002
 Tony Troutman, OG 2000-01
 Jessie Tuggle, LB 1983-86
 Mike Tuggle, OG 1991
 John Turley, DE 1984
 Darren Turner, DL 1991
 Marquis Turner, DB 2000-03
 Sandy Turner, DB 2001-02
 Terry Turner, DL 1995-98

U

Artie Ulmer, DL 1996
 Shawn Utley, LB 1989

V

Arto Vartanian, DT 1997-98
 Jason Vaughan, QB 1997
 Max Vickers, FB 1983-86
 Reggie Vickers, WR 2006

W

Calvin Walker, WR 1990-93
 Fabian Walker, QB 2004
 Latray Walker, RB 2002-05
 Marcus Walker, DL 1989-92
 Reggie Walker, RB 1992-94
 Jay Walls, DL 1983-85
 Charles Walsh, OT 1992-94
 Geoff Walters, TE 1984-85
 Marcellus Washington, DT 2003-04
 Emmett Watkins, LB 1984-87
 Zim Watters, DL 1986
 Will Weaver, DS 2005-06
 Arthur Webb, WR 1984
 Corey Weed, TE-DE 1995-96
 Kelly Wells, OT 1988-90
 Tony Wesley, RB 2000-01, 03
 Regional West, DE 1992-93
 Javaris Weston, RB 2002-04
 Derwin Whatley, DB 1986
 Robert Wheeler, TE 1989

Billy White, RB 1994
 David White, LB 1988
 Fabian Whyly, LB 2005-06
 Bill Wilhelm, TE 1983-86
 Barrett Wilkes, QB 2002-06
 Angelo Williams, WR 1992, 94-95
 David Williams, TE 1982
 Demeakey Williams, DB 1997-00
 Deon Williams, RB 2006
 Eric Williams, DB 2005-06
 Fitzgerald Williams, DB 1985-86
 Lamar Williams, DE 1996
 Michael Williams, RB 1985-86
 Mike Williams, RB 1984
 Mike Williams, OL 2006
 Michael Williams, LB 1997-99
 Randy Williams, C 1988-89
 Robert Williams, WR 1991-94
 Rod Williams, OT 1982
 Shay Williams, DL 1992-94
 Wilbur Williams, RB 1984-85
 Winston Williams, WR 1997-99
 Zachary Williams, K 2006
 Dee Williford, LB 2003
 Drew Willis, TE 2003-04
 Hershel Wooten, DL 1985-86
 Marcus Worlds, DL 2006
 Nekeyma Wright, WR 2000-03
 Stephen Wright, P 2006

Z

Andre Zellner, TE 2002-03

YEARLY RESULTS



YEARLY RECORDS

| Year | Overall | GSC | Finish | Coach |
|------|---------|-------|--------|------------------------|
| 1982 | 5-5-1 | 2-4-0 | 6th | Jim Goodman |
| 1983 | 5-6-0 | 2-5-0 | 8th | Jim Goodman |
| 1984 | 5-6-0 | 3-5-0 | t6th | Jim Goodman |
| 1985 | 5-6-0 | 3-5-0 | t6th | Jim Berryman |
| 1986 | 9-2-0 | 7-1-0 | 2nd | Mike Cavan |
| 1987 | 6-4-0 | 4-4-0 | 4th | Mike Cavan |
| 1988 | 6-3-1 | 4-3-1 | 4th | Mike Cavan |
| 1989 | 5-5-0 | 5-3-0 | 3rd | Mike Cavan |
| 1990 | 5-5-0 | 5-3-0 | 4th | Mike Cavan |
| 1991 | 6-3-1 | 4-1-1 | t2nd | Mike Cavan |
| 1992 | 5-4-1 | 3-2-1 | t2nd | Hal Mumme |
| 1993 | 8-3-0 | 5-2-0 | 2nd | Hal Mumme |
| 1994 | 11-2-0 | 6-1-0 | t2nd | Hal Mumme |
| 1995 | 6-5-0 | 4-3-0 | 5th | Hal Mumme |
| 1996 | 10-3-0 | 6-2-0 | 1st | Hal Mumme |
| 1997 | 6-5-0 | 5-3-0 | t4th | Mike Kelly |
| 1998 | 5-6-0 | 4-5-0 | t5th | Mike Kelly |
| 1999 | 4-7-0 | 3-6-0 | t6th | Mike Kelly/Mark Nelson |
| 2000 | 10-2-0 | 8-1-0 | t1st | Chris Hatcher |
| 2001 | 12-1-0 | 9-0-0 | 1st | Chris Hatcher |
| 2002 | 14-1-0 | 9-0-0 | 1st | Chris Hatcher |
| 2003 | 10-2-0 | 8-1-0 | 2nd | Chris Hatcher |
| 2004 | 13-1-0 | 9-0-0 | 1st | Chris Hatcher |
| 2005 | 9-3-0 | 7-2-0 | t2nd | Chris Hatcher |
| 2006 | 8-2-0 | 6-2-0 | t3rd | Chris Hatcher |

HOME ATTENDANCE

| Year | Games | Total | Avg. |
|--------|-------|---------|-------|
| 1982 | 5 | 36,800 | 7,360 |
| 1983 | 6 | 28,500 | 4,750 |
| 1984 | 5 | 25,468 | 5,094 |
| 1985 | 5 | 37,100 | 6,183 |
| 1986 | 5 | 25,000 | 5,000 |
| 1987 | 5 | 27,000 | 5,400 |
| 1988 | 5 | 20,500 | 4,100 |
| 1989 | 4 | 18,286 | 4,571 |
| 1990 | 4 | 20,330 | 5,083 |
| 1991 | 7 | 32,762 | 4,680 |
| 1992 | 4 | 16,064 | 4,016 |
| 1993 | 6 | 35,559 | 5,927 |
| 1994 | 8 | 59,212 | 7,402 |
| 1995 | 5 | 24,602 | 4,920 |
| 1996 | 7 | 49,251 | 7,036 |
| 1997 | 4 | 19,910 | 4,978 |
| 1998 | 5 | 23,741 | 4,748 |
| 1999 | 6 | 27,126 | 4,521 |
| 2000 | 5 | 37,569 | 7,514 |
| 2001 | 8 | 50,382 | 6,298 |
| 2002 | 9 | 48,826 | 5,425 |
| 2003 | 6 | 40,466 | 6,744 |
| 2004 | 6 | 25,628 | 4,271 |
| 2005 | 7 | 37,293 | 5,328 |
| 2006 | 5 | 26,199 | 5,240 |
| Totals | 143 | 793,574 | 5,549 |

SERIES RECORDS

| Opponent | W | L | T |
|----------------------|------------|-----------|----------|
| Albany State | 12 | 1 | 0 |
| Am. International | 1 | 0 | 0 |
| Arkansas-Monticello | 6 | 1 | 0 |
| Arkansas Tech | 7 | 1 | 0 |
| Bishop | 1 | 0 | 0 |
| Carson-Newman | 2 | 3 | 0 |
| Catawba | 1 | 1 | 0 |
| Central Arkansas | 9 | 2 | 0 |
| Central Florida | 3 | 5 | 0 |
| Clark Atlanta | 3 | 0 | 0 |
| Delta State | 12 | 13 | 1 |
| East Tennessee State | 0 | 1 | 0 |
| Florida Atlantic | 1 | 0 | 0 |
| Fort Valley State | 14 | 3 | 0 |
| Gardner-Webb | 2 | 0 | 0 |
| Georgia Southern | 1 | 6 | 1 |
| Grand Valley State | 0 | 1 | 0 |
| Harding | 3 | 1 | 0 |
| Henderson State | 8 | 0 | 0 |
| Jacksonville State | 3 | 8 | 0 |
| Kentucky State | 3 | 0 | 0 |
| Knoxville | 1 | 0 | 0 |
| Lees McRae | 1 | 0 | 0 |
| Mississippi College | 5 | 8 | 1 |
| Mount Senario | 1 | 0 | 0 |
| New Haven | 1 | 0 | 0 |
| North Alabama | 11 | 15 | 1 |
| North Dakota State | 0 | 1 | 0 |
| Ouachita Baptist | 7 | 0 | 0 |
| Pittsburg State | 1 | 0 | 0 |
| Savannah State | 5 | 0 | 0 |
| St. Ambrose | 1 | 0 | 0 |
| Southern Arkansas | 8 | 3 | 0 |
| Tarleton State | 1 | 0 | 0 |
| Texas A&M-Kingsville | 1 | 0 | 0 |
| Texas-El Paso | 0 | 1 | 0 |
| Troy State | 4 | 7 | 0 |
| Truman State | 1 | 0 | 0 |
| UT Martin | 6 | 1 | 0 |
| West Alabama | 24 | 1 | 0 |
| West Chester | 1 | 0 | 0 |
| West Georgia | 16 | 8 | 0 |
| TOTALS | 188 | 92 | 4 |

TOP 10 HOME CROWDS

| Att. | Opponent (Score) | Date |
|------|-----------------------------------|----------|
| 1. | 11,473 Albany St. (VS, 41-6) | 08/25/01 |
| 2. | 10,948 Albany St. (VS, 14-7) | 11/19/94 |
| 3. | 10,473 Albany St. (VS, 21-3) | 08/30/03 |
| 4. | 10,214 West Ga. (VS, 49-33) | 10/15/94 |
| 5. | 10,199 Albany St. (VS, 18-6) | 08/28/99 |
| 6. | 10,100 Ft. Valley St. (FVS, 17-3) | 09/14/85 |
| 7. | 10,039 North Ala. (VS, 34-31) | 10/05/96 |
| 8. | 9,891 Ft. Valley St. (VS, 46-0) | 09/02/00 |
| 9. | 9,576 Ft. Valley St. (VS, 32-6) | 09/07/02 |
| 10. | 9,500 UCF (VS, 13-7) | 10/02/82 |

MILESTONE VICTORIES

| | | |
|-----|-------|--|
| 1 | | 9/18/82, vs. Troy State, 24-21 |
| 25 | | 10/18/86, vs. West Alabama, 17-12 |
| 50 | | 10/7/89, at West Alabama, 42-15 |
| 75 | | 10/1/94, at West Alabama, 63-0 |
| 81 | | 11/19/94, vs. Albany St., 14-7# |
| 96 | | 11/9/96, vs. Central Arkansas, 63-30* |
| 100 | | 10/4/97, at North Alabama, 21-0 |
| 122 | | 11/11/00, at West Georgia, 45-35* |
| 125 | | 9/15/01, vs. Southern Arkansas, 41-14 |
| 133 | | 11/10/01, vs. West Georgia, 31-6* |
| 145 | | 11/16/02, at West Georgia, 19-3* |
| 150 | | 9/6/03, at Florida Atlantic, 45-17 |
| 167 | | 11/6/04, at West Georgia, 35-12* |
| 171 | .. | 12/11/04, vs. Pittsburgh State, 36-31^ |
| 175 | | 9/24/05, vs. Central Arkansas, 12-7 |

*GSC Title; ^NCAA Title; #First NCAA Playoff Win

SHUTOUT VICTORIES

| | | |
|----------|-------|-----------------------------|
| 9/8/84 | | VSU 49, Clark O |
| 9/21/85 | | VSU 27, Kentucky State O |
| 9/13/86 | | VSU 17, Fort Valley State O |
| 9/21/91 | | VSU 7, Fort Valley State O |
| 9/2/93 | | VSU 65, Mount Senario O |
| 9/3/94 | | VSU 36, Knoxville O |
| 10/1/94 | | VSU 63, West Alabama O |
| 9/23/95 | | VSU 28, Arkansas Tech O |
| 10/14/95 | | VSU 41, St. Ambrose O |
| 10/26/96 | | VSU 42, Southern Arkansas O |
| 9/13/97 | | VSU 10, Fort Valley State O |
| 10/4/97 | .. | VSU 21, Southern Arkansas O |
| 9/2/00 | | VSU 46, Fort Valley State O |
| 8/31/02 | | VSU 26, Albany State O |
| 9/21/02 | | VSU 42, Delta State O |
| 11/8/03 | | VSU 30, Arkansas Tech O |

RECORD ANALYSIS

| | W | L | T | Pct. |
|-----------------------|-----|----|---|------|
| Home | 105 | 37 | 1 | .738 |
| Cleveland Field | 95 | 30 | 1 | .758 |
| Martin Stadium | 11 | 6 | 0 | .647 |
| Road/Neutral | 82 | 55 | 3 | .596 |
| GSC | 131 | 64 | 3 | .669 |
| Home | 68 | 28 | 1 | .706 |
| Away | 63 | 36 | 2 | .634 |
| Non-Conference | 57 | 28 | 1 | .669 |
| Home | 38 | 9 | 0 | .809 |
| Away | 19 | 20 | 1 | .488 |
| In August | 8 | 1 | 0 | .889 |
| In September | 61 | 28 | 1 | .683 |
| In October | 76 | 31 | 0 | .710 |
| In November | 40 | 31 | 3 | .561 |
| In December | 3 | 1 | 0 | .750 |
| NCAA Playoffs | 10 | 7 | 0 | .590 |
| Home | 8 | 3 | 0 | .730 |
| Away | 2 | 4 | 0 | .333 |
| Overtime Games | 1 | 5 | 0 | .167 |



YEAR-BY-YEAR RESULTS

1982

Record: 5-5-1, 2-4 (6th)

Coach Jim Goodman

Captains: James Owens, David Gilyard

| Date | Opponent | Result |
|-------|------------------------|----------|
| 09/11 | at Mississippi College | L, 28-13 |
| 09/18 | TROY STATE | W, 24-21 |
| 09/25 | at Georgia Southern | T, 27-27 |
| 10/02 | CENTRAL FLORIDA | W, 13-7 |
| 10/09 | at Delta State | L, 27-0 |
| 10/16 | at Jacksonville State | L, 43-11 |
| 10/23 | at Albany State | W, 36-13 |
| 10/30 | NORTH ALABAMA | L, 53-7 |
| 11/06 | at Kentucky State | W, 48-13 |
| 11/13 | WEST ALABAMA | W, 22-21 |
| 11/20 | GEORGIA SOUTHERN | L, 45-29 |

1983

Record: 5-6, 2-5 (8th)

Coach: Jim Goodman

Captains: Mark Catano, Cliff Fouty

| Date | Opponent | Result |
|-------|---------------------|----------|
| 09/10 | MISSISSIPPI COLLEGE | L, 26-3 |
| 09/17 | at Troy State | L, 13-12 |
| 09/24 | SAVANNAH STATE | W, 14-10 |
| 10/01 | at Central Florida | L, 20-0 |
| 10/08 | DELTA STATE | L, 24-16 |
| 10/15 | JACKSONVILLE STATE | L, 37-11 |
| 10/22 | vs. West Georgia | W, 20-13 |
| 10/29 | at North Alabama | L, 27-0 |
| 11/05 | KENTUCKY STATE | W, 32-20 |
| 11/12 | at West Alabama | W, 29-14 |
| 11/19 | GEORGIA SOUTHERN | W, 34-29 |

1984

Record: 5-6, 3-5 (6th)

Coach: Jim Goodman

Captains: Lenny Parker, Elson Bolar

| Date | Opponent | Result |
|-------|---------------------|----------|
| 09/08 | CLARK | W, 49-0 |
| 09/15 | at Savannah State | W, 28-7 |
| 09/22 | at Tennessee-Martin | W, 38-6 |
| 09/29 | JACKSONVILLE STATE | L, 12-5 |
| 10/06 | vs. Troy State | L, 27-12 |
| 10/13 | WEST ALABAMA | W, 17-16 |
| 10/20 | vs. West Georgia | W, 20-13 |
| 10/27 | at Georgia Southern | L, 38-8 |
| 11/03 | MISSISSIPPI COLLEGE | L, 10-3 |
| 11/10 | at Delta State | L, 17-11 |
| 11/17 | NORTH ALABAMA | L, 35-24 |

1985

Record: 5-6, 3-5 (6th)

Coach: Jim Berryman

Captains: Jimmy Francis, Jay Walls

| Date | Opponent | Result |
|-------|-----------------------|----------|
| 09/14 | FORT VALLEY STATE | L, 17-3 |
| 09/21 | KENTUCKY STATE | W, 27-0 |
| 09/28 | TENNESSEE-MARTIN | W, 31-7 |
| 10/05 | at Jacksonville State | L, 12-10 |
| 10/12 | TROY STATE | L, 10-3 |

| | | |
|-------|------------------------|----------|
| 10/19 | at West Alabama | L, 10-5 |
| 10/26 | WEST GEORGIA | W, 49-12 |
| 11/02 | BISHOP | W, 19-2 |
| 11/09 | at Mississippi College | L, 28-7 |
| 11/16 | DELTA STATE | W, 39-20 |
| 11/23 | at North Alabama | L, 45-0 |

1986

Record: 9-2, 7-1 (2nd)

Coach: Mike Cavan

Captains: Jessie Tuggle, R.D. Swain, Dallis Smith, Dennis Smith

| Date | Opponent | Result |
|-------|-----------------------|----------|
| 09/13 | vs. Fort Valley State | W, 17-0 |
| 09/20 | at Central Florida | L, 10-7 |
| 09/27 | at Tennessee-Martin | W, 49-24 |
| 10/04 | JACKSONVILLE STATE | W, 29-25 |
| 10/11 | at Troy State | L, 45-10 |
| 10/18 | WEST ALABAMA | W, 17-12 |
| 10/25 | at West Georgia | W, 41-26 |
| 11/01 | SAVANNAH STATE | W, 21-7 |
| 11/08 | MISSISSIPPI COLLEGE | W, 21-10 |
| 11/15 | at Delta State | W, 31-8 |
| 11/22 | NORTH ALABAMA | W, 24-7 |


1987

Record: 6-4, 4-4 (4th)

Coach: Mike Cavan

Captains: Jimmy Brookins, Scott Mowry, Bryan Banks, John Norris

| Date | Opponent | Result |
|-------|------------------------|----------|
| 09/12 | FORT VALLEY STATE | W, 21-14 |
| 09/19 | at West Alabama | W, 19-9 |
| 09/26 | TENNESSEE-MARTIN | W, 24-10 |
| 10/03 | at Jacksonville State | W, 27-10 |
| 10/10 | TROY STATE | L, 44-7 |
| 10/24 | WEST GEORGIA | W, 49-14 |
| 10/31 | at Savannah State | W, 35-15 |
| 11/07 | at Mississippi College | L, 20-12 |
| 11/14 | DELTA STATE | L, 24-21 |
| 11/21 | at North Alabama | L, 17-16 |



1988

Record: 6-3-1, 4-3-1 (4th)

Coach: Mike Cavan

Captains: Jimmy Brookins, Scott Mowry, Eric Clark

| Date | Opponent | Result |
|-------|---------------------|----------|
| 09/10 | FORT VALLEY STATE | W, 14-13 |
| 09/17 | at Tennessee-Martin | L, 13-9 |
| 09/24 | JACKSONVILLE STATE | L, 31-21 |
| 10/01 | at Troy State | W, 21-16 |
| 10/08 | WEST ALABAMA | W, 20-7 |
| 10/15 | at West Georgia | W, 17-14 |
| 10/22 | CENTRAL FLORIDA | W, 48-19 |
| 10/29 | MISSISSIPPI COLLEGE | L, 31-21 |
| 11/05 | at Delta State | T, 28-28 |
| 11/12 | NORTH ALABAMA | W, 35-28 |

1989

Record: 5-5, 5-3 (3rd)

Coach: Mike Cavan

Captains: Randy Fisher, Maurice Jordan

| Date | Opponent | Result |
|-------|------------------------|----------|
| 09/02 | at Georgia Southern | L, 31-10 |
| 09/09 | at Central Florida | L, 35-10 |
| 09/16 | TENNESSEE-MARTIN | W, 35-14 |
| 09/23 | at Jacksonville State | L, 17-15 |
| 09/30 | TROY STATE | W, 20-14 |
| 10/07 | at West Alabama | W, 17-6 |
| 10/14 | WEST GEORGIA | W, 34-16 |
| 10/28 | at Mississippi College | L, 32-3 |
| 11/04 | DELTA STATE | L, 24-16 |
| 11/11 | at North Alabama | W, 24-10 |

1990

Record: 5-5, 5-3 (4th)

Coach: Mike Cavan

Captains: Tye Cottle, Deon Searcy

| Date | Opponent | Result |
|-------|-------------------------|----------|
| 09/01 | at Georgia Southern | L, 17-10 |
| 09/15 | at Tennessee-Martin | W, 28-14 |
| 09/22 | JACKSONVILLE STATE | W, 18-17 |
| 09/29 | at Troy State | W, 22-20 |
| 10/06 | WEST ALABAMA | W, 46-7 |
| 10/13 | at West Georgia | W, 37-2 |
| 10/20 | at East Tennessee State | L, 37-22 |
| 10/27 | MISSISSIPPI COLLEGE | L, 17-10 |
| 11/03 | at Delta State | L, 26-11 |
| 11/10 | NORTH ALABAMA | L, 26-10 |

1991

Record: 6-3-1, 4-1-1 (2nd)

Coach: Mike Cavan

Captains: Will O'Steen, Chris Dupree

| Date | Opponent | Result |
|-------|------------------------|----------|
| 09/14 | at Central Florida | L, 12-0 |
| 09/21 | FORT VALLEY STATE | W, 7-0 |
| 09/28 | at Jacksonville State | L, 24-3 |
| 10/05 | TROY STATE | L, 20-14 |
| 10/12 | at West Alabama | W, 20-7 |
| 10/19 | WEST GEORGIA | W, 38-37 |
| 10/26 | LEES-MCRAE | W, 59-13 |
| 11/02 | at Mississippi College | T, 10-10 |
| 11/09 | DELTA STATE | W, 34-27 |
| 11/16 | at North Alabama | W, 34-17 |

YEAR-BY-YEAR RESULTS



1992

Record: 5-4-1, 3-2-1 (2nd)

Coach: Hal Mumme

Captains: Chris Hatcher, Calvin Walker, Antonio Edwards, Chris Dupree

| Date | Opponent | Result |
|-------|-----------------------|----------|
| 09/12 | at Georgia Southern | L, 24-13 |
| 09/19 | at Fort Valley State | W, 24-17 |
| 09/26 | at Jacksonville State | L, 20-6 |
| 10/03 | at Troy State | L, 26-10 |
| 10/10 | WEST ALABAMA | W, 42-15 |
| 10/17 | at West Georgia | L, 42-28 |
| 10/24 | AMERICAN INTERNL | W, 31-21 |
| 10/31 | MISSISSIPPI COLLEGE | W, 28-14 |
| 11/07 | at Delta State | W, 45-7 |
| 11/14 | NORTH ALABAMA | T, 24-24 |

1993

Record: 8-3, 5-2 (2nd)

Coach: Hal Mumme

Captains: Chris Hatcher, Calvin Walker, Andre Hampton, Tony Hill

| Date | Opponent | Result |
|-------|----------------------|----------|
| 09/02 | MOUNT SENARIO | W, 65-0 |
| 09/11 | at Central Florida | L, 35-30 |
| 09/18 | at Fort Valley State | W, 49-24 |
| 09/25 | CLARK ATLANTA | W, 41-12 |
| 10/02 | WEST ALABAMA | W, 42-13 |
| 10/09 | TARLETON STATE | W, 68-10 |
| 10/16 | at West Georgia | L, 23-16 |
| 10/23 | MISSISSIPPI COLLEGE | W, 42-21 |
| 10/30 | at Delta State | W, 33-8 |
| 11/06 | NORTH ALABAMA | L, 31-21 |
| 11/13 | at Henderson State | W, 42-20 |

1994

Record: 11-2, 6-1 (2nd)

Coach: Hal Mumme

Captains: Chris Hatcher, Dominique Ross, Andre Hampton, Tony Hill

| Date | Opponent | Result |
|-------|--------------------|----------|
| 09/03 | KNOXVILLE | W, 36-0 |
| 09/10 | at Central Florida | W, 31-14 |

| | | |
|-------|------------------------|----------|
| 09/17 | FORT VALLEY STATE | W, 58-6 |
| 09/24 | CLARK ATLANTA | W, 63-6 |
| 10/01 | at West Alabama | W, 63-0 |
| 10/08 | NEW HAVEN | W, 38-7 |
| 10/15 | WEST GEORGIA | W, 49-33 |
| 10/22 | at Mississippi College | W, 24-7 |
| 10/29 | DELTA STATE | W, 57-10 |
| 11/05 | at North Alabama | L, 38-21 |
| 11/12 | HENDERSON STATE | W, 49-7 |
| 11/19 | ALBANY STATE | W, 14-7 |
| 11/26 | at North Alabama | L, 27-24 |

1995

Record: 6-5, 4-3 (5th)

Coach: Hal Mumme

Captains: Lance Funderburke, Drew McPhail, Ryan Branch, James Hubbard

| Date | Opponent | Result |
|-------|-----------------------|----------|
| 09/02 | GARDNER-WEBB | W, 34-21 |
| 09/09 | at North Dakota State | L, 19-14 |
| 09/16 | at UTEP | L, 34-24 |
| 09/23 | ARKANSAS TECH | W, 6-0 |
| 09/30 | at Central Arkansas | L, 30-24 |
| 10/07 | WEST ALABAMA | W, 27-20 |
| 10/14 | ST. AMBROSE | W, 41-0 |
| 10/21 | at Delta State | W, 37-19 |
| 10/28 | at North Alabama | L, 26-9 |
| 11/04 | MISSISSIPPI COLLEGE | W, 42-16 |
| 11/11 | at West Georgia | L, 44-6 |

1996

Record: 10-3, 6-2 (1st)

Coach: Hal Mumme

Captains: Lance Funderburke, Drew McPhail, James Lockhart, Jarmal Stevens

| Date | Opponent | Result |
|-------|------------------------|----------|
| 08/31 | at Gardner-Webb | W, 42-16 |
| 09/07 | TRUMAN | W, 49-35 |
| 09/14 | SAVANNAH STATE | W, 21-7 |
| 09/21 | at Arkansas Tech | W, 43-26 |
| 10/05 | NORTH ALABAMA | W, 34-31 |
| 10/12 | at Arkansas-Monticello | W, 52-24 |
| 10/19 | at West Alabama | W, 52-16 |

| | | |
|-------|-------------------|----------|
| 10/26 | SOUTHERN ARKANSAS | W, 42-7 |
| 11/02 | at Delta State | L, 34-28 |
| 11/09 | CENTRAL ARKANSAS | W, 63-30 |
| 11/16 | WEST GEORGIA | L, 42-21 |
| 11/23 | ALBANY STATE | W, 38-28 |
| 11/30 | at Carson-Newman | L, 24-19 |

1997

Record: 6-5, 5-3 (T-4th)

Coach: Mike Kelly

Captains: Vontrell Mitchell, Kris Gingrow, Wayne DeVane, Terry Turner, Antonio Speed, Brad Trout

| Date | Opponent | Result |
|-------|----------------------|----------|
| 08/30 | at Georgia Southern | L, 45-26 |
| 09/06 | CARSON-NEWMAN | L, 28-7 |
| 09/13 | at Fort Valley State | W, 10-0 |
| 09/20 | ARKANSAS TECH | W, 31-14 |
| 10/04 | at North Alabama | W, 21-0 |
| 10/11 | ARK.-MONTICELLO | W, 58-14 |
| 10/18 | WEST ALABAMA | W, 33-20 |
| 10/25 | at Southern Arkansas | L, 17-7 |
| 11/01 | DELTA STATE | L, 27-23 |
| 11/08 | at Central Arkansas | W, 31-22 |
| 11/15 | at West Georgia | L, 35-21 |

1998

Record: 5-6, 4-5 (5th)

Coach: Mike Kelly

Captains: Donnie Johnson, Vontrell Mitchell, Jesse Sutton, Antonio Speed, James Lighfoot

| Date | Opponent | Result |
|-------|------------------------|----------|
| 08/29 | at Albany State | W, 20-10 |
| 09/05 | FORT VALLEY STATE | L, 20-14 |
| 09/12 | at Henderson State | W, 12-8 |
| 09/19 | at Delta State | L, 20-17 |
| 09/26 | ARKANSAS TECH | W, 31-24 |
| 10/10 | WEST ALABAMA | W, 19-3 |
| 10/17 | at Southern Arkansas | L, 40-13 |
| 10/24 | CENTRAL ARKANSAS | L, 17-10 |
| 10/31 | at Arkansas-Monticello | W, 50-10 |
| 11/07 | NORTH ALABAMA | L, 35-7 |
| 11/14 | at West Georgia | L, 26-13 |

1999

Record: 4-7, 3-6 (6th)

Coach: Mike Kelly*

Captains: Greg Cooper, Tully Payne, Antonio Speed, Michael Williams

| Date | Opponent | Result |
|-------|----------------------|----------|
| 08/28 | ALBANY STATE | W, 18-6 |
| 09/04 | at Fort Valley State | L, 24-13 |
| 09/11 | HENDERSON STATE | W, 39-3 |
| 09/18 | DELTA STATE | L, 9-6 |
| 09/25 | at Arkansas Tech | L, 21-14 |
| 10/09 | at West Alabama | W, 21-19 |
| 10/16 | SOUTHERN ARKANSAS | L, 28-14 |
| 10/23 | at Central Arkansas | W, 33-20 |
| 10/30 | ARK.-MONTICELLO | L, 35-31 |
| 11/06 | at North Alabama | L, 31-28 |
| 11/13 | WEST GEORGIA | L, 23-16 |

*Mark Nelson coached for final two games



YEAR-BY-YEAR RESULTS

2000

Record: 10-2, 8-1 (1st)

Coach: Chris Hatcher

Captains: Dusty Bonner, Tully Payne, Reggie Cockerm, Ced Dickerson

| Date | Opponent | Result |
|-------|----------------------|----------|
| 08/26 | at Albany State | W, 42-6 |
| 09/02 | FORT VALLEY STATE | W, 46-0 |
| 09/16 | at Southern Arkansas | W, 30-29 |
| 09/23 | CENTRAL ARKANSAS | W, 53-20 |
| 09/30 | at Henderson State | W, 56-21 |
| 10/07 | DELTA STATE | L, 45-35 |
| 10/14 | at Harding | W, 50-39 |
| 10/21 | WEST ALABAMA | W, 50-20 |
| 10/28 | at North Alabama | W, 45-21 |
| 11/04 | OUACHITA BAPTIST | W, 49-21 |
| 11/11 | at West Georgia | W, 45-35 |
| 11/18 | at Delta State | L, 45-12 |

2001

Record: 12-1, 9-0 (1st)

Coach: Chris Hatcher

Captains: Dusty Bonner, Tully Payne, Reggie Cockerm, Ced Dickerson, C.J. Lofton

| Date | Opponent | Result |
|-------|----------------------|----------|
| 08/25 | ALBANY STATE | W, 41-6 |
| 09/01 | at Fort Valley State | W, 42-6 |
| 09/15 | SOUTHERN ARKANSAS | W, 41-14 |
| 09/22 | at Central Arkansas | W, 42-34 |
| 09/29 | HENDERSON STATE | W, 59-3 |
| 10/06 | at Delta State | W, 70-12 |
| 10/13 | HARDING | W, 51-17 |
| 10/20 | at West Alabama | W, 56-8 |
| 10/27 | NORTH ALABAMA | W, 54-7 |
| 11/03 | at Ouachita Baptist | W, 56-14 |
| 11/10 | WEST GEORGIA | W, 31-6 |
| 11/17 | FORT VALLEY STATE | W, 40-24 |
| 11/24 | CATAWBA | L, 37-34 |

2002

Record: 14-1, 9-0 (1st)

National Runner-Up

Coach: Chris Hatcher

Captains: Reggie Mosley, Tabious Carter, Ced Dickerson, C.J. Lofton

| Date | Opponent | Result |
|-------|------------------------|----------|
| 08/31 | at Albany State | W, 26-0 |
| 09/07 | FORT VALLEY STATE | W, 32-6 |
| 09/21 | DELTA STATE | W, 42-0 |
| 09/28 | SOUTHERN ARKANSAS | W, 31-28 |
| 10/05 | at Ouachita Baptist | W, 51-10 |
| 10/12 | ARK.-MONTICELLO | W, 45-17 |
| 10/19 | at Central Arkansas | W, 35-11 |
| 10/26 | WEST ALABAMA | W, 43-31 |
| 11/02 | at North Alabama | W, 45-28 |
| 11/09 | ARKANSAS TECH | W, 31-24 |
| 11/16 | at West Georgia | W, 19-3 |
| 11/23 | CATAWBA | W, 24-7 |
| 11/30 | CARSON-NEWMAN | W, 31-28 |
| 12/07 | TEXAS A&M-KINGSVILLE | W, 21-12 |
| 12/14 | vs. Grand Valley State | L, 31-24 |

2003

Record: 10-2, 8-1 (2nd)

Coach: Chris Hatcher

Captains: Buster Faulkner, Lee Tarpley, Tyrone Jordan, Wesley Brown, Marlin Adams

| Date | Opponent | Result |
|-------|------------------------|----------|
| 08/30 | ALBANY STATE | W, 21-3 |
| 09/06 | at Florida Atlantic | W, 45-17 |
| 09/20 | at Delta State | W, 28-17 |
| 09/27 | at Southern Arkansas | W, 41-17 |
| 10/04 | OUACHITA BAPTIST | W, 42-21 |
| 10/11 | at Arkansas-Monticello | W, 31-28 |
| 10/18 | CENTRAL ARKANSAS | W, 26-21 |
| 10/25 | at West Alabama | W, 58-13 |
| 11/01 | NORTH ALABAMA | L, 17-10 |
| 11/08 | at Arkansas Tech | W, 30-0 |
| 11/15 | WEST GEORGIA | W, 30-17 |
| 11/22 | CARSON-NEWMAN | L, 35-29 |

2004

Record: 13-1, 9-0 (1st)

National Champions

Coach: Chris Hatcher

Captains: Fabian Walker, Torrey Howard, Leighton Cooley, Tim Thompson, Tyran Robinson

| Date | Opponent | Result |
|-------|---------------------|----------|
| 09/04 | at Albany State | L, 24-22 |
| 09/11 | at Ouachita Baptist | W, 40-19 |
| 09/18 | HARDING | W, 32-19 |
| 09/25 | at Central Arkansas | W, 22-12 |
| 10/02 | DELTA STATE | W, 51-48 |
| 10/09 | at Henderson State | W, 27-18 |
| 10/16 | WEST ALABAMA | W, 34-17 |
| 10/23 | at North Alabama | W, 24-20 |
| 10/30 | SOUTHERN ARKANSAS | W, 45-28 |
| 11/06 | at West Georgia | W, 35-12 |
| 11/20 | CARSON-NEWMAN | W, 38-12 |
| 11/27 | at Albany State | W, 38-24 |
| 12/04 | WEST CHESTER | W, 45-21 |
| 12/11 | vs. Pittsburg State | W, 36-31 |

2005

Record: 9-3, 7-2 (T-2nd)

Coach: Chris Hatcher

Captains: Vincent Brown, Tim Thompson, Dedrick Morrison, Will Shelton, Scott Foss

| Date | Opponent | Result |
|-------|-----------------------|----------|
| 08/27 | vs. Fort Valley State | W, 32-10 |
| 09/03 | ALBANY STATE | W, 24-9 |
| 09/10 | OUACHITA BAPTIST | W, 52-20 |
| 09/17 | at Harding | L, 16-13 |
| 09/24 | CENTRAL ARKANSAS | W, 12-7 |
| 10/01 | at Delta State | W, 24-23 |
| 10/08 | HENDERSON STATE | W, 52-12 |
| 10/15 | at West Alabama | W, 31-19 |
| 10/20 | NORTH ALABAMA | W, 26-23 |
| 10/29 | at Southern Arkansas | W, 44-41 |
| 11/05 | WEST GEORGIA | L, 29-15 |
| 11/12 | NORTH ALABAMA | L, 40-13 |

2006

Record: 8-2, 6-2 (T-3rd)

Coach: Chris Hatcher

Captains: Jeffrey Felton, Travis Harrison, Jos Edison, William Montford, Davis Russell

| Date | Opponent | Result |
|-------|---------------------|---------------|
| 09/02 | at Albany State | W, 20-16 |
| 09/07 | FORT VALLEY STATE | W, 31-3 |
| 09/23 | ARKANSAS TECH | W, 51-14 |
| 09/28 | at Ouachita Baptist | W, 49-21 |
| 10/07 | SOUTHERN ARKANSAS | W, 41-7 |
| 10/12 | at Delta State | L, 35-28 |
| 10/21 | WEST ALABAMA | W, 16-14 |
| 10/28 | at North Alabama | L, 31-24 (ot) |
| 11/04 | ARKANSAS-MONTICELLO | W, 51-3 |
| 11/09 | at West Georgia | W, 38-13 |

VALDOSTA STATE IN POST-SEASON PLAY

1994 NCAA Division II Playoffs

1st Rd W 14-7 vs. Albany St., Nov. 19
2nd Rd.. L 27-24 at North Alabama, Nov. 26

1996 NCAA Division II Playoffs

1st Rd W 38-28 vs. Albany St., Nov. 23
2nd Rd. L 24-19 at Carson-Newman, Nov. 30

2000 NCAA Division II Playoffs

1st Rd L 45-12 at Delta St. 45-12, Nov. 18

2001 NCAA Division II Playoffs

1st Rd ... W 40-24 vs. Fort Valley St., Nov. 17
2nd Rd..... L 37-34 to Catawba, Nov. 24

2002 NCAA Division II Playoffs

1st Rd W 24-7 vs. Catawba, Nov. 23

2nd Rd .. W 31-28 vs. Carson-Newman, Nov. 30
Semis . W 21-12 vs. Texas A&M-Kingsville, Dec. 7
Finals L, 31-24 to Grand Valley St. Dec. 14

2003 NCAA Division II Playoffs

1st Rd .. L 35-29 to Carson-Newman, Nov. 22

2004 NCAA Division II Playoffs

1st Rd W 38-12 Carson-Newman, Nov. 20
2nd Rd W 38-24 at Albany State, Nov. 27
Semis W 45-21 vs. West Chester, Dec. 4
Finals W 36-31 vs. Pittsburgh St., Dec. 11

2005 NCAA Division II Playoffs

1st Rd L 40-13 to North Alabama, Nov. 12

National championship

YEAR-BY-YEAR STATS



OFFENSE

| Year | First Downs | Net Rushing | Net Passing | Total Plays | Plays/Game | Total Offense | Yards/Game | Yards/Play | Att.-Comp. | Pts.-Avg. | TD |
|------|-------------|-------------|-------------|-------------|-------------|---------------|--------------|------------|----------------|-----------------|-----------|
| 1982 | 193 | 894 | 2635 | 767 | 69.7 | 3543 | 322.1 | 4.6 | 396-191 | 230-20.9 | 29 |
| 1983 | 144 | 1662 | 1176 | 689 | 62.6 | 2838 | 257.9 | 4.1 | 197-79 | 171-15.1 | 22 |
| 1984 | 152 | 1300 | 1217 | 730 | 66.4 | 2517 | 228.8 | 3.4 | 212-83 | 215-19.5 | 24 |
| 1985 | 169 | 1968 | 1373 | 781 | 71.0 | 3341 | 303.7 | 4.3 | 236-105 | 193-17.5 | 22 |
| 1986 | 178 | 1958 | 1513 | 720 | 65.5 | 3471 | 315.5 | 4.8 | 200-107 | 267-24.3 | 35 |
| 1987 | 169 | 1823 | 1473 | 652 | 65.2 | 3296 | 329.6 | 5.1 | 180-99 | 231-23.1 | 31 |
| 1988 | 190 | 1459 | 2001 | 672 | 67.2 | 3460 | 346.0 | 5.1 | 265-144 | 234-23.4 | 29 |
| 1989 | 156 | 1349 | 1681 | 638 | 63.8 | 3030 | 303.0 | 4.7 | 238-132 | 188-18.8 | 23 |
| 1990 | 159 | 1711 | 1313 | 651 | 65.1 | 3024 | 302.4 | 4.6 | 194-106 | 214-21.4 | 23 |
| 1991 | 164 | 1726 | 1353 | 665 | 66.5 | 3079 | 307.9 | 4.6 | 213-108 | 219-21.9 | 26 |
| 1992 | 195 | 1019 | 2586 | 674 | 67.4 | 3605 | 360.5 | 5.3 | 416-273 | 251-25.1 | 33 |
| 1993 | 251 | 1388 | 3871 | 785 | 71.4 | 5259 | 478.1 | 6.7 | 513-363 | 449-40.8 | 62 |
| 1994 | 301 | 1606 | 4389 | 964 | 74.2 | 5995 | 461.2 | 6.2 | 594-409 | 527-40.5 | 73 |
| 1995 | 229 | 833 | 3842 | 812 | 73.8 | 4675 | 425.0 | 5.8 | 570-373 | 286-26.0 | 38 |
| 1996 | 300 | 2022 | 4275 | 915 | 70.4 | 6297 | 484.4 | 6.9 | 544-346 | 504-38.8 | 70 |
| 1997 | 190 | 1521 | 2225 | 736 | 66.9 | 3746 | 340.6 | 5.1 | 339-176 | 268-24.4 | 38 |
| 1998 | 154 | 575 | 2294 | 697 | 63.4 | 2869 | 260.8 | 4.1 | 383-174 | 206-18.7 | 27 |
| 1999 | 198 | 1842 | 1813 | 724 | 65.8 | 3655 | 332.3 | 5.1 | 296-135 | 233-21.2 | 31 |
| 2000 | 308 | 1444 | 4361 | 861 | 71.8 | 5805 | 483.8 | 6.7 | 522-372 | 513-42.8 | 73 |
| 2001 | 328 | 2278 | 4356 | 868 | 66.8 | 6634 | 510.3 | 7.6 | 478-337 | 617-47.5 | 86 |
| 2002 | 307 | 1816 | 4162 | 1095 | 73.0 | 5978 | 398.5 | 5.5 | 547-355 | 500-33.3 | 65 |
| 2003 | 263 | 1296 | 3433 | 853 | 71.1 | 4729 | 394.1 | 5.5 | 483-293 | 391-32.6 | 51 |
| 2004 | 284 | 2706 | 3119 | 936 | 62.4 | 5825 | 416.1 | 6.2 | 420-302 | 489-34.9 | 59 |
| 2005 | 338 | 1257 | 3307 | 850 | 70.8 | 4564 | 380.3 | 5.4 | 489-317 | 338-28.2 | 40 |
| 2006 | 197 | 1068 | 2830 | 663 | 66.3 | 3898 | 389.9 | 5.9 | 391-261 | 349-34.9 | 47 |

DEFENSE

| Year | First Downs | Net Rushing | Net Passing | Total Offense | Yards/Game | Att.-Comp. | Pts.-Avg. | VSU Net Punt Avg. | Int | Yds. | Avg. |
|------|-------------|-------------|-------------|---------------|--------------|---------------|-----------------|-------------------|-----------|------------|-------------|
| 1982 | 235 | 2664 | 1731 | 4395 | 399.5 | 285-145 | 298-27.1 | | 14 | 164 | 11.7 |
| 1983 | 195 | 2115 | 1319 | 3434 | 312.2 | 237-104 | 233-21.2 | 34.3 | 14 | 127 | 9.1 |
| 1984 | 177 | 2005 | 1281 | 3286 | 298.7 | 234-94 | 181-16.5 | 34.9 | 17 | 188 | 11.1 |
| 1985 | 167 | 1757 | 1471 | 3228 | 293.5 | 269-106 | 163-14.8 | 37.9 | 13 | 154 | 11.8 |
| 1986 | 197 | 1228 | 2122 | 3350 | 304.5 | 358-194 | 174-15.8 | 39.2 | 32 | 277 | 8.7 |
| 1987 | 181 | 1550 | 1564 | 3114 | 311.4 | 268-131 | 178-17.8 | 32.2 | 17 | 311 | 18.3 |
| 1988 | 178 | 1624 | 1450 | 3074 | 307.4 | 242-112 | 200-20.0 | 33.2 | 14 | 118 | 8.4 |
| 1989 | 165 | 1644 | 1255 | 2899 | 289.9 | 208-96 | 210-21.0 | 34.1 | 9 | 80 | 8.9 |
| 1990 | 162 | 1527 | 1280 | 2807 | 280.7 | 197-101 | 183-18.3 | 33.0 | 13 | 159 | 12.2 |
| 1991 | 171 | 1365 | 1783 | 3148 | 314.8 | 258-129 | 167-16.7 | 37.6 | 13 | 82 | 6.3 |
| 1992 | 166 | 1801 | 1330 | 3131 | 313.1 | 248-103 | 210-21.0 | 31.8 | 10 | 159 | 15.9 |
| 1993 | 169 | 1423 | 1613 | 3036 | 276.0 | 247-136 | 197-17.9 | 33.6 | 8 | 154 | 19.3 |
| 1994 | 207 | 1559 | 1924 | 3483 | 267.9 | 308-148 | 162-12.5 | 29.7 | 14 | 222 | 15.9 |
| 1995 | 195 | 1853 | 1524 | 3377 | 307.0 | 243-116 | 229-20.8 | 36.7 | 9 | 138 | 15.3 |
| 1996 | 241 | 2091 | 2236 | 4327 | 332.9 | 323-162 | 313-24.1 | 35.1 | 11 | 69 | 6.3 |
| 1997 | 183 | 1403 | 1798 | 3201 | 291.0 | 278-130 | 222-20.2 | 33.4 | 13 | 92 | 7.1 |
| 1998 | 148 | 1852 | 1100 | 2952 | 268.4 | 216-80 | 213-19.4 | 30.9 | 16 | 120 | 7.5 |
| 1999 | 184 | 1730 | 1484 | 3214 | 292.2 | 234-107 | 219-19.9 | 33.0 | 10 | 173 | 17.3 |
| 2000 | 212 | 2043 | 2088 | 4131 | 344.3 | 316-161 | 310-25.8 | 36.7 | 15 | 264 | 17.6 |
| 2001 | 221 | 1397 | 2130 | 3527 | 271.3 | 408-224 | 188-14.5 | 30.6 | 18 | 219 | 12.2 |
| 2002 | 218 | 832 | 3227 | 4059 | 270.6 | 526-264 | 236-15.7 | 33.3 | 26 | 197 | 7.6 |
| 2003 | 229 | 1712 | 2443 | 4155 | 346.2 | 395-207 | 206-17.2 | 36.5 | 9 | 120 | 13.3 |
| 2004 | 251 | 2205 | 2563 | 4768 | 340.6 | 366-187 | 305-21.8 | 31.8 | 22 | 258 | 11.7 |
| 2005 | 212 | 1675 | 2873 | 4548 | 379.0 | 399-225 | 249-20.8 | 34.4 | 20 | 227 | 11.4 |
| 2006 | 148 | 1125 | 1577 | 2702 | 270.2 | 252-126 | 157-15.7 | 33.3 | 13 | 292 | 22.5 |

All-time best in each category



ANNUAL LEADERS

TOTAL OFFENSE LEADERS

| Year | Player | G | Plays | Yards |
|------|------------------|----|-------|-------|
| 1982 | James Owens | 10 | 402 | 2,906 |
| 1983 | Terry Mallory | 8 | 173 | 732 |
| 1984 | Mark Dace | 11 | 216 | 680 |
| 1985 | Mark Dace | 7 | 186 | 899 |
| 1986 | Mark Dace | 11 | 315 | 1,744 |
| 1987 | Tye Cottle | 9 | 146 | 816 |
| 1988 | Tye Cottle | 10 | 334 | 1,969 |
| 1989 | Tye Cottle | 10 | 311 | 1,582 |
| 1990 | Tye Cottle | 10 | 243 | 1,182 |
| 1991 | Chris Hatcher | 7 | 186 | 1,044 |
| 1992 | Chris Hatcher | 10 | 424 | 2,493 |
| 1993 | Chris Hatcher | 11 | 495 | 3,532 |
| 1994 | Chris Hatcher | 13 | 537 | 3,955 |
| 1995 | Lance Funderburk | 11 | 581 | 3,549 |
| 1996 | Lance Funderburk | 13 | 570 | 4,167 |
| 1997 | Donnie Johnston | 11 | 198 | 935 |
| 1998 | Brandon Cowart | 9 | 282 | 1,267 |
| 1999 | Kenn Barnett | 11 | 187 | 964 |
| 2000 | Dusty Bonner | 12 | 534 | 3,965 |
| 2001 | Dusty Bonner | 13 | 469 | 4,035 |
| 2002 | Buster Faulkner | 15 | 611 | 3,513 |
| 2003 | Barrett Wilkes | 12 | 487 | 3,220 |
| 2004 | Fabian Walker | 14 | 534 | 3,465 |
| 2005 | Barrett Wilkes | 11 | 453 | 2,703 |
| 2006 | Willie Copeland | 10 | 428 | 2,618 |

RUSHING LEADERS

| Year | Player | G | Plays | Yards |
|------|------------------|----|-------|-------|
| 1982 | Henry Chubb | 11 | 100 | 475 |
| 1983 | Henry Chubb | 11 | 121 | 668 |
| 1984 | Michael Williams | 10 | 67 | 362 |
| 1985 | Tony Allen | 9 | 127 | 564 |
| 1986 | Eric Clark | 11 | 118 | 565 |
| 1987 | Donnie Harrell | 10 | 142 | 632 |
| 1988 | Ramon Allen | 10 | 155 | 780 |
| 1989 | Ramon Allen | 10 | 197 | 846 |
| 1990 | Ramon Allen | 10 | 211 | 957 |
| 1991 | Ramon Allen | 9 | 109 | 488 |
| 1992 | Dominique Ross | 9 | 153 | 734 |
| 1993 | Dominique Ross | 11 | 167 | 1,030 |

| | | | | |
|------|-------------------|----|-----|-------|
| 1994 | Dominique Ross | 13 | 256 | 1,473 |
| 1995 | David Glisson | 11 | 147 | 837 |
| 1996 | Vontrell Mitchell | 13 | 186 | 1,355 |
| 1997 | Vontrell Mitchell | 9 | 170 | 840 |
| 1998 | Marcus Ray | 19 | 81 | 351 |
| 1999 | Mike Christopher | 10 | 104 | 517 |
| 2000 | Aaron Jenkins | 12 | 72 | 499 |
| 2001 | Aaron Jenkins | 13 | 199 | 1,503 |
| 2002 | Aaron Jenkins | 14 | 214 | 1,304 |
| 2003 | Tyran Robinson | 12 | 104 | 571 |
| 2004 | Tyran Robinson | 14 | 213 | 1,267 |
| 2005 | Vincent Brown | 9 | 136 | 768 |
| 2006 | Rashawn Robinson | 10 | 66 | 392 |

PASSING LEADERS

| Year | Player | G | Att.-Cmp. | Yards |
|------|------------------|----|-----------|-------|
| 1982 | James Owens | 10 | 339-169 | 2,258 |
| 1983 | Terry Mallory | 8 | 98-41 | 681 |
| 1984 | Mark Dace | 11 | 106-42 | 662 |
| 1985 | Mark Dace | 7 | 108-53 | 762 |
| 1986 | Mark Dace | 11 | 186-104 | 1,435 |
| 1987 | Tye Cottle | 9 | 98-54 | 767 |
| 1988 | Tye Cottle | 10 | 262-143 | 1,960 |
| 1989 | Tye Cottle | 10 | 235-131 | 1,677 |
| 1990 | Tye Cottle | 10 | 179-99 | 1,189 |
| 1991 | Chris Hatcher | 7 | 150-81 | 1,088 |
| 1992 | Chris Hatcher | 10 | 400-264 | 2,548 |
| 1993 | Chris Hatcher | 11 | 471-335 | 3,651 |
| 1994 | Chris Hatcher | 13 | 508-367 | 4,076 |
| 1995 | Lance Funderburk | 11 | 544-356 | 3,706 |
| 1996 | Lance Funderburk | 13 | 532-342 | 4,226 |
| 1997 | Donnie Johnston | 11 | 155-83 | 924 |
| 1998 | Brandon Cowart | 9 | 240-109 | 1,446 |
| 1999 | Kenn Barnett | 11 | 133-61 | 889 |
| 2000 | Dusty Bonner | 12 | 488-351 | 4,126 |
| 2001 | Dusty Bonner | 13 | 425-298 | 4,037 |
| 2002 | Buster Faulkner | 15 | 503-327 | 3,826 |
| 2003 | Barrett Wilkes | 12 | 431-272 | 3,269 |
| 2004 | Fabian Walker | 14 | 417-299 | 3,062 |
| 2005 | Barrett Wilkes | 11 | 376-266 | 2,668 |
| 2006 | Willie Copeland | 10 | 372-250 | 2,663 |

RECEIVING LEADERS

| Year | Player | G | Rec. | Yards |
|------|-----------------|----|------|-------|
| 1982 | Carl Armstrong | 11 | 61 | 1,028 |
| 1983 | Kelvin Sheppard | 11 | 22 | 388 |
| 1984 | Kevin Gray | 11 | 23 | 455 |
| 1985 | Darrien Teals | 11 | 33 | 448 |
| 1986 | Randy Fisher | 11 | 46 | 753 |
| 1987 | Randy Fisher | 10 | 36 | 585 |
| 1988 | Randy Fisher | 10 | 52 | 864 |
| 1989 | Randy Fisher | 10 | 51 | 690 |
| 1990 | Dexter Holiday | 8 | 25 | 393 |
| 1991 | Dexter Holiday | 10 | 23 | 375 |
| 1992 | Calvin Walker | 10 | 71 | 867 |
| 1993 | Calvin Walker | 11 | 82 | 944 |
| 1994 | Robert Williams | 13 | 86 | 1,187 |
| 1995 | Sean Pender | 11 | 111 | 983 |
| 1996 | Rodney Brown | 13 | 61 | 1,148 |
| 1997 | Mike Bowman | 11 | 43 | 728 |



| | | | | |
|------|------------------|----|----|-------|
| 1998 | Nikko Cooper | 11 | 35 | 581 |
| 1999 | Reggie Mosley | 11 | 24 | 384 |
| 2000 | Reggie Mosley | 12 | 67 | 1,106 |
| 2001 | Reggie Mosley | 13 | 65 | 1,063 |
| 2002 | Reggie Mosley | 15 | 79 | 1,295 |
| 2003 | Andre Zellner | 12 | 42 | 558 |
| 2004 | Tyran Robinson | 14 | 67 | 672 |
| 2005 | Sherard Reynolds | 12 | 38 | 650 |
| 2006 | Cedric Jones | 10 | 66 | 911 |

SCORING LEADERS

| Year | Player | G | TDs | Points |
|------|------------------|----|-----|--------|
| 1982 | Carl Armstrong | 11 | 8 | 48 |
| | Brad Bauer | 11 | 0 | 48 |
| 1983 | Tracy Soles | 9 | 9 | 54 |
| 1984 | Keith Moore | 11 | 0 | 59 |
| 1985 | Keith Moore | 11 | 0 | 59 |
| 1986 | Randy Fisher | 11 | 10 | 60 |
| 1987 | Rodney Fulk | 10 | 0 | 44 |
| 1988 | Jack McTyre | 10 | 0 | 58 |
| 1989 | Jack McTyre | 10 | 0 | 33 |
| 1990 | Ramon Allen | 10 | 13 | 78 |
| 1991 | Don Kelly | 10 | 0 | 59 |
| 1992 | Dominique Ross | 9 | 12 | 72 |
| 1993 | Dominique Ross | 11 | 13 | 78 |
| 1994 | Robert Williams | 13 | 21 | 126 |
| | Stanley Flanders | 13 | 21 | 126 |
| 1995 | Rodney Brown | 10 | 9 | 54 |
| 1996 | Nikko Cooper | 13 | 14 | 86 |
| 1997 | Mike Bowman | 11 | 11 | 66 |
| 1998 | James Lightfoot | 11 | 0 | 38 |
| 1999 | Carlos Hope | 11 | 7 | 42 |
| 2000 | Aaron Jenkins | 12 | 13 | 78 |
| | C.J. Lofton | 12 | 13 | 78 |
| 2001 | Aaron Jenkins | 13 | 21 | 126 |
| 2002 | Will Rhody | 15 | 0 | 105 |
| 2003 | Will Rhody | 12 | 0 | 82 |
| 2004 | Will Rhody | 14 | 0 | 121 |
| 2005 | Michael Green | 12 | 0 | 94 |
| 2006 | Zachary Williams | 10 | 0 | 66 |



ANNUAL LEADERS



TACKLE LEADERS

| Year | Player | UT | AT | TT |
|------|--------------------|----|-----|-----|
| 1982 | Cliff Fouty | 20 | 135 | 155 |
| 1983 | Lenny Parker | 47 | 76 | 123 |
| 1984 | Lenny Parker | 62 | 63 | 125 |
| 1985 | Jimmy Francis | 63 | 62 | 125 |
| 1986 | Jessie Tuggle | 42 | 87 | 129 |
| 1987 | Jimmy Brookins | 69 | 36 | 105 |
| 1988 | Jimmy Brookins | 73 | 52 | 125 |
| 1989 | Shaun Utley | 44 | 35 | 79 |
| 1990 | Freddie Richardson | 45 | 36 | 81 |
| 1991 | Chris Dupree | 33 | 39 | 72 |
| 1992 | Chris Dupree | 40 | 41 | 81 |
| 1993 | Erasmus Harvey | 39 | 41 | 80 |
| 1994 | Edward Mitchell | 55 | 44 | 99 |
| 1995 | Ryan Branch | 67 | 53 | 120 |
| 1996 | Jarmal Stevens | 56 | 46 | 102 |
| 1997 | Jesse Sutton | 43 | 62 | 105 |
| 1998 | Jesse Sutton | 43 | 67 | 110 |
| 1999 | Michael Williams | 42 | 46 | 88 |
| 2000 | Mike Fowler | 67 | 34 | 101 |
| 2001 | Ced Dickerson | 53 | 29 | 82 |
| 2002 | Marlin Adams | 52 | 43 | 95 |
| 2003 | Jason Cost | 36 | 50 | 86 |
| 2004 | Spencer Fortson | 45 | 36 | 81 |
| 2005 | Tim Thompson | 38 | 17 | 55 |
| 2006 | William Montford | 43 | 42 | 85 |

INTERCEPTION LEADERS

| Year | Player | G | No. | Yards |
|------|---------------|----|-----|-------|
| 1982 | Timmy Massey | 11 | 3 | 30 |
| | Jimmy Francis | 11 | 3 | 28 |
| 1983 | Dallis Smith | 11 | 5 | 91 |
| 1984 | Jimmy Francis | 11 | 4 | 31 |
| 1985 | Jimmy Francis | 11 | 5 | 109 |
| 1986 | Dallis Smith | 11 | 9 | 53 |
| 1987 | Calvin Orr | 10 | 4 | 71 |
| 1988 | Deon Searcy | 10 | 5 | 11 |
| 1989 | Deon Searcy | 10 | 4 | 29 |
| 1990 | Derick McCant | 10 | 2 | 35 |

| | | | | |
|------|-------------------|----|---|----|
| 1991 | Chris Dupree | 10 | 5 | 45 |
| 1992 | Antonio Hill | 10 | 2 | 72 |
| | Walt Foy | 10 | 2 | 28 |
| 1993 | Tony Hill | 11 | 3 | 36 |
| 1994 | Tony Hill | 11 | 2 | 33 |
| | Marcus Johnson | 11 | 2 | 18 |
| 1995 | Cornelius Seymour | 11 | 2 | 97 |
| | Albert Fanoga | 8 | 2 | 13 |
| 1996 | Austin Harmon | 13 | 4 | 3 |
| 1997 | Jerome Mills | 10 | 5 | 59 |
| 1998 | Terrell Battle | 8 | 3 | 37 |
| | Vaughn Clark | 11 | 3 | 0 |
| 1999 | Tabious Carter | 10 | 2 | 56 |
| | Shamonta Dean | 9 | 2 | 48 |
| | Demeakey Williams | 10 | 2 | 0 |
| 2000 | Ced Dickerson | 12 | 4 | 77 |
| 2001 | Wesley Brown | 13 | 4 | 35 |
| 2002 | Chris Fowler | 14 | 7 | 35 |
| 2003 | Ellitot Burkes | 12 | 2 | 35 |
| 2004 | Sam Reynolds | 14 | 5 | 1 |
| 2005 | Bernard George | 10 | 4 | 13 |
| 2006 | Sherard Reynolds | 10 | 3 | 81 |
| | Maurice Leggett | 10 | 3 | 3 |

PUNT RETURN LEADERS

| Year | Player | No. | Yards | Avg. |
|------|------------------|-----|-------|------|
| 1982 | Jimmy Francis | 30 | 199 | 6.6 |
| 1983 | Derrick Harris | 24 | 155 | 6.5 |
| 1984 | Derrick Harris | 18 | 198 | 11.0 |
| 1985 | Jimmy Francis | 29 | 140 | 4.8 |
| 1986 | Randy Fisher | 23 | 205 | 8.9 |
| 1987 | Randy Fisher | 19 | 192 | 10.1 |
| 1988 | Edward Jackson | 10 | 100 | 10.0 |
| 1989 | Edward Jackson | 26 | 158 | 6.1 |
| 1990 | Deon Searcy | 15 | 124 | 8.3 |
| 1991 | Antonio Hill | 27 | 276 | 10.2 |
| 1992 | Antonio Hill | 18 | 110 | 6.1 |
| 1993 | Stanley Flanders | 18 | 200 | 11.1 |
| 1994 | Stanley Flanders | 13 | 158 | 12.2 |
| 1995 | Gary Goff | 8 | 31 | 3.9 |
| 1996 | Gary Goff | 20 | 64 | 3.2 |
| 1997 | Eric Doggett | 24 | 260 | 10.8 |
| 1998 | Eric Doggett | 28 | 359 | 12.8 |
| 1999 | Eric Doggett | 32 | 452 | 14.1 |
| 2000 | Reggie Mosley | 25 | 224 | 9.0 |
| 2001 | Michael Greer | 16 | 91 | 5.7 |
| 2002 | Reggie Mosley | 33 | 250 | 7.6 |
| 2003 | Bama Adams | 33 | 372 | 11.3 |
| 2004 | Bama Adams | 13 | 174 | 13.4 |
| 2005 | Waymon Ford | 11 | 60 | 5.5 |
| 2006 | Sherard Reynolds | 30 | 496 | 16.5 |

KICKOFF RETURN LEADERS

| Year | Player | No. | Yards | Avg. |
|------|-----------------|-----|-------|------|
| 1982 | Kelvin Sheppard | 20 | 422 | 21.1 |
| 1983 | Derrick Harris | 21 | 610 | 29.0 |
| 1984 | Derrick Harris | 27 | 534 | 19.8 |
| 1985 | Donnie Harrell | 15 | 280 | 18.7 |
| 1986 | Derwin Whatley | 11 | 288 | 26.2 |
| 1987 | Clifford Scott | 16 | 435 | 27.2 |

| | | | | |
|------|-------------------|----|-----|------|
| 1988 | Donnie Harrell | 11 | 258 | 23.5 |
| 1989 | Eric Luke | 15 | 307 | 20.5 |
| 1990 | Eric Luke | 10 | 201 | 20.1 |
| 1991 | Calvin Walker | 12 | 300 | 25.0 |
| 1992 | Calvin Walker | 8 | 182 | 22.8 |
| 1993 | Calvin Walker | 8 | 188 | 23.5 |
| 1994 | Billy Poole | 12 | 284 | 23.7 |
| 1995 | Chris Jackson | 12 | 235 | 19.6 |
| 1996 | Vontrell Mitchell | 17 | 436 | 25.7 |
| 1997 | Wendell Olden | 19 | 427 | 22.5 |
| 1998 | Eric Doggett | 12 | 280 | 23.3 |
| 1999 | Reggie Mosley | 11 | 303 | 27.6 |
| 2000 | Reggie Mosley | 29 | 522 | 18.0 |
| 2001 | Reggie Mosley | 22 | 522 | 23.7 |
| 2002 | Reggie Mosley | 20 | 433 | 21.6 |
| 2003 | Tyran Robinson | 14 | 361 | 25.8 |
| 2004 | Vincent Brown | 34 | 774 | 22.8 |
| 2005 | Sherard Reynolds | 16 | 391 | 24.4 |
| 2006 | Tyler Aurandt | 5 | 116 | 23.2 |

PUNTING LEADERS

| Year | Player | G | Punts | Avg. |
|------|-----------------|----|-------|------|
| 1982 | Brad Bauer | 11 | 60 | 37.1 |
| 1983 | Terry Mallory | 11 | 76 | 37.6 |
| 1984 | Terry Mallory | 11 | 66 | 37.6 |
| 1985 | Terry Mallory | 11 | 72 | 42.2 |
| 1986 | Terry Mallory | 11 | 58 | 40.6 |
| 1987 | Kevin Maddox | 9 | 44 | 35.6 |
| 1988 | Mike McCullough | 9 | 39 | 34.9 |
| 1989 | Mike McCullough | 10 | 60 | 36.1 |
| 1990 | Brian Chestnutt | 7 | 32 | 35.8 |
| 1991 | Chad Mosley | 5 | 27 | 40.6 |
| 1992 | Chad Mosley | 10 | 45 | 36.4 |
| 1993 | David Ashby | 9 | 30 | 39.4 |
| 1994 | David Ashby | 11 | 32 | 40.4 |
| 1995 | Wayne DeVane | 9 | 41 | 40.0 |
| 1996 | Wayne DeVane | 12 | 45 | 38.1 |
| 1997 | Wayne DeVane | 10 | 48 | 36.8 |
| 1998 | Andy Gibbs | 11 | 80 | 35.7 |
| 1999 | Kenn Barnett | 11 | 62 | 36.9 |
| 2000 | Andy Gibbs | 12 | 38 | 35.7 |
| 2001 | Brent Palma | 12 | 37 | 33.7 |
| 2002 | Kenn Barnett | 15 | 77 | 37.3 |
| 2003 | Kenn Barnett | 12 | 68 | 38.6 |
| 2004 | Travis Tidwell | 14 | 58 | 38.7 |
| 2005 | Travis Tidwell | 12 | 60 | 37.3 |
| 2006 | Steven Wright | 10 | 40 | 35.2 |





THE BLAZER RECORD BOOK

INDIVIDUAL SINGLE GAME RECORDS

RUSHING

| | |
|---------------------|--|
| Attempts | 35, Ramon Allen vs. UT Martin, 09/15/90 |
| Yards | 263, Vontrell Mitchell vs. Central Arkansas, 11/09/96 |
| Average | 22.5, Dominique Ross vs. West Alabama, 10/01/94 |
| Longest Rush | 93, Dominique Ross vs. West Alabama, 10/01/94 |
| Touchdowns | 4, shared by four people, last by Aaron Jenkins vs. Ouachita Baptist, 11/03/01 |

PASSING

| | |
|---|--|
| Attempts | 70, Lance Funderburk vs. West Georgia, 11/11/95 |
| Completions | 45, Chris Hatcher vs. West Georgia, 10/16/93 45, Chris Hatcher vs. Mississippi College, 10/23/93 |
| Consecutive Completions | 20, Chris Hatcher vs. New Haven, 10/08/94* |
| Yards | 497, Dusty Bonner vs. Fort Valley State, 11/17/01 |
| Touchdowns | 7, shared by two people on three occasions, last by Dusty Bonner vs. Ouachita Baptist, 11/04/00 |
| Percentage | .938, Lance Funderburk vs. Tarleton State, 10/09/93 (15-of-16)* |
| Longest Completion | 90, Chris Hatcher to Calvin Walker vs. Central Florida, 09/11/93 |
| Interceptions Thrown Without An Interception | 5, Chris Hatcher vs. North Alabama, 11/06/93 56, Chris Hatcher vs. Mississippi College, 10/23/93* |

RECEIVING

| | |
|-------------------|--|
| Receptions | 20, Sean Pender vs. Mississippi College, 11/04/95 |
| Yards | 232, Reggie Mosley vs. West Georgia, 11/11/00 |
| Touchdowns | 4, shared by two people on three occasions, last by Stanley Flanders vs. Delta State, 10/29/94 |

TOTAL OFFENSE:

| | |
|--------------|---|
| Plays | 74, Lance Funderburk vs. West Georgia, 11/11/95 |
| Yards | 495, Dusty Bonner vs. Fort Valley State, 11/17/01 (-2R, 497P) |

DEFENSE

| | |
|--------------------------|--|
| Interceptions | 3, Jimmy Francis vs. Bishop, 11/02/85 |
| Yards Returned | 79, Adrian Bryant vs. Arkansas-Monticello, 11/04/06 |
| Total Tackles | 24, Ryan Branch vs. Texas-El Paso, 09/16/95 |
| Solo Tackles | 17, Jimmy Brookins vs. Mississippi College, 10/29/88 |
| Sacks | 4, Robert Morris vs. UT Martin, 09/16/89 4, Richard Freeman vs. North Alabama, 10/04/97 |
| Assists | 18, Harvey Carter vs. Georgia Southern, 11/20/82 |
| Fumble Recoveries | 3, Anthony Newsome vs. Delta State, 10/08/83 |

SCORING

| | |
|----------------------------|---|
| Points | 30, Aaron Jenkins vs. Ouachita Baptist, 11/03/01 |
| Touchdowns | 5, Aaron Jenkins vs. Ouachita Baptist, 11/03/01 |
| TDs Responsible For | 8, Dusty Bonner vs. Delta State (2 rushing, 6 passing), 10/06/01 |
| PATs Attempts | 10, Reid Bethea vs. Delta State, 10/06/01 |
| PATs Made | 10, Reid Bethea vs. Delta State, 10/06/01 |
| FGs Attempts | 5, Will Rhody vs. Central Arkansas, 09/25/04 |
| FGs Made | 5, Will Rhody vs. Central Arkansas, 09/25/04 |
| Longest FG | 54, Keith Moore vs. Kentucky State, 09/21/85* |
| Points Kicking | 16, Jack McTyre vs. West Alabama, 10/06/90 16, Will Rhody vs. Central Arkansas, 09/25/04 |

PUNTING

| | |
|-------------------------------|---|
| Punts | 11, Mike McCullough vs. Central Florida, 09/09/89 |
| Longest Punt | 72, Andy Gibbs vs. Delta State, 09/19/98 |
| Average (min. 4 punts) | 49.8, Terry Mallory vs. West Alabama, 10/19/85 (9 punts, 448 yards) |

PUNT RETURNS

| | |
|------------------------------|---|
| Returns | 7, Jimmy Francis vs. West Georgia, 10/20/84 7, Tony Hill vs. Fort Valley State, 09/21/91 |
| Yards | 168, Sherard Reynolds vs. Arkansas Tech, 09/23/06 (5 returns) |
| Longest for Touchdown | 78, Sherard Reynolds vs. Southern Arkansas, 10/07/06 |

KICKOFF RETURNS

| | |
|------------------------------|--|
| Returns | 5, Kelvin Sheppard vs. North Alabama, 11/14/82 5, Derrick Harris vs. Georgia Southern, 11/19/83 |
| Yards | 147, Derrick Harris vs. Georgia Southern, 11/19/83 |
| Longest for Touchdown | 100, Aaron Jenkins vs. West Georgia, 11/11/00 |

*Gulf South Conference Record





TEAM SINGLE GAME RECORDS

| | |
|-------------------------|--|
| RUSHING | |
| Attempts | 75 vs. Arkansas Tech, 09/25/99 |
| Yards | 391 vs. Arkansas Tech, 09/25/99 |
| Average | 13.4 vs. West Alabama, 10/01/94 |
| Touchdowns | 6 vs. Lees McRae, 10/26/91 |
| PASSING | |
| Attempts | 70 vs. West Georgia, 11/11/95 |
| Completed | 52 vs. St. Ambrose, 10/14/95 |
| Yards | 508 vs. St. Ambrose, 10/14/95 |
| Touchdowns | 7 three times, last vs. Delta State 10/29/94 |
| Percentage | .886 vs. New Haven, 10/08/94 (39-of-44) |
| Intercepts Thrown | 7 vs. Fort Valley State, 09/14/85 |
| Without An Interception | 56 vs. Mississippi College, 10/23/93 |
| TOTAL OFFENSE | |
| Most Plays | 97 vs. Arkansas Tech, 09/25/99 |
| Most Yards | 659 vs. North Alabama, 10/27/01 (315R, 344P) |
| SCORING | |
| Points | 70 vs. Delta State, 10/06/01 |
| Touchdowns | 10 vs. Tarleton State, 10/09/93 10 vs. Delta State, 10/06/01 |
| PATs Attempts | 10 vs. Tarleton State, 10/09/93 10 vs. Delta State, 10/06/01 |
| PATs Made | 10 vs. Delta State, 10/06/01 |
| FGs Attempts | 5 vs. Central Arkansas, 09/25/04 |
| FGs Made | 5 vs. Central Arkansas, 09/25/04 |
| Points Kicking | 16 vs. West Alabama, 10/06/90 16 vs. Central Arkansas, 09/25/04 |
| PUNTING: | |
| Punts | 11 vs. Central Florida, 09/09/89 |
| Average (min. 4 punts) | 49.8 vs. West Alabama, 10/19/85 |
| PUNT RETURNS | |
| Returns | 10 vs. West Alabama, 10/13/84 |
| Yards | 202 vs. Arkansas Tech, 09/23/06 |

| | |
|------------------------------|--|
| KICKOFF RETURNS | |
| Returns | 6 four times, most recently vs. West Georgia, 11/11/95 |
| Yards | 147 vs. Georgia Southern, 11/19/83 |
| FIRST DOWNS | |
| Total | 39 vs. West Alabama, 10/19/96 |
| Rushing | 26 vs. Arkansas Tech, 09/25/99 |
| Passing | 26 vs. St. Ambrose, 10/14/95 |
| By Penalty | 6 vs. Delta State, 10/29/94 6 vs. West Alabama, 10/19/96 |
| PENALTIES | |
| Most Penalties | 19 vs. Arkansas-Monticello, 10/11/97 |
| Fewest Penalties | 1 vs. Troy State, 10/06/84 1 vs. North Alabama, 11/23/85 |
| Most Yards | 170 vs. Albany State, 08/28/99 |
| Fewest Yards | 5 vs. Troy State, 10/06/84 5 vs. North Alabama, 11/23/85 |
| FUMBLES | |
| Most | 7 vs. North Alabama, 10/29/83 |
| Most Lost | 5 vs. North Alabama, 10/29/83 5 vs. West Georgia, 10/26/85 |
| DEFENSE | |
| Interceptions | 6 vs. UT Martin, 09/27/86 6 vs. Arkansas-Monticello, 10/31/98 |
| Return Yards | 117 vs. West Alabama, 10/06/90 |
| Fumbles Recovered | 7 vs. Savannah State, 09/15/84 |
| Most Rushing Yards Allowed | 545 vs. North Alabama, 10/30/82 |
| Most Passing Yards Allowed | 437 vs. Central Florida, 09/11/93 |
| Fewest Rushing Yards Allowed | -29 vs. Central Florida, 10/22/88 |
| Fewest Passing Yards Allowed | 3 vs. West Alabama, 10/21/00 |
| Fewest Total Yards Allowed | 22 vs. Mount Senario, 09/02/93 |
| Sacks | 7 four times, last vs. Fort Valley State, 09/04/99 |
| Fewest First Downs Allowed | 3 vs. Fort Valley State, 09/07/02 |

INDIVIDUAL SINGLE SEASON RECORDS

| Rushing Yards | | | | | | |
|---------------------------|-------------------|------|------|---------|-----|----|
| No. | Player | Year | Att. | Net Yds | YPC | TD |
| 1. | Aaron Jenkins | 2001 | 199 | 1503 | 7.6 | 15 |
| 2. | Dominique Ross | 1994 | 256 | 1473 | 5.8 | 13 |
| 3. | Vontrell Mitchell | 1996 | 186 | 1355 | 7.3 | 3 |
| 4. | Aaron Jenkins | 2002 | 214 | 1304 | 6.1 | 11 |
| 5. | Tyran Robinson | 2004 | 213 | 1267 | 5.9 | 12 |
| 6. | Dominique Ross | 1993 | 167 | 1030 | 6.2 | 13 |
| 7. | Ramon Allen | 1990 | 211 | 957 | 4.5 | 12 |
| 8. | Vincent Brown | 2004 | 129 | 856 | 6.6 | 12 |
| 9. | Ramon Allen | 1989 | 197 | 846 | 4.3 | 3 |
| 10. | Vontrell Mitchell | 1997 | 170 | 840 | 4.9 | 4 |
| Rushing Touchdowns | | | | | | |
| No. | Player | Year | Att. | Net Yds | YPC | TD |
| 1. | Aaron Jenkins | 2001 | 199 | 1503 | 7.6 | 15 |
| 2. | Carlos Brown | 1996 | 74 | 405 | 5.5 | 14 |
| 3. | Dominique Ross | 1994 | 256 | 1473 | 5.8 | 13 |
| | Dominique Ross | 1993 | 167 | 1030 | 6.2 | 13 |

| 5. | Tyran Robinson | 2004 | 213 | 1267 | 5.9 | 12 |
|----------------------|-------------------|------|------|------|-----|------|
| | Vincent Brown | 2004 | 129 | 856 | 6.6 | 12 |
| | Ramon Allen | 1990 | 211 | 957 | 4.5 | 12 |
| 8. | Aaron Jenkins | 2002 | 214 | 1304 | 6.1 | 11 |
| 9. | Dominique Ross | 1992 | 153 | 734 | 4.8 | 10 |
| 10. | Two tied with | | | | | 7 |
| Passing Yards | | | | | | |
| No. | Player | Year | Att. | Cmp. | TD | Yds |
| 1. | Lance Funderburk* | 1996 | 532 | 342 | 38 | 4226 |
| 2. | Dusty Bonner | 2000 | 488 | 351 | 55 | 4126 |
| 3. | Chris Hatcher | 1994 | 508 | 367 | 55 | 4076 |
| 4. | Dusty Bonner | 2001 | 425 | 298 | 52 | 4037 |
| 5. | Buster Faulkner | 2002 | 503 | 327 | 41 | 3826 |
| 6. | Lance Funderburk | 1995 | 544 | 356 | 26 | 3706 |
| 7. | Chris Hatcher | 1993 | 471 | 335 | 37 | 3651 |
| 8. | Barrett Wilkes | 2003 | 431 | 272 | 26 | 3269 |
| 9. | Fabian Walker | 2004 | 417 | 299 | 23 | 3062 |
| 10. | Barrett Wilkes | 2005 | 376 | 266 | 16 | 2668 |



THE BLAZER RECORD BOOK

Completions

| No. | Player | Year | Att. | Cmp. | TD | Yds |
|-----|---------------------|------|------|------|----|------|
| 1. | Chris Hatcher* | 1994 | 508 | 367 | 55 | 4076 |
| 2. | Lance Funderburk .. | 1995 | 544 | 356 | 26 | 3706 |
| 3. | Dusty Bonner .. | 2000 | 488 | 351 | 55 | 4126 |
| 4. | Lance Funderburk .. | 1996 | 532 | 342 | 38 | 4226 |
| 5. | Chris Hatcher .. | 1993 | 471 | 335 | 37 | 3651 |
| 6. | Buster Faulkner .. | 2002 | 503 | 327 | 41 | 3826 |
| 7. | Fabian Walker .. | 2004 | 417 | 299 | 23 | 3062 |
| 8. | Dusty Bonner .. | 2001 | 425 | 298 | 52 | 4037 |
| 9. | Barrett Wilkes .. | 2003 | 431 | 272 | 26 | 3269 |
| 10. | Barrett Wilkes .. | 2005 | 376 | 266 | 16 | 2668 |

Passing Touchdowns

| No. | Player | Year | Att. | Cmp. | TD | Yds |
|-----|---------------------|------|------|------|----|------|
| 1. | Dusty Bonner* | 2000 | 488 | 351 | 55 | 4126 |
| | Chris Hatcher* | 1994 | 508 | 367 | 55 | 4076 |
| 3. | Dusty Bonner .. | 2001 | 425 | 298 | 52 | 4037 |
| 4. | Buster Faulkner .. | 2002 | 503 | 327 | 41 | 3826 |
| 5. | Lance Funderburk .. | 1996 | 532 | 342 | 38 | 4226 |
| 6. | Chris Hatcher .. | 1993 | 471 | 335 | 37 | 3651 |
| 7. | Willie Copeland .. | 2006 | 372 | 250 | 27 | 2663 |
| 8. | Barrett Wilkes .. | 2003 | 431 | 272 | 26 | 3269 |
| | Lance Funderburk .. | 1995 | 544 | 356 | 26 | 3706 |
| 10. | Fabian Walker .. | 2004 | 417 | 299 | 23 | 3062 |

Receptions

| No. | Player | Year | Rec. | Yd. | YPC | TD |
|-----|--------------------|------|------|------|------|----|
| 1. | Sean Pender* | 1995 | 111 | 983 | 10.1 | 2 |
| 2. | Sean Pender .. | 1996 | 89 | 782 | 8.8 | 3 |
| 3. | Robert Williams .. | 1994 | 86 | 1187 | 13.8 | 21 |
| 4. | Calvin Walker .. | 1993 | 82 | 944 | 11.5 | 6 |
| 5. | Steve Greer .. | 1994 | 81 | 829 | 10.2 | 7 |
| 6. | Reggie Mosley .. | 2002 | 79 | 1295 | 16.4 | 15 |
| 7. | C.J. Lofton .. | 2002 | 77 | 913 | 11.9 | 6 |
| 8. | C.J. Lofton .. | 2000 | 76 | 862 | 11.3 | 13 |
| 9. | Calvin Walker .. | 1992 | 71 | 867 | 12.2 | 8 |
| 10. | Two tied with .. | | 70 | | | |

Receiving Yards

| No. | Player | Year | Rec. | Yds | YPC | TD |
|-----|---------------------|------|------|------|------|----|
| 1. | Reggie Mosley .. | 2002 | 79 | 1295 | 16.4 | 15 |
| 2. | Robert Williams .. | 1994 | 86 | 1187 | 13.8 | 21 |
| 3. | Rodney Brown .. | 1996 | 61 | 1148 | 18.8 | 12 |
| 4. | Stanley Flanders .. | 1994 | 70 | 1083 | 15.5 | 20 |
| 5. | Reggie Mosley .. | 2001 | 65 | 1063 | 16.4 | 18 |
| 6. | Carl Armstrong .. | 1982 | 61 | 1028 | 16.9 | 8 |
| 7. | Reggie Mosley .. | 2000 | 67 | 1016 | 15.2 | 12 |
| 8. | Carlos Johnson .. | 2000 | 66 | 991 | 15.0 | 8 |
| 9. | Sean Pender .. | 1995 | 111 | 983 | 10.1 | 2 |
| 10. | Calvin Walker .. | 1993 | 82 | 944 | 11.5 | 6 |

Receiving Touchdowns

| No. | Player | Year | Rec. | Yds | YPC | TD |
|-----|---------------------|------|------|------|------|----|
| 1. | Robert Williams* | 1994 | 86 | 1187 | 13.8 | 21 |
| 2. | Stanley Flanders .. | 1994 | 70 | 1083 | 15.5 | 20 |
| 3. | Reggie Mosley .. | 2001 | 65 | 1063 | 16.4 | 18 |
| 4. | Reggie Mosley .. | 2002 | 79 | 1295 | 16.4 | 15 |
| 5. | Nikko Cooper .. | 1996 | 63 | 865 | 13.7 | 14 |

| | | | | | | |
|-----|------------------|------|----|------|------|----|
| 6. | C.J. Lofton .. | 2000 | 76 | 862 | 11.3 | 13 |
| 7. | C.J. Lofton .. | 2001 | 57 | 723 | 12.7 | 12 |
| | Reggie Mosley .. | 2000 | 67 | 1016 | 15.2 | 12 |
| | Rodney Brown .. | 1996 | 61 | 1148 | 18.8 | 12 |
| 10. | Mike Bowman .. | 1997 | 43 | 728 | 16.9 | 11 |

Total Offensive Plays

| No. | Player | Year | Plays | Rush | Pass | Yds |
|-----|---------------------|------|-------|------|------|------|
| 1. | Buster Faulkner* | 2002 | 611 | -313 | 3826 | 3513 |
| 2. | Lance Funderburk .. | 1995 | 581 | -157 | 3706 | 3549 |
| 3. | Lance Funderburk .. | 1996 | 570 | -59 | 4226 | 4167 |
| 4. | Chris Hatcher .. | 1994 | 537 | -121 | 4076 | 3955 |
| 5. | Dusty Bonner .. | 2000 | 534 | -161 | 4126 | 3965 |
| 6. | Fabian Walker .. | 2004 | 513 | 403 | 3062 | 3465 |
| 7. | Chris Hatcher .. | 1993 | 495 | -119 | 3651 | 3532 |
| 8. | Barrett Wilkes .. | 2003 | 487 | -49 | 3269 | 3220 |
| 9. | Dusty Bonner .. | 2001 | 469 | -2 | 4037 | 4035 |
| 10. | Barrett Wilkes .. | 2005 | 453 | 35 | 2668 | 2703 |

Total Offensive Yards

| No. | Player | Year | Plays | Rush | Pass | Yds |
|-----|---------------------|------|-------|------|------|------|
| 1. | Lance Funderburk* | 1996 | 570 | -59 | 4226 | 4167 |
| 2. | Dusty Bonner .. | 2001 | 469 | -2 | 4037 | 4035 |
| 3. | Dusty Bonner .. | 2000 | 534 | -161 | 4126 | 3965 |
| 4. | Chris Hatcher .. | 1994 | 537 | -121 | 4076 | 3955 |
| 5. | Lance Funderburk .. | 1995 | 581 | -157 | 3706 | 3549 |
| 6. | Chris Hatcher .. | 1993 | 495 | -119 | 3651 | 3532 |
| 7. | Buster Faulkner .. | 2002 | 611 | -313 | 3826 | 3513 |
| 8. | Fabian Walker .. | 2004 | 513 | 403 | 3062 | 3465 |
| 9. | Barrett Wilkes .. | 2003 | 487 | -49 | 3269 | 3220 |
| 10. | Barrett Wilkes .. | 2005 | 453 | 35 | 2668 | 2703 |

Scoring Performances

| No. | Player | Year | TD | PAT | FG | Pts. |
|-----|-------------------|------|----|-----|----|------|
| 1. | Aaron Jenkins* | 2001 | 21 | 0 | 0 | 126 |
| | Robert Williams* | 1994 | 21 | 0 | 0 | 126 |
| | Stanley Flanders* | 1994 | 21 | 0 | 0 | 126 |
| 4. | Will Rhody .. | 2004 | 0 | 55 | 22 | 121 |
| 5. | Reggie Mosley .. | 2001 | 19 | 1 | 0 | 116 |
| 6. | Will Rhody .. | 2002 | 0 | 57 | 16 | 105 |
| 7. | Tyran Robinson .. | 2004 | 17 | 0 | 0 | 102 |
| 8. | Dominique Ross .. | 1994 | 16 | 0 | 0 | 96 |
| 9. | Michael Green .. | 2005 | 0 | 37 | 19 | 94 |
| | Reid Bethea .. | 2001 | 0 | 79 | 5 | 94 |

Kickoff Return Average

| No. | Player | Year | No. | Yds | Avg. |
|-----|---------------------|------|-----|-----|------|
| 1. | Derrick Harris .. | 1983 | 21 | 610 | 29.0 |
| 2. | Reggie Mosley .. | 1999 | 11 | 303 | 27.6 |
| 3. | Clifford Scott .. | 1987 | 16 | 435 | 27.2 |
| 4. | Dervin Whatley .. | 1986 | 11 | 288 | 26.2 |
| 5. | Tyran Robinson .. | 2003 | 14 | 361 | 25.8 |
| 6. | Vontrell Smith .. | 1996 | 17 | 436 | 25.6 |
| 7. | Calvin Walker .. | 1991 | 12 | 300 | 25.0 |
| 8. | Sherard Reynolds .. | 2005 | 16 | 391 | 24.4 |
| 9. | Reggie Mosley .. | 2001 | 22 | 522 | 23.7 |
| | Billy Poole .. | 1994 | 12 | 284 | 23.7 |

*Gulf South Conference record



Punt Return Average

| No. | Player | Year | No. | Yds | Avg. |
|-----|------------------|------|-----|-----|------|
| 1. | Sherard Reynolds | 2006 | 30 | 496 | 16.5 |
| 2. | Eric Doggett | 1999 | 32 | 452 | 14.1 |
| 3. | Bama Adams | 2004 | 13 | 174 | 13.4 |
| 4. | Eric Doggett | 1998 | 28 | 359 | 12.8 |
| 5. | Stanley Flanders | 1994 | 13 | 158 | 12.2 |
| 6. | Bama Adams | 2003 | 33 | 372 | 11.3 |
| 7. | Stanley Flanders | 1993 | 18 | 200 | 11.1 |
| 8. | Derrick Harris | 1984 | 18 | 198 | 11.0 |
| 9. | Eric Doggett | 1997 | 24 | 260 | 10.8 |
| 10. | Tony Hill | 1991 | 27 | 276 | 10.2 |

Punting

| No. | Player | Year | No. | Yds | Avg. |
|-----|----------------|------|-----|------|------|
| 1. | Terry Mallory | 1985 | 72 | 3037 | 42.2 |
| 2. | Chad Mosley | 1991 | 27 | 1097 | 40.6 |
| | Terry Mallory | 1986 | 58 | 2355 | 40.6 |
| 4. | David Ashby | 1994 | 32 | 1293 | 40.4 |
| 5. | Wayne DeVane | 1995 | 41 | 1639 | 40.0 |
| 6. | David Ashby | 1992 | 30 | 1183 | 39.4 |
| 7. | Andy Gibbs | 2000 | 38 | 1477 | 38.9 |
| 8. | Travis Tidwell | 2004 | 58 | 2243 | 38.7 |
| 9. | Kenn Barnett | 2003 | 68 | 2628 | 38.6 |
| 10. | Wayne DeVane | 1996 | 45 | 1716 | 38.1 |

Pass Deflections

| No. | Player | Year | PDs |
|-----|-----------------|------|-----|
| 1. | Maurice Leggett | 2006 | 15 |
| | Elliott Burkes | 2002 | 15 |
| | Derek Braxton | 2001 | 15 |
| 4. | Ced Dickerson | 2002 | 12 |
| | Deon Searcy | 1988 | 12 |
| | Dallis Smith | 1983 | 12 |
| 7. | Arthell Brown | 2000 | 11 |
| | Vaughn Clark | 1998 | 11 |
| | Calvin Orr | 1987 | 11 |
| | Dallis Smith | 1985 | 11 |

Sacks

| No. | Player | Year | Sacks |
|-----|-----------------|------|-------|
| 1. | Richard Freeman | 1997 | 14.0 |
| | Antonio Edwards | 1990 | 14.0 |
| 3. | Andre Hampton | 1994 | 12.0 |
| | Antonio Edwards | 1991 | 12.0 |
| | Robert Morris | 1988 | 12.0 |
| 6. | Dewayne Smith | 2002 | 11.5 |
| 7. | Marlin Adams | 2002 | 10.5 |
| 8. | Arto Vartanian | 1998 | 10.0 |
| | Andre Hampton | 1993 | 10.0 |
| | Robert Morris | 1989 | 10.0 |

Total Tackles

| No. | Player | Year | UT | AT | Total |
|-----|----------------|------|----|-----|-------|
| 1. | Cliff Fouty | 1982 | 20 | 135 | 155 |
| 2. | Jessie Tuggle | 1986 | 42 | 87 | 129 |
| 3. | Jimmy Brookins | 1988 | 73 | 52 | 125 |
| | Jimmy Francis | 1985 | 63 | 62 | 125 |
| | Lenny Parker | 1984 | 62 | 63 | 125 |
| 6. | Lenny Parker | 1983 | 47 | 76 | 123 |
| 7. | David Gilyard | 1982 | 18 | 103 | 121 |
| 8. | Ryan Branch | 1995 | 67 | 53 | 120 |
| 9. | Freddie Thomas | 1985 | 63 | 62 | 118 |
| 10. | Jesse Sutton | 1998 | 43 | 67 | 110 |

Interceptions

| No. | Player | Year | Ints. | Yds | TD |
|-----|---------------|------|-------|-----|----|
| 1. | Dallis Smith | 1986 | 9 | 53 | 0 |
| 2. | Chris Fowler | 2002 | 7 | 35 | 0 |
| 3. | Dennis Smith | 1986 | 6 | 53 | 0 |
| 4. | Sam Reynolds | 2004 | 5 | 1 | 0 |
| | Jerome Mills | 1997 | 5 | 59 | 0 |
| | Chris Dupree | 1991 | 5 | 45 | 0 |
| | Deon Searcy | 1988 | 5 | 11 | 0 |
| | Jimmy Francis | 1985 | 5 | 109 | 0 |
| | Dallis Smith | 1983 | 5 | 91 | 0 |
| 10. | 11 tied with | | | | 4 |

Tackles For Loss

| No. | Player | Year | TFL |
|-----|-----------------|------|------|
| 1. | Dewayne Smith | 2002 | 30.0 |
| 2. | Artie Ulmer | 1996 | 24.0 |
| | Andre Hampton | 1994 | 24.0 |
| 4. | Richard Freeman | 1997 | 23.0 |
| | Robert Morris | 1988 | 23.0 |
| 6. | Arto Vartanian | 1998 | 22.0 |
| | Antonio Edwards | 1990 | 22.0 |
| 8. | Antonio Speed | 1998 | 21.0 |
| 9. | Jesse Sutton | 1997 | 20.0 |
| 10. | Marlin Adams | 2002 | 18.5 |

TEAM SINGLE SEASON RECORDS

Rushing Yards

| No. | Year | Att. | Net Yds | YPC | TD |
|-----|------|------|---------|-----|----|
| 1. | 2004 | 516 | 2706 | 5.2 | 32 |
| 2. | 2001 | 390 | 2278 | 5.8 | 24 |
| 3. | 1996 | 371 | 2022 | 5.5 | 28 |
| 4. | 1985 | 545 | 1968 | 3.6 | 15 |
| 5. | 1986 | 520 | 1958 | 3.8 | 17 |
| 6. | 1999 | 428 | 1842 | 4.3 | 12 |
| 7. | 1987 | 472 | 1823 | 3.9 | 16 |
| 8. | 2002 | 548 | 1816 | 3.3 | 20 |
| 9. | 1991 | 452 | 1726 | 3.8 | 13 |
| 10. | 1990 | 457 | 1711 | 3.7 | 14 |

Rushing Touchdowns

| No. | Year | Att. | Net Yds | YPC | TD |
|-----|------|------|---------|-----|----|
| 1. | 2004 | 516 | 2706 | 5.2 | 32 |
| 2. | 1996 | 371 | 2022 | 5.5 | 28 |
| 3. | 2001 | 390 | 2278 | 5.8 | 24 |
| 4. | 2002 | 548 | 1816 | 3.3 | 20 |
| 5. | 1993 | 272 | 1388 | 5.1 | 19 |
| 6. | 1986 | 520 | 1958 | 3.8 | 17 |
| | 1984 | 518 | 1300 | 2.5 | 17 |

| | | | | | |
|----|------|-----|------|-----|----|
| 8. | 1987 | 472 | 1823 | 3.9 | 16 |
| 9. | 2003 | 370 | 1296 | 3.5 | 15 |
| | 1995 | 370 | 1606 | 4.3 | 15 |
| | 1985 | 545 | 1968 | 3.6 | 15 |

Passing Yards

| No. | Year | Att. | Cmp. | TD | Yds |
|-----|-------|------|------|----|------|
| 1. | 1994* | 594 | 409 | 55 | 4389 |
| 2. | 2000 | 522 | 372 | 56 | 4361 |
| 3. | 2001 | 478 | 337 | 56 | 4356 |
| 4. | 1996 | 544 | 346 | 38 | 4275 |
| 5. | 2002 | 547 | 355 | 42 | 4162 |
| 6. | 1993 | 513 | 363 | 40 | 3871 |
| 7. | 1995 | 570 | 373 | 27 | 3842 |
| 8. | 2003 | 483 | 293 | 27 | 3433 |
| 9. | 2005 | 489 | 317 | 22 | 3307 |
| 10. | 2004 | 420 | 302 | 23 | 3119 |

Most Completions

| No. | Year | Att. | Cmp. | TD | Yds |
|-----|-------|------|------|----|------|
| 1. | 1994* | 594 | 409 | 55 | 4389 |
| 2. | 1995 | 570 | 373 | 27 | 3842 |

| | | | | | |
|-----|------|-----|-----|----|------|
| 3. | 2000 | 522 | 372 | 56 | 4361 |
| 4. | 1993 | 513 | 363 | 40 | 3871 |
| 5. | 2002 | 547 | 355 | 42 | 4162 |
| 6. | 1996 | 544 | 346 | 38 | 4275 |
| 7. | 2001 | 478 | 337 | 56 | 4356 |
| 8. | 2005 | 489 | 317 | 22 | 3307 |
| 9. | 2004 | 420 | 302 | 23 | 3119 |
| 10. | 2003 | 483 | 293 | 27 | 3433 |

Most Passing Touchdowns

| No. | Year | Att. | Cmp. | TD | Yds |
|-----|-------|------|------|----|------|
| 1. | 2001* | 478 | 337 | 56 | 4356 |
| | 2000* | 522 | 372 | 56 | 4361 |
| 3. | 1994 | 594 | 409 | 55 | 4389 |
| 4. | 2002 | 547 | 355 | 42 | 4162 |
| 5. | 1993 | 513 | 363 | 40 | 3871 |
| 6. | 1996 | 544 | 346 | 38 | 4275 |
| 7. | 2006 | 391 | 261 | 29 | 2830 |
| 8. | 2003 | 483 | 293 | 27 | 3433 |
| | 1995 | 570 | 373 | 27 | 3842 |
| 10. | 2004 | 420 | 302 | 23 | 3119 |



THE BLAZER RECORD BOOK

Total Offensive Plays

| No. | Year | Plays | Rush | Pass | Yds |
|-----|------|-------|------|------|------|
| 1. | 2002 | 1095 | 1816 | 4162 | 5978 |
| 2. | 1994 | 964 | 1606 | 4389 | 5995 |
| 3. | 2004 | 936 | 2706 | 3119 | 5825 |
| 4. | 1996 | 915 | 2022 | 4275 | 6297 |
| 5. | 2001 | 868 | 2278 | 4356 | 6634 |
| 6. | 2000 | 861 | 1444 | 4361 | 5805 |
| 7. | 2003 | 853 | 1296 | 3433 | 4729 |
| 8. | 2005 | 850 | 1257 | 3307 | 4564 |
| 9. | 1995 | 812 | 833 | 3842 | 4675 |
| 10. | 1993 | 785 | 1388 | 3871 | 5259 |

Total Offensive Yards

| No. | Year | Plays | Rush | Pass | Yds |
|-----|------|-------|------|------|------|
| 1. | 2001 | 868 | 2278 | 4356 | 6634 |
| 2. | 1996 | 915 | 2022 | 4275 | 6297 |
| 3. | 1994 | 964 | 1606 | 4389 | 5995 |
| 4. | 2002 | 1095 | 1816 | 4162 | 5978 |
| 5. | 2004 | 936 | 2706 | 3119 | 5825 |
| 6. | 2000 | 861 | 1444 | 4361 | 5805 |
| 7. | 1993 | 785 | 1388 | 3871 | 5259 |
| 8. | 2003 | 853 | 1296 | 3433 | 4729 |
| 9. | 1995 | 812 | 833 | 3842 | 4675 |
| 10. | 2005 | 850 | 1257 | 3307 | 4564 |

Scoring Performances

| No. | Year | TD | PAT | FG | Pts. |
|-----|------|----|-----|----|------|
| 1. | 2001 | 86 | 81 | 5 | 617 |
| 2. | 1994 | 73 | 68 | 6 | 527 |
| 3. | 2000 | 73 | 59 | 5 | 513 |
| 4. | 1996 | 70 | 51 | 8 | 504 |
| 5. | 2002 | 65 | 59 | 16 | 500 |
| 6. | 2004 | 59 | 58 | 22 | 489 |
| 7. | 1993 | 65 | 56 | 6 | 449 |
| 8. | 2003 | 51 | 48 | 12 | 391 |
| 9. | 2006 | 47 | 43 | 8 | 349 |
| 10. | 2005 | 40 | 37 | 19 | 338 |

Kickoff Return Average

| No. | Year | No. | Yds | Avg. |
|-----|------|-----|------|------|
| 1. | 1996 | 44 | 1117 | 25.4 |
| 2. | 1987 | 30 | 744 | 24.8 |
| 3. | 1983 | 34 | 802 | 23.6 |
| 4. | 1986 | 30 | 676 | 22.5 |
| 5. | 2003 | 35 | 785 | 22.4 |
| 6. | 1997 | 32 | 705 | 22.0 |
| 7. | 1994 | 28 | 608 | 21.7 |
| 8. | 2001 | 35 | 755 | 21.6 |
| 9. | 1999 | 26 | 551 | 21.2 |
| 10. | 2002 | 42 | 433 | 20.5 |

Punt Return Average

| No. | Year | No. | Yds | Avg. |
|-----|------|-----|-----|------|
| 1. | 2006 | 39 | 674 | 17.3 |
| 2. | 1999 | 37 | 498 | 13.5 |
| 3. | 2003 | 36 | 424 | 11.8 |
| 4. | 1994 | 15 | 175 | 11.7 |
| 5. | 2004 | 22 | 243 | 11.0 |
| 6. | 1997 | 24 | 260 | 10.8 |
| 7. | 1993 | 20 | 209 | 10.5 |
| 8. | 1998 | 37 | 386 | 10.4 |
| | 1987 | 20 | 208 | 10.4 |

| | | | | |
|-----|------|----|-----|-----|
| 10. | 1991 | 30 | 284 | 9.5 |
|-----|------|----|-----|-----|

First Downs

| No. | Year | Rushing | Passing | Total |
|-----|------|---------|---------|-------|
| 1. | 2001 | 125 | 180 | 328 |
| 2. | 2000 | 93 | 191 | 308 |
| 3. | 2002 | 108 | 151 | 307 |
| 4. | 1994 | 88 | 190 | 301 |
| 5. | 1996 | 107 | 162 | 300 |
| 6. | 2004 | 156 | 118 | 284 |
| 7. | 2003 | 81 | 150 | 263 |
| 8. | 1993 | 79 | 163 | 251 |
| 9. | 2005 | 79 | 139 | 234 |
| 10. | 1995 | 51 | 168 | 229 |

Fewest Points Allowed

| No. | Year | Pts | Avg. |
|-----|------|-----|------|
| 1. | 2006 | 157 | 15.7 |
| 2. | 1994 | 162 | 12.5 |
| 3. | 1985 | 163 | 14.8 |
| 4. | 1991 | 167 | 16.7 |
| 5. | 1986 | 174 | 15.8 |
| 6. | 1987 | 178 | 17.8 |
| 7. | 1984 | 181 | 16.5 |
| 8. | 1990 | 183 | 18.3 |
| 9. | 2001 | 188 | 14.5 |
| 10. | 1993 | 197 | 17.9 |

Fewest Rushing Yards Allowed

| No. | Year | Att. | Net Yds | YPC | TD |
|-----|------|------|---------|-----|----|
| 1. | 2002 | 458 | 832 | 1.8 | 15 |
| 2. | 2006 | 386 | 1125 | 2.9 | 7 |
| 3. | 1986 | 429 | 1228 | 2.9 | 8 |
| 4. | 1991 | 420 | 1365 | 3.3 | 10 |
| 5. | 2001 | 544 | 1397 | 2.6 | 16 |
| 6. | 1997 | 473 | 1403 | 3.0 | 17 |
| 7. | 1993 | 423 | 1423 | 3.4 | 14 |
| 8. | 1990 | 454 | 1527 | 3.4 | 11 |
| 9. | 1987 | 433 | 1550 | 3.6 | 10 |
| 10. | 1994 | 505 | 1559 | 3.1 | 12 |

Fewest Passing Yards Allowed

| No. | Year | Att. | Cmp. | TD | Yds |
|-----|------|------|------|----|------|
| 1. | 1998 | 216 | 80 | 16 | 1100 |
| 2. | 1989 | 208 | 96 | 3 | 1255 |
| 3. | 1990 | 197 | 101 | 7 | 1280 |
| 4. | 1984 | 234 | 94 | 5 | 1281 |
| 5. | 1983 | 237 | 104 | 6 | 1319 |
| 6. | 1992 | 248 | 103 | 10 | 1330 |
| 7. | 1988 | 242 | 112 | 5 | 1450 |
| 8. | 1985 | 269 | 106 | 3 | 1471 |
| 9. | 1999 | 234 | 107 | 10 | 1484 |
| 10. | 1995 | 243 | 116 | 9 | 1524 |

Fewest Total Yards Allowed

| No. | Year | Plays | Rush | Pass | Yds |
|-----|------|-------|------|------|------|
| 1. | 2006 | 638 | 1125 | 1577 | 2702 |
| 2. | 1990 | 651 | 1527 | 1280 | 2807 |
| 3. | 1989 | 668 | 1644 | 1255 | 2899 |
| 4. | 1998 | 740 | 1852 | 1100 | 2952 |
| 5. | 2003 | 670 | 1423 | 1613 | 3036 |
| 6. | 1988 | 690 | 1624 | 1450 | 3074 |
| 7. | 1987 | 701 | 1550 | 1564 | 3114 |

| | | | | | |
|-----|------|-----|------|------|------|
| 8. | 1992 | 682 | 1801 | 1330 | 3131 |
| 9. | 1991 | 678 | 1365 | 1783 | 3148 |
| 10. | 1997 | 751 | 1403 | 1798 | 3201 |

Interceptions

| No. | Year | Ints. | Yds | TD |
|-----|-------------|-------|-----|----|
| 1. | 1986* | 32 | 277 | 0 |
| 2. | 2002 | 26 | 197 | 0 |
| 3. | 2004 | 22 | 258 | 1 |
| 4. | 2005 | 20 | 227 | 2 |
| 5. | 2001 | 18 | 219 | 2 |
| 6. | 1987 | 17 | 311 | 0 |
| | 1984 | 17 | 188 | 1 |
| 8. | 1998 | 16 | 120 | 1 |
| 9. | 2000 | 15 | 264 | 1 |
| 10. | 4 tied with | 14 | | |

Sacks

| No. | Year | Sacks |
|-----|-------------|-------|
| 1. | 2002 | 58 |
| 2. | 2003 | 42 |
| | 1994 | 42 |
| 4. | 1996 | 41 |
| 5. | 1997 | 39 |
| 6. | 1991 | 37 |
| | 1990 | 37 |
| 8. | 2001 | 36 |
| | 1998 | 36 |
| 10. | 2 tied with | 33 |

Miscellaneous Single Season Records

Rushes – 256, Dominique Ross, 1994*
 Yards Per Carry – 7.6, Aaron Jenkins, 2001
 Rushing Yards Per Game – 115.6, Aaron Jenkins 2001
 Passing Attempts – 544, Lance Funderburk, 1995*
 Passes Without an Int. – 177, Chris Hatcher, 1993*
 Completion Percentage – .722, Chris Hatcher, 1994*
 Completions Per Game – 32.4, Lance Funderburk, 1995*
 Yards Per Game – 343.8, Dusty Bonner, 2000
 Total Yards Per Game – 330.4, Dusty Bonner, 2000
 TDs Responsible For – 56, Dusty Bonner, 2000*
 PATs Attempted – 84, Reid Bethea, 2001*
 PATs Made – 79, Reid Bethea, 2001*
 FGs Made – 22, Will Rhody, 2004
 Solo Tackles – 67, Ryan Branch, 1995
 Assists – 135, Cliff Fouty, 1982
 Fumble Recoveries – 4, Erasmus Harvey, 1994;
 Tim Thompson, 2004
 Team Average Yards Per Carry – 5.8, 2001
 Team Rushing Yards Per Game – 193.3, 2004
 Team Passing Attempts – 594, 1994*
 Team Passing Yards Per Game – 363.4, 2000
 Team Average Per Completion – 14.9, 1983
 Team Touchdowns – 86, 2001*
 Team PATs Attempted – 85, 2001*
 Team PATs Made – 80, 2001*
 Team FGs Made – 22, 2004

*Gulf South Conference Record



INDIVIDUAL CAREER RECORDS

Rushing Yards

| No. | Player | Years | Att. | Net Yds | YPC | TD |
|-----|-------------------|---------|------|---------|-----|----|
| 1. | Aaron Jenkins | 2000-03 | 616 | 3859 | 6.3 | 34 |
| 2. | Dominique Ross | 1992-94 | 576 | 3237 | 5.6 | 36 |
| 3. | Ramon Allen | 1988-91 | 672 | 3071 | 4.6 | 26 |
| 4. | Tyran Robinson | 2001-04 | 532 | 3029 | 5.7 | 24 |
| 5. | Vontrell Mitchell | 1995-98 | 485 | 2655 | 5.5 | 11 |
| 6. | Donnie Harrell | 1985-88 | 407 | 1904 | 4.7 | 10 |
| 7. | Vincent Brown | 2004-05 | 265 | 1624 | 6.1 | 18 |
| 8. | Eric Clark | 1985-88 | 292 | 1301 | 4.5 | 3 |
| 9. | Marcus Ray | 1997-00 | 273 | 1283 | 4.7 | 9 |
| 10. | David Glisson | 1993-96 | 195 | 1191 | 6.1 | 8 |

Rushing Touchdowns

| No. | Player | Year | Att. | Net Yds | YPC | TD |
|-----|-------------------|---------|------|---------|-----|----|
| 1. | Dominique Ross | 1992-94 | 576 | 3237 | 5.6 | 36 |
| 2. | Aaron Jenkins | 2000-03 | 616 | 3859 | 6.3 | 34 |
| 3. | Ramon Allen | 1988-91 | 672 | 3071 | 4.6 | 26 |
| 4. | Tyran Robinson | 2001-04 | 532 | 3029 | 5.7 | 24 |
| 5. | Vincent Brown | 2004-05 | 265 | 1624 | 6.1 | 18 |
| 6. | Carlos Brown | 1996 | 74 | 405 | 5.5 | 14 |
| 7. | Terry Soles | 1982-83 | 174 | 712 | 4.1 | 12 |
| 8. | Vontrell Mitchell | 1995-98 | 485 | 2655 | 5.5 | 11 |
| 9. | Donnie Harrell | 1985-88 | 407 | 1904 | 4.7 | 10 |
| | Mark Dace | 1984-87 | 373 | 606 | 1.6 | 10 |

Passing Yards

| No. | Player | Year | Cmp. | Att. | Yds | TD |
|-----|------------------------|--------------|------------|------------|-------------|-----------|
| 1. | Chris Hatcher | 1991-94 | 1047 | 1529 | 11,363 | 121 |
| 2. | Lance Funderburk | 1992-96 | 731 | 1127 | 8192 | 67 |
| 3. | Dusty Bonner | 2000-01 | 649 | 913 | 8163 | 107 |
| 4. | Barrett Wilkes | 2002-06 | 571 | 858 | 6296 | 44 |
| 5. | Tye Cottle | 1987-90 | 427 | 774 | 5593 | 50 |
| 6. | Buster Faulkner | 2001-03 | 381 | 593 | 4213 | 44 |
| 7. | Mark Dace | 1984-87 | 241 | 477 | 3459 | 25 |
| 8. | Fabian Walker | 2004 | 299 | 417 | 3062 | 23 |
| 9. | Willie Copeland | 2006- | 250 | 250 | 2663 | 27 |
| 10. | James Owens | 1982 | 169 | 339 | 2258 | 15 |

Completions

| No. | Player | Year | Cmp. | Att. | Yds | TD |
|-----|------------------------|--------------|------------|------------|-------------|-----------|
| 1. | Chris Hatcher | 1991-94 | 1047 | 1529 | 11,363 | 121 |
| 2. | Lance Funderburk | 1992-96 | 731 | 1127 | 8192 | 67 |
| 3. | Dusty Bonner | 2000-01 | 649 | 913 | 8163 | 107 |
| 4. | Barrett Wilkes | 2002-06 | 571 | 858 | 6296 | 44 |
| 5. | Tye Cottle | 1987-90 | 427 | 774 | 5593 | 50 |
| 6. | Buster Faulkner | 2001-03 | 381 | 593 | 4213 | 44 |
| 7. | Fabian Walker | 2004 | 299 | 417 | 3062 | 23 |
| 8. | Willie Copeland | 2006- | 250 | 372 | 2663 | 27 |
| 9. | Mark Dace | 1984-87 | 241 | 477 | 3459 | 25 |
| 10. | James Owens | 1982 | 169 | 339 | 2258 | 15 |

Passing Touchdowns

| No. | Player | Year | Cmp. | Att. | Yds | TD |
|-----|------------------------|--------------|------------|------------|-------------|-----------|
| 1. | Chris Hatcher | 1991-94 | 1047 | 1529 | 11,363 | 121 |
| 2. | Dusty Bonner | 2000-01 | 649 | 913 | 8163 | 107 |
| 3. | Lance Funderburk | 1992-96 | 731 | 1127 | 8192 | 67 |
| 4. | Tye Cottle | 1987-90 | 427 | 774 | 5593 | 50 |
| 5. | Barrett Wilkes | 2002-06 | 571 | 858 | 6296 | 44 |
| 6. | Buster Faulkner | 2001-03 | 381 | 593 | 4213 | 44 |
| 7. | Willie Copeland | 2006- | 250 | 250 | 2663 | 27 |

| | | | | | | |
|-----|---------------|---------|-----|-----|------|----|
| 8. | Mark Dace | 1984-87 | 241 | 477 | 3459 | 25 |
| 9. | Fabian Walker | 2004 | 299 | 417 | 3062 | 23 |
| 10. | Two tied with | | | | | 15 |

Receptions

| No. | Player | Year | Rec. | Yds. | YPC | TD |
|-----|-----------------|---------|------|------|------|----|
| 1. | Sean Pender | 1992-96 | 247 | 2072 | 8.4 | 9 |
| 2. | Reggie Mosley | 1999-02 | 235 | 3738 | 15.9 | 48 |
| 3. | C.J. Lofton | 1999-02 | 228 | 2724 | 11.9 | 32 |
| 4. | Randy Fisher | 1986-89 | 185 | 2892 | 10.1 | 26 |
| 5. | Robert Williams | 1991-94 | 185 | 2726 | 14.7 | 31 |
| 6. | Steve Greer | 1991-94 | 179 | 2025 | 11.3 | 13 |
| 7. | Calvin Walker | 1990-93 | 167 | 2026 | 12.1 | 15 |
| 8. | Aaron Jenkins | 2000-03 | 137 | 1385 | 10.1 | 17 |
| 9. | Tyran Robinson | 2001-04 | 126 | 1201 | 9.5 | 8 |
| 10. | Carlos Johnson | 2000-01 | 108 | 1519 | 14.1 | 13 |

Receiving Yards

| No. | Player | Year | Rec. | Yds. | YPC | TD |
|-----|------------------|---------|------|------|------|----|
| 1. | Reggie Mosley | 1999-02 | 235 | 3738 | 15.9 | 48 |
| 2. | Randy Fisher | 1986-89 | 185 | 2892 | 10.1 | 26 |
| 3. | Robert Williams | 1991-94 | 185 | 2726 | 14.7 | 31 |
| 4. | C.J. Lofton | 1999-02 | 228 | 2724 | 11.9 | 32 |
| 5. | Sean Pender | 1992-96 | 247 | 2072 | 8.4 | 9 |
| 6. | Calvin Walker | 1990-93 | 167 | 2026 | 12.1 | 15 |
| 7. | Steve Greer | 1991-94 | 179 | 2025 | 11.3 | 13 |
| 8. | Darrien Teals | 1985-88 | 107 | 1650 | 15.4 | 16 |
| 9. | Rodney Brown | 1995-96 | 95 | 1636 | 17.2 | 20 |
| 10. | Stanley Flanders | 1993-94 | 101 | 1581 | 15.7 | 30 |

Receiving Touchdowns

| No. | Player | Year | Rec. | Yds. | YPC | TD |
|-----|------------------|----------|------|------|------|----|
| 1. | Reggie Mosley | 1999-02 | 235 | 3738 | 15.9 | 48 |
| 2. | C.J. Lofton | 1999-02 | 228 | 2724 | 11.9 | 32 |
| 3. | Robert Williams | 1991-94 | 185 | 2726 | 14.7 | 31 |
| 4. | Stanley Flanders | 1993-94 | 101 | 1581 | 15.7 | 30 |
| 5. | Randy Fisher | 1986-89 | 185 | 2892 | 10.1 | 26 |
| 6. | Nikko Cooper | 1996, 98 | 98 | 1446 | 14.8 | 21 |
| 7. | Rodney Brown | 1995-96 | 95 | 1636 | 17.2 | 20 |
| 8. | Aaron Jenkins | 2000-03 | 137 | 1385 | 10.1 | 17 |
| 9. | Darrien Teals | 1985-88 | 107 | 1650 | 15.4 | 16 |
| 10. | Calvin Walker | 1990-93 | 167 | 2026 | 12.1 | 15 |

Total Offensive Yards

| No. | Player | Year | Plays | Rush | Pass | Yds |
|-----|------------------|---------|-------|------|--------|--------|
| 1. | Chris Hatcher | 1991-94 | 1642 | -339 | 11,363 | 11,024 |
| 2. | Dusty Bonner | 2000-01 | 1003 | -163 | 8163 | 8000 |
| 3. | Lance Funderburk | 1992-96 | 1206 | -232 | 8192 | 7960 |
| 4. | Barrett Wilkes | 2002-06 | 1012 | 37 | 6296 | 6333 |
| 5. | Tye Cottle | 1987-90 | 1034 | 44 | 5593 | 5549 |
| 6. | Mark Dace | 1984-87 | 850 | 606 | 3459 | 4065 |
| 7. | Aaron Jenkins | 2000-03 | 616 | 3859 | 0 | 3859 |
| 8. | Buster Faulkner | 2001-03 | 723 | -404 | 4213 | 3809 |
| 9. | Fabian Walker | 2004 | 534 | 403 | 3062 | 3465 |
| 10. | Dominique Ross | 1992-94 | 576 | 3237 | 0 | 3237 |

Scoring Performances

| No. | Player | Year | TD | PAT | FG | Pts. |
|-----|---------------|---------|----|-----|-----|------|
| 1. | Aaron Jenkins | 2000-03 | 53 | 0 | 0 | 318 |
| 2. | Will Rhody | 2002-04 | 0 | 51 | 158 | 308 |
| 3. | Reggie Mosley | 1999-02 | 49 | 0 | 1 | 296 |



THE BLAZER RECORD BOOK

| | | | | | | |
|-----|------------------|-----------|----|----|-----|-----|
| 4. | Dominique Ross | 1992-94 | 38 | 0 | 0 | 228 |
| 5. | Keith Moore | 1983-86 | 0 | 32 | 76 | 202 |
| 6. | Tyran Robinson | 2001-04 | 33 | 0 | 0 | 198 |
| 7. | C.J. Lofton | 1999-2002 | 32 | 0 | 2 | 196 |
| 8. | Robert Williams | 1991-94 | 31 | 0 | 0 | 186 |
| 9. | Vernon Loree | 1993-95 | 0 | 18 | 132 | 186 |
| 10. | Stanley Flanders | 1993-94 | 30 | 0 | 0 | 180 |

Kickoff Return Average (min. 20 returns)

| No. | Player | Year | No. | Yds | Avg. |
|-----|-------------------------|--------------|-----------|------------|-------------|
| 1. | Vontrell Mitchell | 1995-98 | 23 | 572 | 24.9 |
| 2. | Clifford Scott | 1987-90 | 26 | 627 | 24.1 |
| 3. | Calvin Walker | 1990-93 | 28 | 670 | 23.9 |
| 4. | Derrick Harris | 1983-84 | 48 | 1144 | 23.8 |
| 5. | Aaron Jenkins | 2000-03 | 33 | 770 | 23.3 |
| 6. | Eric Doggett | 1997-99 | 27 | 612 | 22.7 |
| 7. | Vincent Brown | 2004-05 | 39 | 774 | 22.2 |
| 8. | Reggie Mosley | 1999-02 | 82 | 1780 | 21.7 |
| 9. | Sherard Reynolds | 2005- | 22 | 472 | 21.5 |
| 10. | Donnie Harrell | 1985-88 | 27 | 566 | 21.0 |

Punt Return Average (min. 20 returns)

| No. | Player | Year | No. | Yds. | Avg. |
|-----|-------------------------|--------------|-----------|------------|-------------|
| 1. | Sherard Reynolds | 2005- | 31 | 494 | 15.9 |
| 2. | Eric Doggett | 1997-99 | 84 | 1071 | 12.8 |
| 3. | Bama Adams | 2002-04 | 46 | 546 | 11.9 |
| 4. | Stanley Flanders | 1993-94 | 31 | 358 | 11.5 |
| 5. | Reggie Mosley | 1999-02 | 63 | 532 | 8.4 |
| 6. | Tony Hill | 1991-94 | 47 | 39 | 8.4 |
| 7. | Randy Fisher | 1986-89 | 56 | 473 | 8.4 |
| 8. | Derrick Harris | 1983-84 | 42 | 353 | 8.4 |
| 9. | Edward Jackson | 1987-90 | 39 | 274 | 7.0 |
| 10. | Jimmy Francis | 1982-85 | 84 | 473 | 5.6 |

Punting (min. 60 punts)

| No. | Player | Year | No. | Yds. | Avg. |
|-----|-------------|---------|-----|------|------|
| 1. | David Ashby | 1993-94 | 62 | 2476 | 39.9 |

Pass Deflections

| No. | Player | Year | TFL |
|-----|----------------|-------------|-----|
| 1. | Dallis Smith | 1983-86 | 40 |
| 2. | Vaughn Clark | 1996-99 | 28 |
| 3. | Deon Searcy | 1987-90 | 27 |
| 4. | Ced Dickerson | 1999-02 | 26 |
| 5. | Calvin Orr | 1986-89 | 26 |
| 6. | Jimmy Francis | 1982-85 | 25 |
| 7. | Dennis Smith | 1983-86 | 23 |
| 8. | Elliott Burkes | 1999, 02-03 | 21 |
| 9. | Jarmal Stevens | 1994-97 | 21 |
| 10. | Two tied with | | 19 |

Sacks

| No. | Player | Year | Sacks |
|-----|-----------------|-------------|-------|
| 1. | Andre Hampton | 1991-94 | 34.0 |
| 2. | Antonio Edwards | 1989-92 | 34.0 |
| 3. | Robert Morris | 1986-89 | 29.0 |
| 4. | Marlin Adams | 2000-03 | 28.0 |
| 5. | Richard Freeman | 1996-97 | 22.0 |
| 6. | Antonio Speed | 1995, 97-99 | 20.0 |
| 7. | Tim Thompson | 2002-05 | 17.5 |
| 8. | Arto Vartanian | 1997-98 | 16.0 |
| 9. | Tommy Johnson | 1994-95 | 15.0 |
| 10. | Shay Williams | 1992-95 | 14.0 |

Tackles For Loss

| No. | Player | Year | TFL |
|-----|---------------|-------------|------|
| 1. | Tim Thompson | 2002-05 | 49.0 |
| 2. | Marlin Adams | 2000-03 | 48.5 |
| 3. | Antonio Speed | 1995, 97-99 | 41.0 |
| 4. | Jesse Sutton | 1995-98 | 40.0 |
| 5. | Dewayne Smith | 2001-02 | 39.0 |
| 6. | Reggie Rhodes | 2001-02 | 28.0 |
| 7. | Fatari Lyons | 2001-02 | 27.0 |
| 8. | Robert Morris | 1986-89 | 27.0 |
| 9. | Mike Fowler | 1999-01, 06 | 26.5 |
| 10. | Jason Cost | 2000-03 | 26.5 |

| | | | | | |
|-----|-----------------|-------------|-----|--------|------|
| 2. | Terry Mallory | 1983-86 | 272 | 10,732 | 39.5 |
| 3. | Wayne DeVane | 1995-97 | 134 | 5119 | 38.2 |
| 4. | Chad Mosley | 1991-92 | 72 | 2735 | 38.0 |
| 5. | Travis Tidwell | 2004-05 | 118 | 4481 | 38.0 |
| 6. | Kenn Barnett | 1999, 02-04 | 210 | 7903 | 37.6 |
| 7. | Brad Bauer | 1982-84 | 63 | 2341 | 37.2 |
| 8. | Andy Gibbs | 1998, 00 | 118 | 4331 | 36.7 |
| 9. | Brian Chestnutt | 1989-91 | 68 | 2442 | 35.9 |
| 10. | Mike McCullough | 1988-89 | 99 | 3526 | 35.6 |

Total Tackles

| No. | Player | Year | UT | AT | Total |
|-----|----------------|-------------|-----|-----|-------|
| 1. | Jessie Tuggle | 1983-86 | 143 | 197 | 340 |
| 2. | Jesse Sutton | 1995-98 | 119 | 180 | 299 |
| 3. | Ryan Branch | 1993-96 | 156 | 142 | 298 |
| 4. | Ced Dickerson | 1999-02 | 174 | 123 | 297 |
| 5. | Erasmus Harvey | 1991-94 | 146 | 143 | 289 |
| 6. | Antonio Speed | 1995, 97-99 | 139 | 148 | 287 |
| 7. | Jimmy Francis | 1982-85 | 120 | 134 | 254 |
| 8. | Lenny Parker | 1983-84 | 109 | 139 | 248 |
| 9. | Mike Fowler | 1999-01, 06 | 147 | 97 | 243 |
| 10. | Cliff Fouty | 1982-83 | 46 | 197 | 243 |

Interceptions

| No. | Player | Year | Ints. | Yds. | TD |
|-----|---------------|---------|-------|------|----|
| 1. | Dallis Smith | 1983-86 | 21 | 209 | 0 |
| 2. | Jimmy Francis | 1982-85 | 14 | 160 | 0 |
| 3. | Deon Searcy | 1987-90 | 12 | 73 | 0 |
| 4. | Wesley Brown | 2000-03 | 10 | 220 | 0 |
| 5. | Tony Hill | 1991-94 | 10 | 157 | 1 |
| 6. | Calvin Orr | 1986-89 | 10 | 172 | 0 |
| 7. | Chris Fowler | 2002-03 | 9 | 35 | 0 |
| 8. | Ced Dickerson | 1999-02 | 9 | 77 | 0 |
| 9. | Dennis Smith | 1983-86 | 9 | 64 | 0 |
| 10. | Six tied with | | 6 | | |

COACHING RECORDS

| Coach | Years | W | L | T | PCT |
|---------------|---------|----|----|---|------|
| Chris Hatcher | 2000-06 | 76 | 12 | 0 | .864 |
| Hal Mumme | 1993-96 | 40 | 17 | 1 | .698 |
| Mike Cavan | 1986-91 | 37 | 22 | 2 | .623 |
| Mike Kelly | 1997-99 | 15 | 16 | 0 | .484 |
| Jim Goodman | 1982-84 | 15 | 17 | 1 | .470 |
| Jim Berryman | 1985 | 5 | 6 | 0 | .455 |
| Mark Nelson | 1999 | 0 | 2 | 0 | .000 |

A BEAUTIFUL EDUCATION AT VALDOSTA STATE UNIVERSITY



CELEBRATING 100 YEARS!



*Prepare for
Your World
by Coming to
Ours!*

- College of Arts & Sciences
- College of the Arts
- Harley Langdale Jr.
College of Business Administration
- James L. & Dorothy H. Dewar
College of Education
- College of Nursing
- Division of Aerospace Studies
- Division of Social Work



www.valdosta.edu

Office of University Relations • Valdosta State University • 1500 N. Patterson St. • Valdosta, GA 31698 • 229-333-5980



2007 SCHEDULE

| DAY | DATE | OPPONENT | LOCATION | TIME |
|--------|----------|-------------------------|--------------------|------|
| SAT. | SEPT. 1 | ALBANY STATE | BAZEMORE-HYDER | 7 PM |
| SAT. | SEPT. 8 | AT FORT VALLEY STATE | FORT VALLEY, GA. | 5 PM |
| SAT. | SEPT. 22 | *AT ARKANSAS TECH (TV) | RUSSELLVILLE, ARK. | 4 PM |
| SAT. | SEPT. 29 | *OUACHITA BAPTIST (HC) | BAZEMORE-HYDER | 4 PM |
| SAT. | OCT. 6 | *AT SOUTHERN ARKANSAS | MAGNOLIA, ARK. | 2 PM |
| THURS. | OCT. 11 | *DELTA STATE (TV) | BAZEMORE-HYDER | 8 PM |
| SAT. | OCT. 20 | *AT WEST ALABAMA | LIVINGSTON, ALA. | 8 PM |
| SAT. | OCT. 27 | *NORTH ALABAMA | BAZEMORE-HYDER | 1 PM |
| SAT. | NOV. 3 | *AT ARKANSAS-MONTICELLO | MONTICELLO, ARK. | 7 PM |
| THURS. | NOV. 8 | *WEST GEORGIA (TV) | BAZEMORE-HYDER | 8 PM |

* - GULF SOUTH CONFERENCE GAME; HC - HOMECOMING;
 TV - GULF SOUTH CONFERENCE TELEVISION BROADCAST; ALL TIMES EASTERN