

VALDOSTA STATE FOOTBALL

Dusty Bonner
Division II
Player of the Year



AIR RAID 2001



TO THE WORKING MEDIA

PRESS BOX

Cleveland Field and Bazemore-Hyder Stadium, the football home of Valdosta State's Blazers, is topped on the south side by a two-level press box with adequate seating on the lower level for about 12 writers. Broadcasters, VSU film, VSU coaches and visiting coaches use the upper level which is accessible only by ladder type steps.

PRESS BOX SERVICES

Standard services are provided for media personnel -- flip cards, cumulative statistics, media guides, game programs, play-by-play accounts at the conclusion of each quarter, abbreviated statistics at halftime and complete final statistics as soon as possible at the end of the game. Ample telephone and fax service is available. Soft drinks and a snack will be served.

MEDIA CREDENTIALS

Contact Steve Roberts, SID, for press passes as far in advance as possible. Passes will be mailed if time permits. If not, they will be left at the Will Call table at the southeast corner of the stadium. The passes, which double as a parking pass, will be at the Will Call table two hours before kickoff.

MEDIA PARKING

Parking for the media is available in the lot adjacent the southeast gate at the stadium. Show your media credential to the attendant at the lot's entrance.

RADIO

Valdosta State has a radio booth for the originating station for the Blazer Football Network. A modular plug phone line is provided the official broadcast team of the opponent for each game. The visiting radio crew should obtain

permission and credentials in advance from Steve Roberts, SID. Gulf South Conference opponents are provided the phone line at no charge. Other opponents are charged a \$50 fee if no reciprocal arrangements are made. The visiting radio phone number as well as a trouble number will be given on request.

SCOUTS

Requests for scouting credentials should be made directly to Steve Roberts, SID, early during the week of the game to be scouted.

FILM

Valdosta State films from the upper level of the press box above the South stands at the stadium. Opponents and media film from a deck (power provided) located at the top of the stands on the North side of the stadium. Media can also film from either sideline (goal line to the 25-yard-line).

OFFICES

Offices of all football coaches are located in the old gymnasium, which also houses the football fieldhouse. Other athletic offices, including the athletic director, sports information director and ticket offices, are located in the physical education complex.

CREDITS

Editor and Writer: Steve Roberts;
Design and Printing: Mark Fuches,
Colson Printing Company, Valdosta,
GA.

Sports Information Mailing Address:

Steve Roberts
Sports Information Director
Athletic Department
Valdosta State University
Valdosta, GA 31698

PHOTO CREDITS

Many thanks to Valdosta Daily Times photographers Paul Leavy and Mike Tanner and free lance photographers Jack Hartley and Jack Rowe of Valdosta for their time and talent which produced the photos in this media guide.

VALDOSTA STATE SPORTS OUTLETS

Greg McIlvain
Valdosta Daily Times
P.O. Box 968
Valdosta, GA 31603
229.244.1880

Christian Malone
Valdosta Daily Times
P.O. Box 968
Valdosta, GA 31603
229.244.1880

Dick Rockey
807 Millpond Road
Valdosta, GA 31602
229.247.7669

Tom Odum
P.O. Box 2736
Valdosta, GA 31604

Earnest Reese
Atlanta J-C Sports
P.O. Box 4689
Atlanta, GA 30302
404.526.5794

Mike DiRocco
FTU Sports
P.O. Box 1949-F
Jacksonville, FL 32231
904.359.4500

Taneshia Wright
FTU Sports
P.O. Box 1949-F
Jacksonville, FL
904.359.4372

Lori Park
FTU Sports
P.O. Box 1949-F
Jacksonville, FL
904.359.4248

Jennifer Wielgus
Telegraph Sports
P.O. Box 4167
Macon, GA 31213
478.744.4400

Sports Editor
The Spectator
Valdosta State
University
Valdosta, GA 31698
229.333.5685

Frank Barnas
Communication Arts
Valdosta State
University
Valdosta, GA 31698
229.333.7156

Scott James
WWRQ Sports
1001 W. Gordon St.
Valdosta, GA 31602
229.247.1077

Tim Mark
Gazette Sports
P.O. Box 708
Tifton, GA 31794
229.382.4321

Bryan Ayres
Herald Sports
P.O. Box 48
Albany, GA 31703
229.888.9305

Wayne Grandy
Observer Sports
P.O. Box 889
Moultrie, GA 31768
229.985.4545

Sports Editor
Journal-Herald Sports
P.O. Box 219
Waycross, GA 31501
912.283.2244

Sports Editor
Times-Enterprise
Sports
P.O. Box 650
Thomasville, GA
31792
229.226.2400

Jim Wallace
WALB-TV Sports
P.O. Box 3130
Albany, GA 31708
229.446.4042

Robert Hydrick
WALB-TV Sports
P.O. Box 3130
Albany, GA 31708
229.446.4043

Lee Gordon
WCTV-TV Sports
P.O. Box 3048
Tallahassee, FL 32303
850.906.0477

Rick Ritesh
WCTV-TV Sports
P.O. Box 3048
Tallahassee, FL 32303
850.906.0477

Preston Scott
WTCW-TV Sports
7927 Thomasville Rd.
Tallahassee, FL 32312
850.893.3127

John Lastinger
P.O. Box 40
Valdosta, GA 31603



VALDOSTA STATE UNIVERSITY... *At A Glance*

FOOTBALL CONTACTS



Chris Hatcher,
Head Coach

Office: (229) 333-5970
Cellular: (229) 630-0033
email: cmhatch@valdosta.edu



Steve Roberts,
SID

Office: (229) 333-5903
Home: (229) 244-6560
email: sroberts@valdosta.edu



Herb Reinhard,
Athletic Director

Office: (229) 333-5890
Home: (229) 241-8504
email: hreinhar@valdosta.edu

Website:

<http://www.valdosta.edu/athletics>
FAX: (229) 333-5972

QUICK FACTS

Location.....Valdosta, Ga.
Enrollment8650
President.....TBA
Athletic DirectorHerb Reinhard
Football CoachChris Hatcher
Athletic Affiliation.....Gulf South Conf.,
NCAA Division II
NicknameBlazers
Colors.....Red and Black
Stadium.....Cleveland Field
(11,500, natural turf)

CONTENTS

Athletic & Football Staff	1
Valdosta State University,	
VSU President.....	2-3
Athletic Director.....	4
Head Coach	6-7
Assistant Coaches	8-10
Outlook	12-13
Players.....	14-22
Signees.....	23
Strength & Conditioning Complex	24
Sports Medicine.....	25
Gulf South Conference	26-27
Rosters	28-29
Bazemore-Hyder Stadium.....	30
Opponents	31-37
Travel Itinerary	37
2000 In Review	38-42
Records	43-51
Lettermen.....	52-53
VSU All-Americans	54
VSU Pros	55
Harlon Hill Trophy	56
Composite Schedule	Inside Back Cover

FOOTBALL STAFF

Head Coach.....	Chris Hatcher
Alma Mater	Valdosta State 1995
Collegiate Record	10-2, 1 year
Record at VSU.....	same
Office Phone	229-333-5970
Cell Phone	229-630-0033
Best Time To Call	Mornings
Assistant Coaches	
Offensive Coordinator	David Dean
Defensive Coordinator	Kirby Smart
Offensive Backs.....	Chris Boden
Secondary	Danny O'Rourke
Offensive Line	Shawn Bostick
Defensive Line.....	Levorn Harbin
Strength, Conditioning	Michael Doscher
Athletic Trainer	Russ Hoff
Assistant Trainers	Bobby Tucker
	Michele Garber
	Lori Howard
	Chuck Conner
Football Secretary	Deborah Frocks

ATHLETIC STAFF

POSITION/NAME	Telephone (Area Code 229)	
	OFFICE	HOME
Faculty Athletic Representative		
Bobby Tucker	333-7161	794-3649
Athletic Director		
Herb Reinhard	333-5890	241-8504
Secretary: Debbie Wisenbaker	333-5890	NA
Secretary: Mary Frances Hightower	333-5890	NA
Athletic Advancement Director		
Lynne Sourwine-Capece	333-5890	NA
Athletic Development Director		
Bill England	333-5890	242-7413
Baseball		
Tommy Thomas.....	259-5562	245-0303
Assistant: Shannon Jernigan	259-5563	241-7168
Basketball (Men)		
Jim Yarbrough	333-5893	563-2915
Assistant: Todd Sheppard	333-5004	219-7867
Basketball (Women)		
Kiley Hill	333-5890	563-2910
Assistant: Jennifer Head.....	333-5890	NA
Cheerleading Coordinator		
Linda Reinhard	333-5890	241-8504
Cheerleading Coach		
Stephanie Atkins	333-5890	NA
Cross Country		
Johnny Lancaster.....	333-5890	247-7246
Dance Team Coordinator		
Karen Cook	247-8943	NA
Football		
Chris Hatcher.....	333-5844	630-0033
Secretary: Deborah Frocks	333-5970	NA
Golf		
Miles Hannan	333-5890	247-7317
Maintenance, Travel		
Mickey Woods	333-5890	253-9130
Softball		
Kendra McDaniel.....	333-5890	242-2744
Sports Information		
Steve Roberts	333-5903	244-6560
Strength & Conditioning		
Michael Doscher	333-5844	253-9292
Tennis		
John Hansen	333-5890	244-4790
Ticket Manager		
Bill England	333-5890	242-7413
Trainer		
Russ Hoff	333-7161	242-5327
Assistant: Bobby Tucker	333-7161	794-3649
Assistant: Michele Garber	333-7161	245-1667
Assistant: Lori Howard.....	333-7161	247-8782
Assistant: Chuck Conner	333-7161	244-9386
Volleyball		
Jon Teetzel	333-5890	253-1563



VALDOSTA S *Simply A*



West Hall, located in the center of Valdosta State University's main campus, houses the offices of the president and vice president for academic affairs as well as several academic departments.

Valdosta State University is not a small school. Almost 9000 graduate and undergraduate students attend, making it big enough to offer more than 100 degree programs, yet small enough to offer individualized attention maintaining a student to faculty ratio of less than 25 to 1. Classes at VSU are small enough to allow plenty of communication between faculty and students. That's unusual at many state schools.

Valdosta State was elevated to regional university status July 1, 1993. As a regional university, VSU is continually expanding its mission to meet the growing needs of the region. When it comes to academics, Valdosta State is what many other colleges wish they were...a close knit community of professors and students who learn from one another in an academic setting second to none. VSU is committed to maintaining a strong teaching faculty. The professors know their subject matter and present it in imaginative and stimulating ways. They care about their students and challenge them to fulfill their academic potential.

Valdosta State, being a multi-purpose institution, is likely to have the academic major most students are seeking. The university offers programs you would expect to find at almost any college, but a number of programs that are usually found only at major universities are also offered. For example, consider the possibilities of studying astronomy; radio, television and film; sports medicine; computer science; special education; nursing, or enrolling

in the largest speech and language pathology program in the state of Georgia housed in a new state of the art facility which went on line in January 2000.

The experience and qualifications of Valdosta State's faculty are impressive. More than 300 men and women compose the faculty, and more than 70 percent hold the terminal degree in their field. They choose to teach at VSU because it's the kind of university where they can make a difference. When their work in the classroom is completed, many can still be found to counsel students concerning career opportunities.

At VSU, great pride is taken in the physical appearance of the ever-expanding campus. First-rate laboratories (a \$23 million biology-chemistry building was completed in January), computer facilities housing the the latest technology, an impressive library which will begin a multi-dollar expansion in the fall and modern residence halls dot the campus, which includes more than 50 air-

See next page



Pound Hall on North Campus houses the Harley Langdale Jr. College of Business Administration.



STATE UNIVERSITY

Great Choice!



President Bailey crowns the 2000 Homecoming Queen Wendy Hatcher.

conditioned buildings. The architecture and landscaping of the campus are uniform and uniquely attractive.

The location is ideal...15 miles above the Georgia-Florida line on Interstate 75 within easy driving distance of the beaches, resorts and recreational areas of Georgia and Florida. Valdosta, the "Azalea City", is Georgia's ninth largest city and the center of Lowndes County which has a population of more than 100,000. Valdosta, which means "Vale of Beauty", is certainly deserving of its name. The mild climate, friendly people and natural beauty of the area make this simply a great choice for continuing your educational experience.



Valdosta fans cheer another Blazer touchdown!

Dr. Hugh C. Bailey

*President, Valdosta State University
1978 - 2001*



Dr. and Mrs. Bailey

Valdosta State University in general and Valdosta State football in particular owe a deep debt of gratitude to Dr. Hugh C. Bailey, whose 23 years of unselfish service officially ended with his retirement June 30, 2001. Dr. Bailey will continue to "mind the store" while the difficult search for a successor is underway.

Dr. Bailey was instrumental in the addition of football to Valdosta State's sports package 20 years ago, and he and his wife Joan have been the Blazers' No. 1 fans.

Valdosta State has enjoyed unprecedented growth during the Baileys' watch...in enrollment, programs and facilities. VSU is the jewel among the University System of Georgia's 34 institutions of higher learning.



HERB REINHARD

Athletic Director

Valdosta State University athletics has made great strides forward in the almost 10 years Herb Reinhard has been in charge of the 11-sport Division II program. Reinhard joined the Valdosta State athletic family in December 1991, coming from Florida A&M University where he was assistant athletic director in charge of marketing and promotions.

The personable Winter Park, Fla., native has directed a superbly well-balanced program which in the past athletic year won the women's all-sports trophy in the Gulf South Conference for the third time in his tenure. The men's program finished a close second in the all-sports race last year.

"I am pleased with many of our accomplishments over the past decade, but we must remember how we reached this point," Reinhard said. "It will be necessary to push even harder in the next 10 years if we are to get this program beyond its current level of success. We want to give all our coaches every possible chance to be successful, and that takes a lot of commitment not only from our staff but from this and surrounding communities.

"I am very thankful that the community involvement has continued to grow. We have a lot of plans in the works which will need that involvement. For our part, we pledge to continue putting exciting and winning teams on the fields and courts."

Reinhard, 43, spent much of his first four years on the job turning potential supporters of VSU athletics into active supporters of the program. The list of corporate sponsorships has passed 100, and his aggressive season ticket campaign for football, basketball, baseball, softball and volleyball has paid dividends. He has also expanded the VSU sports package, adding women's volleyball which began play in 1995, as well as its athletic facilities. A fieldhouse and indoor hitting facility for baseball opened in 1998, and a \$525,000 softball stadium was completed in July 1999.

"We have made some inroads, but we still have much to do. We must continue to present an exciting, appealing product which people want to come out to see. We have so much to offer the south Georgia-north Florida area in the way of entertainment and education. I feel very fortunate

to be a part of this institution, which is making an even larger impact on the quality of life for this region."

Reinhard has an undergraduate degree in business from Florida A&M, where he was a two-time all-conference placekicker, and a master's degree in sports administration from Florida State. He began his career at Florida A&M in 1979 where he was women's sports information director for six years before taking over athletic marketing and development in 1986. He was promoted to assistant athletic director in 1990. He was elected to the Florida A&M Sports Hall of Fame in 1993.

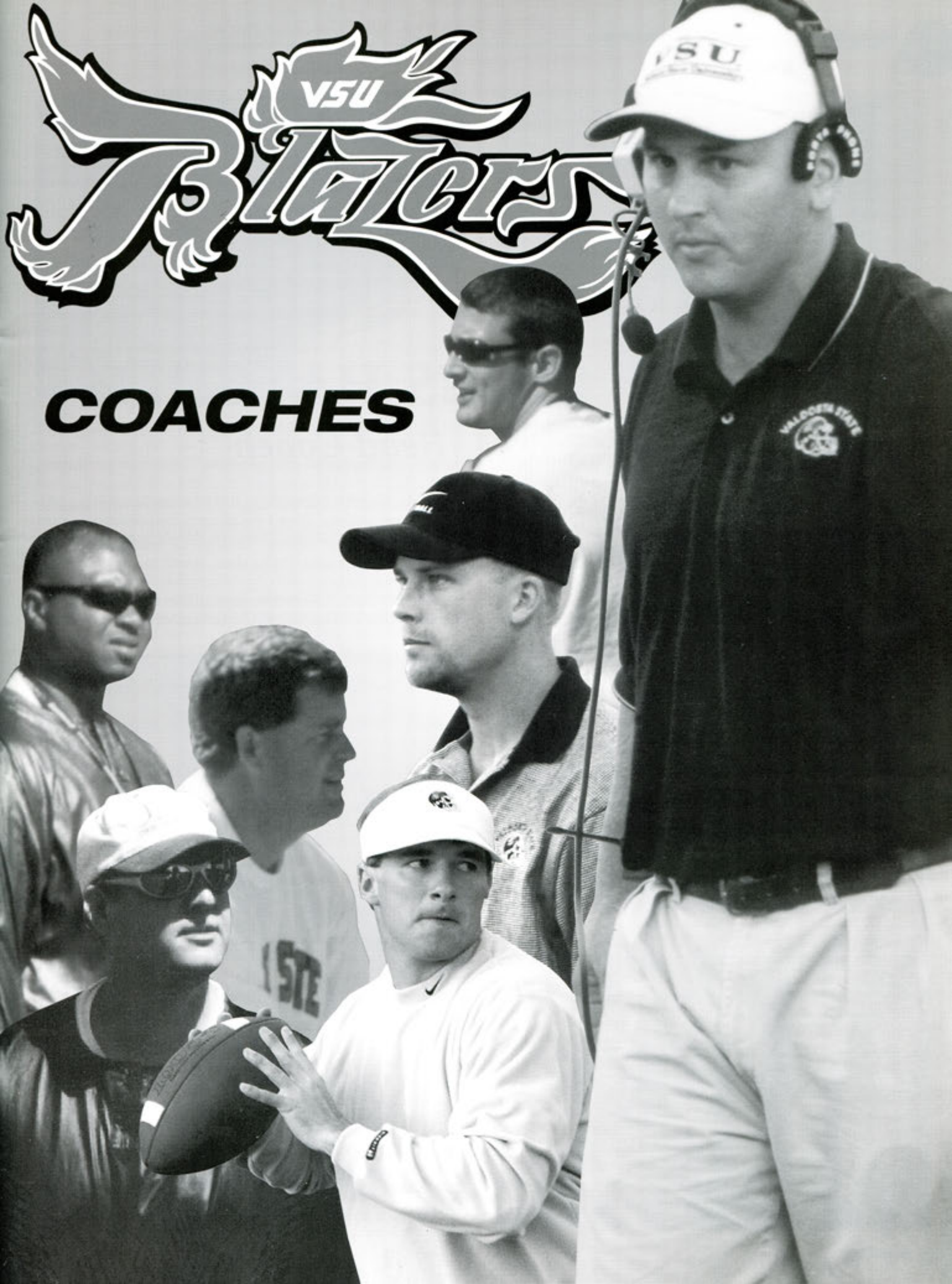
Reinhard is married, and he and his wife Linda, who coordinates the cheerleading corps for the athletic department, have a son, Herb IV, 11, and a daughter, Rebecca Joy, 7.



The Reinhard's: L-R, Rebecca, Herb, Linda and Herb IV



COACHES





CHRIS HATCHER

Head Coach

When the fortunes of Valdosta State football reached the lowest point in its then 18-year history in the fall of 1999, the call went out to Blazer football's favorite son. Chris Hatcher, who rewrote the record book as the starting quarterback from 1991 to 1994, accepted the challenge to leave the University of Kentucky and return to his alma mater, charged with turning the program back in the right direction.

One year later, following a fairytale season which produced 10 wins, the school's second Gulf South Conference championship, its third trip to post-season play and coach of the year honors, the question for Hatcher is "what do you do for an encore?"

"I was pleased with our season, but we didn't reach our ultimate goal...to play for the national championship," Hatcher said. "That is our goal again this year, and as long as I'm around here it will always be our goal."

Hatcher, whose organizational skills and attention to detail belie his relatively young age (28), has thrived in his dream job as a collegiate head coach.

"The big thing is I've always wanted to be a head football coach at the college level somewhere," he added. "Being at Valdosta State is just an added bonus."

The personable Hatcher, a Macon native who was a standout in football and baseball at Mt. de Sales Academy, is back "home" following one year at Central Florida (where he coached Minnesota Viking quarterback Daunte Culpepper) and three years at Kentucky (where he coached Cleveland Brown quarterback Tim Couch and current VSU QB Dusty Bonner).

At Kentucky Hatcher worked for former VSU coach Hal Mumme, in whose offense he flourished as a player from 1992-94, and from whom he adopted and adapted his potent Air Raid offensive attack. Mumme predicted Hatcher's success, citing his leadership skills and teaching ability and labeling him "a wonderful football coach".

Hatcher was also a wonderful football quarterback at VSU. He completed 1,047 of 1,529 passes for 11,363 yards and 121 touchdowns, setting 29 school passing and total

offense records along the way (14 of which still stand). More would still be on the books if he didn't have Dusty Bonner running his offense. "I hope he breaks every one of them," Hatcher said. "If he does, it will mean we've had a pretty good year."

Hatcher started 39 consecutive games at Valdosta State and still holds 13 Gulf South Conference and 17 Division II

See next page



The Hatchers: Lori, Chris and Tyler



national records in addition to his 14 school marks. In his senior season of 1994, he led the Blazers to their first playoff appearance, reaching the quarterfinals before losing in double overtime to eventual national champion and conference rival North Alabama. Among his more impressive national records are his 68.5 career completion percentage and his 20 straight completions against New Haven.

Hatcher was a two-time all-America (1993 and 1994) and a two-time winner of the GSC's Commissioner's Trophy, which goes to the league's most outstanding overall student-athlete. He capped his brilliant senior campaign by winning numerous national honors, including the prestigious NCAA Top Eight Award, the GTE Academic All-America National Player of the Year and an \$18,000 post-graduate scholarship from the National Football Foundation.

In addition, he won the 1994 Harlon Hill Trophy, which goes annually to Division II's best player, by the second largest vote margin in the award's 15-year history.

Hatcher followed his father Edgar into coaching, beginning as a student assistant at Valdosta State in 1995 and working with his quarterback successor Lance Funderburk, also an all-America who finished second in the 1996 Harlon Hill race. The coaching road then led to Central Florida in 1996 and on to Kentucky when Mumme was named head coach in 1997.

And now he's come full circle... back to Valdosta State where the journey began as a walkon fifth string quarterback in the fall of 1991. With his first season behind him, a season which surpassed everyone's expectations, Hatcher has not wavered from his initial perception of the job.

"We really expected to win, and we expected to win immediately," he said. "I left a great place at Kentucky to come to a place that has always been special to me. We're raising a family here, and hopefully we're raising the bar as to what is expected year-in and year-out from Blazer football. We want to be the best."

Hatcher and his wife Lori are both Valdosta State graduates, Chris in kinesiology and physical education and Lori in early childhood education. The couple's first child, Tyler Christopher, was born June 25, 2000.

The Chris Hatcher File

Wife: Lori (VSU graduate in early childhood education)

Son: Tyler Christopher, born June 25, 2000

Coaching Experience

1995: Quarterbacks coach at VSU (coached all-America and Harlon Hill Trophy runnerup Lance Funderburk)

1996: Quarterbacks and tight ends coach at Central Florida (coached all-America and first round NFL draft pick Daunte Culpepper)

1997-99: Quarterbacks and receivers coach at Kentucky (coached all-America and No. 1 NFL draft pick Tim Couch). Also was the head junior varsity coach at Kentucky

2000: Head coach, Valdosta State University First team finished 10-2, won school's second Gulf South Conference championship and advanced to the Division II national playoffs; Named Gulf South Conference coach of the year; Named Division II coach of the year by American Football Quarterly; Coached Harlon Hill Trophy winner Dusty Bonner

Playing Career

- Valdosta State, 1991-94 (39 consecutive starts, compiled 29-9-1 record)
- Holds 14 school, 13 Gulf South Conference and 17 Division II national records
- Two-time all-America (1993 and 1994)
- Harlon Hill Trophy (best player in Division II) winner by the second largest vote margin in the history of the award (1994)
- Two-time winner of the Gulf South Conference Commissioner's Trophy (1993 and 1994)
- Member of Gulf South Conference Team of the 1990s
- NCAA Top Eight Award Winner (1994)
- Awarded one of the 16 post-graduate scholarships from the National Football Foundation (1994)
- GTE Academic All-America National Player of the Year (1994)
- Elected in his first year of eligibility to Valdosta State University Athletic Hall of Fame's Class of 2001
- Elected to Macon Sports Hall of Fame Class of 2001 (last class was elected in 1978)





SHAWN BOSTICK

*Assistant Head Coach
Offensive Line*

Shawn Bostick, beginning his fourth season in charge of the offensive line, knows he was a major beneficiary when Valdosta State hired his college roommate as the school's sixth head coach in December 1999. The first thing Chris Hatcher did after taking charge of the football program was name Bostick his assistant head coach.

"Boss was my center when I played quarterback here, and we've been close friends for a long time," Hatcher said. "Just as important as far as the football program is concerned is the fact he's a very good offensive line coach with a tremendous work ethic. I kid him that naming him my top assistant only means he gets to do the things I don't want to do."

Bostick, who received an education degree in health and physical education from VSU in 1996, was a three-year letterman on Blazer teams in 1991, 1992 and 1993. He started at center for the 1993 team which compiled an 8-3 record. That offensive line protected Hatcher like a baby, surrendering only 10 sacks in 471 passing attempts.

"I was very excited when I got this job in 1998, but I'm even more excited now because I think we're on track to do something special. We were able to get things turned back in the right direction last year, and hopefully we can build on that this season. As far as my part of the puzzle is concerned, I know we've improved every year. The young linemen responded really well in the spring, and we were able to begin building some depth. The starters are solid across the board, and they are the most experienced group I've had."



The Bosticks: Shawn and Sheila

Bostick, 31, and the former Sheila Hammock celebrated their fourth wedding anniversary in June.



DAVID DEAN

*Offensive Coordinator
Receivers
Special Teams*

David Dean, who coordinated arch rival West Georgia's highly successful passing game the 1990s, returned to Valdosta State in January 2000 when Hatcher hired him to coach receivers and special teams. His results impressed his boss to the point Hatcher promoted Dean to offensive coordinator in the off-season. Dean spent three seasons at VSU before going to West Georgia in 1992.

"I told him when I hired him he'd be the 'dean' of the new coaching staff," Hatcher remembers. Dean, 37, in fact is the veteran of a young Valdosta State staff.

"I knew he was an outstanding football coach, but I was even more impressed as the season unfolded. We communicate very well, and I think it was a natural progression to make him the coordinator. I have great respect for David and depend on him greatly for advice as we continue to implement our version of the Air Raid offense. I feel very fortunate he was willing to leave West Georgia to become a part of my staff. He's been around the Gulf South Conference for more than 10 years and brings a wealth of information which benefits our program tremendously."

After walking on as a freshman at Georgia Tech in 1982, Dean earned a scholarship and played for the Yellow Jackets for three seasons, winning the Guts Award in 1984 and 1985.



The Deans: David, Stacie holding Allison and Caroline

He coached wide receivers at Avondale in 1986 and was a graduate assistant at Tech in 1987 before beginning his first tour at Valdosta State.

"I'm certainly happy with my decision to return to VSU, which has always been a special place for me," Dean said. "I met my wife here and formed the foundation of my coaching career here. We were fortunate to have some success in our first year back, and I look forward to the challenge of continuing that success."

Dean is married to the former Stacie Stott, a VSU alumnus, and the couple has two daughters, Caroline, 4, and Allison, 2.



KIRBY SMART

*Defensive Coordinator
Linebackers*

Kirby Smart, an all-conference defensive back at the University of Georgia in the 1990s, begins his second season at Valdosta State, taking on the added responsibility of defensive coordinator duties. He also has switched positions, taking over the linebackers after coaching a veteran Blazer secondary in 2000.

"Kirby did even more than I thought he would do last season," Hatcher said. "It wasn't a hard decision to promote him to coordinator when Will (Muschamp) left for LSU. I put a lot on his plate in the spring by giving him the added responsibility of the total defense in addition to changing his coaching position, but he handled it without a hitch. He's a gifted coach who I believe will be an excellent coordinator."

Smart's new job was even more challenging because his top two assistants, line coach Levorn Harbin and secondary coach Danny O'Rourke, made their Blazer debuts in the spring as well.

He admitted being a bit overwhelmed at the start of spring practice but said everything fell into place during the three weeks of work. "We were all new, but Levorn and Danny made my job easy. Their position players made great improvement during the spring, and I was able to concentrate on trying to make the linebackers better. I think we improved some there, but I'm by no means satisfied."

A four-year letterman and two-year starter at Georgia, Smart earned second team all-conference honors at free safety as a junior and made first team all-conference at strong safety as a senior. He finished with 214 tackles, 13 interceptions and 22 pass breakups.

He graduated from Georgia with a degree in finance in 1998, receiving academic honors at the conference and national levels. This past season he was an administrative assistant on the Bulldog football staff.

Smart, 25, was a high school standout at Bainbridge where he played quarterback and defensive back for his father Sonny (now coaching at Rabun County). He was named Region 1-AAAA's defensive player of the year following his senior season.



CHRIS BODEN

*Runningbacks
Recruiting Coordinator
Director of Football Operations*

Chris Boden begins his sixth full season on the Blazer football staff and is working under his third head coach, having joined Hal Mumme's program in the spring of 1996 as quarterbacks coach. Like Mike Kelly before him, Hatcher was impressed with the job Boden did in the recruiting area during the coaching staff transition and retained him as recruiting coordinator, later adding more responsibility as director of football operations. He took charge of the runningbacks during the spring of 1997 and will continue to coach that position again this fall.

"Chris has made a lot of contacts in the past six years, and his organization was crucial during the coaching transition," Hatcher said. "He is a tireless worker in the critical area of recruiting, and he is a solid on-the-field coach. It was an easy decision to keep him as an integral part of my staff."

A native of Tawas City, MI, Boden was a quarterback at Saginaw Valley State University in Saginaw, MI, graduating in 1990. He began his coaching career as a graduate assistant at Central Michigan University, working with the secondary for two seasons and earning his master's degree in 1994.

In 1995 and 1996 he coached at Urbana University in Urbana, Ohio, working with quarterbacks and receivers and coordinating the passing game. He also taught in Urbana's health and physical education program.

Boden enjoys wearing the hats of recruiting coordinator and on-the-field coach. He sees his position players being an integral part of Hatcher's Air Raid offense. "We made solid contributions last season, and I think we will again even though the runningback area took the biggest hit from graduation and attrition. We had some players step up in the spring, and we'll plug in some newcomers in the fall. Versatility is the key because our backs must be able to catch the ball and protect the quarterback in addition to running the football."

Boden, 33, is single.





LEVORN HARBIN

Defensive Line

Levorn Harbin joined Hatcher's staff in January, taking charge of the defensive line after Mike Pelton returned to Troy State. He came to VSU from Auburn where he spent three years coaching the defensive line and working as an administrative assistant in the football office.

Harbin spent the spring getting familiar with his personnel, most of whom return from last season. He'll spend similar time the first part of summer camp because several new faces are expected which will add much needed depth up front.

Smart was impressed with Harbin's approach to his job. "Levorn is a hands-on coach who communicates very well with his players. He's a tough taskmaster, and he needs to be because he coaches a position that demands great physical and mental toughness. I think we'll be solid up front."

"I think the players and I generated some mutual respect during the spring," Harbin said. "We can be a good football team if everybody does their job, and I expect the defensive line to pull its weight."

Harbin, a native of Butler, Ala., played high school football at Choctaw County before enrolling at Morris Brown in Atlanta. He transferred to North Alabama in 1995 and was part of the last of three straight national championship teams that season.

Harbin, 25, is single.



DANNY O'ROURKE

Secondary

Danny O'Rourke joins defensive line coach Levorn Harbin as the newest members of the Blazer coaching staff. He came on board in January to coach the VSU secondary following one year at sister institution Georgia Southern, where he coached safeties for the Division I-AA national champions.

Smart, who coached the secondary last season, is confident that group will be a strength of the Black Swarm in 2001. "Danny came in and took charge of a veteran group right away, gaining their respect because he is such a good communicator," Smart said. "We've got some talented players back there, and Danny will make sure that talent rises to the top."

O'Rourke, a native of Lawrenceville who was a four-sport athlete (football, basketball, baseball and track) at Central Gwinnett, is very familiar with the Gulf South Conference, having lettered three years at arch rival West Georgia. He started at safety in 1998, recording 55 tackles and making two interceptions as the Braves won their first league title. He was an academic all-conference selection throughout his UWG career.

"I'm fortunate to have inherited a solid group of players," O'Rourke said. "We got to know each other in the spring. I know what they can do, and they know what I expect. It will be important to have the right people on the field at the right time."

O'Rourke, 25, is single.





VSU Blazers

PLAYERS



2001 OUTLOOK

Hatch Attack Is Back... Air Raid 2001 Prepares To Lift Off

Valdosta State football, which returns the majority of the cast which put up record numbers in 2000, is preparing for what is expected to be another solid season. Last year's club won the school's second Gulf South Conference championship, advanced to the D-II playoffs for the third time in school history and produced the division's player of the year and Harlon Hill Trophy winner in quarterback Dusty Bonner.

Chris Hatcher, the former Blazer all-America quarterback and Hill Trophy winner, returned to his alma mater in 2000 and directed the program's remarkable turnaround from a dismal 4-7 season to last year's exciting 10-2 finish. While the 2000 results were most satisfying, Hatcher has put the record-setting year behind him and begun preparation for his second season as a collegiate head coach.

"We were fortunate to accomplish many of our goals last season," Hatcher said. "We documented all the accomplishments (two all-Americans, three all-region, seven all-conference players in addition to the league title and 18 new school records) after the season, and now it's time to move on to 2001. We have a tremendous challenge ahead of us, and I'm ready to see if we can meet it."

Hatcher pulls no punches when asked to rate his 2001 Blazers. "Our goal will always be to be at the top of the conference and advance to the post-season. We went into spring practice with high expectations, and we came out of it satisfied we had accomplished most of our goals. I thought it was a very productive spring."

Hatcher said a major reason for solid spring productivity was his team's familiarity with the offensive and defensive schemes. "Last year we were all new and spent most of our time teaching a new system. This year we were able to pick up where we left off in the fall and focus more on specific techniques on both sides of the ball."

Another positive byproduct of the spring was building depth, which was in short supply at several positions last season. "Because we return a lot of starters we were able to give them adequate work, then turn our attention to our younger players. I think we improved our depth overall, especially at wide receiver and along the offensive and defensive fronts."

Hatcher feels good about the approaching campaign but is well aware the lofty goals won't be reached without a lot of hard work. "We certainly won't have the element of surprise on our side this year," he said.

THE OFFENSE

The offensive staff, which directed a unit that a year ago led the nation in total offense and passing offense and was third in scoring, returns intact to again coach a group which brings back eight of 11 starters. In the off-season, Hatcher promoted receivers and special teams coach David Dean to offensive coordinator, the position he shouldered last season. Assistant head coach Shawn Bostick is back to coach the line, Chris Boden returns to handle the runningbacks and Donnie Johnston will again coach the tight ends.

QUARTERBACKS

Dusty Bonner. Little more needs to be said. The Valdosta native who led the nation in passing yards and total offense en route to winning the coveted Harlon Hill Trophy by a landslide vote returns to direct the Air Raid attack. Bonner (6-2, 230) set or tied six school, two conference and five national records. He put up amazing numbers (351-488, 4126 yards, 55 touchdowns, 8 interceptions) and was certainly instrumental in the Blazers' dramatic turnaround.

Behind Bonner is a talented group of sophomores and redshirt freshmen led by Buster Faulkner (5-10, 188, R-Fr), Brandon Cowart (6-1, 195, Soph) and Kenn Barnett (6-0, 221, Soph). John Hobdy (5-9, 165, Soph), and Dustin Wilson (6-3, 198, R-Fr) are also in the mix.

RUNNINGBACKS

The fullback and halfback spots took the biggest hit from graduation and attrition and consequently will be the biggest question mark heading into fall camp. The departed trio of Mike Christopher, Marcus Ray and Travis Francis accounted for 70 percent of VSU's 1444 rushing yards last year.

But sophomore halfback Aaron Jenkins (5-7, 180), who established himself as one of the team's biggest playmakers a year ago, returns to anchor the halfback spot, and senior Tony Wesley (5-11, 193) took over at fullback in the spring. Jenkins was the team's leading rusher (499 yards, 5 TDs), and his speed and quickness make him a threat every time he touches the ball. Michael Leslie (5-11, 182, Soph), a transfer from Florida A&M, showed some promise late in the spring after beginning to get a grasp of the offense.

WIDE RECEIVERS

All of Bonner's favorite targets, several of whom posted incredible numbers last season, return to again stretch opposing defenses to the limit. The duo of Reggie Mosley (5-8, 176, Jr) and Carlos Johnson (5-8, 162, Sr) combined for 133 catches for more than 2000 yards and 20 TDs last season, and both again turned in excellent springs. Hatcher limited their work to get a closer look at less experienced players and was pleased with the depth which was developed.

Tyrone Jordan (6-1, 203, Soph) enjoyed an outstanding spring, and three-year letterman Winston Williams (6-2, 230, Sr), who missed last season with a knee injury, showed signs of returning to pre-injury form. Sophomores Rod Dalton (6-1, 189) and Nekeyma Wright (5-11, 175) are in the mix as is wily senior Dennis Fryzel (6-0, 189), who has battled back from a series of injuries throughout his career.

TIGHT ENDS

C.J. Lofton (6-0, 193, Jr), who led last year's team in catches with 76 (13 for touchdowns), returns to anchor the tight end spot in Hatcher's Air Raid. Bonner brought out the best in the former Lowndes standout, who earned all-conference, all-region and all-America honors at year's end. Lee Tarpley (6-2, 224, Soph) was given a lot of work in the spring and is a very reliable backup. Two other sophomores, Thad Ashmon (6-1, 220) and Andrew Riley (6-2, 221), are in the mix as well.

See next page



OFFENSIVE LINE

The offensive line, which returns all but one starter, was nonetheless compromised in the spring because of off-season surgeries which sidelined several players. The lost starter is tackle Harvey Moore, a rising junior who suffered a career-ending neck injury. Senior center Tully Payne (6-2, 240) and senior guard Bill Epps (6-4, 276), both three-year starters, sat out spring work, which gave Bostick a chance to build depth with several redshirt freshmen and a couple of transfers.

Two starters who did get extensive work in the spring were guard Keith Gosse (6-2, 261, Sr) and tackle Jason King (6-2, 279, Sr). Junior tackle J.R. Neal (6-6, 278), who played important minutes as the top backup last season, is projected to start in Moore's spot. Redshirt freshmen Dustin Dodson (6-3, 245), Kelvin McDavis (6-3, 269) and Torrey Howard (6-1, 290) are expected to battle for playing time as are junior Ashley Henderson (6-3, 270), sophomore Brad Cooper (6-0, 243) and transfers Chance Hutto (6-5, 276) and Erik Boland (6-5, 291).

THE DEFENSE

A revamped defensive staff greeted the 22 returning defensive lettermen (nine of which started) for spring drills, and Hatcher believes tremendous progress was made on that side of the ball. Kirby Smart, who coached the secondary last season, was promoted to defensive coordinator and took over the linebacker corps, the spot Will Muschamp directed last year before taking the linebackers job at Louisiana State. Smart's secondary job was filled by Danny O'Rourke, a former West Georgia standout who coached the safeties at Division I-AA national champion Georgia Southern last year. The men in the trenches also picked up a new leader when Levorn Harbin replaced Mike Pelton who returned to Troy State. Harbin, who was a member of the great North Alabama teams in the mid-90s, was in graduate school at Auburn when he answered the Blazers' call.

Smart came away from spring work "fairly satisfied" with the condition of the defense. "There was a little more pressure, but Danny and Levorn helped make it a smooth transition. We're fortunate to have a lot of returnees, and we were able to move some folks around to spots where they'll be bigger contributors. We're expecting some more help in the fall, and when we plug everybody in we have a chance to be a pretty good unit."

DEFENSIVE LINE

Last year's starters return and hopefully some quality depth has been added to make the group more effective. Ends Derrick Hill (6-5, 236, Soph) and Deon McGhee (6-1, 240, Jr) combined for more than 100 tackles (18 for losses, four sacks) a year ago. Hill, a high school quarterback who made the transition to defense look easy, was an all-conference selection. Depth will be supplied by Chris Johnson (5-11, 230, Sr), Todd Ragle (6-0, 227, Soph) and transfer Roshod Hampton (6-4, 240, Soph), all of whom were impressive in the spring.

Seniors Anthony Poole (5-11, 273) and Shaun Sanders (6-1, 287) return to anchor the down lineman spots. The duo combined for 98 tackles and divided six sacks between them. Help arrived in the spring when JC transfer Dewayne Smith (6-0, 291) enrolled. Smith will push for playing time as will redshirt freshman Brian Jackson (6-2, 260), perhaps the most pleasant spring surprise.

LINEBACKERS

Smart inherited two of the three leading tacklers from last year but is concerned about overall depth at the all-important position. Mike Fowler (5-10, 204, Jr) led the 2000 Black Swarm in tackles with 101 (12 for losses) from his spot in the middle. Reggie Cockerm (5-11, 231, Sr), a solid leader on and off the field, had 88 stops (11 for losses) from the weak side. Jason Cost (5-11, 222), who played important minutes as a true freshman last season, took most of the repetitions on the strong side during the spring.

Marlin Adams (5-11, 192, Soph), who made 34 tackles (eight for losses) as an undersized but cat-quick defensive lineman last season, successfully made the move to weakside backer in the spring and will see a lot of playing time. Other backups are Ross Hawthorne (6-1, 211, Sr) in the middle and Darryl Baker (6-0, 197, Jr), who has been injury-plagued much of his career, on the strong side.

THE SECONDARY

O'Rourke was welcomed by a veteran group of players who should be the strength of the 2001 Black Swarm. Juniors Ced Dickerson (6-1, 200) at free safety and Tabious Carter (6-2, 194) at rover were excellent performers a year ago and bring outstanding leadership to the defense. Shamonta Dean (6-1, 176, Jr) will be in the mix much of the time.

The corners are Derek Braxton (5-10, 182, Sr), a three-year letterman who returned to form in the spring after battling injuries much of last fall, and Marquis Turner (5-8, 169, Soph), who came on strong as a true freshman and nailed down the job in the spring. Another successful spring experiment was moving Milon Brezjal (5-11, 178, Soph) from wide receiver to cornerback.

SPECIAL TEAMS

The all-important special teams area was plagued by inconsistency last season, but Hatcher and coordinator Dean feel much better after getting in some quality special teams work in the spring. "We were able to devote a lot more time to this all-important area in the spring, and we'll carry that over to the fall," Hatcher said.

Many of the principals from a year ago return, including deep snapper Jeff Corley (6-4, 234, Jr), kickers Andy Bishop (5-10, 185, Sr) and Brent Palma (5-11, 171, Jr) and returners Mosley and Jenkins. Transfer Bryce Barbree-Harrington (5-9, 170, Soph) will challenge for the placement and kickoff job. A key loss was punter Andy Gibbs, and finding a replacement will be a top priority in the fall. Palma and Barnett are possibilities.

THE SCHEDULE

The schedule order is identical to 2000 with the sites reversed, which gives the Blazers six home games overall and five of the nine Gulf South Conference outings on the Cleveland Field turf. Intrastate rival Albany State comes to town for the opener on August 25.

"It is a schedule that demands your being ready to play every week," Hatcher said. "I guarantee you every team will be motivated to the highest level when we meet. They'd like nothing better than to knock us off. Our philosophy won't change. The most important game is the one we play that week."



QUARTERBACKS

Dusty Bonner, conference and national player of the year and Harlon Hill Trophy winner following a storybook season in 2000, returns to direct the Air Raid attack. Duplicating last year's numbers will be no easy task for the 6-2, 230-pound senior whose impact on Valdosta State's dramatic turnaround can't be overstated.

All Bonner did a year ago was set five national passing records and lead the nation in six statistical categories, earning conference player of the week honors three times and national player of the week honors twice on the way to winning the coveted Hill Trophy.

His head coach is his biggest fan. "Because Dusty knows this offense so well, he was the difference in us having a good year and us having a great year in 2000," Hatcher said. "I expect him to be that same type player again this season."

Bonner's 2000 numbers were astounding: 351 completions (29.3 per game) for 4126 yards (343.8 yards per game) and 55 touchdowns (4.6 TDs per game). He completed 72 percent of his passes and threw only eight interceptions.

Bonner got enough work in the spring to stay sharp, but Hatcher spent much of the springtime auditioning backup candidates. When the dust settled, redshirt freshman Buster Faulkner and sophomore Brandon Cowart had made a solid impression. Sophomore Kenn Barnett, who was redshirted last season, missed practice time with an injury but is in the mix as well.

"Buster and Brandon showed signs of absorbing the offense and did some good things," Hatcher said. "Kenn missed some time, but he's such a good athlete we'll look for a spot for him to contribute."

Other quarterbacks expected to report in the fall are sophomore John Hobby and redshirt freshman Dustin Wilson.



DUSTY BONNER
6-2, 230, Senior
Valdosta, GA

Bonner In 2000


	A-C-I	Yds	TDs
Albany State	34-28-1	394	6
Ft. Valley State	31-22-0	274	5
Southern Arkansas	52-36-0	294	2
Central Arkansas	32-21-0	299	5
Henderson State	36-22-1	260	4
Delta State	62-43-1	477	4
Harding	42-29-1	417	6
West Alabama	34-29-0	388	6
North Alabama	43-34-1	422	4
Ouachita Baptist	37-27-0	325	7
West Georgia	32-26-1	357	5
Delta State	53-34-2	219	1
TOTALS	488-351-8	4126	55



BRANDON COWART
6-1, 195, Sophomore
Hahira, GA



BUSTER FAULKNER
5-10, 188, Freshman
Lilburn, GA



JOHN HOBDY
5-9, 165, Sophomore
Valdosta, GA



DUSTIN WILSON
6-3, 198, Freshman
Mt. Berry, GA



BEN ALLEN
5-11, 204, Sophomore
Nashville, TN



MOSES BRADLEY
5-10, 218, Sophomore
Atlanta, GA



DORIAN GILLIAM
5-8, 191, Sophomore
Stone Mountain, GA



AARON JENKINS
5-7, 180, Sophomore
Leary, GA



MICHAEL LESLIE
5-11, 182, Sophomore
Morrow, GA



TONY WESLEY
5-11, 193, Senior
Macon, GA

RUNNINGBACKS

The runningback position took the hardest hit as the Blazers lost 70 percent of the production from a year ago. The good news is Aaron Jenkins, who became a fan favorite as a true freshman with his great playmaking ability, returns to anchor the halfback spot. Jenkins (5-7, 180) is the total package, handling the myriad of assignments the position demands in the Air Raid flawlessly.

Last year Jenkins rushed for a team-leading 499 yards and five touchdowns, averaging 6.9 yards per carry. He also caught 33 passes for 287 yards and seven more scores. His school and conference record 100-yard kickoff return against West Georgia just before halftime was instrumental in the Blazers' 45-35 victory which snapped a five-game losing streak against the Braves.

Senior Tony Wesley (5-11, 193), a spot player who gained 98 yards last season, emerged as the frontrunner at the fullback position at the end of spring drills. Boden was pleased with Wesley's improvement as a receiver and feels comfortable with him in the lineup.

Michael Leslie (5-11, 182, Soph), who transferred from Florida A&M, showed signs toward the end of spring practice that he could contribute, and youngsters Ben Allen (5-11, 204, R-Fr), Moses Bradley (5-10, 218, R-Fr) and Dorian Gilliam (5-8, 191, R-Fr) are in the mix as well.

Kenn Barnett (6-0, 221) and tight end Thad Ashmon (6-1, 220, Soph) could also get some repetitions in the backfield.

Aaron Jenkins in 2000

	No.	Net	TDs
Albany State	2	3	0
Ft. Valley State	1	2	0
Southern Arkansas	9	65	0
Central Arkansas	7	89	1
Henderson State	7	77	2
Delta State	1	-3	0
Harding	11	69	1
West Alabama	6	36	0
North Alabama	8	59	1
Ouachita Baptist	1	12	0
West Georgia	5	7	0
Delta State	14	83	0
TOTALS	72	499	5






WIDE RECEIVERS TIGHT ENDS


A major strength of the 2001 Blazers should be its corps of receivers, all of whom return from a banner season a year ago. The deep and talented cast begins with wideouts Reggie Mosley (5-8, 176, Jr) and Carlos Johnson (5-8, 162, Sr). That pair combined for 133 catches for over 2000 yards and 20 touchdowns. Then there's tight end C.J. Lofton (6-0, 193, Jr), who caught a team high 76 balls for 862 yards and 13 scores on the way to all-conference, all-region and all-America honors.

Including the runningbacks, 17 different players were on the receiving end of Bonner passes last year, and a similar number should be in line to do it again in 2001. Depth is widespread. A couple of true freshmen, Tyrone Jordan (6-1, 203) and Rod Dalton (6-1, 189), were big contributors last year, and both had excellent springs. Nekeyma Wright (5-11, 175, Soph) and Dennis Fryzel (6-0, 189, Sr) will provide even more depth at the wide receiver spots while Lee Tarpley (6-2, 224, Soph), Thad Ashmon (6-1, 220, Soph) and Andrew Riley (6-2, 221, Soph) will do the same at tight end.


In addition, Winston Williams (6-2, 230, Sr), a three-year letterman who missed 2000 with a knee injury, was back in the spring, and a couple of transfers who Dean expects to make a contribution are waiting in the wings.




THAD ASHMON
6-1, 220, Sophomore
Montezuma, GA



ADAM BROWN
6-6, 222, Sophomore
Marietta, GA




ROD DALTON
6-1, 189, Sophomore
Athens, GA



DENNIS FRYZEL
6-0, 189, Senior
Lakeland, FL



BLAKE HOWELL
5-11, 192, Sophomore
Fitzgerald, GA



CARLOS JOHNSON
5-8, 162, Senior
Moultrie, GA



TYRONE JORDAN
6-1, 203, Sophomore
Willacoochee, GA



C.J. LOFTON
6-0, 193, Junior
Valdosta, GA



REGGIE MOSLEY
5-8, 176, Junior
Valdosta, GA




BILLY PILCHER
5-11, 162, Freshman
Thomasville, GA



ANDREW RILEY
6-2, 221, Sophomore
Glouster, Ontario



STEVE SKEEN
6-0, 198, Freshman
Stone Mountain, GA



JOEY SULKOWSKI
6-2, 203, Sophomore
Tifton, GA



LEE TARPLEY
6-2, 224, Sophomore
Valdosta, GA



WINSTON WILLIAMS
6-2, 230, Senior
Jacksonville, FL



NEKEYMA WRIGHT
5-11, 175, Sophomore
Ft. Valley, GA

Reggie Mosley in 2000

	No.	Net	TDs
Albany State	6	102	2
Ft. Valley State	2	59	0
Southern Arkansas	7	47	1
Central Arkansas	3	35	1
Henderson State	3	62	0
Delta State	5	57	0
Harding	8	120	1
West Alabama	3	98	1
North Alabama	4	72	2
Ouachita Baptist	4	43	1
West Georgia	9	232	3
Delta State	13	89	0
TOTALS	67	1016	12

Carlos Johnson in 2000

	No.	Net	TDs
Albany State	6	141	2
Ft. Valley State		Did Not Play	
Southern Arkansas	8	89	0
Central Arkansas	2	55	0
Henderson State	1	4	1
Delta State	7	115	0
Harding	9	162	3
West Alabama	1	9	0
North Alabama	4	112	0
Ouachita Baptist	9	129	0
West Georgia	9	58	0
Delta State	6	37	0
TOTALS	66	991	8

C.J. Lofton in 2000

	No.	Net	TDs
Albany State	7	50	0
Ft. Valley State	4	47	2
Southern Arkansas	1	2	0
Central Arkansas	4	45	2
Henderson State	5	66	2
Delta State	8	93	0
Harding	4	67	1
West Alabama	4	48	1
North Alabama	14	163	1
Ouachita Baptist	7	88	2
West Georgia	2	9	1
Delta State	6	39	1
TOTALS	76	862	13

Aaron Jenkins in 2000

	No.	Net	TDs
Albany State	2	63	1
Ft. Valley State	2	36	1
Southern Arkansas	9	123	0
Central Arkansas		No Catches	
Henderson State	1	3	0
Delta State	9	82	1
Harding	4	25	0
West Alabama	3	-1	0
North Alabama	4	24	0
Ouachita Baptist	3	47	3
West Georgia	3	33	1
Delta State	2	-3	0
TOTALS	33	287	7



OFFENSIVE LINE

With four returning starters and a couple of other players with experience, the 2001 offensive line is expected to be a strong unit despite the loss of starting tackle Harvey Moore who was forced to give up football because of a neck abnormality.

The four returning starters are all seniors and have lined up beside each other for at least two years. In the middle is Tully Payne (6-2, 240), who will start for the fourth straight season. Payne will be flanked by Keith Gosse (6-2, 261), a two-year starter, and Bill Epps (6-4, 276), a three-year starter. The returning starting tackle is Jason King (6-2, 279), who will be in the starting lineup for the third straight year. The projected starter at the other tackle is junior J.R. Neal (6-5, 290), who was a solid backup at both tackle spots last season.

With Payne and Epps missing spring work recovering from off-season surgeries, Bostick turned his attention to cultivating redshirt freshmen Dustin Dodson (6-3, 245), Kelvin McDavis (6-3, 269) and Torrey Howard (6-1, 290) as well as transfers Chance Hutto (6-5, 276) and Erik Boland (6-5, 291). Ashley Henderson (6-3, 270, Jr) also missed the spring with a leg injury but is expected to be in the rotation as will Brad Cooper (6-0, 243, Soph), who relieved Payne on occasion last season.



ERIK BOLAND
6-5, 291, Senior
Tampa, FL



BRAD COOPER
6-0, 243, Sophomore
Oviedo, FL



DUSTIN DODSON
6-3, 245, Freshman
Bainbridge, GA



BILL EPPS
6-4, 276, Senior
Hiram, GA



BOBBY FICKLIN
6-0, 310, Sophomore
Macon, GA



KEITH GOSSE
6-2, 261, Senior
Jacksonville, FL



ASHLEY HENDERSON
6-3, 270, Junior
Valdosta, GA



TORREY HOWARD
6-1, 290, Freshman
Byron, GA



CHANCE HUTTO
6-5, 276, Junior
Bainbridge, GA




JASON KING
6-2, 279, Senior
Marietta, GA



KELVIN McDAVIS
6-3, 269, Freshman
Warner Robins, GA



J.R. NEAL
6-5, 290, Junior
Dallas, GA



TULLY PAYNE
6-2, 240, Senior
Cordele, GA



TONY TROUTMAN
6-2, 235, Sophomore
Rochelle, GA



DEFENSIVE LINE

Coach Harbin, who inherited all four starters from 2000, spent the spring searching for quality depth which was in short supply a year ago. He found some and expects more to arrive in the fall's recruiting class.

Weakside end Derrick Hill (6-5, 236, Soph), turned in an all-star year with 69 tackles (nine for losses), two sacks, two fumble recoveries and two pass breakups. Deon McGhee (6-1, 240, Jr), Hill's runningmate on the strong side, was also effective with 44 tackles (nine for losses), one fumble recovery and two pass breakups. Three-year letterman Chris Johnson (5-11, 230, Sr) will relieve Hill while transfer Roshod Hampton (6-4, 240, Soph) had an impressive spring behind McGhee as did Todd Ragle (6-0 227, Jr).

The tackles are returning seniors Anthony Poole (5-11, 273) and Shaun Sanders (6-1, 287), who had 98 tackles and six sacks between them last year. Both were forced to pull ironman duty, a situation Harbin hopes he can avoid this season. Transfer Dewayne Smith (6-0, 291), who led the Mississippi Junior College league with 17 sacks, played well at times in the spring and should be a positive factor, as will a number of freshmen and transfer recruits.



38

XAVIER CARRINGTON
6-1, 249, Freshman
Macon, GA



95

DOUG GARRITY
5-10, 252, Sophomore
Bradenton, FL



82

ROSHOD HAMPTON
6-4, 240, Sophomore
Naples, FL



97

DERRICK HILL
6-5, 236, Sophomore
Montezuma, GA



42

CHRIS JOHNSON
5-11, 230, Senior
Marietta, GA



36

DEON MCGHEE
6-1, 240, Junior
Ft. Valley, GA



96

CORNELIUS POLK
6-4, 193, Freshman
Sylvester, GA



43

ANTHONY POOLE
5-11, 273, Senior
Toccoa, GA



92

TODD RAGLE
6-0, 227, Sophomore
Americus, GA



93

SHAUN SANDERS
6-1, 287, Senior
Bethel Springs, TN



98

DEWAYNE SMITH
6-0, 291, Junior
West Point, MS



90

PHILIP FEREGA
6-2, 236, Freshman
Woodstock, GA





LINEBACKERS

Coach Smart inherited a talented group of players who back up the line; his only problem is he didn't inherit enough of them. Depth is a concern although two veteran starters return and two true freshmen from a year ago stepped up in the spring and will be impact players.

The returning starters are junior Mike Fowler (5-10, 204), who led last year's club in tackles with 101, in the middle, and senior Reggie Cockerm (5-11, 231), who was third with 88 stops, on the weak side. Jason Cost (5-11, 222, Soph) took over the strong side in the spring. A quality backup on the weak side is Marlin Adams (5-11, 192, Soph), whose move from the defensive line in the spring was a huge success.

Depth in the middle will be supplied by Ross Hawthorne (6-1, 211, Sr) and Darryl Baker (6-0, 197, Jr), who battled a rash of injuries last season and in the spring. Strong side depth will come from the recruiting class.



MARLIN ADAMS
5-11, 192, Sophomore
Macon, GA



DARRYL BAKER
6-0, 197, Junior
Irwinton, GA



REGGIE COCKERM
5-11, 231, Senior
Hinesville, GA



JASON COST
5-11, 222, Sophomore
East Point, GA



MIKE FOWLER
5-10, 204, Junior
Sylvester, GA



ROSS HAWTHORNE
6-1, 211, Senior
Gainesville, FL



PAUL MILLER
5-10, 182, Freshman
Chickamauga, GA



KENN BARNETT
6-0, 221, Sophomore
Lincolnton, GA



DEFENSIVE BACKS

The experience and depth of this year's Black Swarm is again in the secondary where three starters return along with seven other players who have lettered in their VSU careers. And yet Coach O'Rourke is working with a group which is still very young with only one senior listed on the depth chart.

That senior is Derek Braxton (5-10, 182), who has started much of the time the last two years, at one of the corners. Last season injuries kept him out of five games and he made only four starts, but he won back the job in the spring. The other corner will be manned by Marquis Turner (5-8, 169, Soph) who improved every week last year as a true freshman, finishing the year with a team high three interceptions.

The starting rover in Smart's scheme is junior Ced Dickerson (6-1, 200, Jr), who was the second leading tackler last season with 91 stops (seven for losses). He also forced three fumbles and shared interception honors with Turner. The rover, who will call the shots in O'Rourke's secondary, is junior Tabious Carter (6-2, 194), who made 61 tackles, broke up six passes and picked one in 2000.

Junior Shamonta Dean (6-1, 176) is listed behind Carter on the depth chart but will be in the mix in many situations. Wesley Brown (6-1, 198, Soph) and Ryan Rackley (5-11, 188, Jr), solid special teams players, will back up Dickerson. Reserve corners are Sandy Turner (5-10, 168, Jr) and Hunter Caldwell (5-8, 157, R-Fr) behind Marquis Turner, and Milon Brezial (5-11, 178, Soph) and Arthell Brown (5-9, 170, Soph) behind Braxton. Brezial made a favorable impression in the spring after moving from a wide receiver spot.



DEREK BRAXTON
5-10, 182, Senior
Hinesville, GA



MILON BREZIAL
5-11, 178, Sophomore
Macon, GA



ARTHELL BROWN
5-9, 170, Sophomore
Sylvester, GA



WESLEY BROWN
6-1, 198, Sophomore
White Springs, FL



HUNTER CALDWELL
5-8, 157, Freshman
Lutz, FL




TABIOUS CARTER
6-2, 194, Junior
Ft. Valley, GA



SHOMONTA DEAN
6-1, 176, Junior
Ft. Valley, GA



CED DICKERSON
6-1, 200, Junior
Hinesville, GA



RYAN RACKLEY
5-11, 188, Junior
Lutz, FL



MARQUIS TURNER
5-8, 169, Sophomore
Ft. Valley, GA



SANDY TURNER
5-10, 168, Senior
Madison, FL





SPECIAL TEAMS

Hatcher and Dean fully expect all the special teams to be improved over last year's inconsistent performance. "We were very good at times, but at other times our special teams put us in bad situations," Hatcher said. "We worked a lot harder in that area in the spring, and we'll carry that over in the fall. Special teams are too important. We must be proficient in that area."


There's plenty of competition for both the placekicking and punting jobs. In the placement area, transfer Bryce Harrington (5-9, 170, Soph) will battle other transfers and recruits for the job. The kickoff specialist will come from the trio of Barbree-Harrington, senior Andy Bishop (5-10, 185) and junior Brent Palma (5-11, 171). Bishop handled that chore most of the time last year.

Palma, Kenn Barnett and several recruits will go head-to-head for the punting job. Barnett, who was redshirted last season, averaged 37 yards on 62 punts as a freshman.

The all-important deep snapper job is in good hands with the return of Jeff Corley (6-4, 234, Jr). Dennis Fryzel was a very reliable holder, and return specialists Reggie Mosley and Aaron Jenkins are back as well.



BRYCE HARRINGTON
5-9, 170, Sophomore
Merritt Island, FL



KENN BARNETT
6-0, 221, Sophomore
Lincolnton, GA



ANDY BISHOP
5-10, 185, Senior
Valdosta, GA



JEFF CORLEY
6-4, 234, Junior
Vidalia, GA



AARON JENKINS
5-7, 180, Sophomore
Leary, GA



REGGIE MOSLEY
5-8, 176, Junior
Valdosta, GA



BRENT PALMA
5-11, 171, Junior
Stockbridge, GA



VALDOSTA STATE 2001 FOOTBALL SIGNEES

Name	Pos	Ht.	Wt.	High School/JUCO/SR Col	Hometown
Rashad Allen	LB	6-0	200	Elbert County	Elberton, GA
Kelvin Bouie	DB	5-10	175	Bainbridge	Bainbridge, GA
Patrick Brown	DL	6-3	270	Thomasville	Thomasville, GA
Fred Dunn	DB	6-2	200	Washington-Wilkes	Washington, GA
Rodney Edwards	DB	6-1	185	Georgia Military	Athens, GA
Brad Fleming	OL	6-2	270	Parkview	Lilburn, GA
Tracy Flounoy	DL	6-2	300	Thomas County Central	Thomasville, GA
Spencer Fortson	DB	5-9	170	Elbert County	Elberton, GA
Scott Foss	DB	5-11	180	Darlington	Rome, GA
Michael Greer	WR	5-10	174	Georgia	Athens, GA
John Harrison	TE	6-2	215	Rabun County	Clayton, GA
Antonio Jefferson	RB	5-9	175	Clinch County	Homerville, GA
Wayne Johns	WR	6-0	175	Berkmar	Lilburn, GA
Brannon Leslie	DB	5-9	170	Riverdale	Riverdale, GA
Greg Lofton	WR	5-10	170	Lowndes	Valdosta, GA
Fatari Lyons	DL	6-4	250	Middle Georgia	Gray, GA
William Milton	RB	5-11	190	Thomas County Central	Thomasville, GA
Justin Northcutt	P	5-11	175	Valdosta	Valdosta, GA
Prentice Purnell	DL	6-4	270	Bleckley County	Cochran, GA
Reggie Rhodes	DL	6-3	275	Georgia Military	Milledgeville, GA
Tyran Robinson	RB	5-9	185	Colquitt County	Moultrie, GA
Twion Shealer	DL	6-2	270	Commerce	Commerce, GA
Demarcus Simmons	DB	5-10	185	Laney	Augusta, GA
Tim Thompson	LB	6-3	215	Hancock Central	Sparta, GA
Drew Willis	QB	6-1	205	Worth County	Sylvester, GA
Latray Walker	RB	5-9	180	Laney	Augusta, GA
Donny Young	LB	5-10	220	Troy State	Quincy, FL

DECEMBER SIGNEES

Chance Hutto	OL	6-4	285	Central Florida	Bainbridge, GA
Michael Leslie	RB	5-10	195	Florida A&M	Riverdale, GA
Dewayne Smith	DL	6-1	290	East Mississippi JC	Scooba, MS

SUPPORT STAFF



STEVE ROBERTS
SPORTS INFORMATION
DIRECTOR



LYNNE SOURWINE-CAPECE
DIRECTOR, ATHLETIC
ADVANCEMENT



BILL ENGLAND
DIRECTOR, ATHLETIC
DEVELOPMENT



MICKEY WOODS
TRAVEL,
FIELD MAINTENANCE



LINDA REINHARD
CHEERLEADING
COORDINATOR



CHRIS MARTIN
SPORTS
INFORMATION



BOBBY TUCKER
FACULTY ATHLETICS
REPRESENTATIVE



AIR BLAZERS

RADIO

WWRQ 107.9 FM
Valdosta, GA
Dick Rockey, play-by-play voice of the Blazers
Tom Odom, color commentary

The
Chris Hatcher Show
WWRQ 107.9 FM
Mondays at 7 p.m.
C.J.'s Restaurant

TELEVISION

The
Chris Hatcher Show
WALB, Channel 10,
Albany
Each Sunday
(times vary)





The Jessie Tuggle Strength & Fitness Complex



The Jessie Tuggle Strength and Fitness Complex is an important part of the total athletic program at Valdosta State, but it is especially critical to the football program.

Named for former VSU all-America and current all-pro linebacker Jessie Tuggle, whose \$25,000 gift in 1992 endowed a football scholarship, the complex is a busy place year-round as various teams are put through a vigorous off-season program by strength and conditioning coaches.

The Blazer football off-season program provides a great opportunity for players to make progress in many athletic areas. The primary goal is to develop foot speed and quickness, along with focusing on explosive power, which is achieved through weight training four days a week.

Strength gains have been impressive across the board, and what the young Blazers have accomplished under the watchful eye of strength and conditioning coach Michael Doscher in the weight room and on the practice field will stand them in good stead when they report for fall practice in August.

A prime example of the football team's tremendous improvement in the weight training area is the squat results where 23 players handled 500 or more pounds, including one who topped the 600-pound mark.

Doscher is a key player in the total athletic program, and nobody is more aware of his value than Hatcher and the rest of the football staff. "Mike is simply invaluable. The importance of a well-rounded strength and conditioning program can't be overstated," Hatcher said.

The weight training complex has been improved in recent years both cosmetically and with the most up-to-date equipment which has transformed it into a state of the art facility for Doscher to work his magic with VSU's more than 200 student-athletes.




The Doschers: Teresa and Michael holding Dustin



KIMBERLY MALLARD

Kimberly Mallard joined the VSU athletic staff in July as its graduate assistant strength and conditioning coach. A graduate of Virginia Tech with a degree in the science of food, nutrition and exercise, Mallard is a certified strength and conditioning specialist. She is beginning work on a master of education degree, concentrating in exercise science and sports medicine. Mallard, 24, will assist Doscher in all areas of VSU's strength and conditioning program.

FOOTBALL SUPPORT STAFF



JEFF RANDA

Graduate Assistant
Defensive Line, Specialists



DONNIE JOHNSTON

Student Assistant
Tight Ends



BROOKS BRODIE

Student Assistant
Offensive Line



Sports Medicine at Valdosta State

The Sports Medicine program at Valdosta State, under the direction of head athletic trainer Russ Hoff, provides the athletic training personnel and expertise for the 11 intercollegiate sports. Hoff, who came on board in August 1997 after serving in a similar capacity at Capital (Ohio) University for 10 years, oversees a staff which includes four other certified athletic trainers (Michele Garber, Lori Howard, Bobby Tucker and Chuck Conner), two graduate assistants and a host of student athletic trainers who work the various sports during their seasons.

The Sports Medicine major is offered by the Department of Kinesiology and Physical Education within the College of Education, and admission is based on academic achievement, course work, related experiences and recommendations. The first two years consist of coursework in the college core curriculum along with background courses appropriate to the major. The second two years incorporate the professional sequence of coursework in the areas of injury assessment, therapeutic exercise, advanced anatomy, biomechanics, kinesiology and sport physiology.

It is during the second two years that the student becomes actively involved in the laboratory experiences in the athletic training room and on the athletic fields and courts. All of these experiences are under the direct supervision of Hoff or one of the other certified trainers.

In addition to the sports medicine staff, Valdosta State athletics is "taken care of" by Dr. Donald Hartig, associate team physician at VSU's Student Health Services, and by team physician Dr. Kurt Jacobson and members of his staff from the world famous Hughston Sports Medicine Clinic in Columbus, which now has a full service clinic in Valdosta located between VSU's two campuses.



DR. KURT JACOBSON
Hughston Sports
Medicine Clinic



DR. DONALD HARTIG
Associate Team
Physician



LORI HOWARD
Athletic
Trainer



MICHELE GARBER
Athletic
Trainer

Student Athletic Trainers Working Football

Shenequia Howard
Anna Thames
Elizabeth Windham

Brian Metz
Jonathon Wizezorek
Stephanie Young



CHUCK CONNER
Athletic
Trainer



BOBBY TUCKER
Athletic
Trainer



The Hoff's: Sam, Julie, Henry, Russ and Margaret





The Gulf South Conference



Nathan Salant
Gulf South
Commissioner

Valdosta State, heading into its 20th season in the dangerous Gulf South Conference wars, became a football force in the then nine-member league in 1986, finishing a surprising second and just missing a playoff spot. In 1994 the Blazers again challenged for their first ever conference championship but fell twice, once in the regular season and once in double overtime in the quarterfinals of the national playoffs, to eventual national champion North Alabama, finishing second in the league for the fourth straight year. The final overall record that year was a school-best 11-2, 6-1 in the GSC.

After knocking on the conference championship door often, VSU finally kicked it down in 1996, winning the school's first league title and again advancing to the national playoffs. Once again the Blazers lost in the quarterfinal round to finish 10-3. VSU added its second league title last season, finishing in a three-way tie at 8-1 with West Georgia and Delta State. All three teams advanced to the national playoffs with Delta State claiming its first national championship.

The largest all-sports conference in Division II, the GSC enters its 31st year of excellence, continuing a tradition of growth and success that has brought it distinction as one of the elite NCAA Division II conferences. The 18 universities in six southeastern states offer a broad and diverse membership committed to being the best in all aspects of the university experience. As an all-sports conference, the GSC is dedicated to the promotion and practice of honor, integrity and sportsmanship. With 35 national team championships in nine sports, the GSC fosters success and encourages excellence in all of its coaches and student-athletes.

Originally known as the Mid-South Conference, the GSC was formed by six universities in the summer of 1970: Delta State, Florence State (now North Alabama), Jacksonville State, Livingston (now West Alabama), UT Martin and Troy State. Due to scheduling problems during the 1970-71 academic year, the only league sport was football. Jacksonville State

won the league's first championship.

In 1971, the league changed its name to the Gulf South Conference when Southeastern Louisiana and Nicholls State joined and opened an office in Hammond, La. The following year Mississippi College and Northwestern Louisiana were admitted. Northwestern Louisiana withdrew two years later, followed by Southeastern Louisiana and Nicholls State in 1979.

The conference continued with seven teams until 1981 when the presidents admitted Valdosta State. West Georgia joined in 1983. UT Martin and Troy State moved to Division I in 1991, again reducing the league to seven members before it embarked on a major expansion which resulted in the addition of 10 new members: Lincoln Memorial in 1992; Alabama-Huntsville, Henderson State, Central Arkansas and Mississippi University for Women in 1993; West Florida in 1994; and Arkansas-Monticello, Arkansas Tech and Southern Arkansas in 1995. Jacksonville State left for D-I in 1992 and Mississippi College dropped to D-III in 1996. In July 1996, Christian Brothers joined the league, keeping the membership at 16 schools.

In 2000, the conference announced the addition of Harding and Ouachita Baptist, bringing its membership to 18.

Former commissioner Jim McCullough moved the GSC office to its current location in Birmingham. Nate Salant became the league's sixth commissioner in 1992 and is assisted in the conference office by information director Mike Ingberg and his assistant Mike Anderson as well as office manager Mary Jean Box. The GSC president is Dr. Frank Franz, president of Alabama-Huntsville, who will complete a two-year term this year.

The Gulf South Conference mailing address and telephone number:

Gulf South Conference

4 Office Park Circle, Suite 218

Birmingham, AL 35223

(205) 870-9750 FAX 870-4723

Web Site: www.gulfsouthconference.org

The Gulf South Conference Final 2000 Standings

Team	GSC	Pct.	PF	PA	Overall	Pct.	PF	PA
Valdosta State	8-1	.889	413	251	10-2	.833	513	310
Delta State	8-1	.889	350	220	14-1	.933	606	337
West Georgia	8-1	.889	315	186	10-2	.833	412	228
Arkansas Tech	7-2	.778	310	207	7-3	.700	336	256
Arkansas-Monticello	6-3	.667	327	244	8-3	.727	430	261
Southern Arkansas	4-5	.444	284	236	5-5	.500	312	251
Harding	4-5	.444	266	302	5-6	.455	345	369
North Alabama	3-6	.333	252	295	3-7	.300	273	323
Central Arkansas	2-7	.222	221	317	3-8	.273	288	376
West Alabama	2-7	.222	172	317	3-8	.273	214	331
Ouachita Baptist	2-7	.222	148	282	2-8	.200	157	298
Henderson State	0-9	.000	193	394	1-10	.091	219	442

GSC National Championships 1971-2001 (35)

Football (9)	Men's Basketball (3)
North Alabama (1993, 94, 95)	North Alabama (1979, 91)
Troy State (1984, 87)	Jacksonville State (1985)
West Alabama (1971)	Women's Basketball (7)
Mississippi College (1989...vacated)	Delta State (1975, 76, 77, 89, 90, 92)
Jacksonville State (1992)	Southeastern Louisiana (1977)
Delta State (2000)	Women's Gymnastics (2)
Baseball (4)	Jacksonville State (1984, 85)
Troy State (1986, 87)	Hockey (2)
Jacksonville State (1990, 1991)	Alabama-Huntsville (1996, 98)
Men's Golf (4)	Track (1)
Troy State (1976, 77, 84)	Southeastern Louisiana (1975)
West Florida (2001)	
Women's Golf (3)	
Troy State (1984, 86, 89)	



2000 GULF SOUTH CONFERENCE STATISTICS

RUSHING OFFENSE

School	G	Att.	Yds.	Att. Avg.	Game Avg.	TD
Delta State	15	768	4644	6.0	309.6	58
Southern Ark.	10	546	3047	5.6	304.7	34
North Alabama	10	500	2529	5.1	252.9	25
West Georgia	12	482	2424	5.0	202.0	27
West Alabama	11	559	2208	3.9	200.7	20
Ark-Monticello	11	425	1989	4.7	180.8	30
Arkansas Tech	10	399	1782	4.5	178.2	21
Ouachita Bap.	10	459	1700	3.7	170.0	14
VSU	12	339	1444	4.3	120.3	14
Harding	11	352	1285	3.7	116.8	19
Henderson St.	11	303	723	2.4	65.7	7
Central Ark.	11	279	666	2.4	60.5	7

RUSHING DEFENSE

School	G	Att.	Yds.	Att. Avg.	Game Avg.	TD
Delta State	15	486	1369	2.8	91.3	19
West Georgia	12	450	1294	2.9	107.8	15
Southern Ark.	10	383	1496	3.9	149.6	14
Ark-Monticello	11	456	1866	4.1	169.6	21
VSU	12	492	2043	4.2	170.3	22
Ouachita Bap.	10	374	1767	4.7	176.7	17
North Alabama	10	367	1807	4.9	180.7	20
West Alabama	11	429	2093	4.9	190.3	20
Harding	11	454	2133	4.7	193.9	29
Arkansas Tech	10	451	1981	4.4	198.1	21
Central Ark.	11	512	2445	4.8	222.3	27
Henderson St.	11	504	2611	5.2	237.4	35

TOTAL OFFENSE

School	G	Att.	Yds.	Att. Avg.	Game Avg.	TD
VSU	12	861	5805	6.7	483.8	70
Delta State	15	1049	7178	6.8	478.5	79
Ark-Monticello	11	761	5260	6.9	478.2	55
West Georgia	12	810	4958	6.1	413.2	48
Southern Ark.	10	685	4030	5.9	403.0	39
Arkansas Tech	10	715	3875	5.4	387.5	39
North Alabama	10	682	3838	5.6	383.8	36
Central Ark.	11	814	4163	5.1	378.5	35
Harding	11	740	4055	5.5	368.6	44
Henderson St.	11	753	3717	4.9	337.9	27
West Alabama	11	664	3002	4.5	272.9	27
Ouachita Bap.	10	592	2425	4.1	242.5	18

TOTAL DEFENSE

School	G	Att.	Yds.	Att. Avg.	Game Avg.	TD
West Georgia	12	817	3591	4.4	299.3	29
Delta State	15	1034	4933	4.8	328.9	40
Ark-Monticello	11	751	3704	4.9	336.7	34
Southern Ark.	10	683	3426	5.0	342.6	30
VSU	12	808	4131	5.1	344.3	39
West Alabama	11	711	4082	5.7	371.1	39
Ouachita Bap.	10	648	3933	6.1	393.3	39
Central Ark.	11	785	4446	5.7	404.2	46
Arkansas Tech	10	724	4043	5.6	404.3	33
North Alabama	10	636	4354	6.8	435.4	44
Harding	11	775	4796	6.2	436.0	48
Henderson St.	11	789	4919	6.2	447.2	55

PASSING OFFENSE

School	Att.	Comp.	Int.	Pct.	Yds.	Avg.	TD
VSU	522	372	9	.713	4361	363.4	56
Central Ark.	535	293	14	.548	3497	317.9	28
Ark-Monticello	336	199	7	.592	3271	297.4	25
Henderson St.	450	218	31	.484	2994	272.2	20
Harding	388	216	11	.557	2770	251.8	25
West Georgia	328	178	14	.543	2534	211.2	21
Arkansas Tech	316	152	20	.481	2093	209.3	18
Delta State	281	152	12	.541	2534	168.9	21
North Alabama	182	78	5	.429	1309	130.9	11
Southern Ark.	139	59	9	.424	983	98.3	5
Ouachita Bap.	133	55	8	.414	725	72.5	4
West Alabama	105	39	11	.371	794	72.2	7

PASSING DEFENSE

School	Att.	Comp.	Int.	Pct.	Yds.	Avg.	TD
Ark-Monticello	295	130	18	.441	1838	167.1	13
VSU	316	161	15	.510	2088	174.0	17
West Alabama	282	158	5	.560	1989	180.8	19
Central Ark.	273	132	10	.484	2001	181.9	19
West Georgia	367	171	20	.466	2297	191.4	14
Southern Ark.	300	156	11	.520	1930	193.0	16
Arkansas Tech	273	160	18	.586	2062	206.2	12
Henderson St.	285	165	10	.579	2308	209.8	20
Ouachita Bap.	274	149	12	.544	2166	216.6	22
Delta State	548	305	16	.557	3564	237.6	21
Harding	321	184	15	.573	2663	242.1	19
North Alabama	269	157	12	.584	2547	254.7	24

SCORING OFFENSE

School	G	Pts.	Avg.
VSU	12	513	42.8
Delta State	15	606	40.4
Ark-Monticello	11	430	39.1
West Georgia	12	412	34.3
Arkansas Tech	10	336	33.6
Harding	11	345	31.4
Southern Ark.	10	312	31.2
North Alabama	10	273	27.3
Central Ark.	11	288	26.2
Henderson St.	11	219	19.9
West Alabama	11	214	19.5
Ouachita Bap.	10	157	15.7

SCORING DEFENSE

School	G	Pts.	Avg.
West Georgia	12	228	19.0
Delta State	15	337	22.5
Ark-Monticello	11	261	23.7
Southern Ark.	10	251	25.1
Arkansas Tech	10	256	25.6
VSU	12	310	25.8
Ouachita Bap.	10	298	29.8
West Alabama	11	331	30.1
North Alabama	10	323	32.3
Harding	11	376	33.5
Central Ark.	11	376	34.2
Henderson St.	11	442	40.2

INDIVIDUAL RUSHING

Player/School	G	Att.	Yds.	Att. Avg.	Game Avg.	TD
Nick Price, WGA	12	211	1409	6.7	117.4	12
Montoya Brown, OBU	10	217	1163	5.4	116.3	8
Rico McDonald, DSU	15	279	1637	5.9	109.1	18
Travis Horn, ATU	10	219	1032	4.7	103.2	16
Josh Bright, DSU	15	228	1495	6.6	99.7	21

INDIVIDUAL PASSING

Player/School	G	Att.	Comp.	Int.	Yds.	AperG	TD
Dusty Bonner, VSU	12	488	351	8	4126	343.8	55
Andy Rogers, UCA	11	451	249	11	3040	276.4	23
Chris Reil, HSU	10	358	181	22	2477	247.7	16
Kevin McCarn, UAM	11	250	155	4	2556	232.4	19
Jeremy Clements, WGA	12	318	173	14	2390	199.2	20

INDIVIDUAL RECEIVING

Player/School	G	Cgt.	Yds.	Avg. Gain	Cgt. Game	TD
Chad Luttrell, HSU	11	92	1505	16.4	8.4	14
Gerald Payne, HU	9	63	1087	17.3	7.0	15
C.J. Lofton, VSU	12	76	862	11.3	6.3	13
Carl Thomas, UCA	11	67	881	13.1	6.1	9
Carlos Johnson, VSU	11	66	991	15.0	6.0	8

INDIVIDUAL TOTAL OFFENSE

Player/School	G	Att.	Rush Yds.	Pass Yds.	Tot Yds.	Game Avg.
Dusty Bonner, VSU	12	534	-161	4126	3965	330.4
Andy Rogers, UCA	11	542	86	3040	3126	284.2
Chris Reil, HSU	10	402	-26	2477	2451	245.1
Kevin McCarn, UAM	11	324	69	2556	2625	238.6
Tim Barrington, SAU	9	266	809	965	1774	197.1

SCORING

Player/School	G	TD	PAT	FG	Pts.	Avg.
Travis Horn, ATU	10	17	0	0	102	10.2
Gerald Payne, HU	9	15	0	0	90	10.0
Tim Barrington, SAU	9	13	2	0	80	8.9
Chris Elam, WGA	12	17	0	0	102	8.5
Josh Bright, DSU	15	21	0	0	126	8.4

INTERCEPTIONS

Player/School	No.	Yds.
DeKendrick Haskins, UAM	9	121
Marquis Floyd, WGA	9	150
Rashun Taylor, HU	5	81
Ced Dickerson, VSU	4	77
Derrick Flowers, OBU	4	49

PUNTING

Player/School	No.	Yds.	Avg.
Sean McMillan, UAM	43	1689	39.3
Andy Gibbs, VSU	38	1477	38.9
Jon Parker, ATU	42	1602	38.1
Drew Carter, UNA	45	1709	38.0
Nate Van Cleave, HSU	50	1879	37.6

PUNT RETURNS

Player/School	No.	Yds.	Avg.
Rodney Woodruff, ATU	12	305	25.4
Jason Bennett, SAU	12	207	17.3
Jett Furneaux, OBU	14	213	15.2
Tim Goliday, UNA	17	242	14.2
Deron Smith, UWA	15	201	13.4

KICKOFF RETURNS

Player/School	No.	Yds.	Avg.
Michael Beck, SAU	15	360	24.0
Rodney Woodruff, ATU	19	456	24.0
Dewey Stoudmire, UNA	15	350	23.3
Michael Allen, UWA	26	598	23.0
Rickey Rogers, OBU	26	581	22.3



2001 VALDOSTA STATE FOOTBALL NUMERICAL ROSTER

No.	Name	Pos.	No.	Name	Pos.
1	Tabious Carter	FS	48	Rodney Edwards	FS
3	Ced Dickerson	ROV	49	Kenn Barnett	LB/P
4	Reggie Mosley	WR	50	Twion Shealer	OG
5	Javaris Weston	RB	51	Ross Hawthorne	LB
6	Shamonta Dean	FS	52	Jeff Corley	DS
7	Carlos Johnson	WR	53	Jason Cost	LB
8	Nekeyma Wright	WR	54	Paul Miller	LB
9	Tyrone Jordan	WR	56	Kevin Roberts	LB
10	Buster Faulkner	QB	57	Torrey Howard	OG
11	John Hobdy	QB	58	Fatari Lyons	DE
12	Dustin Wilson	QB	59	Erik Boland	OG
13	Arthell Brown	CB	60	Keith Gosse	OG
14	Aaron Jenkins	RB	61	Michael Vaughn	OT
15	C.J. Lofton	TE	62	Bill Epps	OG
16	Dennis Fryzel	WR	63	Chance Hutto	OT
17	Dusty Bonner	QB	65	Mark Stephens	C
19	Rod Dalton	WR	66	Bobby Ficklin	OG
20	Moses Bradley	RB	67	Tully Payne	C
21	Ben Allen	RB	68	Leighton Cooley	C
22	Tony Wesley	RB	69	Dustin Dodson	C
23	Michael Greer	WR	70	Tony Troutman	OG
24	Michael Leslie	RB	71	J.R. Neal	OT
25	Ryan Rackley	ROV	73	Ricky Boyd	OT
26	Derek Braxton	CB	75	Brad Fleming	OG
27	Andy Bishop	K	76	Kelvin McDavis	OT
28	Bryce Harrington	K	77	Jason King	OT
29	Sandy Turner	CB	78	Ashley Henderson	OG
30	Marquis Turner	CB	81	Abram Booty	WR
31	Demetrick Moore	CB	82	Roshod Hampton	DE
32	Reggie Cockerm	LB	83	Lee Tarpley	TE
33	Milon Brezial	CB	84	Blake Howell	WR
34	Marlin Adams	LB	85	Billy Pilcher	WR
35	Hunter Caldwell	CB	86	Steve Skeen	TE
36	Deon McGhee	DE	87	Adam Brown	WR
37	Reid Bethea	K	89	Andrew Riley	TE
38	Xavier Carrington	DE	90	Philip Ferega	DT
39	Dorian Gilliam	RB	91	Willie Caldwell	DT
40	Keith Johnson	CB	92	Todd Ragle	DE
41	Darryl Baker	LB	93	Shaun Sanders	DT
42	Chris Johnson	DE	95	Doug Garrity	DT
43	Anthony Poole	DE	96	Cornelius Polk	DE
44	Reggie Rhodes	DT	97	Derrick Hill	DE
45	Mike Fowler	LB	98	Dewayne Smith	DT
46	Brent Palma	P	99	Calvin English	DE
47	Wesley Brown	ROV			

BLAZERS BY POSITION

••• OFFENSE •••

Quarterbacks

Dusty Bonner*, Buster Faulkner, John Hobdy,
Dustin Wilson

Runningbacks

Ben Allen, Moses Bradley, Dorian Gilliam,
Aaron Jenkins*, Michael Leslie, Tony Wesley,
Javaris Weston

Wide Receivers

Abram Booty, Adam Brown, Rod Dalton,
Dennis Fryzel, Michael Greer, Blake Howell,
Carlos Johnson*, Tyrone Jordan, Reggie Mosley*,
Billy Pilcher, Nekeyma Wright

Tight Ends

C.J. Lofton*, Andrew Riley, Steve Skeen,
Lee Tarpley

Offensive Line

Erik Boland, Ricky Boyd, Leighton Cooley,
Dustin Dodson, Bill Epps*, Bobby Ficklin,
Brad Fleming, Keith Gosse*, Ashley Henderson,
Torrey Howard, Chance Hutto, Jason King*,
Kelvin McDavis, J.R. Neal, Tully Payne*,
Twion Shealer, Mark Stephens, Tony Troutman,
Michael Vaughn

Kickers

Reid Bethea, Andy Bishop*, Bryce Harrington

••• DEFENSE •••

Defensive Line

Willie Caldwell, Xavier Carrington,
Philip Ferega, Doug Garrity, Roshod Hampton,
Derrick Hill*, Chris Johnson, Fatari Lyons,
Deon McGhee*, Cornelius Polk, Anthony Poole*,
Todd Ragle, Reggie Rhodes, Shaun Sanders*,
Dewayne Smith

Linebackers

Marlin Adams, Darryl Baker, Kenn Barnett,
Reggie Cockerm*, Jason Cost, Mike Fowler*,
Ross Hawthorne, Paul Miller, Kevin Roberts

Defensive Backs

Derek Braxton*, Milon Brezial, Arthell Brown*,
Wesley Brown, Hunter Caldwell, Tabious Carter*,
Shamonta Dean, Ced Dickerson*,
Rodney Edwards, Keith Johnson, Ryan Rackley,
Marquis Turner, Sandy Turner

Punters

Kenn Barnett, Justin Northcutt, Brent Palma

Long Snappers

Jeff Corley*, Kelvin McDavis, Nekeyma Wright

* Returning Starter



2001 VALDOSTA STATE FOOTBALL ALPHABETICAL ROSTER

Name	No	Pos.	Ht.	Wt.	Class	Hometown
Marlin Adams	34	LB	5-11	192	Sophomore	Warner Robins, GA
Ben Allen	21	RB	5-11	204	Sophomore	Nashville, TN
Darryl Baker	41	LB	6-0	197	Junior	Irwinton, GA
Kenn Barnett	31	LB/P	6-0	221	Sophomore	Lincolnton, GA
Reid Bethea	37	K	5-6	170	Senior	Sandersville, GA
Andy Bishop	27	K	5-10	185	Senior	Valdosta, GA
Erik Boland	59	OG	6-5	291	Senior	Tampa, FL
Dusty Bonner	17	QB	6-2	230	Senior	Valdosta, GA
Abram Booty	81	WR	6-1	190	Senior	Shreveport, LA
Ricky Boyd	73	OT	6-2	305	Freshman	Fortson, GA
Moses Bradley	46	RB	5-10	218	Sophomore	Atlanta, GA
Derek Braxton	26	CB	5-10	182	Senior	Hinesville, GA
Milon Brezialis	33	CB	5-11	178	Sophomore	Macon, GA
Adam Brown	87	WR	6-6	222	Sophomore	Marietta, GA
Arthell Brown	13	CB	5-9	170	Sophomore	Sylvester, GA
Wesley Brown	47	ROV	6-1	198	Sophomore	White Springs, FL
Hunter Caldwell	35	CB	5-8	157	Freshman	Lutz, FL
Willie Caldwell	91	DT	6-1	255	Junior	Dawson, GA
Xavier Carrington	38	DE	6-1	249	Freshman	Macon, GA
Tabious Carter	1	FS	6-2	194	Junior	Fort Valley, GA
Reggie Cockerm	32	LB	5-11	231	Senior	Hinesville, GA
Leighton Cooley	68	C	5-11	225	Freshman	Roberta, GA
Jeff Corley	52	DS	6-4	234	Junior	Vidalia, GA
Jason Cost	53	LB	5-11	222	Sophomore	East Point, GA
Rod Dalton	19	WR	6-1	189	Sophomore	Athens, GA
Shamonta Dean	6	FS	6-1	176	Junior	Fort Valley, GA
Ced Dickerson	3	ROV	6-1	200	Junior	Hinesville, GA
Dustin Dodson	69	C	6-3	245	Freshman	Bainbridge, GA
Rodney Edwards	48	FS	6-0	198	Junior	Athens, GA
Calvin English	99	DE	6-5	220	Freshman	Covington, GA
Bill Epps	62	OG	6-4	276	Senior	Douglasville, GA
Buster Faulkner	10	QB	5-10	188	Freshman	Lilburn, GA
Philip Ferega	48	DL	6-2	236	Freshman	Woodstock, GA
Bobby Ficklin	66	OG	6-0	310	Sophomore	Macon, GA
Brad Fleming	75	OG	6-2	270	Freshman	Lilburn, GA
Mike Fowler	45	LB	5-10	204	Junior	Poulan, GA
Dennis Fryzel	16	WR	6-0	189	Senior	Lakeland, FL
Doug Garrity	95	DT	5-10	252	Sophomore	Bradenton, FL
Dorian Gilliam	39	RB	5-8	191	Sophomore	Stone Mountain, GA
Keith Gosse	60	OG	6-2	261	Senior	Jacksonville, FL
Michael Greer	23	WR	5-10	174	Senior	Athens, GA
Roshod Hampton	82	DE	6-4	240	Sophomore	Naples, FL
Bryce Harrington	28	K	5-9	170	Sophomore	Merritt Island, FL
Ross Hawthorne	51	LB	6-1	211	Senior	Gainesville, FL
Ashley Henderson	78	OG	6-3	270	Junior	Valdosta, GA

Name	No	Pos.	Ht.	Wt.	Class	Hometown
Derrick Hill	97	DE	6-5	236	Sophomore	Montezuma, GA
John Hobby	11	QB	5-9	165	Sophomore	Valdosta, GA
Torrey Howard	57	OG	6-1	290	Freshman	Byron, GA
Blake Howell	84	WR	5-11	192	Sophomore	Fitzgerald, GA
Chance Hutto	63	OT	6-5	276	Junior	Bainbridge, GA
Aaron Jenkins	14	RB	5-7	180	Sophomore	Leary, GA
Carlos Johnson	7	WR	5-8	162	Senior	Moultrie, GA
Chris Johnson	42	DE	5-11	230	Senior	Marietta, GA
Keith Johnson	40	CB	6-0	178	Freshman	Colquitt, GA
Tyrone Jordan	9	WR	6-1	203	Sophomore	Willacoochee, GA
Jason King	77	OT	6-2	279	Senior	Marietta, GA
Michael Leslie	24	RB	5-11	182	Sophomore	Morrow, GA
C.J. Lofton	15	TE	6-0	193	Junior	Valdosta, GA
Fatari Lyons	58	DE	6-4	250	Junior	Gray, GA
Kelvin McDavis	76	OT	6-3	269	Freshman	Warner Robins, GA
Deon McGhee	36	DE	6-1	240	Junior	Fort Valley, GA
Paul Miller	54	LB	5-10	182	Freshman	Chickamauga, GA
Demetrick Moore	31	CB	5-11	185	Junior	Waycross, GA
Reggie Mosley	4	WR	5-8	176	Junior	Valdosta, GA
J.R. Neal	71	OT	6-5	290	Junior	Hiram, GA
Tully Payne	67	C	6-2	240	Senior	Cordele, GA
Brent Palma	46	P	5-10	170	Junior	Stockbridge, GA
Billy Pilcher	85	WR	5-11	162	Freshman	Thomasville, GA
Cornelius Polk	96	DE	6-4	193	Freshman	Sylvester, GA
Anthony Poole	43	DT	5-11	273	Senior	Toccoa, GA
Ryan Rackley	25	ROV	5-11	188	Junior	Lutz, FL
Todd Ragle	92	DE	6-0	227	Sophomore	Americus, GA
Reggie Rhodes	44	DT	6-3	275	Junior	Milledgeville, GA
Andrew Riley	89	TE	6-2	221	Sophomore	Glouster, Ontario
Kevin Roberts	56	LB	6-0	218	Sophomore	Lauderhill, FL
Shaun Sanders	93	DT	6-1	287	Senior	Bethel Springs, TN
Twion Shealer	50	OG	6-2	270	Freshman	Commerce, GA
Steve Skeen	86	TE	6-0	198	Freshman	Stone Mountain, GA
Dewayne Smith	98	DT	6-0	291	Junior	West Point, MS
Mark Stephens	65	C	6-0	255	Freshman	Blackshear, GA
Lee Tarpley	83	TE	6-2	224	Sophomore	Valdosta, GA
Tony Troutman	70	OG	6-2	235	Sophomore	Rochelle, GA
Marquis Turner	21	CB	5-8	169	Sophomore	Fort Valley, GA
Sandy Turner	29	CB	5-10	168	Junior	Madison, FL
Michael Vaughn	61	OT	6-2	260	Freshman	Baxley, GA
Tony Wesley	22	RB	5-11	193	Senior	Macon, GA
Javaris Weston	5	RB	5-10	180	Freshman	Jacksonville, FL
Dustin Wilson	12	QB	6-3	198	Freshman	Mt. Berry, GA
Nekeyma Wright	8	WR	5-11	175	Sophomore	Fort Valley, GA



Cleveland Field/Bazemore-Hyder Stadium **FOOTBALL HOME OF THE BLAZERS**



Valdosta State plays its home football games at Cleveland Field, located across the street from University Center, a former shopping plaza acquired by the university which has been beautifully renovated to house additional classrooms and offices for the rapidly growing institution.

The stadium was built in 1922 and was named for the late Dr. A.G. Cleveland, who was superintendent of the Valdosta City Schools from 1919-1949. In the spring of 1996, two legendary Valdosta High School coaches were honored, and the stadium now bears the names of the late Wright Bazemore and the late Nick Hyder. Seating has been added through the years which has enlarged the facility to its current 11,500 seats. It features a beautiful natural turf playing field and is topped on the south side by a two-level press box.

The Blazers played their first seven seasons at Cleveland Field and returned to the facility nine years ago to take advantage of its convenient location adjacent VSU's main campus. Facilities in University Center will be available to accommodate Blazer Boosters, and convenient parking is available for tailgate parties on game days.

Blazer football's goal in 2001 for the six home dates will be to improve on the school's 59-25-1 record at Cleveland Field over the years. Since 1994, the Blazers have compiled an impressive 30-10 record at the historic facility.

CLEVELAND FIELD ••• FACTS •••

Field Runs: East-West

Capacity: 11,500

Built in: 1922

Surface: Natural Turf

Visitors Dress: Under North Stands

Blazers Dress: Under South Stands

Press Box: Tops South Stands



VSU Blazers

OPPONENTS





ALBANY STATE UNIVERSITY

August 25, 7:00 p.m. (EDT)
Bazemore-Hyder Stadium, Valdosta, GA

Location: Albany, GA
Enrollment: 3,300
President: Dr. Portia Holmes Shields
Athletic Director: Don Land
Nickname: Golden Rams
Conference: Southern Intercollegiate Athletic
National Affiliation: NCAA II
Stadium: Hugh Mills (12,000)
Head Coach: James White
Alma Mater: Albany State
Record at ASU: 4-6 (1 year)
Phone: (229) 430-4757
Assistants: Ricky Alexander, Wayne Campbell,
Nathaniel Street, Darrell Asberry, Anthony Kelley
2000 Record: 4-6 (3-4 in SIAC, 4th)
Series Record: VSU leads, 6-0
Basic Offense: Pro Set
Basic Defense: 3-4
Lettermen Returning: 42 (14 offense, 28 defense)
Sports Information Director: Edythe Bradley
Office: (229) 430-4673; **Fax:** 430-1774
Press Box: 431-2734

2001 SCHEDULE

A 25at VALDOSTA STATE
S 2at Miles
S 8at West Georgia
S 15Johnson C. Smith
S 22at Lane
S 29Savannah State (Macon)
O 6Tuskegee
O 13Kentucky State
O 20at Clark Atlanta
N 3Morehouse
N 10Fort Valley State (Columbus)

2000 RESULTS (4-6, 3-4 in SIAC, 4th)

10 VALDOSTA STATE42
0 Miles11
0 West Georgia28
33 Lane6
27 Savannah State13
21 Tuskegee34
13 at Kentucky State20
22 Clark Atlanta0
12 Morehouse13
21 Fort Valley State14



FORT VALLEY STATE UNIVERSITY

September 1, 7:00 p.m. (EDT)
Wildcat Stadium, Fort Valley, GA

Location: Fort Valley, GA
Enrollment: 3,000
President: Dr. Oscar L. Prater
Athletic Director: Ed Wyche
Nickname: Wildcats
Conference: Southern Intercollegiate Athletic
National Affiliation: NCAA II
Stadium: Wildcat (7,500)
Head Coach: Kent Schoolfield
Alma Mater: Florida A&M
Record at FVSU: 33-14 (4 years)
Phone: (478) 827-3054
Assistants: Steve Jameson, Donald Dykes, Chennis Berry,
Randall Bentley, Kevin Jackson
2000 Record: 7-4 (5-2 in SIAC, 2nd)
Series Record: VSU leads, 9-3
Basic Offense: Multiple
Basic Defense: 4-3
Lettermen Returning: 38 (20 offense, 18 defense)
Sports Information Director: Russell Boone
Office: (478) 825-6437; **Home:** 825-8436; **Fax:** 825-6106
Press Box: 825-6961, 6962

2001 SCHEDULE

A 25Morehouse (Griffin)
S 1VALDOSTA STATE
S 8Lane
S 15at Benedict
S 22at Kentucky State
S 29Alcorn State
O 6Miles
O 13Clark Atlanta
O 20at Tuskegee
O 27Savannah State
N 10Albany State (Columbus)

2000 RESULTS (7-4, 5-2 in SIAC, 2nd)

27 Morehouse12
0 VALDOSTA STATE46
27 Lane14
20 Alcorn State17
47 Kentucky State42
35 Benedict34
24 Miles23
28 Clark Atlanta26
35 Tuskegee38
13 Savannah State37
14 Albany State21



SOUTHERN ARKANSAS UNIVERSITY

September 15, 7:00 p.m. (EDT)
Bazemore-Hyder Stadium, Valdosta, GA

Location: Magnolia, Ark.
Enrollment: 3,035
President: Dr. Steven G. Gamble
Athletic Director: Jay Adcox
Nickname: Muleriders
Conference: Gulf South
National Affiliation: NCAA II
Stadium: Wilkins Stadium (6,000)
Head Coach: Steve Quinn
Alma Mater: Ouachita Baptist
Record at SAU: 0-0 (first year)
Phone: (870) 235-4110
Assistants: Tommy Laurendine, Carey Baker, Joe Carter, Jason Smelser
2000 Record: 5-5, 4-5 in GSC (T-6th)
Series Record: SAU, 3-2
Basic Offense: Flexbone
Basic Defense: Eagle
Lettermen Returning: 30 (14 offense, 16 defense)
Sports Information Director: Landon Stevens
Office: (870) 235-4104; **Home:** 234-6069; **Fax:** 901-7219
Press Box: 235-4117

2001 SCHEDULE

S 8.....Texas A&M-Commerce
S 15.....at VALDOSTA STATE
S 22at Ouachita Baptist
S 29West Alabama
O 6West Georgia
O 13.....at Delta State
O 20Arkansas Tech
O 27at Arkansas-Monticello
N 3at Central Arkansas
N 10.....Henderson State

2000 RESULTS (5-5, 4-5 in GSC, T-6th)

28 Southeastern Oklahoma State15
29 Valdosta State30
10 Ouachita Baptist0
35 West Alabama21
28 West Georgia38
28 Delta State30
6 Arkansas Tech24
31 Arkansas-Monticello 21
31 Central Arkansas45
86 Henderson State27



UNIVERSITY OF CENTRAL ARKANSAS

September 22, 6:00 p.m. (CDT)
Estes Stadium, Conway, AR

Location: Conway, Ark.
Enrollment: 8,800
President: Dr. Winfred L. Thompson
Athletic Director: Dr. William Lide
Nickname: Bears
Conference: Gulf South
National Affiliation: NCAA II
Stadium: Estes Stadium (8500)
Head Coach: Clint Conque
Alma Mater: Nicholls State
Record at UCA: 3-8 (1 year)
Phone: (501) 450-3153
Assistants: Denzil Cox, Rob Richardson, Brooks Hollingsworth, Tony Gilbert, Ken Collums, Don Struebing, Steve Hampton
2000 Record: 3-8, 2-7 in GSC (8th)
Series Record: VSU, 4-2
Basic Offense: West Coast
Basic Defense: Multiple
Lettermen Returning: 44 (21 offense, 23 defense)
Sports Information Director: Steve East
Office: (501) 450-5743; **Home:** 450-0013; **Fax:** 450-5740
Press Box: 450-5743

2001 SCHEDULE

S 1Abilene Christian
S 8.....at Southeastern Oklahoma State
S 15.....Ouachita Baptist
S 22VALDOSTA STATE
S 29at North Alabama
O 6at Harding
O 13.....Henderson State
O 20at Arkansas-Monticello
O 27at Delta State
N 3Southern Arkansas
N 10Arkansas Tech

2000 RESULTS (3-8, 2-7 in GSC, 8th)

44 Nicholls State52
23 Southwest Baptist7
16 Ouachita Baptist20
20 VALDOSTA STATE53
35 North Alabama37
23 Harding.....31
23 Henderson State8
24 Arkansas-Monticello44
21 Delta State52
45 Southern Arkansas31
14 Arkansas Tech41



HENDERSON STATE UNIVERSITY

September 29, 7:00 p.m. (EDT)
Bazemore-Hyder Stadium, Valdosta, GA

Location: Arkadelphia, AR
Enrollment: 3,400
President: Dr. Charles Dunn
Athletic Director: Sam Goodwin
Nickname: Reddies
Conference: Gulf South
National Affiliation: NCAA II
Stadium: Carpenter-Haygood (9,600)
Head Coach: Jesse Branch
 Alma Mater: Arkansas
 Record at HSU: 0-0 (first year)
 Phone: (870) 230-5201
Assistants: Benjy Pierce, John Wells, Ken Wheaton,
 Derrick LeBlanc, Chad Callais, Richie Arthur
2000 Record: 1-10 (0-9 in GSC, 12th)
Series Record: VSU leads, 5-0
Basic Offense: Multiple
Basic Defense: 4-3
Lettermen Returning: 29 (13 offense, 16 defense)
Sports Information Director: David Worlock
Office: (870) 230-5197; **Home:** 246-7484, **Fax:** 230-5408
Press Box: 230-5035

2001 SCHEDULE

S 1at Ouachita Baptist
S 8.....at Northwestern State
S 15.....West Georgia
S 22.....Harding
S 29.....at VALDOSTA STATE
O 6North Alabama
O 13at Central Arkansas
O 20Delta State
O 27at Arkansas Tech
N 3Arkansas-Monticello
N 10at Southern Arkansas

2000 Results (1-10, 0-9 in GSC, 12th)

16 Ouachita Baptist9
10 Alabama A&M.....39
14 West Georgia38
28 Harding.....31
21 VALDOSTA STATE.....56
17 North Alabama24
 8 Central Arkansas23
24 Delta State48
40 Arkansas Tech42
14 Arkansas-Monticello46
27 Southern Arkansas86



DELTA STATE UNIVERSITY

October 6, 1:00 p.m. (CDT)
Travis Parker Field, Clevelan,d MS

Location: Cleveland, Miss.
Enrollment: 4,084
President: Dr. David Potter
Athletic Director: Jim Jordan
Nickname: Statesmen
Conference: Gulf South
National Affiliation: NCAA II
Stadium: Parker Field (8,000)
Head Coach: Steve Campbell
 Alma Mater: Troy State
 Record at DSU: 20-5 (2 years)
 Phone: (662) 846-4300
Assistants: Gwayne Mathews, Cody Gross, Carlton Buckles,
 Sean Cannon, Lee Hollyfield, Steve Vowell
2000 Record: 14-1, 8-1 in GSC (T-1st)
Series Record: DSU leads, 12-7-1
Basic Offense: Multiple
Basic Defense: 40
Lettermen Returning: 36 (18 offense, 18 defense)
Sports Information Director: Fred Sington
Office: (662) 846-4868; **Home:** 843-4387; **Fax:** 846-4297
Press Box: 846-4593

2001 SCHEDULE

S 8.....Mississippi Valley State
S 15West Alabama
S 22at North Alabama
S 29at Harding
O 6VALDOSTA STATE
O 13Southern Arkansas
O 20at Henderson State
O 27Central Arkansas
N 3Arkansas Tech
N 10at Arkansas Monticello

2000 RESULTS (14-1, 8-1 in GSC, T-1st)

55 Belhaven18
35 Mississippi Valley State23
33 West Alabama8
42 North Alabama35
43 Harding.....35
45 VALDOSTA STATE35
30 Southern Arkansas28
48 Henderson State24
52 Central Arkansas21
10 Arkansas Tech24
47 Arkansas-Monticello10
49 VALDOSTA STATE12
20 Catawba14
34 North Dakota State16
63 Bloomsburg.....34



HARDING UNIVERSITY

October 13, 1:00 p.m. (EDT)
 Bazemore-Hyder Stadium, Valdosta, GA

Location: Searcy, Ark.
Enrollment: 4,565
President: Dr. David Burks
Athletic Director: Greg Harnden
Nickname: Bisons
Conference: Gulf South
National Affiliation: NCAA II
Stadium: First Security (5,000)
Head Coach: Randy Tribble
 Alma Mater: Harding
 Record at Harding: 37-34-1 (7 years)
 Phone: (501) 279-4755
Assistants: Ronnie Huckeba, James Frank, Scott Ragsdale,
 Clay Benson, Klay Bartee
2000 Record: 5-6, 4-5 in GSC (T-6th)
Series Record: VSU leads, 1-0
Basic Offense: I
Basic Defense: Eight-man Front
Lettermen Returning: 43 (20 offense, 23 defense)
Sports Information Director: Scott Goode
Office: (501) 279-4760; **Home:** 268-1208; **Fax:** 279-4020
Press Box: 279-4070

2001 SCHEDULE

S 1at Texas A&M-Commerce
 S 15.....Arkansas Tech
 S 22at Henderson State
 S 29Delta State
 O 6.....Central Arkansas
 O 13at VALDOSTA STATE
 O 20at North Alabama
 O 27West Georgia
 N 3West Alabama
 N 10.....at Ouachita Baptist

2000 RESULTS (5-6, 4-5 in GSC, T-6th)

52 Tarleton State38
 27 Tennessee Tech29
 24 Arkansas Tech42
 31 Henderson State28
 35 Delta State43
 31 Central Arkansas23
 39 VALDOSTA STATE.....50
 37 North Alabama36
 13 West Georgia35
 21 West Alabama35
 35 Ouachita Baptist10



UNIVERSITY OF WEST ALABAMA

October 20, 1:00 p.m. (CDT)
 Tiger Stadium, Livingston, AL

Location: Livingston, Ala.
Enrollment: 2,100
President: Dr. Ed Roach
Athletic Director: Dee Outlaw
Nickname: Tigers
Conference: Gulf South
National Affiliation: NCAA II
Stadium: Tiger Stadium (7,000)
Head Coach: Randy Pippin
 Alma Mater: Tennessee Tech
 Record at UWA: 0-0 (First year)
 Phone: (205) 652-3483
Assistants: David Thornton, Mike Scott, Tony Oglesby,
 Craig Hall, Will Friend, Mike Priest,
 Lenarick Thomas, Chris Pike
2000 Record: 3-8, 2-7 in GSC (T-9th)
Series Record: VSU leads, 18-1
Basic Offense: Multiple
Basic Defense: 4-3
Lettermen Returning: 27 (15 offense, 12 defense)
Sports Information Director: Jason Hughes
Office: (205) 652-3596; **Home:** 652-4269; **Fax:** 652-3600
Press Box: 652-6999, 7799

2001 SCHEDULE

S 1Belhaven
 S 8Miles
 S 15at Delta State
 S 22.....Arkansas-Monticello
 S 29.....at Southern Arkansas
 O 6Arkansas Tech
 O 13at West Georgia
 O 20VALDOSTA STATE
 O 27Ouachita Baptist
 N 3at Harding
 N 10.....at North Alabama

2000 RESULTS (3-8, 2-7 in GSC, T-9th)

35 Stillman0
 7 Miles14
 8 Delta State33
 17 Arkansas-Monticello57
 21 Southern Arkansas35
 20 Arkansas Tech.....47
 10 West Georgia.....31
 20 VALDOSTA STATE.....50
 27 Ouachita Baptist22
 35 Harding.....21
 14 North Alabama21



UNIVERSITY OF NORTH ALABAMA

October 27, 1 p.m. (EDT)
Bazemore-Hyder Stadium, Valdosta, GA

Location: Florence, Ala.
Enrollment: 5,800
President: Dr. Robert L. Potts
Athletic Director: Dan Summy
Nickname: Lions
Conference: Gulf South
National Affiliation: NCAA II
Stadium: Braly Municipal Stadium (13,000)
Head Coach: Bill Hyde
Alma Mater: Samford
Record at UNA: 16-15 (3 years)
Phone: (256) 765-4397
Assistants: Steve Carter, David Martin, Sam Graham, Justin Sappington, Rip Flippo
2000 Record: 3-7, 3-6 in GSC (8th)
Series Record: UNA leads, 12-7-1
Basic Offense: Multiple
Basic Defense: 4-3
Lettermen Returning: 35 (20 offense, 15 defense)
Sports Information Director: Jeff Hodges
Office: (256) 765-4595; Home: 766-7572; Fax: 765-4659
Press Box: 765-6372, 6373

2001 SCHEDULE

- S 1Lambuth
S 8at Arkansas-Monticello
S 15.....at Murray State
S 22Delta State
S 29Central Arkansas
O 6at Henderson State
O 13at Ouachita Baptist
O 20Harding
O 27at VALDOSTA STATE
N 3at West Georgia
N 10West Alabama

2000 RESULTS (3-7, 3-6 in GSC, 8th)

Table with 2 columns: Opponent, Score. Rows include Pittsburg State (28), Arkansas-Monticello (40), Delta State (42), Central Arkansas (35), Henderson State (17), Ouachita Baptist (30), Harding (37), VALDOSTA STATE (45), West Georgia (35), West Alabama (14).



OUACHITA BAPTIST UNIVERSITY

November 3, 2:00 p.m. (CST)
A.U. Williams Field, Arkadelphia, AR

Location: Arkadelphia, Ark.
Enrollment: 1,700
President: Dr. Andrew Westmoreland
Athletic Director: David Sharp
Nickname: Tigers
Conference: Gulf South
Affiliation: NCAA II
Stadium: A.V. William (5,200)
Head Coach: Todd Knight
Alma Mater: Ouachita Baptist
Record at OBU: 5-15 (2 years)
Phone: (870) 245-5314
Assistants: Todd Cooley, Jay Derby, Rustin Gortmaker, Deron Huerkamp, Greg Rudolph, Daniel Turnbo
2000 Record: 2-8, 2-7 in GSC (T-9th)
Series Record: VSU leads, 1-0
Basic Offense: Multiple
Basic Defense: Multiple
Lettermen Returning: 40 (21 offense, 19 defense)
Sports Information Director: Chris Babb
Office: (870) 245-5186; Home: 225-6971; Fax: 245-5598
Press Box: 245-5306

2001 SCHEDULE

- S 1Henderson State
S 15at Central Arkansas
S 22Southern Arkansas
S 29at Arkansas Tech
O 6at Arkansas-Monticello
O 13North Alabama
O 20at West Georgia
O 27at West Alabama
N 3VALDOSTA STATE
N 10Harding

2000 RESULTS (2-8, 2-7 in GSC (T-9th))

Table with 2 columns: Opponent, Score. Rows include Henderson State (16), Central Arkansas (16), Southern Arkansas (10), Arkansas Tech (35), Arkansas-Monticello (43), North Alabama (29), West Georgia (38), West Alabama (27), VALDOSTA STATE (49), Harding (35).



STATE UNIVERSITY OF WEST GEORGIA

November 10, 1 p.m. (EST)
Bazemore-Hyder Stadium, Valdosta, GA

Location: Carrollton, Ga.

Enrollment: 8,670

President: Dr. Beherus N. Sethna

Athletic Director: Ed Murphy

Nickname: Braves

Conference: Gulf South

Affiliation: NCAA II

Stadium: Grisham (6,500)

Head Coach: Gary Otten

Alma Mater: Alabama

Record at WG: 0-0 (First year)

Phone: (404) 836-6539

Assistants: Mike Ledford, Tom Evangelista, Byron Slack,

Mike Morand, Toby Strange, Roberto Pinilla,

Scott Walker

2000 Record: 10-2, 8-1 in GSC (T-1st)

Series Record: VSU leads, 11-7

Basic Offense: Multiple

Basic Defense: Multiple

Lettermen Returning: 39 (20 offense, 19 defense)

Sports Information Director: Mitch Gray

Office: (770) 836-6542; Home: 574-9248; Fax: 836-6543

Press Box: 836-0830

2001 SCHEDULE

S 1at Presbyterian
S 8Albany State
S 15at Henderson State
S 22at Arkansas Tech
S 29Arkansas-Monticello
O 6at Southern Arkansas
O 13West Alabama
O 20Ouachita Baptist
O 27at Harding
N 3North Alabama
N 10at VALDOSTA STATE

2000 RESULTS (10-2, 8-1 in GSC, T-1st)

45	Presbyterian14
28	Albany State 0
38	Henderson State14
34	Arkansas Tech17
31	Arkansas-Monticello21
38	Southern Arkansas28
31	West Alabama10
38	Ouachita Baptist10
35	Harding13
35	North Alabama28
35	VALDOSTA STATE45
24	Catawba28



ON THE ROAD

GAME 2

Fort Valley State • September 1, 7 p.m. (EDT)

Depart: 11:45 am Saturday, September 1, Chartered Buses

Pre-Game Headquarters: Golden Corral, Cordele, GA

Return: Saturday After Game

Driving Time: Approximately 2 hours

Arrive Valdosta: 2 am

GAME 4

Central Arkansas • September 23, 6 pm (CDT)

Depart: 11 am Saturday, September 23,

Chartered Jet to Little Rock, AR

Pre-Game Headquarters: Estes Stadium, Conway, AR

Return: Saturday After Game, Chartered Jet to Valdosta

Arrive Valdosta: 4 am, Sunday, September 24

Flight Time: 2 hours

GAME 6

Delta State • October 6, 1 pm (CDT)

Depart: 6 am Saturday, October 6,

Chartered Jet to Greenville, MS

Pre-Game Headquarters: Travis Parker Field, Cleveland, MS

Return: Saturday Night After Game,

Chartered Jet to Valdosta

Arrive Valdosta: 10 pm Sunday, October 7

Flight Time: 2 hours

GAME 8

West Alabama • October 20, 1 p.m. (CDT)

Depart: 8 am Friday, October 19, Chartered Buses

Pre-Game Headquarters: Comfort Inn, I-20,

Livingston, AL, (205) 652-4839

Return: Saturday After Game

Driving Time: Approximately 7 hours

Arrive Valdosta: 2 am Sunday, October 21

GAME 10

Ouachita Baptist • November 3, 2 pm (CST)

Depart: 6 am Saturday, November 3,

Chartered Jet to Little Rock, AR

Pre-Game Headquarters: A.U. Williams Stadium,

Arkadelphia, AR

Return: Saturday After Game, Chartered Jet to Valdosta

Arrive Valdosta: 11 pm, Sunday, November 4

Flight Time: 2 hours

Itineraries Subject To Change



Looking Back At 2000

No one knew exactly what to expect from Blazer football as the countdown toward the start of the 2000 season dwindled toward zero. Chris Hatcher, who was instrumental in putting VSU football firmly on the map during his playing days, had returned to take charge of a struggling program. Everyone was well aware of Hatcher's exploits as an all-America quarterback, and everyone hoped he could duplicate that success as a head coach.

Hatcher's peers in the Gulf South Conference were somewhat skeptical, picking the Blazers to finish fourth in the preseason coaches poll behind Southern Arkansas, West Georgia and North Alabama. Not bad in a 12-team league, but Hatcher and his staff had much larger goals.

The preseason was filled with talk about the Hatch Attack and Air Raid 2000. The question remained...would the Blazers be able to turn the talk into success on the field?

The answer came less than three minutes into the first game of the season at Albany State when Dusty Bonner hit Carlos Johnson with a 46-yard touchdown pass. Twenty-one seconds later after the Blazer kick coverage team forced and recovered a fumble, Bonner hit Reggie Mosley from 18 yards out for another score, and the rout was on. The final was 42-10, and the excitement was just beginning.

A week later the Blazers played their first home game, dominating a Fort Valley State team which had reached the playoffs in 1999. The Air Raid clicked on all cylinders and the Black Swarm pitched a shutout as VSU rolled 46-0.

After a week off, Hatcher took his upstart bunch to preseason favorite Southern Arkansas for the first conference game, which was televised regionally over the Comcast/Charter Sports Network. The game turned into a made for television event and perhaps defined the Blazers' season. After falling behind for the first time early in the fourth quarter, VSU responded with a 70-yard drive in the waning minutes, scoring with 45 seconds remaining to pull out a heart-stopping 30-29 victory.

Two conference routs followed, 53-20 over Central Arkansas at home and 56-21 over Henderson State on the road, setting up a showdown with Delta State at

home. Both teams came in 5-0, and the game was a classic. Each team rolled up more than 500 yards in total offense, and it was turnovers which decided the outcome. The Blazers lost the turnover battle 4-to-1 and lost the game 45-35.

That disappointment was quickly buried, and the Blazers reeled on five straight wins in record-setting fashion. The new streak began with a 50-39 decision at Harding, followed by a 50-20 Homecoming celebration over West Alabama. Next came another TV date at North Alabama, and VSU rolled up a school record 648 yards in total offense in the 45-21 victory. More records fell in a 49-21 romp past Ouachita Baptist at home before the Blazers broke a five-game losing streak against West Georgia, ripping the Braves in Carrollton 45-35 to finish the regular season 10-1.

The 8-1 league record was good enough for a share of the conference championship, only the second title in Valdosta State's 19-year football history, realizing one of the goals of Hatcher, his staff and his team. Another goal, to advance to the national playoffs, was achieved when the Blazers were named to the 16-team field. The season came



to a disappointing end on Delta State's muddy turf in the first round of the playoffs, but that loss by no means diminishes the accomplishments of the 2000 Blazers.

Eighteen school records were tied or broken, seven players made the all-conference team, three were all-region selections and two were named to various all-America squads. Bonner enjoyed a storybook season and at year end was named conference and national player of the year, joining Hatcher as Valdosta State's second winner of the coveted Harlon Hill Trophy.

And last, but certainly not least, the conference coaches honored Hatcher as the league's coach of the year. All in all, not a bad beginning to what will surely be an outstanding coaching career.



2000 GAME-BY-GAME STATS

VSU 42, Albany State 10

Hugh Mills Stadium, Albany • Aug. 26, 2000 Att: 12,153

VSU	14	7	7	14	--	42
ASU	7	3	0	0	--	10

V (12:02 1st) -- Johnson 46 pass from Bonner (Guzzardo kick)
 V (11:41 1st) -- Mosley 18 pass from Bonner (Guzzardo kick)
 A (6:14 1st) -- Teemer 1 run (Lucas kick)
 V (12:16 2nd) -- Johnson 29 pass from Bonner (Guzzardo kick)
 A (1:35 2nd) -- Lucas 23 field goal
 V (3:30 3rd) -- Mosley 10 pass from Bonner (Guzzardo kick)
 V (14:43 4th) -- Jenkins 51 pass from Bonner (Guzzardo kick)
 V (11:11 4th) -- Tarpley 5 pass from Bonner (Guzzardo kick)

Team Stats	VS	AS	VSU Individual Stats
First Downs	22	15	Rushing -- Christopher 4-35,
Rushes - Yds	25-100	47-215	Ray 5-22, Wesley 5-17, Francis
Passing Yds	417	157	3-13, Bonner 5-7, Jenkins 2-3,
Passes	30-39-1	9-18-1	Cooper 1-3.
Total Offense	517	372	Passing -- Bonner 28-34-1, 394;
Return Yds	73	155	Grier 2-5-0, 23.
Punts-Avg.	3-35.7	3-37.0	Receiving -- Lofton 7-50,
Fumbles-Lost	3-2	2-2	Johnson 6-141, Mosley 6-102,
Penalties-Yds	2-15	4-39	Christopher 3-20, Jenkins 2-63,
Sacks By	1-5	2-13	Dalton 2-16, Ray 2-14, Fryzel 1-6,
Possession	24:33	35:27	Tarpley 1-5.

VSU 46, Fort Valley State 0

Bazemore-Hyder Stadium, Valdosta • Sept. 2, 2000 Att: 9891

VSU	13	13	0	20	--	46
FVFSU	0	0	0	0	--	0

V (11:05 1st) -- Lofton 11 pass from Bonner (Guzzardo kick)
 V (2:42 1st) -- Jordan 34 pass from Bonner (kick failed)
 V (13:50 2nd) -- Lofton 14 pass from Bonner (Guzzardo kick)
 V (:39 2nd) -- Francis 5 pass from Bonner (kick failed)
 V (12:21 4th) -- Wesley 7 pass from Bonner (kick failed)
 V (:50 4th) -- Jenkins 30 pass from Grier (Guzzardo kick)
 V (:32 4th) -- Miller 22 fumble return (Guzzardo kick)

Team Stats	VS	FVS	VSU Individual Stats
First Downs	22	15	Rushing -- Ray 11-50,
Rushes - Yds	31-75	31-58	Christopher 5-33, Francis 5-15,
Passing Yds	304	166	Wesley 2-3, Jenkins 1-2, Grier
Passes	23-32-0	22-39-1	2 minus 8, Bonner 5 minus 20.
Total Offense	379	224	Passing -- Bonner 22-31-0, 274;
Return Yds	154	147	Grier 1-1, 30.
Punts-Avg.	5-41.2	7-41.9	Receiving -- Mosley 2-59, Fumbles-Lost
3-1 2-1	Lofton 4-47, Francis 4-42, Jordan		
Penalties-Yds	6-62	6-48	2-39, Jenkins 2-36, Wright 3-29,
Sacks By	3-32	5-28	Ray 2-23, Wesley 2-12, Fryzel
Possession	27:57	32:03	1-11, Dalton 1-6.

VSU 30, Southern Arkansas 29

Wilkins Stadium, Magnolia • Sept. 16, 2000 Att: 5450

VSU	7	3	13	7	--	30
SAU	0	7	14	8	--	29

V (3:46 1st) -- Ray 3 run (Guzzardo kick)
 S (6:26 2nd) -- Morris 20 run (Williams kick)
 V (4:23 2nd) -- Guzzardo 42 field goal
 V (10:56 3rd) -- Francis 6 pass from Bonner (kick failed)
 S (5:58 3rd) -- Beck 14 pass from Barrington (Williams kick)
 V (3:14 3rd) -- Mosley 20 pass from Bonner (Guzzardo kick)
 S (1:35 3rd) -- Wilcott 32 pass from Barrington (Williams kick)
 S (11:21 4th) -- Barrington 1 run (Barrington run)
 V (:45 4th) -- Francis 11 run (Guzzardo kick)

Team State	VS	SA	VSU Individual Stats
First Downs	25	24	Rushing -- Jenkins 9-65, Ray
Rushes - Yds	22-106	50-246	6-28, Francis 3-17, Bonner 4-10.
Passing Yds	312	215	Passing -- Bonner 36-52-0, 294;
Passes		37-53-0	13-22-1 Lofton 1-1, 18.
Total Offense	418	461	Receiving -- Lofton 9-123,
Return Yds	36	108	Johnson 8-89, Mosley 7-47,
Punts-Avg.	5-41.2	4-37.8	Francis 6-33, Ray 3-12, Wright
Fumbles-Lost	0-0	4-2	2-1, Jordan 1-5, Jenkins 1-2.
Penalties-Yds	4-56	6-78	
Sacks By	0-0	1-13	
Possession	26:57	33:03	

VSU 53, Central Arkansas 20

Bazemore-Hyder Stadium, Valdosta • Sept. 23, 2000 Att: 7173

VSU	21	6	19	7	--	53
UCA	0	6	7	7	--	20

V (10:38 1st) -- Dean 53 interception return (Guzzardo kick)
 V (5:33 1st) -- Lofton 9 pass from Bonner (Guzzardo kick)
 V (1:55 1st) -- Lofton 18 pass from Bonner (Guzzardo kick)

C (6:49 2nd) -- Mitchell 7 run (kick failed)
 V (4:34 2nd) -- Jordan 47 pass from Bonner (kick blocked)
 C (11:54 3rd) -- Trusty 19 pass from Rogers (Smith kick)
 V (9:24 3rd) -- Jenkins 19 run (kick failed)
 V (7:18 3rd) -- Mosley 16 pass from Bonner (kick failed)
 V (1:30 3rd) -- Jordan 13 pass from Bonner (Guzzardo kick)
 C (12:34 4th) -- Lockhart 47 pass from Saylor (Smith kick)
 V (9:54 4th) -- Christopher 7 run (Guzzardo kick)

Team Stats	VS	CA	VSU Individual Stats
First Downs	28	15	Rushing -- Jenkins 7-89,
Rushes - Yds	34-154	28-22	Christopher 8-45, Francis 6-35,
Passing Yds	355	287	Ray 3-18, Grier 1 minus 1, Wesley
Passes	24-37-0	26-46-1	3 minus 5, Bonner 6 minus 27.
Total Offense	509	309	Passing -- Bonner 21-32-0, 299;
Return Yds	127	230	Grier 3-5, 56.
Punts-Avg.	4-44.5	8-38.6	Receiving -- Jordan 3-82,
Fumbles-Lost	3-1	0-0	Johnson 2-55, Wright 5-50, Lofton
Penalties-Yds	7-64	10-92	4-45, Mosley 3-35, Christopher
Sacks By	3-27	4-38	3-34, Dalton 1-25, Francis 2-23,
Possession	26:54	33:06	Smith 1-6.

VSU 56, Henderson State 21

Carpenter-Haygood Stadium, Arkadelphia, AR • Sept. 30, 2000 Att: 4621

VSU	0	21	21	14	--	56
Henderson State	7	7	0	7	--	21

H (6:00 1st) -- Luttrell 9 pass from Reil (Elbert kick)
 V (14:55 2nd) -- Francis 8 pass from Bonner (Bishop kick)
 V (9:42 2nd) -- Jenkins 5 run (kick failed)
 V (8:34 2nd) -- Lofton 7 pass from Bonner (Bonner pass to Francis)
 H (:50 2nd) -- Luttrell 11 pass from Reil (Elbert kick)
 V (4:41 3rd) -- Lofton 46 pass from Bonner (Guzzardo kick)
 V (2:14 3rd) -- Johnson 4 pass from Bonner (Guzzardo kick)
 V (:00 3rd) -- Jenkins 6 run (Guzzardo kick)
 V (12:48 4th) -- Ray 2 run (Guzzardo kick)
 H (9:33 4th) -- Luttrell 24 pass from Reil (Elbert kick)
 V (8:01 4th) -- Wesley 2 run (Guzzardo kick)

Team Stats	VS	HS	VSU Individual Stats
First Downs	21	21	Rushing -- Jenkins 7-77, Francis
Rushes - Yds	28-167	33-62	4-44, Ray 6-31, Christopher 5-21,
Passing Yds	298	288	Bonner 2-1, Grier 2 minus 2,
Passes	25-41-1	24-50-4	Wesley 2 minus 5.
Total Offense	465	350	Passing -- Bonner 22-36-1, 260;
Return Yds	153	133	Grier 3-5, 38.
Punts-Avg.	3-30.3	5-32.4	Receiving -- Lofton 5-66, Fumbles-
Lost	1-0	4-2	Mosley 3-62, Fryzel 3-46, Dalton
Penalties-Yds	7-50	7-55	3-39, Christopher 3-24, Wright
Sacks By	2-18	0-0	1-21, Jordan 1-8, Francis 2-6,
Possession	29:16	30:44	Johnson 1-4, Jenkins 1-3.

Delta State 45, VSU 35

Bazemore-Hyder Stadium, Valdosta • Oct. 7, 2000 Att: 7347

VSU	14	0	7	14	--	35
Delta State	14	14	8	9	--	45

D (10:47 1st) -- Bright 59 run (Dorgan kick)
 V (7:49 1st) -- Francis 4 run (Guzzardo kick)
 V (1:11 1st) -- Wright 13 pass from Bonner (Guzzardo kick)
 D (:38 1st) -- Franklin 59 pass from Smith (Dorgan kick)
 D (6:53 2nd) -- McDonald 2 run (Dorgan kick)
 D (1:31 2nd) -- Hart 39 pass from Bright (Dorgan kick)
 D (4:49 3rd) -- Franklin 67 pass from Bright (kick failed)
 D (2:58 3rd) -- Safety
 V (1:41 3rd) -- Christopher 8 pass from Bonner (Guzzardo kick)
 V (8:48 4th) -- Jenkins 15 pass from Bonner (Guzzardo kick)
 D (5:47 4th) -- Flowers 2 run (kick blocked)
 V (4:03 4th) -- Wright 12 pass from Bonner (Guzzardo kick)
 D (1:48 4th) -- Dorgan 48 field goal

Team Stats	VS	DS	VSU Individual Stats
First Downs	30	20	Rushing -- Francis 8-77, Ray
Rushes - Yds	17-68	46-297	2-20, Christopher 1-4, Jenkins
Passing Yds	477	224	1 minus 3, Bonner 4 minus 24.
Passes	43-62-1	11-22-0	Passing -- Bonner 43-62-1, 477.
Total Offense	545	521	Receiving -- Johnson 7-115,
Return Yds	152	142	Lofton 8-93, Jenkins 9-82, Mosley
Punts-Avg.	4-46.8	5-39.6	5-57, Fryzel 3-35, Wright 3-34,
Fumbles-Lost	3-3	4-1	Christopher 4-26, Dalton 1-16,
Penalties-Yds	9-54	9-75	Tarpley 1-11, Francis 2-8.
Sacks By	1-6	3-28	
Possession	26:38	33:22	

See next page



VSU 50, Harding 39

First Security Stadium, Searcy, AR • Oct. 14, 2000 Att: 4500

VSU 7 26 7 10 -- 50
Harding 10 7 7 15 -- 39

H (13:34 1st) -- Payne 29 pass from Behel (Nance kick)
V (8:55 1st) -- Johnson 17 pass from Bonner (Guzzardo kick)
H (2:01 1st) -- Nance 35 field goal
V (14:09 2nd) -- Lofton 27 pass from Bonner (Guzzardo kick)
V (9:41 2nd) -- Francis 18 pass from Bonner (kick failed)
H (3:30 2nd) -- Langston 1 run (Nance kick)
V (1:41 2nd) -- Jenkins 23 run (kick failed)
V (:40 2nd) -- Johnson 26 pass from Bonner (Guzzardo kick)
V (9:19 3rd) -- Mosley 37 pass from Bonner (Guzzardo kick)
H (6:22 3rd) -- Holloway 8 run (Nance kick)
H (10:36 4th) -- Holloway 2 run (Whinery pass from Behel)
V (3:39 4th) -- Johnson 37 pass from Bonner (Guzzardo kick)
H (2:35 4th) -- Holliday 3 run (Nance kick)
V (:45 4th) -- Guzzardo 32 field goal

Team Stats VS HU VSU Individual Stats
First Downs 26 23 Rushing -- Jenkins 11-69, Rushes - Yds 31-149 41-101 Christopher 8-66, Ray 5-21,
Passing Yds 417 242 Francis 2-3, Bonner 5 minus 10.
Passes 29-42-1 18-36-2 Passing -- Bonner 29-42-1, 417.
Total Offense 566 343 Receiving -- Johnson 9-162,
Return Yds 125 206 Mosley 8-120, Lofton 4-67,
Punts-Avg. 2-29.5 4-36.5 Jenkins 4-25, Francis 2-24,
Fumbles-Lost 5-2 2-0 Christopher 1-11, Jordan 1-8.
Penalties-Yds 15-131 10-96
Sacks By 4-28 3-19
Possession 28:06 31:54

VSU 50, West Alabama 20

Bazemore-Hyder Stadium, Valdosta • Oct. 21, 2000 Att: 7986

VSU 3 7 20 20 -- 50
UWA 3 3 14 0 -- 20

V (10:33 1st) -- Guzzardo 19 field goal
W (1:58 1st) -- Thoma 29 field goal
V (12:49 2nd) -- Christopher 6 run (Guzzardo kick)
W (5:30 2nd) -- Thoma 51 field goal
V (10:24 3rd) -- Brown 9 pass from Trimew (Thoma kick)
W (9:51 3rd) -- Mosley 89 pass from Bonner (Guzzardo kick)
V (5:36 3rd) -- Lofton 15 pass from Bonner (Kick failed)
W (5:17 3rd) -- Allen 96 kickoff return
V (2:29 3rd) -- Johnson 34 pass from Bonner (Guzzardo kick)
V (13:44 4th) -- Johnson 22 pass from Bonner (Guzzardo kick)
V (12:33 4th) -- Dalton 22 pass from Bonner (mishandled snap)
V (6:37 4th) -- Christopher 5 pass from Bonner (Guzzardo kick)

Team Stats VS WA VSU Individual Stats
First Downs 30 12 Rushing -- Christopher 8-52,
Rushes - Yds 32-153 48-167 Francis 8-43, Jenkins 6-36,
Passing Yds 388 3 Wesley 4-22, Ray 1-12, Grier
Passes 29-36-1 2-9-2 1 minus 1, Bonner 4 minus 11.
Total Offense 541 170 Passing -- Bonner 29-34-0, 388;
Return Yds 131 234 Grier 0-2-1, 0.
Punts-Avg. 2-38.0 7-33.9 Receiving -- Mosley 3-98,
Fumbles-Lost 1-1 2-0 Dalton 5-96, Johnson 5-89, Lofton
Penalties-Yds 8-68 9-94 5-48, Christopher 2-21, Tarpley
Sacks By 0-0 2-13 2-15, Francis 2-12, Jordan 1-9,
Possession 29:15 30:45 Wright 1-1, Jenkins 3 minus 1.

VSU 45, North Alabama 21

Braly Municipal Stadium, Florence • Oct. 28, 2000 Att: 3447

VSU 7 10 14 14 -- 45
UNA 7 7 7 0 -- 21

V (4:14 1st) -- Bonner 1 run (Guzzardo kick)
N (2:55 1st) -- Goliday 18 pass from Peterson (Johnston kick)
V (13:37 2nd) -- Mosley 15 pass from Bonner (Guzzardo kick)
N (1:41 2nd) -- Underwood 24 pass from Peterson (Johnston kick)
V (:01 2nd) -- Guzzardo 19 field goal
V (13:51 3rd) -- Mosley 6 pass from Bonner (Guzzardo kick)
V (8:07 3rd) -- Lofton 15 pass from Bonner (Guzzardo kick)
N (4:49 3rd) -- Moore 19 pass from Peterson (Johnston kick)
V (14:44 4th) -- Francis 3 pass from Bonner (Guzzardo kick)
V (6:25 4th) -- Jenkins 30 run (Guzzardo kick)

Team Stats VS NA VSU Individual Stats
First Downs 34 13 Rushing -- Christopher 9-67,
Rushes - Yds 36-193 34-131 Jenkins 8-60, Francis 6-32, Ray
Passing Yds 455 110 7-32, Wesley 3-20, Bonner
Passes 36-45-1 36-45-1 10-20-1 3 minus 17.
Total Offense 648 241 Passing -- Bonner 34-43-1, 422;
Return Yds 61 125 Grier 2-2-0, 33.
Punts-Avg. 3-34.7 8-44.9 Receiving -- Lofton 14-163,
Fumbles-Lost 4-2 5-0 Johnson 4-112, Mosley 4-72,
Penalties-Yds 6-59 4-46 Jenkins 4-24, Francis 2-25, Ray
Sacks By 1-13 1-13 1-8 2-18, Dalton 1-15, Tarpley 1-11,
Possession 25:24 34:36 Fryzel 1-8, Wright 1-6,
Christopher 1-4, Jordan 1 (-3).

VSU 49, Ouachita Baptist 21

Bazemore-Hyder Stadium, Valdosta • Nov. 4, 2000 Att: 5172

VSU 7 35 7 0 -- 42
OBU 0 7 7 7 -- 21

V (9:57 1st) -- Mosley 10 pass from Bonner (Guzzardo kick)
V (14:28 2nd) -- Jenkins 9 pass from Bonner (Guzzardo kick)
V (13:05 2nd) -- Lofton 12 pass from Bonner (Guzzardo kick)
O (5:38 2nd) -- Furneaux 11 run (Jennings kick)
V (4:04 2nd) -- Jenkins 25 pass from Bonner (Guzzardo kick)
V (:42 2nd) -- Jenkins 13 pass from Bonner (Guzzardo kick)
V (:02 2nd) -- Lofton 10 pass from Bonner (Guzzardo kick)
V (2:10 3rd) -- Christopher 3 pass from Bonner (Guzzardo kick)
O (:36 3rd) -- Brown 55 run (Jennings kick)
O (7:07 4th) -- Bryant 3 pass from Furneaux (Jennings kick)

Team Stats VS OB VSU Individual Stats
First Downs 29 17 Rushing -- Christopher 7-54,
Rushes - Yds 30-146 43-220 Wesley 11-46, Grier 2-21, Jenkins
Passing Yds 377 24 1-12, Ray 4-12, Cooper 1-8,
Passes 35-49-0 5-10-1 Francis 2 (-1), Bonner 2 (-7).
Total Offense 523 292 Passing -- Bonner 27-37, 325;
Return Yds 99 177 Grier 8-12, 52.
Punts-Avg. 2-39.5 3-31.0 Receiving -- Johnson 9-129,
Fumbles-Lost 0-0 3-2 Lofton 7-88, Jenkins 3-47, Mosley
Penalties-Yds 9-80 2-10 4-43, Wright 1-19, Riley 1-12,
Sacks By 2-10 1-10 Fryzel 1-8, Brezjal 2-7, Dalton
Possession 30:56 29:04 1-5, Christopher 1-3, Jordan 2-3,
Cooper 1-3, Ray 1-3.

VSU 45, West Georgia 35

Grisham Stadium, Carrollton • Nov. 11, 2000 Att: 7719

VSU 0 24 14 7 -- 45
UWG 10 11 7 7 -- 35

W (5:37 1st) -- Wilson 32 field goal
W (1:51 1st) -- Elam 3 run (Wilson kick)
V (14:52 2nd) -- Mosley 48 pass from Bonner (Guzzardo kick)
W (10:32 2nd) -- Wilson 37 field goal
V (7:42 2nd) -- Lofton 22 pass from Bonner (Guzzardo kick)
W (:45 2nd) -- Elam 5 run (Heard pass from Clements)
V (:32 2nd) -- Jenkins 100 kickoff return (Guzzardo kick)
V (:00 2nd) -- Guzzardo 33 field goal
W (11:11 3rd) -- Hogan 11 run (Wilson kick)
V (4:15 3rd) -- Jenkins 7 pass from Bonner (Guzzardo kick)
V (2:15 3rd) -- Mosley 52 pass from Bonner (Guzzardo kick)
V (8:27 4th) -- Mosley 23 pass from Bonner (Guzzardo kick)
W (1:15 4th) -- Radford blocked punt return (Wilson kick)

Team Stats VS WG VSU Individual Stats
First Downs 14 18 Rushing -- Francis 8-34,
Rushes - Yds 22-78 46-182 Christopher 4-25, Ray 5-12,
Passing Yds 357 155 Jenkins 5-7.
Passes 26-32-1 13-28-1 Passing -- Bonner 26-32-1, 357.
Total Offense 435 337 Receiving -- Mosley 9-232,
Return Yds 228 162 Johnson 9-58, Lofton 3-33,
Punts-Avg. 3-26.3 6-36.8 Francis 2-17, Jenkins 2-9,
Fumbles-Lost 3-3 3-0 Christopher 1-8.
Penalties-Yds 4-42 2-10
Sacks By 1-7 0-0
Possession 22:35 37:25

Delta State 49, VSU 12

Travis E. Parker Field, Cleveland, MS • Nov. 18, 2000 Att: 975

VSU 0 6 0 6 -- 12
DSU 14 7 14 14 -- 49

D (9:29 1st) -- McDonald 3 run (Dorgan kick)
D (1:41 1st) -- Bright 11 run (Dorgan kick)
V (2:13 2nd) -- Lofton 14 pass from Bonner (kick blocked)
D (1:02 2nd) -- Franklin 52 pass from Bright (Dorgan kick)
D (3:24 3rd) -- McDonald 7 run (Dorgan kick)
D (:25 3rd) -- McDonald 40 run (Dorgan kick)
V (7:29 4th) -- Christopher 2 run (pass failed)
D (7:12 4th) -- McDonald 50 run (Dorgan kick)
D (:29 4th) -- Dixon 71 run (Dorgan kick)

Team Stats VS DS VSU Individual Stats
First Downs 27 19 Rushing -- Jenkins 14-83,
Rushes - Yds 31-75 45-342 Francis 5-25, Ray 3-13,
Passing Yds 204 169 Christopher 3-3, Bonner
Passes 35-54-2 8-16-0 6 minus 49.
Total Offense 279 511 Passing -- Bonner 34-53-2, 219;
Return Yds 152 15 Gibbs 1-1-0, minus 15.
Punts-Avg. 3-35.0 5-33.6 Receiving -- Mosley 13-89,
Fumbles-Lost 0-0 0-0 Lofton 6-39, Johnson 6-37, Dalton
Penalties-Yds 3-24 9-104 2-30, Jordan 1-8, Francis 1-7,
Sacks By 1-5 5-50 Ray 1-2, Tarpley 1-1, Jenkins
Possession 31:30 28:30 2 minus 3, Fryzel 2 minus 6.



2000 FINAL STATISTICS

Record: 10-2, Home: 4-1, Away: 6-1, GSC: 8-1

SCHEDULE/ATTENDANCE

42at Albany State 10	(12,153)
46Fort Valley State 0	(9891)
30at Southern Arkansas 29*	(5450)
53Central Arkansas 20*	(7173)
56at Henderson State 21*	(4621)
35Delta State 45*	(7347)
50at Harding 39*	(4500)
50West Alabama 20*	(7986)
45at North Alabama 21*	(3447)
49Ouachita Baptist 21*	(5172)
45at West Georgia 35*	(7719)
12at Delta State 49#	(800)

*Gulf South Conference games # D-II Playoffs

TEAM STATISTICS

	VSU	Opp
First Downs	308	212
Rushing	93	107
Passing	191	60
Penalty	24	15
Rushing Attempts	339	492
Yards Gained	1761	2411
Yards Lost	317	368
Net Yards	1444	2043
Yards Per Rush	4.3	4.2
Avg. Per Game	120.3	170.3
Passing Attempts	522	316
Completions	372	161
Interceptions	9	15
Net Yards	4361	2088
Yds Per Attempt	8.4	6.6
Yds Per Completion	11.7	13.0
Avg. Per Game	363.4	174.0
Total Plays	861	808
Plays Per Game	71.8	67.3
Net Yards	5805	4131
Yds Per Play	6.7	5.1
Avg. Per Game	483.8	344.3
Punts/Yards	39/1477	66/2483
Avg. Per Punt	37.9	37.6
Punts Per Game	3.3	5.5
Punt Returns/Yards	29/244	11/45
Avg. Per Return	8.4	4.1
Returns Per Game	2.4	0.9
Kickoff Returns/Yards	50/961	86/1714
Avg. Per Return	19.2	19.9
Returns Per Game	4.2	7.2
Int. Returns/Yards	15/264	9/47
Avg. Per Return	17.6	5.2
Returns Per Game	1.3	0.8
Fumbles/Lost	26/15	31/10
Penalties/Yards	79/702	80/760
Yds Per Penalty	8.9	9.5
Penalties/Yds Per Game	6.6	6.7
Yds Per Game	58.5	63.3
Touchdowns	73	41
Rushing	14	22
Passing	56	17
Other	3	2
Extra Points	59	38
Kicks	58	35
Run/Pass	1	3
Field Goals	5/8	7/9
Safeties	0	1
Total Points	513	310
Avg. Per Game	42.8	25.8

RUSHING

	G/GS	Att	Gain	Loss	Net	Avg.	TD
Aaron Jenkins	12/0	72	513	14	499	6.9	5
Mike Christopher	12/12	62	416	11	405	6.5	3
Travis Francis	12/0	60	348	10	338	5.6	2
Marcus Ray	12/12	58	257	6	251	4.3	2
Tony Wesley	7/0	30	126	28	98	3.3	1
Greg Cooper	4/0	2	11	0	11	5.5	0
Lewis Grier	7/0	8	21	12	9	1.1	0
Dusty Bonner	12/12	46	69	230	-161	-3.5	1
Team	12/0	1	0	6	-6	-6.0	0
TOTALS	12/12	339	1761	317	1444	4.3	14
OPPONENTS	12/12	482	2411	368	2043	4.2	22

PASSING

	Att	Comp	Int	Pct.	Yds	TDs
Dusty Bonner	488	351	8	.719	4126	55
Lewis Grier	32	19	1	.594	232	1
C.J. Lofton	1	1	0	1.000	18	0
Andy Gibbs	1	1	0	1.000	-15	0
TOTALS	522	372	9	.713	4361	56
OPPONENTS	316	161	15	.510	2088	17

RECEIVING

	G/GS	No.	Yds	AvgPC	CPG	TDs
C.J. Lofton	12/12	76	862	11.3	6.3	13
Reggie Mosley	12/12	67	1016	15.2	5.6	12
Carlos Johnson	11/11	66	991	15.0	6.0	8
Aaron Jenkins	12/0	33	287	8.7	2.8	7
Travis Francis	12/0	25	197	7.9	2.1	5
Mike Christopher	12/12	19	151	8.0	1.6	3
Rod Dalton	9/0	17	248	14.6	1.9	1
Nekeyma Wright	9/0	17	161	9.5	1.9	2
Marcus Ray	12/12	13	91	7.0	1.1	0
Tyrone Jordan	11/0	13	159	12.2	1.2	3
Dennis Fryzel	10/2	12	108	9.0	1.2	0
Lee Tarpley	9/0	7	50	7.1	.8	1
Tony Wesley	7/0	2	12	6.0	.3	1
Milon Brezjal	3/0	2	7	3.5	.7	0
Greg Cooper	4/0	1	3	3.0	.3	0
Larry Smith	2/0	1	6	6.0	.5	0
Andrew Riley	2/0	1	12	12.0	.5	0
TOTALS	12	372	4361	11.7	31.0	56
OPPONENTS	12	161	2088	13.0	13.4	17

PUNTING

	No.	Yds	Avg.	Inside 20	Blk'd	Long
Andy Gibbs	38	1477	38.9	10	0	60
Team	1	0	0.0	0	0	0
TOTALS	39	1477	37.9	10	0	60
OPPONENTS	66	2483	37.6	10	0	71

PUNT RETURNS

	No.	Yds	Avg.	TDs	Long
Reggie Mosley	25	224	9.0	0	47
Carlos Johnson	2	6	3.0	0	9
Tyrone Jordan	1	14	14.0	0	14
Ross Hawthorne	1	0	0.0	0	0
TOTALS	29	244	8.4	0	47
OPPONENTS	11	45	4.1	0	11

SCORE BY QUARTERS

	1	2	3	4	TP
Valdosta State	93	158	129	133	513
Opponents	72	79	85	74	310
Third Down Conv.: VSU 69-143, 483 OPP 69/179, 386					
Takeaway-Giveaway: VSU took 25, gave 24 for +1 net					

KICKOFF RETURNS

	No.	Yds	Avg.	TDs	Long
Reggie Mosley	29	522	18.0	0	44
Aaron Jenkins	11	312	28.4	1	100
Greg Cooper	4	54	13.5	0	16
Carlos Johnson	2	22	11.0	0	16
Travis Francis	1	33	33.0	0	33
Vic Miller	1	12	12.0	0	12
Lee Tarpley	1	6	6.0	0	6
Andrew Riley	1	0	0.0	0	0
TOTALS	50	961	19.2	1	100
Opponents	86	1714	19.9	1	96

INTERCEPTION RETURNS

	No.	Yds	Avg.	TDs	Long
Ced Dickerson	4	77	19.3	0	49
Marquis Turner	3	15	5.0	0	15
Reggie Cockerm	2	20	10.0	0	10
Wesley Brown	2	74	37.0	0	41
Shamonta Dean	1	53	53.0	1	53
Arthell Brown	1	11	11.0	0	11
Tabious Carter	1	5	5.0	0	5
Demeakey Williams	1	9	9.0	0	9
TOTALS	15	264	17.6	1	53
Opponents	9	47	5.2	0	9

DEFENSE

	UT	AT	Total	Loss	FR	Int	Bup	Sack
Mike Fowler	67	34	101	12-24	0	0	2	0
Ced Dickerson	56	35	91	7-15	0	3	8	0
Reggie Cockerm	53	35	88	11-38	2	2	2	2-18
Derrick Hill	36	33	69	9-33	2	0	2	2-14
Tabious Carter	32	29	61	4-10	0	1	6	0
Tony Barnes	37	17	54	10-32	0	0	4	0
Anthony Poole	26	24	50	9-33	1	0	1	3-19
Shaun Sanders	18	30	48	5-25	0	0	0	3-15
Deon McGhee	22	22	44	9-38	1	0	2	2-14
Delrick Bradley	37	4	41	0	0	0	0	0
Vic Miller	22	14	36	1-3	0	0	0	0
Arthell Brown	29	6	35	0	1	1	11	0
Marlin Adams	22	12	34	8-41	0	1	3	4-33
Demeakey Williams	18	6	24	0	0	1	3	0
Shamonta Dean	12	10	22	1-3	0	1	0	0
Rory Hogan	7	14	21	2-10	0	0	0	1-9
Chris Johnson	12	7	19	2-15	0	0	1	1-10
Tony Troutman	4	13	17	3-16	0	0	0	1-11
Derek Braxton	10	5	15	0	0	0	3	0
Marquis Turner	10	4	14	0	1	3	2	0
Ross Hawthorne	11	3	14	0	1	0	0	0
Jason Cost	11	3	14	4-21	0	0	1	2-16
Wesley Brown	8	2	10	0	0	2	0	0
Darryl Baker	5	3	8	0	0	0	0	0
Kerry McLaurin	0	1	1	0	0	0	0	0
TOTALS	573	370	943	98-358	9	15	48	21-159
Opponents	505	287	792	63-326	15	9	36	27-225

SCORING

	TDs	PAT	2-PT	DEF	FG	S	TP
Aaron Jenkins	13	0	0	0	0	0	78
C.J. Lofton	13	0	0	0	0	0	78
Reggie Mosley	12	0	0	0	0	0	72
Jason Guzzardo	0	57	0	0	5	0	72
Carlos Johnson	8	0	0	0	0	0	48
Travis Francis	7	0	1	0	0	0	44
Mike Christopher	6	0	0	0	0	0	36
Tyrone Jordan	3	0	0	0	0	0	18
Tony Wesley	2	0	0	0	0	0	12
Marcus Ray	2	0	0	0	0	0	12
Nekeyma Wright	2	0	0	0	0	0	12
Dusty Bonner	1	0	0	0	0	0	6
Rod Dalton	1	0	0	0	0	0	6
Shamonta Dean	1	0	0	0	0	0	6
Vic Miller	1	0	0	0	0	0	6
Lee Tarpley	1	0	0	0	0	0	6
Andy Bishop	0	1	0	0	0	0	1
TOTALS	73	58	1	0	5	0	513
Opponents	41	35	3	0	7	1	310

TOTAL OFFENSE

	Rushing	TDs	Passing	TDs	Total	TDs
	Yards		Yards		Yards	
Dusty Bonner	-161	1	4126	55	3965	56
Aaron Jenkins	499	5	0	0	499	5
Mike Christopher	405	3	0	0	405	3
Travis Francis	338	2	0	0	338	2
Marcus Ray	251	2	0	0	251	2
Lewis Grier	9	0	232	1	241	1
Tony Wesley	98	1	0	0	98	1
C.J. Lofton	0	0	18	0	18	0
Greg Cooper	11	0	0	0	11	0
Andy Gibbs	0	0	-15	0	-15	0
Team	-6	0	0	0	-6	0
TOTALS	1444	14	4361	56	5805	70
Opponents	2043	22	2088	17	4131	39

**Air Raid 2000****VALDOSTA STATE DRIVE INFORMATION**

TDs		TD DRIVE LENGTH	
1-10 yards:	28	1-10 yards:	2
11-20 yards:	20	11-20 yards:	3
21-30 yards:	11	21-30 yards:	3
31-40 yards:	4	31-40 yards:	4
41-50 yards:	4	41-50 yards:	8
51-60 yards:	2	51-60 yards:	15
61-70 yards:	0	61-70 yards:	17
71-80 yards:	0	71-80 yards:	12
81-90 yards:	1	81-90 yards:	3
91-99 yards:	0	91-99 yards:	3

TD DRIVE POSSESSION TIME

0:00-0:30	7
0:31-1:00	5
1:01-2:00	24
2:01-3:00	15
3:01-4:00	8
4:01-5:00	8
5:01-6:00	2
6:01-7:00	1
7:01-8:00	0
Average:	2:26
Shortest:	:03 (HSU, 1 play)
Longest	6:10 (DSU, 2nd, 17 plays)

PLAYS ON TD DRIVE

1 play	6 drives
2 plays	5 drives
3 plays	5 drives
4 plays	9 drives
5 plays	9 drives
6 plays	9 drives
7 plays	6 drives
8 plays	5 drives
9 plays	4 drives
10 plays	2 drives
11 plays	4 drives
12 plays	3 drives
13 plays	2 drives
17 plays	1 drive
Average: 6.1 plays per drive	
Shortest: 1 play (ASU, HSU, UWA)	
Longest: 17 plays (Delta State 2nd)	

PENALTIES

Offense	No.	Yds	Defense	No.	Yds
Motion/False St	14	71	Offsides	5	23
Holding	15	152	Holding/F.Mask	6	45
Unspts. Conduct	2	30	Pass Interference	6	74
Face Mast/PF	2	30	Illegal Sub	0	0
Clip/Pass Int.	2	25	Personal Foul	4	60
Inten. Grounding	0	0	Unspts. Conduct	1	15
Inelig. Receiver	1	5	Spec. Teams	No.	Yds
Delay of Game	5	25	Personal Foul	2	30
Illegal Pass	0	0	Illegal Part/Pro	3	15
Bench			Illegal Block	10	92
Unspts. Conduct	0	0	Int. w/fair catch	0	0
TOTAL	42	348	TOTAL	37	354

POSSESSIONS**RESULTS**

VSU - 162	70 TD, 39 punts, 5 FG, 3 MFG, 8 downs, 9 int, 14 FL, 13 time, 1 safety
Opp - 158	39 TD, 66 punts, 6 FL, 15 int, 7 FG, 2 MFG, 13 downs, 10 time

IN THE RED ZONE

	No.	TD	FG	Pct.
VSU	60	48	5-8	.883
Opp	35	25	5-6	.857

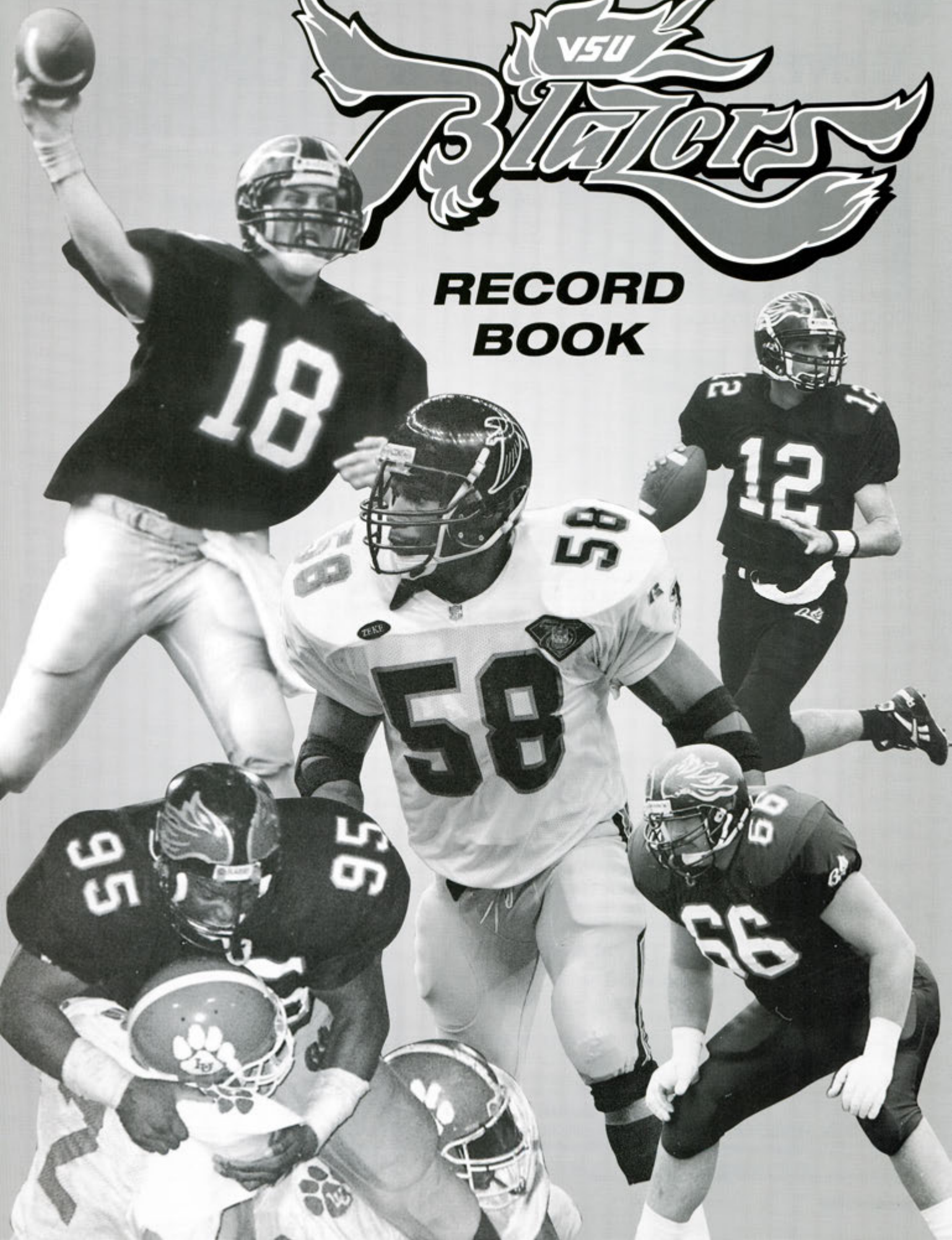
AVERAGE FIELD POSITION

	<u>1st</u>	<u>2nd</u>	<u>1st Half</u>	<u>3rd</u>	<u>4th</u>	<u>2nd Half</u>	<u>Final</u>
VSU	36	37	36	31	36	33	35-yard-line
Opp	27	31	29	32	30	31	30-yard-line



VSU
Blazers

**RECORD
BOOK**





GENERAL RECORDS & INFORMATION

Year, Record, Coach & Captains



GOODMAN



BERRYMAN



CAVAN



MUMME



KELLY



NELSON



HATCHER

YEAR	RECORD	COACH	CAPTAINS
1982	5-5-1	Jim Goodman	James Owens, QB; David Gilyard, LB
1983	5-6-0	Jim Goodman	Mark Catano, OT; Cliff Fouty, LB
1984	5-6-0	Jim Goodman	Lenny Parker, LB; Elson Bolar, LB
1985	5-6-0	Jim Berryman	Jimmy Francis, FS; Jay Walls, DT
1986	9-2-0	Mike Cavan	Jessie Tuggle, LB; R.D. Swain, OG; Dallis Smith, CB; Dennis Smith, CB
1987	6-4-0	Mike Cavan	Jimmy Brookins, LB; Scott Mowry, LB; Bryan Banks, OT; John Norris, OT
1988	6-3-1	Mike Cavan	Jimmy Brookins, LB; Scott Mowry, LB; Eric Clark, FB
1989	5-5-0	Mike Cavan	Randy Fisher, WR; Maurice Jordan, DT
1990	5-5-0	Mike Cavan	Tye Cottle, QB; Deon Searcy, FS
1991	6-3-1	Mike Cavan	Will O'Steen, C; Chris Dupree, SS
1992	5-4-1	Hal Mumme	Chris Hatcher, QB; Calvin Walker, WR; Antonio Edwards, DE; Chris Dupree, SS
1993	8-3-0	Hal Mumme	Chris Hatcher, QB; Calvin Walker, WR; Andre Hampton, DE; Tony Hill, SS
1994	11-2-0	Hal Mumme	Chris Hatcher, QB; Dominique Ross, FB; Andre Hampton, DE; Tony Hill, SS
1995	6-5-0	Hal Mumme	Lance Funderburk, QB; Drew McPhail, OT; Ryan Branch, LB; James Hubbard, NG
1996	10-3-0	Hal Mumme	Lance Funderburk, QB; Drew McPhail, OT; James Lockhart, LB; Jarmal Stevens, FS
1997	6-5-0	Mike Kelly	Vontrell Mitchell, RB; Kris Gingrow, C; Wayne DeVane, P; Terry Turner, NG; Antonio Speed, LB; Brad Trout, SS
1998	5-6-0	Mike Kelly	Donnie Johnston, QB; Vontrell Mitchell, RB; Jesse Sutton, LB; Antonio Speed, LB; James Lightfoot, K
1999	4-7-0	Mike Kelly*	Greg Cooper, FB; Tully Payne, C; Antonio Speed, LB; Michael Williams, LB
2000	10-2-0	Chris Hatcher	Dusty Bonner, QB; Tully Payne, C; Reggie Cockerm, LB; Ced Dickerson, FS

*Mark Nelson was interim coach for final two games, both losses

ATTENDANCE RECORDS

Year	Home Games	Total Attendance	Avg. Attendance
2000	5	37,569	7514
1999	6	27,126	4521
1998	5	23,741	4748
1997	4	19,910	4978
1996	7	49,251	7036
1995	5	24,602	4920
1994	8	59,212	7402
1993	6	35,559	5927
1992	4	16,064	4016
1991	7	32,762	4680
1990	4	20,330	5083
1989	4	18,286	4571
1988	5	20,500	4100
1987	5	27,000	5400
1986	5	25,000	5000
1985	6	37,100	6183
1984	5	25,468	5094
1983	6	28,500	4750
1982	5	36,800	7360

TOP 5 HOME CROWDS

Attendance	Opponent and Score	Date
1. 10,948	Albany State (VSU, 14-7)	Nov. 19, 1994
2. 10,199	Albany State (VSU, 18-6)	Aug. 28, 1999
3. 10,100	Fort Valley State (FVSC, 17-3)	Sept. 14, 1985
4. 10,039	North Alabama (VSU, 34-31 3ot)	Oct. 5, 1996
5. 9,891	Fort Valley State (VSU, 46-0)	Sept. 2, 2000

Valdosta State Versus All Opponents


OPPONENT	W	L	T
Albany State	6	0	0
American International	1	0	0
Arkansas-Monticello	3	1	0
Arkansas Tech	4	1	0
Bishop	1	0	0
Carson-Newman	0	2	0
Central Florida	3	5	0
Clark Atlanta	3	0	0
Central Arkansas	4	2	0
Delta State	7	12	1
East Tennessee State	0	1	0
Fort Valley State	9	3	0
Gardner-Webb	2	0	0
Georgia Southern	1	6	1
Henderson State	5	0	0
Jacksonville State	3	8	0
Kentucky State	3	0	0
Lees-McRae	1	0	0
Mississippi College	5	8	1
Mount Senario	1	0	0
North Alabama	7	12	1
North Dakota State	0	1	0
Savannah State	5	0	0
St. Ambrose	1	0	0
Southern Arkansas	2	3	0
Tarleton State	1	0	0
Texas-El Paso	0	1	0
Troy State	4	7	0
Truman State	1	0	0
UT Martin	6	1	0
West Alabama	18	1	0
West Georgia	11	7	0
TOTALS	122	82	4




All-Americans

1982	Mark Catano, offensive tackle
1984	Lenny Parker, linebacker; Chris Dupree (HM), Keith Moore, kicker
1986	Jessie Tuggle, linebacker
1988	Robert Morris, defensive line Jimmy Brookins, linebacker (2nd) Mikeal Lovejoy, safety (2nd) Randy Fisher, flanker (HM)
1989	Randy Fisher, flanker
1990	Deon Searcy, free safety Jack McTyre, kicker
1991	Antonio Edwards, defensive end*
1993	Chris Hatcher, quarterback
1994	Chris Hatcher, quarterback
1996	Lance Funderburk, quarterback
1997	Richard Freeman, defensive end
1998	Antonio Speed, linebacker (HM)
2000	Dusty Bonner, quarterback, C.J. Lofton, tight end

*defensive lineman of the year



Dusty Bonner



C.J. Lofton

VSU All-Gulf South Conference Players

1982	Carl Armstrong, WR Mark Catano, OT (2nd) Cliff Fouty, LB (2nd) Jimmy Francis, CB (2nd) James Owens, QB (2nd)	York Kurinsky, OL Andre Hampton, DE Erasmus Harvey, LB Tony Hill, SS Stanley Flanders, RS (2nd)	
1983	Lenny Parker, LB Mark Catano, OT Cliff Fouty, LB (2nd) Dallis Smith, CB (2nd)	1994	Chris Hatcher, QB+ Dominique Ross, FB Robert Williams, WR Stanley Flanders, WR Matt Moore, OG Andre Hampton, DE Marcus Johnson, FS Erasmus Harvey, LB (2nd) Shay Williams, DE (2nd) Edward Mitchell, LB (2nd)
1984	Lenny Parker, LB Dallis Smith, CB (2nd) Jessie Tuggle, DE (2nd) Timmy Massey, SS (2nd) Chuck Dunmon, OG (2nd)	1995	Tauese Letuli, OG Sean Pender, WR Lance Funderburk, QB (2nd) Ryan Branch, LB (2nd) Drew McPhail, OT (2nd) Wayne DeVane, P (2nd)
1985	Jessie Tuggle, LB Dallis Smith, CB Terry Mallory, P Freddie Thomas, LB (2nd) Jimmy Francis, FS (2nd) Mark Dace, QB (2nd) R.D. Swain, OG (2nd) Darrien Teals, WR (2nd)	1996	Lance Funderburk, QB+ Rodney Brown, WR Sean Pender, WR Felise Muai, OL Drew McPhail, OL Artie Ulmer, DL James Lockhart, LB
1986	Jessie Tuggle, LB* Dallis Smith, CB Randy Fisher, WR# Terry Mallory, P R.D. Swain, OG (2nd) James Gibson, DT (2nd) Keith Reddings, DE (2nd)	1997	Mike Bowman, WR Richard Freeman, DE Jesse Sutton, LB Vontrell Mitchell, RB (2nd) David Fox, DE (2nd) Arto Vartanian, DT (2nd) Brad Trout, SS (2nd) James Lightfoot, K (2nd) Eric Doggett, RS (2nd)
1987	Randy Fisher, WR Jimmy Brookins, LB (2nd)	1998	Arto Vartanian, DT Antonio Speed, LB* Jesse Sutton, LB Dennis Fryzel, WR (2nd) Vaughn Clark, CB (2nd)
1988	Randy Fisher, WR Jimmy Brookins, LB Buddy Phillips, OT Robert Morris, DT (2nd)	1999	Antonio Speed, LB* Michael Williams, LB Vaughn Clark, CB Jason King, OT (2nd) Travis Francis, RB (2nd) Bo Barzilauskas, DT (2nd) Willie Caldwell, NG (2nd) Eric Doggett, RS (2nd)
1989	Randy Fisher, WR Keith Jones, TE Robert Morris, DE Ramon Allen, RB (2nd) Shaun Utley, LB (2nd) Randy Williams, C (2nd)	2000	Dusty Bonner, QB+ C.J. Lofton, TE Tully Payne, C (2nd) Mike Fowler, LB (2nd) Reggie Cockerm, LB (2nd) Ced Dickerson, FS (2nd) Derrick Hill, DE (2nd)
1990	Antonio Edwards, DE Jack McTyre, K Dexter Holiday, WR (2nd)		
1991	Antonio Edwards, DE Chris Dupree, SS Don Kelly, K Will O'Steen, C Marcus Walker, DL (2nd) Dexter Holiday, WR (2nd) Scott Long, TE (2nd)		
1992	Antonio Edwards, DE* Chris Dupree, SS Calvin Walker, WR York Kurinsky, OT Chris Hatcher, QB (2nd) Matt Moore, OG (2nd) Andre Hampton, DE (2nd) Erasmus Harvey, LB (2nd)		
1993	Chris Hatcher, QB Calvin Walker, WR		

+ -- offensive player of the year

* -- defensive player of the year

-- freshman of the year



VALDOSTA STATE TEAM AWARD WINNERS

BEST OFFENSIVE LINEMAN

1982 - Mark Catano, tackle
 1983 - Mark Catano, tackle
 1984 - Chuck Dunmon, guard
 1985 - R.D. Swain, guard
 1986 - R.D. Swain, guard
 1987 - Bryan Banks, tackle
 1988 - Buddy Phillips, tackle
 1989 - Keith Jones, tight end
 1990 - Will O'Steen, center
 1991 - Will O'Steen, center
 1992 - Richard Popkin, tackle
 1993 - Shawn Bostick, center
 1994 - Tommy Clark, center
 1995 - Felise Muai, guard
 1996 - Drew McPhail, tackle

BEST DEFENSIVE LINEMAN

1982 - Cliff Fouty, linebacker
 1983 - Lenny Parker, linebacker
 1984 - Lenny Parker, linebacker
 1985 - Jessie Tuggle, linebacker
 1986 - James Gibson, tackle
 1987 - Scott Mowry, linebacker
 1988 - Maurice Jordan, tackle
 1989 - Maurice Jordan, tackle
 1990 - Antonio Edwards, end
 1991 - Antonio Edwards, end
 1992 - Marcus Walker, tackle
 1993 - Andre Hampton, end
 1994 - Andre Hampton, end
 1995 - James Hubbard, nose guard
 1996 - Artie Ulmer, tackle

BEST OFFENSIVE BACK

1982 - James Owens, quarterback
 1983 - Henry Chubb, fullback
 1984 - Max Vickers, fullback
 1985 - Donnie Harrell, tailback
 1986 - Mark Dace, quarterback
 1987 - Randy Fisher, flanker
 1988 - Tye Cottle, quarterback
 1989 - Ramon Allen, tailback
 1990 - Marcus Copeland, fullback
 1991 - Blake Duncan, fullback
 1992 - Chris Hatcher, quarterback
 1993 - Dominique Ross, fullback
 1994 - Dominique Ross, fullback
 1995 - David Glisson, fullback
 1996 - Sean Pender, halfback

BEST DEFENSIVE BACK

1982 - Jimmy Francis, cornerback
 1983 - Timmy Massey, safety
 1984 - Timmy Massey, safety
 1984 - Timmy Massey, safety
 1985 - Jimmy Francis, safety
 1986 - Dallis Smith, cornerback
 1987 - Calvin Orr, cornerback
 1988 - Mikeal Lovejoy, safety

BEST DEFENSIVE BACK CONT.

1989 - Calvin Orr, cornerback
 1990 - Deon Searcy, safety
 1991 - Chris Dupree, safety
 1992 - Chris Dupree, safety
 1993 - Tony Hill, safety
 1994 - Marcus Johnson, safety
 1995 - Jarmal Stevens, safety
 1996 - Ryan Branch, linebacker

SCHOLASTIC AWARD

1982 - James Owens, quarterback
 1983 - Geoff Walters, quarterback
 1984 - Geoff Walters, tight end
 1985 - Bert Gelis, offensive guard
 1986 - Bill Wilhelm, offensive guard
 1987 - Bryan Banks, offensive tackle
 1988 - Darrien Teals, wide receiver
 1989 - Reginald Davis, flanker
 1990 - Don Kelly, kicker
 1991 - Don Kelly, kicker
 1992 - Marcus Johnson, free safety
 1993 - John Hinson, DL;
 Marcus Johnson, FS
 1994 - John Hinson, nose guard
 1995 - Stephen Foote, center
 1996 - Austin Harmon, cornerback
 1997 - Jay Thompson, offensive guard

SPECIAL TEAMS PLAYER OF THE YEAR

1993 - Keith Braddock
 1994 - James Sirmans
 1995 - Wayne DeVane
 1996 - Richard Freeman
 1997 - Eric Doggett

SCOUT TEAM PLAYERS OF THE YEAR

1986 - Offense: Steve Marrs, quarterback;
 Defense: Clint Bennett, linebacker
 1987 - Offense: Carlos Marshall, flanker;
 Defense: Jeff Wooden, linebacker
 1988 - Offense: Jay Jernigan, quarterback;
 Defense: Fran Delaney, linebacker
 1989 - Offense: Todd McCutcheon, quarterback;
 Defense: Don Hart, tackle
 1990 - Offense: Trey Green, center;
 Defense: John Kaperak, end
 1991 - Offense: James Hubbard, tackle;
 Defense: Billy McCullough, safety
 1997 - Offense: Greg Cooper, Nathan Cronin;
 Defense: Dominic June, Demeakey Williams
 1999 - Offense: Edward Simmons, running back;
 Defense: Wesley Brown, linebacker

ROOKIE OF THE YEAR

1986 - Randy Fisher, flanker
 1987 - Tye Cottle, quarterback
 1988 - Ramon Allen, tailback
 1989 - Marcus Walker, defensive tackle;
 Antonio Edwards, defensive end
 1990 - Gary Thornton, wide receiver

ROOKIE OF THE YEAR CONT.

1991 - Chris Hatcher, quarterback
 1992 - Sean Pender, wide receiver
 1993 - Ryan Branch, linebacker
 1994 - Archie Lewis, cornerback
 1995 - Vontrell Mitchell, halfback
 1996 - Austin Harmon, cornerback
 1997 - Bill Epps, offensive guard
 1999 - Kenn Barnett, quarterback

COACHES AWARD

1988 - Randy Williams, center
 1989 - Randy Williams, center;
 Shaun Utley, linebacker
 1990 - Tye Cottle, quarterback;
 Michael Parker, offensive tackle
 1991 - Scott Long, tight end
 1992 - Harold McClain, defensive tackle
 1993 - Chuck Stamey, offensive tackle
 1994 - Erasmus Harvey, linebacker
 1995 - Lance Funderburk, quarterback
 1997 - Jarmal Stevens, free safety;
 Vontrell Mitchell, runningback
 1999 - John Gulyas, offensive tackle

MOST VALUABLE OFFENSIVE PLAYER

1997 - Mike Bowman, wide receiver
 1998 - Dennis Fryzel, wide receiver
 1999 - Carlos Hope, wide receiver

MOST VALUABLE DEFENSIVE PLAYER

1997 - Brad Trout, strong safety
 1998 - Jesse Sutton, linebacker
 1999 - Antonio Speed, linebacker

MOST VALUABLE SPECIAL TEAMS PLAYER

1998 - J.T. Fuller, linebacker
 1999 - Eric Doggett, punt returner

HUGH C. BAILEY PLAYER OF THE YEAR

1982 - Carl Armstrong, wide receiver
 1983 - Kelvin Sheppard, wide receiver;
 Tracy Soles, tailback
 1984 - Lenny Parker, linebacker
 1985 - Jessie Tuggle, linebacker
 1986 - Jessie Tuggle, linebacker
 1987 - Jimmy Brookins, linebacker
 1988 - Jimmy Brookins, linebacker
 1989 - Randy Fisher, wide receiver
 1990 - Jack McTyre, kicker
 1991 - Antonio Edwards, defensive end;
 Chris Hatcher, quarterback
 1992 - Calvin Walker, split end
 1993 - Chris Hatcher, quarterback
 1994 - Chris Hatcher, quarterback
 1995 - Ryan Branch, linebacker
 1996 - Lance Funderburk, quarterback
 1997 - Richard Freeman, defensive end
 1998 - Antonio Speed, linebacker
 1999 - Michael Williams, linebacker



SEASON



LEADERS

TOTAL OFFENSE

1982 -- James Owens, 2906
 1983 -- Terry Mallory, 732
 1984 -- Mark Dace, 680
 1985 -- Mark Dace, 899
 1986 -- Mark Dace, 1744
 1987 -- Tye Cottle, 816
 1988 -- Tye Cottle, 1969
 1989 -- Tye Cottle, 1582
 1990 -- Tye Cottle, 1182
 1991 -- Chris Hatcher, 1044
 1992 -- Chris Hatcher, 2493
 1993 -- Chris Hatcher, 3532
 1994 -- Chris Hatcher, 3955
 1995 -- Lance Funderburk, 3549
 1996 -- Lance Funderburk, 4167
 1997 -- Donnie Johnston, 935
 1998 -- Brandon Cowart, 1267
 1999 -- Kenn Barnett, 964
 2000 -- Dusty Bonner, 3965

RUSHING

1982 -- Henry Chubb, 475
 1983 -- Henry Chubb, 668
 1984 -- Michael Williams, 362
 1985 -- Tony Allen, 564
 1986 -- Eric Clark, 565
 1987 -- Donnie Harrell, 632
 1988 -- Ramon Allen, 780
 1989 -- Ramon Allen, 846
 1990 -- Ramon Allen, 957
 1991 -- Ramon Allen, 488
 1992 -- Dominique Ross, 734
 1993 -- Dominique Ross, 1030
 1994 -- Dominique Ross, 1473
 1995 -- David Glisson, 837
 1996 -- Vontrell Mitchell, 1355
 1997 -- Vontrell Mitchell, 840
 1998 -- Marcus Ray, 351
 1999 -- Mike Christopher, 517
 2000 -- Aaron Jenkins, 499

PASSING

1982 -- James Owens, 169-339-2258
 1983 -- Terry Mallory, 41-98-681
 1984 -- Mark Dace, 42-106-662
 1985 -- Mark Dace, 53-108-762
 1986 -- Mark Dace, 104-186-1435
 1987 -- Tye Cottle, 54-98-767
 1988 -- Tye Cottle, 143-262-1960
 1989 -- Tye Cottle, 131-235-1677
 1990 -- Tye Cottle, 99-179-1189
 1991 -- Chris Hatcher, 81-150-1088
 1992 -- Chris Hatcher, 264-400-2548
 1993 -- Chris Hatcher, 335-471-3651
 1994 -- Chris Hatcher, 367-508-4076
 1995 -- Lance Funderburk, 356-544-3706
 1996 -- Lance Funderburk, 342-532-4226
 1997 -- Donnie Johnston, 83-155-924
 1998 -- Brandon Cowart, 109-240-1446
 1999 -- Kenn Barnett, 61-133-889
 2000 -- Dusty Bonner, 351-488-4126

RECEIVING

1982 -- Carl Armstrong, 61-1028
 1983 -- Kelvin Sheppard, 22-388
 1984 -- Kevin Gray, 23-455
 1985 -- Darrien Teals, 33-448
 1986 -- Randy Fisher, 46-753
 1987 -- Randy Fisher, 36-585
 1988 -- Randy Fisher, 52-864
 1989 -- Randy Fisher, 51-690
 1990 -- Dexter Holiday, 25-393
 1991 -- Dexter Holiday, 23-375

RECEIVING CONT.

1992 -- Calvin Walker, 71-867
 1993 -- Calvin Walker, 82-944
 1994 -- Robert Williams, 86-1187
 1995 -- Sean Pender, 111-983
 1996 -- Rodney Brown, 61-1148
 1997 -- Mike Bowman, 43-728
 1998 -- Nikko Cooper, 35-581
 1999 -- Reggie Mosley, 24-384
 2000 -- Reggie Mosley, 67-1016

SCORING

1982 -- WR Carl Armstrong, 48
 K Brad Bauer, 48
 1983 -- RB Tracy Soles, 54
 1984 -- K Keith Moore, 59
 1985 -- K Keith Moore, 59
 1986 -- WR Randy Fisher, 60
 1987 -- K Rodney Fulk, 44
 1988 -- K Jack McTyre, 58
 1989 -- K Jack McTyre, 33
 1990 -- RB Ramon Allen, 78
 1991 -- K Don Kelly, 59
 1992 -- FB Dominique Ross, 72
 1993 -- FB Dominique Ross, 78
 1994 -- WR Robert Williams, 126
 WR Stanley Flanders, 126
 1995 -- WR Rodney Brown, 54
 1996 -- WR Nikko Cooper, 86
 1997 -- WR Mike Bowman, 66
 1998 -- K James Lightfoot, 38
 1999 -- WR Carlos Hope, 42
 2000 -- RB Aaron Jenkins, 78
 TE C.J. Lofton, 78

PUNTING

1982 -- Brad Bauer, 37.1 (L55)
 1983 -- Terry Mallory, 37.6 (L56)
 1984 -- Terry Mallory, 37.6 (L60)
 1985 -- Terry Mallory, 42.2 (L62)
 1986 -- Terry Mallory, 40.6 (L71)
 1987 -- Kevin Maddox, 35.6 (L49)
 1988 -- Mike McCullough, 34.9 (L49)
 1989 -- Mike McCullough, 36.1 (L52)
 1990 -- Brian Chestnutt, 35.8 (L52)
 1991 -- Chad Mosley, 40.6 (L64)
 1992 -- Chad Mosley, 36.4 (L53)
 1993 -- David Ashby, 39.4 (L55)
 1994 -- David Ashby, 40.4 (L64)
 1995 -- Wayne DeVane, 40.0 (L54)
 1996 -- Wayne DeVane, 38.1 (L65)
 1997 -- Wayne DeVane, 36.8 (L51)
 1998 -- Andy Gibbs, 35.7 (L72)
 1999 -- Kenn Barnett, 36.9 (L62)
 2000 -- Andy Gibbs, 38.9 (L60)

PUNT RETURNS

1982 -- Jimmy Francis, 30-199 (6.6)
 1983 -- Derrick Harris, 24-155 (6.5)
 1984 -- Derrick Harris, 18-198 (11.0)
 1985 -- Jimmy Francis, 29-140 (4.8)
 1986 -- Randy Fisher, 23-205 (8.9)
 1987 -- Randy Fisher, 19-192 (10.1)
 1988 -- Edward Jackson, 10-100 (10.0)
 1989 -- Edward Jackson, 26-158 (6.1)
 1990 -- Deon Searcy, 15-124 (8.3)
 1991 -- Antonio Hill, 27-276 (10.2)
 1992 -- Antonio Hill, 18-110 (6.1)
 1993 -- Stanley Flanders, 18-200 (11.1)
 1994 -- Stanley Flanders, 13-158 (12.2)
 1995 -- Gary Goff, 8-31 (3.9)
 1996 -- Gary Goff, 20-64 (3.2)
 1997 -- Eric Doggett, 24-260 (10.8)
 1998 -- Eric Doggett, 28-359 (12.8)

PUNT RETURNS CONT.

1999 -- Eric Doggett, 32-452 (14.1)
 2000 -- Reggie Mosley, 25-224 (9.0)

KICKOFF RETURNS

1982 -- Kelvin Sheppard, 20-422 (21.1)
 1983 -- Derrick Harris, 21-610 (29.0)
 1984 -- Derrick Harris, 27-534 (19.8)
 1985 -- Donnie Harrell, 15-280 (18.7)
 1986 -- Derwin Whatley, 11-288 (26.2)
 1987 -- Clifford Scott, 16-435 (27.2)
 1988 -- Donnie Harrell, 11-258 (23.5)
 1989 -- Eric Luke, 15-307 (20.5)
 1990 -- Eric Luke, 10-201 (20.1)
 1991 -- Calvin Walker, 12-300 (25.0)
 1992 -- Calvin Walker, 8-182 (22.8)
 1993 -- Calvin Walker, 8-188 (23.5)
 1994 -- Billy Poole, 12-284 (23.7)
 1995 -- Chris Jackson, 12-235 (19.6)
 1996 -- Vontrell Mitchell, 17-436 (25.7)
 1997 -- Wendell Olden, 19-427 (23.5)
 1998 -- Eric Doggett, 12-280 (22.3)
 1999 -- Reggie Mosley, 11-303 (27.6)
 2000 -- Reggie Mosley, 29-522 (18.0)

INTERCEPTIONS

1982 -- Timmy Massey, 3-30
 Jimmy Francis, 3-28
 1983 -- Dallis Smith, 5-91
 1984 -- Jimmy Francis, 4-31
 1985 -- Jimmy Francis, 5-109
 1986 -- Dallis Smith, 9-53
 1987 -- Calvin Orr, 4-71
 1988 -- Deon Searcy, 5-11
 1989 -- Deon Searcy, 4-29
 1990 -- Derick McCant, 2-35
 1991 -- Chris Dupree, 5-45
 1992 -- Antonio Hill, 2-72
 Walt Foy, 2-28
 1993 -- Tony Hill, 3-36
 1994 -- Tony Hill, 2-33
 Marcus Johnson, 2-18
 1995 -- Cornelius Seymour, 2-97
 Albert Fanoga, 2-13
 1996 -- Austin Harmon, 4-3
 1997 -- Jerome Mills, 5-59
 1998 -- Terrell Battle, 3-37
 Vaughn Clark, 3-0
 1999 -- Tabious Carter, 2-56
 Shamonta Dean, 2-48
 Demeakey Williams, 2-0
 2000 -- Ced Dickerson, 4-77

TACKLES-ASSISTS

1982 -- Cliff Fouty, 20-135=155
 1983 -- Lenny Parker, 47-76=123
 1984 -- Lenny Parker, 62-63=125
 1985 -- Jimmy Francis, 63-62=125
 1986 -- Jessie Tuggle, 42-87=129
 1987 -- Jimmy Brookins, 69-36=105
 1988 -- Jimmy Brookins, 73-52=125
 1989 -- Shaun Utley, 44-35=79
 1990 -- Freddie Richardson, 45-36=81
 1991 -- Chris Dupree, 33-39=72
 1992 -- Chris Dupree, 40-41=81
 1993 -- Erasmus Harvey, 39-41=80
 1994 -- Edward Mitchell, 55-44=99
 1995 -- Ryan Branch, 67-53=120
 1996 -- Jarmal Stevens, 56-46=102
 1997 -- Jesse Sutton, 43-62=105
 1998 -- Jesse Sutton, 43-67=110
 1999 -- Michael Williams, 42-46=88
 2000 -- Mike Fowler, 67-34=101



VALDOSTA STATE YEAR-BY-YEAR

1982 (5-5-1)

VSU	Opp
13 ...Mississippi College.....	28
24 ...Troy State	21
27 ...Georgia Southern.....	27
13 ...Central Florida.....	7
0 ...Delta State	27
11 ...Jacksonville State.....	43
36 ...Albany State	13
7 ...North Alabama	53
48 ...Kentucky State	13
22 ...West Alabama	21
29 ...Georgia Southern.....	45
230	298

Coach: Jim Goodman
GSC Record: 2-4 (6th)

1983 (5-6-0)

VSU	Opp
3 ...Mississippi College.....	26
12 ...Troy State	13
14 ...Savannah State	10
0 ...Central Florida.....	20
16 ...Delta State	24
11 ...Jacksonville State.....	37
20 ...West Georgia	13
0 ...North Alabama	27
32 ...Kentucky State	20
29 ...West Alabama	14
34 ...Georgia Southern.....	29
171	233

Coach: Jim Goodman
GSC Record: 2-5 (8th)

1984 (5-6-0)

VSU	Opp
49 ...Clark.....	0
28 ...Savannah State	7
38 ...UT Martin.....	6
5 ...Jacksonville State.....	12
12 ...Troy State	27
17 ...West Alabama	16
20 ...West Georgia	13
8 ...Georgia Southern.....	38
3 ...Mississippi College.....	10
11 ...Delta State	17
24 ...North Alabama	35
215	181

Coach: Jim Goodman
GSC Record: 3-5 (6th)

1985 (5-6-0)

VSU	Opp
3 ...Fort Valley State.....	17
27 ...Kentucky State	0

Coach: Jim Goodman
GSC Record: 3-5 (6th)

31 ...UT Martin.....	7
10 ...Jacksonville State.....	12
3 ...Troy State	10
5 ...West Alabama	10
49 ...West Georgia	12
19 ...Bishop	2
7 ...Mississippi College.....	28
39 ...Delta State	20
0 ...North Alabama	45
193	163

Coach: Jim Berryman
GSC Record: 3-5 (6th)

1986 (9-2)

VSU.....	Opp
17 ...Fort Valley State.....	0
7 ...Central Florida.....	10
49 ...UT Martin.....	24
29 ...Jacksonville State.....	25
10 ...Troy State	45
17 ...West Alabama	12
41 ...West Georgia	26
21 ...Savannah State	7
21 ...Mississippi College.....	10
31 ...Delta State	8
24 ...North Alabama	7
267	174

Coach: Mike Cavan
GSC Record: 7-1 (2nd)

1987 (6-4)

VSU	Opp
21 ...Fort Valley State.....	14
19 ...West Alabama	9
24 ...UT Martin.....	10
27 ...Jacksonville State.....	10
7 ...Troy State	44
49 ...West Georgia	14
35 ...Savannah State	16
12 ...Mississippi College.....	20
21 ...Delta State	24
16 ...North Alabama	17
231	178

Coach: Mike Cavan
GSC Record: 4-4 (4th)

1988 (6-3-1)

VSU	Opp
14 ...Fort Valley State.....	13
9 ...UT Martin.....	13
21 ...Jacksonville State.....	31
21 ...Troy State	16
20 ...West Alabama	7
17 ...West Georgia	14
48 ...Central Florida.....	19

Coach: Mike Cavan
GSC Record: 4-1-1 (2nd)

21 ...Mississippi College.....	31
28 ...Delta State	28
35 ...North Alabama	28
234	200

Coach: Mike Cavan
GSC Record: 4-3-1 (4th)

1989 (5-5)

VSU	Opp
10 ...Georgia Southern.....	31
14 ...Central Florida.....	35
35 ...UT Martin.....	14
15 ...Jacksonville State.....	17
20 ...Troy State	14
17 ...West Alabama	6
34 ...West Georgia	16
3 ...Mississippi College.....	32
16 ...Delta State	24
24 ...North Alabama	21
188	210

Coach: Mike Cavan
GSC Record: 5-3 (3rd)

1990 (5-5)

VSU	Opp
10 ...Georgia Southern.....	17
28 ...UT Martin.....	14
18 ...Jacksonville State.....	17
22 ...Troy State	20
46 ...West Alabama	7
37 ...West Georgia	2
22 ...East Tennessee State.....	37
10 ...Mississippi College.....	17
11 ...Delta State	26
10 ...North Alabama	26
214	183

Coach: Mike Cavan
GSC Record: 5-3 (4th)

1991 (6-3-1)

VSU	Opp
0 ...Central Florida.....	12
7 ...Fort Valley State.....	0
3 ...Jacksonville State.....	24
14 ...Troy State	20
20 ...West Alabama	7
38 ...West Georgia	37
59 ...Lees-McRae.....	13
10 ...Mississippi College.....	10
34 ...Delta State	27
34 ...North Alabama	17
219	167

Coach: Mike Cavan
GSC Record: 4-1-1 (2nd)



VALDOSTA STATE YEAR-BY-YEAR

1992 (5-4-1)

VSU	Opp
13Georgia Southern.....24
24Fort Valley State.....17
6Jacksonville State.....20
10Troy State.....26
42West Alabama.....15
28West Georgia.....42
31American International 21
28Mississippi College.....14
45Delta State.....7
24North Alabama.....24
251	210
Coach: Hal Mumme	
GSC Record: 3-2-1 (2nd)	

1993 (8-3)

VSU	Opp
65Mount Senario.....0
30Central Florida.....35
49Fort Valley State.....24
41Clark Atlanta.....12
42West Alabama.....13
68Tarleton State.....10
16West Georgia.....23
42Mississippi College.....21
33Delta State.....8
21North Alabama.....31
42Henderson State.....20
449	197
Coach: Hal Mumme	
GSC Record: 5-2 (2nd)	

1994 (11-2)

VSU	Opp
36Knoxville.....0
31Central Florida.....14
58Fort Valley State.....6
63Clark Atlanta.....6
63West Alabama.....0
38New Haven.....7
49West Georgia.....33
24Mississippi College.....7
57Delta State.....10
21North Alabama.....38
49Henderson State.....7
14Albany State.....7
24North Alabama.....27
527	162
Coach: Hal Mumme	
GSC Record: 6-1 (2nd)	

1995 (6-5)

VSU	Opp
34Gardner-Webb.....21
14North Dakota State.....19
24Texas-El Paso.....34
28Arkansas Tech.....0
24Central Arkansas.....30
27West Alabama.....20
41St. Ambrose.....0
37Delta State.....19
9North Alabama.....26
42Mississippi College.....16
6West Georgia.....44
286	229
Coach: Hal Mumme	
GSC Record: 4-3 (5th)	

1996 (10-3)

VSU	Opp
42Gardner-Webb.....16
49Truman State.....35
21Savannah State.....7
43Arkansas Tech.....26
34North Alabama.....31
52Arkansas-Monticello.....24
52West Alabama.....16
42Southern Arkansas.....0
28Delta State.....34
63Central Arkansas.....30
21West Georgia.....42
38Albany State.....28
19Carson-Newman.....24
504	313
Coach: Hal Mumme	
GSC Record: 6-2 (1st)	

1997 (6-5)

VSU	Opp
26Georgia Southern.....45
7Carson-Newman.....28
10Fort Valley State.....0
31Arkansas Tech.....14
21North Alabama.....0
58Arkansas-Monticello.....14
33West Alabama.....20
7Southern Arkansas.....17
23Delta State.....27
31Central Arkansas.....22
21West Georgia.....35
268	222
Coach: Mike Kelly	
GSC Record: 5-3 (T-4th)	

1998 (5-6)

VSU	Opp
20Albany State.....10
14Fort Valley State.....20
12Henderson State.....8
17Delta State.....20
31Arkansas Tech.....24
19West Alabama.....3
13Southern Arkansas.....40
10Central Arkansas.....17
50Arkansas-Monticello.....10
7North Alabama.....35
13West Georgia.....26
206	213
Coach: Mike Kelly	
GSC Record: 4-5 (5th)	

1999 (4-7)

VSU	Opp
18Albany State.....6
13Fort Valley State.....24
39Henderson State.....3
6Delta State.....9
14Arkansas Tech.....21
21West Alabama.....19
14Southern Arkansas.....28
33Central Arkansas.....20
31Arkansas-Monticello.....35
28North Alabama.....31
16West Georgia.....23
233	219
Coach: Mike Kelly*	
GSC Record: 3-6 (6th)	

*Mark Nelson was interim coach for final two games.

2000 (10-2)

VSU	Opp
42Albany State.....6
46Fort Valley State.....0
30Southern Arkansas.....29
53Central Arkansas.....20
56Henderson State.....21
35Delta State.....45
50Harding.....39
50West Alabama.....20
45North Alabama.....21
49Ouachita Baptist.....21
45West Georgia.....35
12Delta State.....49
513	310
Coach: Chris Hatcher	
GSC Record: 8-1 (1st)	



VSU RECORD BOOK

INDIVIDUAL GAME

RUSHING

Most Rushes: 35, Ramon Allen vs. UT Martin, 1990
Most Yards: 263, Vontrell Mitchell vs. Central Arkansas, 1996
Most Yards Lost: 77, James Owens vs. Jacksonville State, 1982
Best Average: 22.5, Dominique Ross vs. West Alabama, 1994
Longest Run From Scrimmage: 93, Dominique Ross vs. West Alabama, 1994
Most Touchdowns: 4, Donnie Harrell vs. West Georgia, 1985; Michael Williams vs. West Georgia, 1986; Ramon Allen vs. UT Martin, 1990

PASSING

Most Attempted: 70, Lance Funderburk vs. West Georgia, 1995
Most Completed: 45, Chris Hatcher vs. West Georgia, Mississippi College, 1993
Most Consecutive Completions: 20, Chris Hatcher vs. New Haven, 1994*
Most Yards: 480, Chris Hatcher vs. Mississippi College, 1993
Most Touchdowns: 7, Chris Hatcher vs. Clark Atlanta and Delta State, 1994; Dusty Bonner vs. Ouachita Baptist, 2000
Best Percentage: .938, Lance Funderburk vs. Tarleton State (15-16), 1993*
Longest Reception: 90, Chris Hatcher to Calvin Walker vs. Central Florida, 1993
Most Had Intercepted: 5, Chris Hatcher vs. North Alabama, 1993
Most Without An Interception: 56, Chris Hatcher vs. Mississippi College, 1993*

TOTAL OFFENSE

Most Plays: 74, Lance Funderburk vs. W. Georgia, 1995
Most Yards: 466, Lance Funderburk vs. West Alabama (OR, 466P), 1995

SCORING

Most Points: 24, Donnie Harrell vs. West Georgia, 1985; Michael Williams vs. West Georgia, 1986; Darrien Teals vs. Central Florida, 1988; Ramon Allen vs. UT Martin, 1990; Stanley Flanders vs. Fort Valley State, Delta State, 1994
Most Touchdowns: 4, Donnie Harrell vs. West Georgia, 1985; Michael Williams vs. West Georgia, 1986; Darrien Teals vs. Central Florida, 1988; Ramon Allen vs. UT Martin, 1990; Stanley Flanders vs. Fort Valley State, Delta State, 1994
Most TDs Responsible For: 7, Chris Hatcher vs. Clark Atlanta, Delta State, 1994; Dusty Bonner vs. Ouachita Baptist, 2000 (7 TD passes)
Most PATs Attempted: 9, Vernon Loree vs. Clark Atlanta, West Alabama, 1994; Todd Douthit vs. Central Arkansas, 1996
Most PATs Made: 9, Vernon Loree vs. Clark Atlanta, West Alabama, 1994; Todd Douthit vs. Central Arkansas, 1996
Most FGs Attempted: 4, Keith Moore vs. Georgia Southern, 1983, vs. North Alabama, 1984, vs. Kentucky State and Bishop, 1985; Jack McTyre vs. West Alabama, 1990; Don Kelly vs. Delta State, 1991
Most FGs Made: 4, Keith Moore vs. Bishop, 1985; Jack McTyre vs. West Alabama, 1990; Don Kelly vs. Delta State, 1991
Longest FG: 54, Keith Moore vs. Kentucky St., 1985*
Most Points Kicking: 16, Jack McTyre vs. West Alabama, 1990

RECEIVING

Most Caught: 20, Sean Pender vs. Mississippi College, 1995
Most Yards: 232, Reggie Mosley vs. W. Georgia, 2000
Most Touchdowns: 4, Darrien Teals vs. Central Florida, 1988; Stanley Flanders vs. Fort Valley State, Delta State, 1994

PUNTING

Most Punts: 11, Mike McCullough vs. Central Florida, 1989
Longest Punt: 72, Andy Gibbs vs. Delta State, 1998
Best Average: (min. 4 punts) 9-49.8, Terry Mallory vs. West Alabama, 1985

PUNT RETURNS

Most Returns: 7, Jimmy Francis vs. West Georgia, 1984; Tony Hill vs. Fort Valley State, 1991
Most Yards: 102, Eric Doggett vs. Henderson St., 1999
Longest for Touchdown: 59, Stanley Flanders vs. Clark Atlanta, 1994

KICKOFF RETURNS

Most Returns: 5, Kelvin Sheppard vs. N. Alabama, 1982; Derrick Harris vs. Georgia Southern, 1983
Most Yards: 147, Derrick Harris vs. Georgia Southern, 1983
Longest for Touchdown: 100, Aaron Jenkins vs. West Georgia, 2000

DEFENSE

Most Interceptions: 3, Jimmy Francis vs. Bishop, 1985
Most Yards Returned: 62, Jimmy Francis vs. Bishop, 1985
Most Total Tackles: 24, Ryan Branch vs. Texas-El Paso, 1995
Most Solo Tackles: 17, Jimmy Brookins vs. Mississippi College, 1988
Most Sacks: 4, Robert Morris vs. UT Martin, 1989; Richard Freeman vs. North Alabama, 1997
Most Assists: 18, Harvey Carter vs. Georgia Southern, 1982
Most Fumble Recoveries: 3, Anthony Newsome vs. Delta State, 1983

*Conference Record

INDIVIDUAL SEASON

RUSHING

Most Rushes: 256, Dominique Ross, 1994*
Most Yards: 1473, Dominique Ross, 1994
Most Yards Lost: 307, James Owens, 1982
Best Average: 7.3, Vontrell Mitchell, 1996 (186-1355)
Best Game Average: 113.3, Dominique Ross, 1994 (1473, 13 games)
Most Touchdowns: 13, Dominique Ross, 1993, 1994

PASSING

Most Attempted: 544, Lance Funderburk, 1995*
Most Completed: 367, Chris Hatcher, 1994*
Most Without an Interception: 177, Chris Hatcher, 1993*
Best Percentage: .722, Chris Hatcher, 1994*
Most Completions Per Game: 32.4, Lance Funderburk, 1995*
Most Yards: 4226, Lance Funderburk, 1996*
Most Yards Per Game: 343.8, Dusty Bonner, 2000
Most Touchdowns: 55, Chris Hatcher, 1994*; Dusty Bonner, 2000*
Most Had Intercepted: 15, Tye Cottle, 1989

TOTAL OFFENSE

Most Plays: 581, Lance Funderburk, 1995*
Most Yards: 4167, Lance Funderburk, 1996*
Most Yards Per Game: 330.4, Dusty Bonner, 2000

SCORING

Most Points: 126, Robert Williams, Stanley Flanders, 1994*
Most Touchdowns: 21, Robert Williams, Stanley Flanders, 1994*
Most TDs Responsible For: 56, Dusty Bonner, 2000 (55 passing)*
Most PATs Attempted: 71, Vernon Loree, 1994*
Most PATs Made: 67, Vernon Loree, 1994*
Most Consecutive PATs: 50, Vernon Loree, 1994
Most FGs Attempted: 23, Jack McTyre, 1990
Most FGs Made: 17, Jack McTyre, 1990
Most Points Kicking: 85, Vernon Loree, 1994

RECEIVING

Most Caught: 111, Sean Pender, 1995*
Most Yards: 1187, Robert Williams, 1994*
Most Touchdowns: 21, Robert Williams, 1994*

PUNTING

Most Punts: 80, Andy Gibbs, 1998
Best Average: 42.2, Terry Mallory, 1985

PUNT RETURNS

Most Returns: 30, Jimmy Francis, 1982
Best Average: 12.8, Eric Doggett, 1998
Most Yards: 359, Eric Doggett, 1998

KICKOFF RETURNS

Most Returns: 29, Reggie Mosley, 2000
Best Average: 29.0, Derrick Harris, 1983
Most Yards: 610, Derrick Harris, 1983

DEFENSE

Most Interceptions: 9, Dallis Smith, 1986
Most Yards Returned: 109, Jimmy Francis, 1985
Most Total Tackles: 155, Cliff Fouty, 1982
Most Solo Tackles: 67, Ryan Branch, 1995
Most Assists: 135, Cliff Fouty, 1982
Most Sacks: 14, Antonio Edwards, 1990; Richard Freeman, 1997
Most Fumble Recoveries: 4, Erasmus Harvey, 1994

*Conference Record

INDIVIDUAL IN A CAREER

RUSHING

	ATT	YARDS	AVG.	TDs
Dominique Ross, 1992-94	576	3237	5.6	36
Ramon Allen, 1988-91	672	3071	4.6	26
Vontrell Mitchell, 1995-98	485	2655	5.5	11
Donnie Harrell, 1985-88	407	1904	4.7	10
Eric Clark, 1985-88	292	1301	4.5	3
David Glisson, 1993-96	195	1191	6.1	8
Chad Tanner, 1990-92	244	1156	4.7	4
Henry Chubb, 1982-83	221	1143	5.2	5
Max Vickers, 1983-86	247	955	3.9	9
Michael Williams, 1985-86	194	898	5.5	8

PASSING

	COMP	ATT	YARDS	INT	TDs
Chris Hatcher, 91-94	1047	1529	11,363	39	121
Lance Funderburk, 92-96	731	1127	8192	27	67
Tye Cottle, 87-90	427	774	5593	47	50
Dusty Bonner, 2000-A	351	488	4126	8	55
Mark Dace, 84-87	241	477	3459	36	25
James Owens, 82	169	339	2258	14	15
Terry Mallory, 83-86	77	186	1227	14	8

TOTAL OFFENSE

	PLAYS	RUSH	PASS	TOTAL	TD
Chris Hatcher, 91-94	1642	-339	11,363	11,024	125
Lance Funderburk, 92-96	1206	-232	8192	7960	75
Tye Cottle, 87-90	1034	-44	5593	5549	57
Mark Dace, 84-87	850	606	3459	4065	35
Dusty Bonner, 2000-A	534	-161	4126	3965	56
Dominique Ross, 92-94	576	3237	0	3237	36
Ramon Allen, 88-91	675	3071	4	3075	27
Vontrell Mitchell, 95-98	487	2655	38	2693	12
James Owens, 82	402	-16	2258	2096	15



SCORING	TD	FG	PAT	PTS
Dominique Ross, 1992-94	38	0	0	228
Keith Moore, 1983-86	0	32	76	202
Robert Williams, 1991-94	31	0	0	186
Vernon Loree, 1993-95	0	18	132	186
Stanley Flanders, 1993-94	30	0	0	180
Ramon Allen, 1988-91	28	0	1	170
Jack McTyre, 1988-90	0	34	57	159
Randy Fisher, 1986-89	26	0	0	156
Vernon Loree, 1993-95	0	12	112	148
Rodney Brown, 1995-96	22	0	0	132
Don Kelly, 1990-92	0	22	61	127
Tracy Soles, 1982-83	16	0	0	96
Darrien Teals, 1985-88	16	0	0	96
Calvin Walker, 1990-93	15	0	0	90
Reggie Mosley, 1999-A	15	0	0	90

RECEIVING	CATCHES	YARDS	TDs
Sean Pender, 1992-96	247	2072	9
Randy Fisher, 1986-89	185	2892	26
Robert Williams, 1991-94	185	2726	31
Steve Greer, 1991-94	179	2025	13
Calvin Walker, 1990-93	167	2026	15
Darrien Teals, 1985-88	105	1650	16
Stanley Flanders, 1993-94	101	1581	29
Rodney Brown, 1995-96	95	1636	20
Tirrell Andrews, 1994-96	94	1280	4
C.J. Lofton, 1999-A	94	1088	14
Blake Duncan, 1989-93	92	749	9
Reggie Mosley, 1999-A	91	1380	15
Angelo Williams, 1992-95	87	708	9
Dexter Holiday, 1989-91	67	1170	9
Carlos Johnson, 2000-A	66	991	8
Nikko Cooper, 1996	63	865	14
Carl Armstrong, 1982	61	1028	8

PUNTING	PUNTS	YARDS	AVG.
David Ashby, 1993-94	62	2476	39.9
Terry Mallory, 1983-86	272	10,732	39.5
Wayne DeVane, 1995-97	134	5119	38.2
Chad Mosley, 1991-92	72	2735	38.0
Brad Bauer, 1982-84	63	2341	37.2
Kenn Barnett, 1999-A	62	2289	36.9
Andy Gibbs, 1998, 2000	118	4331	36.7
Brian Chestnutt, 1989-1991	68	2442	35.9

PUNT RETURNS	RETURNS	YARDS	AVG.
Eric Doggett, 1997-99	84	1071	12.8
Stanley Flanders, 1993-94	31	358	11.5
Randy Fisher, 1986-89	56	473	8.4
Jimmy Francis, 1982-85	84	473	5.6
Derrick Harris, 1983-84	42	353	8.4

KICKOFF RETURNS	RETURNS	YARDS	AVG.
Derrick Harris, 1983-84	48	1144	23.8
Reggie Mosley, 1999-A	40	825	20.6
Eric Doggett, 1997-99	27	612	22.7
Donnie Harrell, 1985-88	27	566	21.0
Kelvin Sheppard, 1982-83	28	556	19.9
Wendell Olden, 1997	19	427	22.5

KICK SCORING	PAT A/M	FG A/M	PTS
Keith Moore, 1983-86	83-76	65-42	202
Vernon Loree, 1993-95	141-132	24-18	186
Jack McTyre, 1988-90	58-57	45-34	159
Don Kelly, 1990-92	62-61	35-22	127
James Lightfoot, 1997-98	55-49	20-11	82
Jason Guzzardo, 2000	68-57	8-5	72
Todd Douthit, 1996	45-37	6-4	49
Brad Bauer, 1982-84	27-24	14-8	48

INTERCEPTIONS	NO.	YARDS	TDs
Dallis Smith, 1983-86	21	209	0
Jimmy Francis, 1982-85	14	160	0
Calvin Orr, 1986-89	10	172	0
Deon Searcy, 1987-90	12	73	0

SACKS	NO.
Andre Hampton, 1992-94	36
Antonio Edwards, 1990-93	34

TEAM GAME

RUSHING

Most Rushes: 75 vs. Arkansas Tech, 1999
 Most Yards: 391 vs. Arkansas Tech, 1999
 Most Yards Lost: 103 vs. North Alabama, 1984
 Best Average: 13.4 vs. West Alabama, 1994
 Most Touchdowns: 6 vs. Lees-McRae, 1991

PASSING

Most Attempted: 70 vs. West Georgia, 1995
 Most Completed: 52 vs. St. Ambrose, 1995
 Most Yards: 508 vs. St. Ambrose, 1995
 Most Touchdowns: 7 vs. Tarleton State, 1993; Clark Atlanta, Delta State, 1994
 Best Percentage: .886 vs. New Haven (39-44), 1994
 Most Had Intercepted: 7 vs. Fort Valley State, 1985
 Most Without An Interception: 56 vs. Mississippi College, 1993

TOTAL OFFENSE

Most Plays: 97 vs. Arkansas Tech, 1999
 Most Yards: 648 (193R, 455P) vs. N. Alabama, 2000

SCORING

Most Points: 68 vs. Tarleton State, 1993
 Most Touchdowns: 10 vs. Tarleton State, 1993*
 Most PATs Attempted: 10 vs. Tarleton State, 1993
 Most PATs Made: 9 vs. Clark Atlanta, West Alabama, 1994; Central Arkansas, 1995
 Most FGs Attempted: 4 vs. Georgia Southern, 1983; vs. N. Alabama, 1984; vs. Kentucky St. and Bishop, 1985, vs. W. Alabama, 1990, vs. Delta State, 1991
 Most FGs Made: 4 vs. Bishop, 1985; vs. W. Alabama, 1990; vs. Delta State, 1991
 Most Points Kicking: 16 vs. W. Alabama, 1990

PUNTING

Most Punts: 11 vs. Central Florida, 1989
 Best Average: (min. 4 punts) 9-49.8 vs. W. Alabama, 1985

PUNT RETURNS

Most Returns: 10 vs. W. Alabama, 1984
 Most Yards: 117 vs. Henderson State, 1999
 Longest for Touchdown: 59 vs. Clark Atlanta, 1994

KICKOFF RETURNS

Most Returns: 6 vs. North Alabama, 1982; vs. Troy State, Georgia Southern, 1984; West Georgia, 1995
 Most Yards: 147 vs. Georgia Southern, 1983
 Longest for Touchdown: 99 vs. West Alabama, 1994

FIRST DOWNS

Most Total: 39 vs. West Alabama, 1996
 Most Rushing: 26 vs. Arkansas Tech, 1999
 Most Passing: 26 vs. St. Ambrose, 1995
 Most by Penalty: 6 vs. Delta State, 1994; West Alabama, 1996

PENALTIES

Most Penalties: 19 vs. Arkansas-Monticello, 1997
 Fewest Penalties: 1 vs. Troy State, 1984; vs. North Alabama, 1985

Most Yards: 170 vs. Albany State, 1999
 Fewest Yards: 5 vs. Troy State, 1984; vs. North Alabama, 1985

FUMBLES

Most: 7 vs. North Alabama, 1983
 Most Lost: 5 vs. N. Alabama, 1983; vs. W. Georgia, 1985

DEFENSE

Most Interceptions: 6 vs. UT-Martin, 1986; vs. Arkansas-Monticello, 1998
 Most Yards Returned: 117 vs. W. Alabama, 1990
 Most Fumbles Recovered: 7 vs. Savannah State, 1984
 Most Yards Rushing: 545 vs. North Alabama, 1982
 Most Yards Passing: 437 vs. Central Florida, 1993
 Fewest Yards Rushing: minus 29 vs. Central Florida, 1988
 Fewest Yards Passing: 3 vs. West Alabama, 2000
 Fewest Yards Total: 22 vs. Mount Senario, 1993
 Most Sacks: 7 vs. Fort Valley State, Arkansas Tech, 1997, Arkansas Tech, 1998, Fort Valley State, 1999

TEAM SEASON

RUSHING

Most Rushes: 545, 1985
 Most Net Yards: 1968, 1985
 Most Yards Lost: 550, 1984
 Best Average Per Carry: 5.45, 1996
 Best Average Per Game: 182.3, 1987
 Most Touchdowns: 28, 1996

PASSING

Most Attempted: 594, 1994*
 Most Completed: 409, 1994*
 Most Yards: 4389, 1994*
 Average Yards Gained Per Game: 363.4, 2000*
 Best Average Per Completion: 14.9, 1983
 Most Had Intercepted: 23, 1984
 Most Without An Interception: 177, 1993
 Most Touchdowns: 55, 1994*, 2000*

TOTAL OFFENSE

Most Plays: 964, 1994
 Most Yards: 5995, 1994
 Best Average: 483.8, 2000

SCORING

Most Points: 527, 1994
 Most Touchdowns: 73, 1994, 2000
 Most PATs Attempted: 71, 1994*
 Most PATs Made: 67, 1994*
 Most FGs Attempted: 23, 1990
 Most FGs Made: 17, 1990
 Most 2-Point PATs Attempted: 7, 1995, 1996
 Most 2-Point PATs Made: 5, 1984

PUNTING

Most Punts: 85, 1998
 Best Average: 40.6, 1985

PUNT RETURNS

Most Returns: 40, 1984
 Most Yards: 386, 1998
 Best Average: 11.7, 1994

KICKOFF RETURNS

Most Returns: 50, 2000
 Most Yards: 961, 2000
 Best Average: 24.8, 1987

FIRST DOWNS

Most Total: 308, 2000
 Most Rushing: 109, 1986
 Most Passing: 191, 2000*
 Most by Penalty: 31, 1996

PENALTIES

Most Penalties: 130, 1994
 Fewest Penalties: 48, 1987
 Most Yards: 1160, 1994
 Fewest Yards: 383, 1987

FUMBLES

Most: 40, 1984
 Most Lost: 21, 1983
 Fewest: 14, 1995
 Fewest Lost: 8, 1993, 1995

DEFENSE

Fewest Points Allowed: 162, 1994
 Most Points Allowed: 313, 1996
 Most Interceptions: 32, 1986*
 Most Yards Returned: 311, 1987
 Most Fumbles Recovered: 24, 1984
 Fewest Yards Rushing Allowed: 1228, 1986
 Most Yards Rushing Allowed: 2664, 1982
 Fewest Yards Passing Allowed: 1100, 1998
 Most Yards Passing Allowed: 2236, 1996
 Fewest Yards Total Allowed: 2807, 1990
 Most Yards Total Allowed: 4395, 1982
 Takeaway-Giveaway: plus 19, 1986
 Most Sacks: 42, 1994

*Conference Record



BLAZER LETTERMEN

- A -

Ashley Abrams, DB 1982
 Marlin Adams, LB 2000
 Howard Akers, WR 1987-88
 Matt Alexander, OT 1990-91
 Jody Allen, DE 1982
 Ramon Allen, RB 1988-91
 Steve Allen, OT 1982
 Tony Allen, RB 1985
 Greg Alley, OG 1982-83
 Kelvin Anderson, WR 1993
 Tirrell Andrews, WR 1994-96
 Carl Armstrong, WR 1982
 Cary Arneson, DB 1982
 David Ashby, P 1993-94
 Eddie Ashley, RB 1990
 Eugene Autry, DB 1993-94

- B -


Keith Backstrom, LB 1988-89
 Darryl Baker, LB 1999-00
 Desmon Baker, DE 1995-96
 Mike Baldwin, DB 1990
 Bryan Banks, OT 1984-87
 David Banks, TE 1992-94
 Tony Barnes, LB 1999-00
 Kenn Barnett, QB/P 1999
 Rodrigus Bartell, WR 1986
 Bo Barzilauskas, DL 1999
 Terrell Battle, DB 1996-98
 Brad Bauer, K 1982-84
 Marc Beach, WR 1991-92
 Pernell Bee, RB 1983
 Anthony Beedles, DB 1999
 Travis Bemby, DB 1992
 Mike Berry, DL 1992-94
 Andy Bishop, K 1998-2000
 Stacey Blake, OT 1982-83
 Andy Blanchard, LB 1984-86
 Jeremiah Blount, RB 1987
 Oliver Blount, DT 1985-86
 Steve Bodi, DE 1983-84
 Elson Bolar, DT 1983-84
 Keith Bonnell, OT 1983-85
 Dusty Bonner, QB 2000
 Bobby Booker, LB 1987-89
 Shawn Bostick, C 1990-93
 Mike Bowman, WR 1996-97
 Robert Boyette, DL 1982
 Keith Braddock, DB 1993-94
 Delrick Bradley, DB 1999-00
 Ryan Branch, LB 1993-96
 Shawn Brannen, OT 1993-94
 Derek Braxton, DB 1998-00
 Michael Brenton, OG 1987-90
 Joey Brett, QB 1991
 Milon Brezial, WR 2000
 Lardell Brinson, WR 1994, 96
 Terrence Brisbon, RB 1984
 Jason Brock, OG 1989
 Charles Brooks, DT 1985
 Adam Brown, TE 1999
 Arthell Brown, DB 2000
 Carlos Brown, FB 1996
 Rodney Brown, WR 1995-96
 Wesley Brown, DB 2000

- C -

Rod Callaway, DT 1987-90
 Bret Calzaretta, LB 1982
 Cedric Campbell, RB 1984
 Vince Capece, LB 1983-85
 Harvey Carter, DL 1982
 Tabious Carter, DB 1999-00
 Mark Catano, OT 1982-83
 Dean Chandler, DT 1996
 Greg Chapman, OG 1999-00
 Darryl Cherry, OG 1994
 Brian Chestnutt, P 1989-91
 Mike Christopher, RB 1999-00
 Henry Chubb, RB 1982-83
 Eric Clark, RB 1985-88
 Josten Clark, C 1991-94



RAMON ALLEN - RB



BRYAN BANKS - OT



BRAD BAUER - K



JIMMY BROOKINS - LB



MARK CATANO - OT



HENRY CHUB - RB



CARY CODY - WR

Tommy Clark, C 1990-92, 94
 Vaughn Clark, DB 1996-99
 Julanda Clayton, DB 1995-96
 Reggie Cockerm, LB 1997, 99-00
 Cary Cody, WR 1982, 84-86
 Jay Coley, WR 1982
 Keith Cooksey, WR 1993, 95-97
 Greg Cooper, RB 1998-00
 Nikko Cooper, WR 1996, 98
 Marcus Copeland, FB 1987-90
 Roger Copeland, LB 1987
 Jeff Corley, DS 1999-00
 Tye Cottle, QB 1987-90
 Vic Crawford, DB 1984
 Elkannah Crockett, DB 1982
 Nathan Cronin, QB 1997-99
 Kevin Crosby, FB 1992

- D -

Mark Dace, QB 1984-87
 Rod Dalton, WR 2000
 J.D. Daniels, WR 1982
 Chris Davenport, LB 1989-90
 Calvin Davis, LB 1990
 Kelvin Davis, DT 1988
 Mike Davis, WR 1994-95
 Reginald Davis, WR 1988-91
 Rick Davis, QB 1982
 Shamonta Dean, DB 1999-00
 Fran Delaney, DS 1988-89
 Jamie Deloach, QB 1992-95
 Wayne DeVane, P 1994-97
 Richard DeWees, LB 1989
 Ced Dickerson, DB 1999-00
 Jerry Dillard, K 1993
 Shaunta Dismuke, DB 1999
 Derek Dixon, DB 1997-98
 Eric Doggett, WR 1997-99
 Artie Dovers, OG 1982
 Derek Dragon, DB 1999
 Todd Douthit, K 1995-96
 Jody Dowda, OT 1990-91
 Blake Duncan, FB 1989-91, 93
 Chuck Dunmon, OT 1982-85
 Chris Dupree, DB 1989-91

- E -

John Eaton, OG 1982
 Antonio Edwards, DE 1989-92
 Kewon Edwards, LB 1999
 Bill Epps, OG 1997-98, 00

- F -

Albert Fanoga, DB 1995
 Leon Farmer, LB 1985
 Ken Fasnacht, WR 1983
 Eric Faulkner, DE 1984-87
 Matt Fiorelli, DE 1992-95
 Randy Fisher, WR 1986-89
 Mike Fitzpatrick, WR 1990
 Stanley Flanders, WR 1993-94
 Tim Fleming, OG 1993
 Steve Foote, C 1994-95
 Reggie Ford, WR 1982
 Cliff Fouty, LB 1982-83
 Mike Fowler, LB 1999-00
 David Fox, DE 1996-98
 Walt Foy, DB 1991-94
 Jimmy Francis, DB 1982-85
 Travis Francis, RB 1999-00
 Richard Freeman, DE 1996-97
 Dennis Fryzel, WR 1997-98, 00
 Rodney Fulk, K 1987
 J.T. Fuller, LB 1996-99
 Darrell Funderburk, QB 1985-88
 Lance Funderburk, QB 92-93, 95-96

- G -

Cedric Gantt, DL 1986
 Chris Gaston, LB 1997
 Bert Gelis, DL 1985-88
 Tommy George, DL 1999
 Andy Gibbs, P 1998, 00
 Erik Gibson, WR 1997-98
 James Gibson, DL 1983-86

1990-92, 94
 1996-99
 1995-96
 1997, 99-00
 1982, 84-86
 1982
 1993, 95-97
 1998-00
 1996, 98
 1987-90
 1987
 1999-00
 1987-90
 1984
 1982
 1997-99
 1992




TYE COTTLE - QB



REGINALD DAVIS - RB



RANDY FISHER - WR



DEXTER HOLIDAY - WR



JEROME JACKSON - RB



KEITH JONES - TE



MAURICE JORDAN - DT

Mike Gibson, DB 1993-95
 David Gilyard, LB 1982
 Kris Gingrow, OL 1995-97
 John Gladden, LB 1990-92
 Jeff Glazer, DB 1998
 David Glisson, RB 1993, 95
 Gary Goff, WR 1995-96
 Keith Gosse, OG 1999-00
 Chad Grabowski, DE 1998-99
 Matt Grabowski, WR 1998
 John Gray, DL 1982-83
 Kevin Gray, WR 1984
 Shadrack Green, TE 1993
 Jeff Greer, DE 1995-96
 Steve Greer, WR 1991-94
 Lewis Grier, QB/WR 1999-00
 Steve Griffin, QB 1982-83
 Ryan Grubbs, LB 1984
 John Gulyas, OT 1997-99
 Jason Guzzardo, K 2000

- H -

Jack Hall, DE 1996
 Paul Hall, LB 1990-91
 Stanley Hall, RB 1989-90
 Todd Hall, C 1996
 Wayne Hamm, TE 1982-84
 Andre Hampton, DE 1992-94
 Dennis Hampton, DE 1993
 Jeff Hanton, DB 1982-83, 1985-86
 Rico Harley, OT 1999-00
 Austin Harmon, DB 1996-98
 Donnie Harrell, RB 1985-88
 Derrick Harris, DB 1983-84
 Jonathan Harris, TE 1992-94
 Dwayne Hart, DB 1987-90
 Erasmus Harvey, LB 1991-94
 Chris Hatcher, QB 1991-94
 Ross Hawthorne, LB 2000
 Ashley Henderson, OG 2000
 Mike Henry, C 1983-84
 Chester Hightower, LB 1986
 Derrick Hill, DE 2000
 Tony Hill, DB 1991-94
 John Hinson, DL 1992-94
 John Hobdy, QB 2000
 Craig Hodge, DL 1999
 Rory Hogan, DL 1997-00
 Dexter Holiday, WR 1986, 89-91
 Mendez Hollis, DB 1997-99
 Cedric Holton, DB 1998
 Jimmy Holton, OG 1987
 Jeff Hooks, LB 1985-86
 Carlos Hope, WR 1995, 97-99
 Averil Houston, DB 1995
 Bo Houston, OG 1990-91
 Greg Hoven, WR 1984-85
 James Hubbard, OG, NG 1992-95
 Doug Hunter, QB 1983-85

- J -

Chris Jackson, CB 1995
 Edward Jackson, DB 1987-89
 Jerome Jackson, RB 1982-83, 86
 Stonewall Jackson, RB 1985
 Eric Jarvis, C 1982-83
 Willie Jefferson, LB 1983
 Jason Jelks, DB 1993-95
 Aaron Jenkins, RB 2000
 Kenny Jennings, DB 1983-84
 Brandon Jernigan, OL 1996-97
 Carlos Johnson, WR 2000
 Casey Johnson, DE 1990
 Chris Johnson, DE 1998-00
 Emanuel Johnson, DL 1993-94
 Marcus Johnson, DB 1991-94
 Tommy Johnson, DE 1994-95
 Donnie Johnston, QB 1995-98
 Barry Jones, FB 1992-93
 Keith Jones, TE 1986-89
 Maurice Jordan, DL 1986-89
 Tyrone Jordan, WR 2000
 Dominic June, LB 1997-98



BLAZER LETTERMEN

- K -

Don Kelly, K 1990-92
John Kenny, OL, DL 1989-91
Jason King, OT 1998-00
Jimmy King, TE 1993-94
Scott Klees, QB 1990
York Kurinsky, OL 1992-93

- L -

Trevor Lansford, RB 1994
Lance Laskey, TE 1988
Mike Laussen, DL 1995
Mark Lawson, LB 1982-84
Tauseh Letuli, OL 1994-95
Archie Lewis, DB 1994
James Lightfoot, K 1997-98
Ray Lloyd, C 1983-86
James Lockhart, LB 1993-96
C.J. Lofton, TE 1999-00
Scott Long, TE 1989-91
Scottie Long, LB 1986
Stan Long, OG 1983
Vernon Loree, K 1993-95
Mikeal Lovejoy, DB 1986-88
Eric Luke, DB 1988-91
Jeremy Lundy, OL 1994-96
Marcellas Lyles, DE 1997, 99

- M -

George Mackey, DE 1982
Kevin Maddox, P 1987
Pat Magennis, OL 1995
Terry Mallory, QB-P 1983-86
Brad Martin, WR 1983
Derryl Mason, WR 1983-84
Timmy Massey, DB 1982-85
William Massey, RB 1985
Octavio Matamoros, OG 1992
Alvoid Mays, DB 1984
Mike McBride, RB 1982
Larry McCall, K 1996-97
Derick McCant, DB 1989-91
Harold McClain, DL 1989-92
Wade McCool, OG 1999
Ryan McCormick, TE 1995
Clint McCrory, DL 1982
Mike McCullough, P 1988-89
Deon McGhee, DE 1999-00
Alex McKinnie, RB 1982-83
Drew McPhail, OL 1994-96
James McRae, TE 1986-87
Jack McTyre, K 1988-90
Danny Metcalf, LB 1987-88, 90
Keith Miles, DE 1987
Vic Miller, LB 1999-00
Jerome Mills, DB 1996-97
Herbert Mingo, RB 1991
Charles Mitchell, LB 1984-86
Edward Mitchell, LB 1993-94
Rob Mitchell, WR 1983
Vontrell Mitchell, RB 1995-98
Clifton Montgomery, RB 1984
Donald Monte, OG 1982
Harvey Moore, OL 1996, 2000
Keith Moore, K 1983-86
Matt Moore, OL 1991-94
Robert Morris, DE 1986-89
Gary Morton, DB 1992
Chad Mosley, P 1991-92
Jackson Mosley, DB 1982
Reggie Mosley, WR 1999-00
Scott Mowry, LB 1985-88
Felise Muai, OL 1995-96
Matt Mumme, QB 1994, 96
Tony Murphy, LB 1987
Darrell Mydell, DB 1993-94

- N -

J.R. Neal, OT 2000
Tremaine Neal, LB 1997-98
Carlton Nelson, RB 1996-97
Clay NeSmith, DL 1986
Anthony Newsome, DE 1983
David Niemeyer, DL 1982



HAROLD McCLAIN - DT




JACK McTYRE - K



JAMES McRAE - TE



SCOTT MOWRY - LB



WILL O'STEEN - C



LENNY PARKER - LB



BEN REAVES - TE

John Norris, OT 1984-87
Alberto Nurse, LB 1995-98

- O -

Alex Oakes, LB 1988
Sammy Ogletree, LB 1999
Wendell Olden, RB 1997
Calvin Orr, DB 1986-89
Willie Osborn, WR 1989
Will O'Steen, C 1988-91
James Owens, QB 1982

- P -

Ted Palmer, DS 1988-90
Josh Parker, DL 1997
Lenny Parker, LB 1983-84
Michael Parker, OT 1987-90
George Parsons, LB 1992-93
Tully Payne, C 1998-00
Sean Pender, WR 1992-93, 95-96
Buddy Phillips, OT 1987-88
Desmond Phillips, WR 1995
Larry Pividal, TE 1982
Alan Pohalski, DL 1982
Anthony Poole, DT 2000
Billy Poole, RB 1993-94
Richard Popkin, OT 1992
Eric Porter, LB 1988
Patrick Prewitt, QB 1997
Sammie Price, DL 1985
Don Pumphrey, OT 1984-85

- R -


Ryan Rackley, DB 2000
Jerry Randall, DL 1984-85
Andre Randle, DL 1993-94
Jessie Randle, DB 1990
Buddy Ratledge, OT 1983-85
Jason Ray, OL 1997
Marcus Ray, RB 1997-00
Ben Reeves, TE 1983-86
Charles Reddick, DL 1987-88
Keith Reddings, DE 1983-86
Quinton Reed, DB 1983-84
Jack Reeves, DE 1992
Robert Renfro, DL 1983-84
Luis Reveiz, K 1983
Jason Richards, OL 1990
Freddie Richardson, LB 1990
Rodney Rigdon, DE 1994
Andrew Riley, TE 2000
Rusty Rivers, OG 1984
Barry Roberson, LB 1989-91
Julian Roberts, DE 1996
Joe Robinson, WR 1999
Tyrone Rogers, RB 1991
Dominique Ross, FB 1992-94
Lee Rourk, LB 1983
John Royal, LB 1987

- S -

Kevin Sams, DB 1997
Homer Sanders, WR 1983
Shaun Sanders, DL 1999-00
Drew Sauls, WR 1984-85
Mike Scantling, TE 1983
Richard Schillie, TE 1983
Clifford Scott, DB 1987-90
Deon Searcy, DB 1987-90
Mike Sellars, C 1986-87
Brock Sellers, C 1982
Cornelius Seymour, LB 1994-95
Andy Sharpless, OG 1982-84
Kelvin Sheppard, WR 1982-83
Jimbo Shubert, LB 1996-98
Pete Shuttlers, DL 1982-83
Dean Siegel, DE 1984-85
James Sirmans, LB 1993-94
Albert Smith, RB 1984, 1987
Anthony Smith, LB 1983
Dallis Smith, DB 1983-86
Dennis Smith, DB 1983-86
Jerome Smith, DE 1983
Larry Smith, WR 2000
Tavaris Smith, LB 1995-96




CLIFFORD SCOTT - SS



DALLIS SMITH - DB



DARRIEN TEALS - WR




SHAWN UTLEY - LB



MAX VICKERS - FB



MARCUS WALKER - DT



RANDY WILLIAMS - C

Terry Smith, DB 1994-96
Tracy Soles, RB 1982-83
Antonio Speed, LB 1995, 97-99
Chuck Stamey, OT 1990-93
Jarmal Stevens, DB 1994-97
Dan Strickland, DT 1983-86
James Strickland, C 1982
Mel Stripling, OT 1982
Ryan Sulkowski, C 1996-98
Roger Sullivan, OL 1996
Jesse Sutton, LB 1995-98
Ricky Sutton, DL 1982
R.D. Swain, OG 1983-86
Ricky Swales, DE 1990

- T -

Greg Talley, DE 1992
Chad Tanner, RB 1990-92
Lee Tarpley, TE 2000
Darrell Tarver, DE 1986-89
Brad Tate, LB 1992
Larry Tatum, C 1984
Hunter Taylor, DL 1997
John Taylor, TE 1996-97
Darrien Teals, WR 1985-88
Freddie Thomas, LB 1984-85
Curtis Thompson, LB 1983
Hugh Thompson, QB 1982
Jay Thompson, OG 1996-97
Anthony Thornton, DL 1990-91
Gary Thornton, DB 1990-91
Brad Trout, DB 1993-94, 1996-97
Tony Troutman, DT 2000
Jessie Tuggle, LB 1983-86
Mike Tuggle, OG 1991
John Turley, DE 1984
Darren Turner, DL 1991
Marquis Turner, DB 2000
Terry Turner, DL 1995-98

- U -

Artie Ulmer, DL 1996
Shawn Utley, LB 1989

- V -

Arto Vartanian, DT 1997-98
Jason Vaughan, QB 1997
Max Vickers, FB 1983-86

- W -

Calvin Walker, WR 1990-93
Marcus Walker, DL 1989-92
Reggie Walker, RB 1992-94
Jay Walls, DL 1983-85
Charles Walsh, OT 1992-94
Geoff Walters, TE 1984-85
Emmett Watkins, LB 1984-87
Zim Watters, DL 1986
Arthur Webb, WR 1984
Corey Weed, TE-DE 1995-96
Kelly Wells, OT 1988-90
Tony Wesley, RB 2000
Regional West, DE 1992-93
Derwin Whatley, DB 1986
Robert Wheeler, TE 1989
Billy White, RB 1994
David White, LB 1988
Bill Wilhelm, TE 1983-86
Angelo Williams, WR 1992, 94-95
David Williams, TE 1982
Demeakey Williams, DB 1997-00
Fitzgerald Williams, DB 1985-86
Lamar Williams, DE 1996
Michael Williams, RB 1985-86
Mike Williams, RB 1984
Michael Williams, LB 1997-99
Randy Williams, C 1988-89
Robert Williams, WR 1991-94
Rod Williams, OT 1982
Shay Williams, DL 1992-94
Wilbur Williams, RB 1984-85
Winston Williams, WR 1997-99
Hershel Wooten, DL 1985-86
Nekeyma Wright, WR 2000




ALL-AMERICA




YORK KURINSKY



JIMMY BROOKINS




CHRIS DUPREE



DEON SEARCY



MARK CATANO



DUSTY BONNER



RANDY FISHER



ROBERT MORRIS



C.J. LOFTON



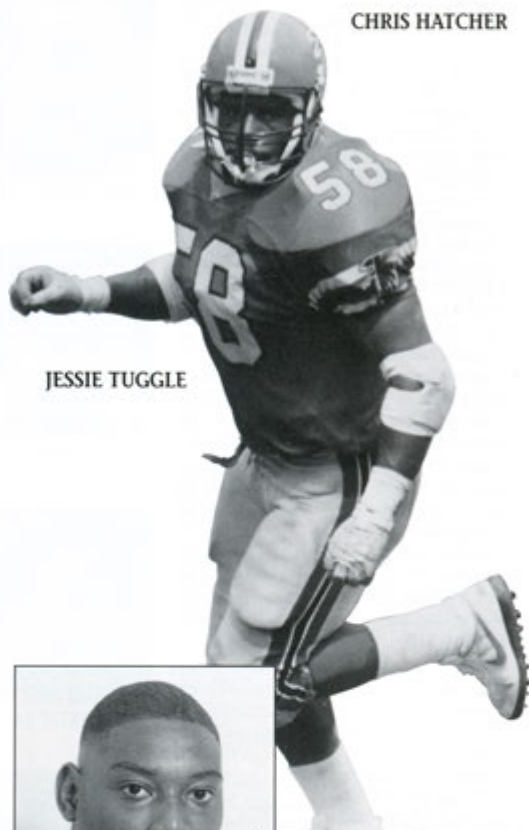
RICHARD FREEMAN



ANTONIO SPEED



CHRIS HATCHER



JESSIE TUGGLE



ANTONIO EDWARDS



LANCE FUNDERBURK



VSU GOES PRO



MARK CATANO
Pittsburgh



RICHARD FREEMAN
Atlanta



RANDY FISHER
New Orleans



ARTIE ULMER
Minnesota



ROBERT WILLIAMS
Kansas City



ERASMUS HARVEY
Winnipeg



MIKE BERRY
Indianapolis




ANDRE HAMPTON
Shreveport




ANTONIO EDWARDS
Carolina



JESSIE TUGGLE
Atlanta




YORK KURINSKY
Birmingham



LANCE FUNDERBURK
Montreal



MIKE BOWMAN
Green Bay



BRAD TROUT
Atlanta



DOMINIQUE ROSS
Tampa



VALDOSTA STATE FOOTBALL ~ King of the Hill ~

Valdosta State football has played a large role in the selection of the Division II player of the year, who receives the coveted Harlon Hill Trophy during festivities held in conjunction with the national championship game in early December each year.

In 1994 current Valdosta State head coach Chris Hatcher won the Hill trophy by the second largest vote margin in the 15-year history of the award.

Two years later, Lance Funderburk, his successor as Blazer quarterback, was runnerup for the prestigious honor.

Last year, then junior quarterback Dusty Bonner was a landslide winner of the award, making Valdosta State one of only three schools to boast multiple winners.



Dusty Bonner - 2000

Passing In Review

Year-by-Year Statistics of Valdosta State's
Three Most Prolific Quarterbacks

Chris Hatcher

1991-94 • 1994 Harlon Hill Trophy Winner

Year	Att	Comp	Int	Pct.	Yards	TDs
1991	150	81	4	.540	1088	8
1992	400	264	14	.660	2548	21
1993	471	335	11	.711	3651	37
1994	508	367	10	.722	4076	55
TOTALS	1529	1047	39	.685	11,363	121

Lance Funderburk

1992-96 • 1996 Harlon Hill Trophy Runnerup

Year	Att	Comp	Int	Pct.	Yards	TDs
1992	10	5	1	.500	40	0
1993	41	28	0	.683	220	3
1995	544	356	12	.654	3706	26
1996	532	342	14	.643	4226	38
TOTALS	1127	731	27	.649	8192	67

Dusty Bonner

2000-A • 2000 Harlon Hill Trophy Winner

Year	Att	Comp	Int	Pct.	Yards	TDs
2000	488	351	8	.719	4126	55



Chris Hatcher
1994



Lance Funderburk
1996

VALDOSTA STATE 2001 COMPOSITE SCHEDULE OF OPPONENTS

	Aug. 25	Sept. 1	Sept. 8	Sept. 15	Sept. 22	Sept. 29	Oct. 6	Oct. 13	Oct. 20	Oct. 27	Nov. 3	Nov. 10
Valdosta State	Albany State*	at Fort Valley State*	OPEN	Southern Arkansas*	at Central Arkansas*	Henderson State*	at Delta State	Harding	at West Alabama	North Alabama	at Ouachita Baptist	West Georgia
Albany State	at VSU*	at Miles (9/2)	at West Georgia*	Johnson C. Smith*	at Lane*	Savannah State (Macon)	Tuskegee*	Kentucky State	at Clark Atlanta	OPEN	Morehouse	Fort Valley State (Columbus)
Fort Valley State	Morehouse* (Griffin)	VSU*	Lane (Macon)	at Benedict	at Kentucky State	Alcorn State*	Miles*	Clark Atlanta	at Tuskegee	Savannah State	OPEN	Albany State (Columbus)
Southern Arkansas	OPEN	OPEN	Texas A&M Commerce*	at VSU*	at Ouachita Baptist*	West Alabama*	West Georgia*	at Delta State	Arkansas Tech	at Arkansas-Monticello	at Central Arkansas	Henderson State
Central Arkansas	OPEN	Abilene Christian*	at SE Oklahoma State*	Ouachita Baptist*	VSU*	at North Alabama	at Harding*	Henderson State	at Arkansas-Monticello	Delta State	Southern Arkansas	Arkansas Tech
Henderson State	OPEN	at Ouachita Baptist*	at Northwestern State*	West Georgia*	Harding*	at VSU*	North Alabama	at Central Arkansas	Delta State	at Arkansas Tech	Arkansas-Monticello	at Southern Arkansas
Delta State	OPEN	OPEN	Mississippi Valley State*	West Alabama*	at North Alabama*	at Harding*	VSU	Southern Arkansas	at Henderson State	Central Arkansas	Arkansas Tech	at Arkansas-Monticello
Harding	OPEN	at Texas A&M Commerce*	OPEN	Arkansas Tech*	at Henderson State*	Delta State*	Central Arkansas*	at VSU	at North Alabama	West Georgia	West Alabama	at Ouachita Baptist
West Alabama	OPEN	Belhaven	Miles	at Delta State*	Arkansas-Monticello	at Southern Arkansas*	Arkansas Tech	at West Georgia	VSU	Ouachita Baptist	at Harding	at North Alabama
North Alabama	OPEN	Lambuth*	at Arkansas-Monticello*	at Murray State*	Delta State*	Central Arkansas	at Henderson State	at Ouachita Baptist	Harding	at VSU	at West Georgia*	West Alabama
Ouachita Baptist	OPEN	Henderson State*	OPEN	at Central Arkansas*	Southern Arkansas*	at Arkansas Tech*	at Arkansas-Monticello	North Alabama	at West Georgia*	at West Alabama	VSU	Harding
West Georgia	OPEN	at Presbyterian	Albany State*	at Henderson State*	at Arkansas Tech*	Arkansas-Monticello*	at Southern Arkansas*	West Alabama	Ouachita Baptist*	at Harding	North Alabama*	at VSU

*Night Game

2001 VALDOSTA STATE FOOTBALL SCHEDULE

DATE	OPPONENT	SITE	TIME
Aug. 25	Albany State	Bazemore-Hyder Stadium	7 pm
Sept. 1	Fort Valley State	Fort Valley	7 pm
Sept. 15	Southern Arkansas* (Family Day)	Bazemore-Hyder Stadium	7 pm
Sept. 22	Central Arkansas*	Conway	7 pm
Sept. 29	Henderson State*	Bazemore-Hyder Stadium	7 pm
Oct. 6	Delta State*	Cleveland, MS	2 pm
Oct. 13	Harding* (Homecoming)	Bazemore-Hyder Stadium	1 pm
Oct. 20	West Alabama*	Livingston	2 pm
Oct. 27	North Alabama*	Bazemore-Hyder Stadium	1 pm
Nov. 3	Ouachita Baptist*	Arkadelphia, AR	3 pm
Nov. 10	West Georgia*	Bazemore-Hyder Stadium	1 pm

*Gulf South Conference Games

ALL TIMES EASTERN

