

# VALDOSTA STATE

2009 FOOTBALL MEDIA GUIDE

Shawn's Copy



DEMARIO JONES  
Defensive Tackle

DAVID DEAN  
Head Coach



CEDRIC JONES  
Wide Receiver



RONNYE NELSON  
Running back



LARRY DEAN  
Linebacker



WELCOME TO FLORENCE ALABAMA

VSU

25

T.O.L.

0:00

NWMSU

20

NCAA

2007  
DIVISION II

FOOTBALL  
CHAMPIONSHIP

NATIONAL CHAMPION

NCAA

2004  
DIVISION II  
FOOTBALL  
CHAMPIONSHIP

- 41 All-Americans**
- 10 NCAA Playoff Appearances**
- 5 GSC Championships**
- 3 Harlon Hill Award Winners**
- 2 National Championships**

96

12





QUICK FACTS

Location Valdosta, Ga.
Founded 1906
Enrollment 11,800
Nickname Blazers
Colors Red (PMS 186) and Black
Athletic Affiliation NCAA Division II
Conference Gulf South
President Dr. Patrick J. Schloss
Athletic Director Herb Reinhard
Website www.vstateblazers.com

FOOTBALL STAFF

Head Coach David Dean
Alma Mater Georgia State, 1986
Collegiate Record (Years) 22-4 (2)
Record at VSU (Years) 22-4 (2)
Office Phone (229) 333-5844
Best Time To Call Contact SID
Assistant Head Coach / Offensive Line / Recruiting David Elsenrath
Defensive Coordinator / Linebackers Joe Cauthen
Defensive Line / Director of Football Operations Earl Chambers
Secondary / Special Teams Seth Wallace
Wide Receivers Tyler Aurandt
Strength and Conditioning Michael Doscher
Head Certified Athletic Trainer Russ Hoff
Football Secretary Debi Frocks

PROGRAM HISTORY

First Year of Football 1982
Overall All-Time Record 210-96-4
Overall Gulf South Record 144-67-3
Gulf South Championships 5
NCAA Championships 2
NCAA Playoff Appearances 10
2008 Record 9-3
2008 Gulf South Record 6-2
2008 Gulf South Finish 3rd
Letterwinners Returning / Lost 34 / 35
Starters Returning / Lost 12 / 13

SPORTS INFORMATION

Sports Information Director Shawn Reed
Reed's Email msreed@valdosta.edu
Reed's Office Phone (229) 333-5903
Reed's Cell Phone (229) 563-2505
Assistant Sports Information Director Josh Flanagan
Flanagan's Email jcfanigan@valdosta.edu
Flanagan's Office Phone (229) 245-4390
Flanagan's Cell Phone (229) 560-4386
Sports Information Fax (229) 333-5972
Press Box Phone (229) 245-3779
Mailing Address 1500 N. Patterson St.
Valdosta, GA 31698

TABLE OF CONTENTS

Table of Contents 1
Quick Facts 1
Media Information 2
Valdosta State University 3-4
Dr. Patrick J. Schloss, President 4
The Valdosta State Athletic Fieldhouse 5
Bazemore-Hyder Stadium 6
Bazemore-Hyder Stadium Records 7
Valdosta State Head Coaches and Athletic Staff 8
Valdosta State Athletics Phone List 9
The Gulf South Conference 10
Head Coach David Dean 12-14
Defensive Coordinator Joe Cauthen 15
Assistant Head Coach David Elsenrath 16
Defensive Line Coach Earl Chambers 17
Secondary Coach Seth Wallace 18
Wide Receiver Coach Tyler Aurandt 19
Graduate Assistant Coaches/Student Coaches 19-20
Strength & Conditioning Coach Michael Doscher 21
Head Athletic Trainer Russ Hoff 22
Athletic Director Herb Reinhard 23
Blazer Pride 24
2009 Preview 26-27
Alphabetical and Numerical Rosters 28-29
2009 Returning Lettermen Bios 30-41
2009 Newcomer Bios 41-44
2009 Opponents 46-50
2008 In Review 52-66
VSU and the Harlon Hill Trophy 68
VSU Athletic Hall of Fame 69
Blazers in the Pros 70
Individual Accolades 71
All-Time Lettermen 72-74
Valdosta State and the NCAA Playoffs 75-78
Valdosta State and the NCAA Division II Rankings 79
Yearly Records/Attendance/Shutouts/Milestone Victories 80
Team-by-Team Game Results 80-82
Year-by-Year Results 83-85
Team Year-by-Year Stats 86
Annual Leaders 87-88
Team Single Game / Single Season Records 89-91
Individual Single Game / Single Season / Career Records 92-96
Coaching Records 96
2009 Schedule Outside Back Cover

MEDIA GUIDE CREDITS

The 2009 Valdosta State Football Media Guide is a publication of the Valdosta State University Sports Information Office. Layout of the book was provided by Sports Information Director Shawn Reed. Cover design and internal page graphics were provided by Josh Flanagan, Assistant Sports Information Director. Special thanks to Debbie Wisenbaker, Mary Frances Hightower, Debi Frocks and the VSU football staff. Printing services were provided by Lewis Color Printing of Statesboro, Ga. Photography for the book was provided by Mike Featherstone, Kevin Smith of PhotoCR.com, Wes Sewell Photography, Valdosta Photography and Bubba Thomas. Additional photos provided by the Atlanta Falcons, Jacksonville Jaguars, Kansas City Chiefs and the Hamilton Tiger-Cats. This book could not have been completed without the patience and understanding of Rebecca Reed. Thank you for everything.

## THE VALDOSTA STATE RADIO NETWORK



The Valdosta State football team can be found on the air several times each week during the 2008 football season throughout the South Georgia region. WDDQ, Talk 92.1 FM in Valdosta and Adel is in its second year as the flagship station for Blazer athletics. Additionally, WKZZ, 92.5 FM in Tifton, WSFB, 97.7 FM/1490 AM (Quitman), Foxy 97.5 FM (Valdosta) and Classic 93.5

(Hazelhurst) will also carry all VSU football games.

Now in his 12th year, Dick Rockey serves as the play-by-play voice of the Blazers while Tom Odom provides color commentary and Wes James patrols the sideline.

## THE BLAZERS ON TELEVISION

Three Valdosta State games will be televised live on television during the 2009 season, marking the fourth straight year VSU has had at least three of its contests televised. The Blazers' October 22 game versus North Alabama will be nationally broadcast by CBS College Sports Network while the October 1 game against Delta State and the October 29 contest versus West Georgia will be on Comcast/Charter Sports Southeast and CoxSports throughout the Southeast United States as well as on Mediacom in Valdosta.

Additionally, the David Dean Television Show appears each Sunday during the year on WALB. Check local listings for air time.

## THE DAVID DEAN RADIO SHOW

The David Dean Radio Show can be heard live on Rock 107.9, WWRO, each Monday night at 7:00 p.m. The show is broadcast live from Austin's Cattle Company in Valdosta.

## VALDOSTA STATE MEDIA OUTLETS

Adam Macdonald  
Valdosta Daily Times  
PO Box 968  
Valdosta, GA 31698  
229-244-1880

Steve Carter  
Gazette Sports  
PO Box 708  
Tifton, GA 31794  
229-382-4321

Steve Carter  
Florida Times Union  
PO Box 1949-F  
Jacksonville, FL 32231  
904-359-4246

Phil Jean  
WCTV-TV  
PO Box 3048  
Tallahassee, FL 32303  
850-893-2126

David Purdum  
Atlanta Journal-Constitution  
PO Box 4689  
Atlanta, GA 30302  
404-526-5794

Robert Hydrick  
WALB-TV  
PO Box 3130  
Albany, GA 31708  
229-446-4043

Daniel Shirley  
Macon Telegraph  
PO Box 4167  
Macon, GA 31213  
478-744-4302

Scott James  
Talk 92.1  
118 North Patterson Street  
Valdosta, GA 31601  
229-259-9301

## TO THE WORKING MEDIA

**Press Boxes:** Rebuilt Cleveland Field and Bazemore-Hyder Stadium, the football home of Valdosta State's Blazers, is topped on both sides by press boxes to accommodate event personnel. The booth on the south (home) side will house game operations, media, sports information, home coaches, home radio and filmers for both teams. The booth on the north (visitor) side will house visiting coaches, visiting radio, film crews for coaches' shows and television stations.

**Press Box Services:** Standard services are provided in both press boxes for media personnel - flip cards, cumulative statistics, media guides, programs, play-by-play accounts at the conclusion of each quarter, abbreviated statistics at halftime and complete final statistics as soon as possible at the end of the game. Ample telephone service is available. Soft drinks and a snack will be served. Additionally, wireless internet service is also available throughout Bazemore-Hyder Stadium.

**Media Credentials:** Contact Shawn Reed, SID, for press passes as far in advance as possible. Passes will be mailed if time permits. If not, they will be left at the Will Call table at the southeast corner of Cleveland Field. The passes will be at the Will Call table two hours before kickoff.

**Radio:** Valdosta State has a radio booth in the south-side press box for the originating station for the Blazer Football network. A modular plug phone line is provided the official broadcast team of the opponent for each game. The visiting radio crew will work from the lower level of the north-side press box and should obtain permission and credentials in advance from Shawn Reed, SID. The visiting radio phone number, as well as a trouble number, will be given on request.

**Film:** Official game filmers will shoot from the press box on the south-side of the field. Coaches' show filmers, television film crews and tape delay television will use the film deck on the second level of the press box on the north side. Media can also film from either sideline (goal line to the 25-yard lines). While it is necessary to walk through the team area to get from one end of the field to the other, photographers and film crews are not permitted to shoot within the team area (from 25-yard line to 25-yard line).

**Scouts:** Requests for scouting credentials should be made directly to Shawn Reed, SID, early during the week of the game to be scouted. Scouts will be provided seats in the press box only if room is available.

**Player Interviews:** All player interviews should be scheduled through Shawn Reed, SID. Please allow the player at least 24 hours advance notice for phone interviews.

All game day interviews of VSU athletes and coaches will occur after the game, unless previously scheduled through the Sports Information Office.

**Interviewing Valdosta State's Coaching Staff:** Head coach David Dean is available for interview prior to 11:00 a.m. each week day. Coach Dean can be reached through the football offices at 229-333-5844. Any interview after 11:00 a.m. will be held after the day's practice, unless previously arranged.

**Practice Coverage:** All Valdosta State practices are open to the media. Coach Dean and members of his staff will meet with intended media following practice. Sports Information Director Shawn Reed will assist in setting up interviews with requested players at the conclusion of each practice. For better service, please let the SID office know when you will attend practice.



## **VALDOSTA STATE ... PATHWAY TO SUCCESS**

Valdosta State University, celebrating its Centennial anniversary until 2013, is a regional university of the University System of Georgia located in Southwest Georgia with a mission to serve 41 counties from the Atlantic Ocean to the Alabama state line.

### **OUR HISTORY**

Established in 1906, the institution was named the South Georgia State Normal College for young ladies in 1913. In 1922, a legislative act changed the name to Georgia State Woman's College and authorized a four-year program leading to a bachelor's degree. The Board of Regents made the college co-educational in 1950 and changed its name to Valdosta State College. VSC became a regional university within the University System of Georgia on July 1, 1993.

### **OUR MISSION**

The mission of VSU is to prepare students to meet global opportunities and challenges through excellence in teaching and learning; to expand the boundaries of current knowledge, and explore the practical applications of that knowledge, through excellence in scholarship and creative endeavors; and to promote the economic, cultural, and educational progress of our community and our region, through excellence in service outreach. VSU seeks to accomplish this mission in a dynamic, student-centered learning environment marked by a respect for diverse abilities, backgrounds, and contributions by all members of the university community.

### **OUR CAMPUS**

Valdosta State University offers the best of both worlds — the extensive academic, cultural and social opportunities of a major university, and the small classes and close personal attention found at smaller institutions. Students are attracted to the close-knit community where learning occurs in a supportive environment and faculty members challenge each student's potential.

Located "among the stately pines" in the heart of beautiful Valdosta, Georgia's newest metropolitan area, the university boasts 180 acres, 18 miles north of the Florida border and equidistant from Atlanta and Orlando, with two picturesque campuses less than one mile apart.

VSU has a legacy as a major provider of education services for South Georgia. The beauty and consistency of its Spanish Mission architecture are indicative of its dedication to serving the region's heritage while developing programs and services to enhance its future. The Georgia Association of the American Institute of Architects has honored VSU for its commitment to quality campus design; and specifically, for its dedication to preserving the institution's unique Spanish Mission style of architecture.

Construction and renovations continue on campus as part of the Strategic Planning Initiative. The main campus features an attractive pedestrian mall



of inlaid brick and well-designed seating areas, night-friendly lighting fixtures and security cameras for safe around-the-clock accessibility for students, and attractive building designs and renovations throughout the campus appropriate for the festive centennial theme.

A recent \$35.7 million student housing project added 518 beds through the construction of Centennial Hall and improved conditions of an additional 500 beds through renovation of two existing student halls. In fall 2008, the newly constructed Hopper Hall replacement, which stands four stories high on just under 2.5 acres, will open for residency, offering 513 beds in a suite-style living community. The 157,354-square-foot facility also features offices space, the campus mailroom, classroom space and a 188-seat Euro-style show kitchen, an open-market concept that provides a variety of dining options.

The replacement for Hopper Hall was the first in a series of capital projects totaling \$150 million designed to transform VSU's main campus. Two parking decks will also open for fall, each designed to alleviate parking concerns and provide additional space for offices and campus police. Other projects will include renovation of historic Reade Hall to include more social areas and the reconstruction of Georgia Hall into a multi-level student living and learning center with additional beds, office space and more. Student health services will move into an expanded, highly technical facility, which is being built on Georgia Avenue. The signature building of this campus transformation will be a new student union. Facing Baytree Road, it will hold a variety of offices, a ballroom, auditorium, new bookstore, foodcourt and many other great assets for students and others on the university's campus.

The university received \$392,826 in federal funds to design a \$45 million Health Sciences and Business Administration facility for the Rea & Lillian Steele North Campus. Planning is still underway, but the project promises great things for the health and business majors. The strategic location will allow VSU to more successfully train health professionals through a partnership with neighboring South Georgia Medical Center, which has pledged \$1 million in support of the facility.

### **OUR STUDENTS**

Represented in VSU's student body of approximately 11,600 are forty-six



states, two U.S. territories and more than 60 countries. Georgians comprise 92 percent of total enrollment, while Floridians account for 2 percent and International students another 2 percent. The undergraduate male/female ratio is 1:1.4 with 3,975 undergraduate males and 5,753 undergraduate females.

Self-declared minorities comprise over 29 percent of VSU enrollment numbers. With a recent \$15,000 grant from the Board of Regents of the USG to implement the HEROES (Helping Everyone Reach Optimum Educational Success) Institute, VSU seeks to help increase the recruitment, retention and graduation of African-American males as part of the USG African-American Male Initiative. African-American students account for 24 percent of the student body.

## OUR ACADEMIC PROGRAM

Through its five colleges (the College of the Arts, the College of Arts and Sciences, the Harley Langdale Jr. College of Business Administration, the James L. and Dorothy H. Dewar College of Education, and the College of Nursing), the Division of Social Work, and the Library and Information Science program, VSU offers 56 undergraduate degrees (including bachelor's and associate degrees) and 39 graduate degrees, including doctoral degrees in education and public administration.

VSU also strongly supports its distance learning programs, which allow traditional and non-traditional students, who are limited by both time and location, to continue their education. More than 1,451 students are enrolled in online courses for fall semester 2007, 436 of which are solely enrolled online. Graduate and/or upper-level undergraduate courses are offered at various locations throughout the region, including Moody Air Force Base in Valdosta and the Kings Bay Naval Base on the Georgia coast. Teacher certification and recertification courses are also offered on a regular basis at many sites.

VSU is one of five University System of Georgia institutions offering the Georgia WebMBA, ranked among the top 10 programs for its quality and affordable cost, which offers qualified and highly motivated professionals the opportunity to earn an accredited online MBA degree with little interruption to their work and personal lives. It was also the first institution to enroll a student in one of six new online graduate degrees in education, which were created through collaboration with several other USG institutions.

Accredited by the Commission on Colleges of the Southern Association of Colleges and Schools, nationally accredited programs include applied and clinical sociology, art, business, communication disorders, education, music, nursing, psychology, sports medicine, theatre, public administration and social work.

VSU offers a highly successful Freshman Year Experience (FYE) program through the Office of Academic Student Instructional Support. The program places students into living-learning communities and provides the support necessary to lead freshmen through a successful first year, ultimately improving retention.

The Center for International Programs provides central coordination for VSU's comprehensive range of services and activities in the area of international education. Study abroad and exchange opportunities at institutions around the world give students exceptional opportunities for learning. Closer to campus,



VSU offers internships and experiential learning opportunities to expand students' horizons.

## OUR FACULTY

VSU's faculty consists of 585 members—441 full-time and 144 part-time. Currently, 330 full-time faculty members hold terminal degrees, three hold specialist's degrees, one holds a professional degree, 103 hold master's degrees, and four hold bachelor's degrees. Females constitute about 50 percent of the total faculty, and 12 percent are self-declared minorities.

## OUR CAMPUS ACTIVITIES

Outside the academic setting, campus organizations encourage leadership, social interaction, recreation, cultural and religious development and community service. Approximately 140 active student organizations exist on campus, including 20 Greek social organizations, 10 faith-based campus ministry groups, numerous intramural opportunities, and many service and academic clubs. The Student Recreation Center offers a variety of services, including a comprehensive intramural program, club sports, outdoor trips, fitness consulting, aerobics, an Olympic-sized indoor pool, an expansive weight room and a 27-foot climbing wall.

Varsity "Blazers" compete in football, basketball, baseball, tennis, golf and cross-country. "Lady Blazers" compete in basketball, softball, tennis, volleyball and cross-country. VSU is a NCAA Division II member institution and competes in the Gulf South Conference, the largest conference in the country. The VSU Blazer Football Team won the 2004 and 2007 NCAA Division II National Championships, and the VSU Men's Tennis Team won the 2006 Division II National Championship.

The College of the Arts offers a wide variety of performances and exhibits throughout the year, while championship Blazer athletics and a vibrant social scene round out a true college experience.



### DR. PATRICK J. SCHLOSS

President  
2nd year at Valdosta State  
Illinois State (1974)

Patrick J. Schloss became Valdosta State University's eighth president on August 1, 2008, following four years as president of Northern State University in South Dakota, where he also served as president of the Northern Sun Intercollegiate Athletic Conference.

His core values shape the focus of his presidency. He is a strong advocate of shared governance and encourages all members of the university community to become involved in campus planning and resource allocation. He is particularly proud of Valdosta State's standing as a premier regional university with outstanding faculty, close connection to the community and exceptional

opportunities for student engagement.

Schloss is proud of the universities relationship with the community of Valdosta and South Georgia. He is deeply committed to the universities alumni and community partners.

He has been a frequent contributor to professional literature and a widely recognized scholar, focusing on the adjustment of persons with disabilities to adult life. He has written more than a hundred articles in peer reviewed journals and more than 15 books.

Schloss enjoys a wide range of outdoor activities and holds a private pilot license with an instrument rating. Schloss has three children and seven grandchildren.

Schloss received his Ph.D. in Rehabilitation Psychology and Special Education from the University of Wisconsin (1979), a M.S. in Counseling from Illinois State University (1976), and a bachelor's degree in Special Education from Illinois State University (1974).



**THE VALDOSTA STATE ATHLETIC FIELDHOUSE**

The new home to the Valdosta State football program is the Valdosta State Athletic Fieldhouse. The 41,000 square foot Fieldhouse opened in January 2009 at a cost of \$5.8 million, giving the Blazer program one of the top athletic facilities in the nation.

The new Athletic Fieldhouse features many amenities that will aid the football team as it endures the rigors of a football season. A 3,265 square foot locker room is the centerpiece of the project and is lined with 126 lockers, enough to house all members of the VSU football squad. Adjacent to the locker room is a 2,100 square foot equipment room with secure "pass-through" equipment bins that allow managers to address the equipment needs of all the Blazers while keeping each player's equipment separated.

Across the hall from the locker room is the 7,690 square foot Jessie Tuggle Weight Room. The room, which encases nearly 10 times the space of its predecessor, is one of, if not the top, weight facilities among NCAA Division II schools nationwide. It features 10 brand new eight-post stations as well as a reinforced medicine ball wall. New self-contained dumbbell stations were also added to the area while a 30-yard speed track was included in the design of the floor. The Weight Room also features elliptical machines and stationary bikes for cardio workouts and a built-in microphone/stereo system to aid the strength and conditioning staff while working with large groups of VSU athletes. Additionally, each of the 10 eight-post stations has also been pre-wired for video recording, which will be added in the near future, for further evaluation and instruction by the strength and conditioning staff.

Next door to the Tuggle Weight Room is a 2,437 square foot state-of-the-art Athletic Training Room. The area includes offices for the Valdosta State Athletic Training staff and a private physician exam room as well as a hydrotherapy room for rehabilitation work. The main Athletic Training area features six taping stations as well as six additional treatment areas plus a cardiovascular/rehabilitation area featuring stationary bikes.

The remainder of the Athletic Fieldhouse includes a 3,458 square foot office suite for the football coaches as well as 2,200 square feet of meeting rooms, each equipped with state-of-the-art video equipment. The academic needs of the student-athlete is also addressed as a 1,500 square foot computer lab is equipped with 19 computers.

The Athletic Fieldhouse also includes a 2,800 square foot suite for the future addition of soccer at VSU. Additionally, outside of the facility is the space to add two lighted football practice fields, which are planned for completion in the near future, as well as a soccer stadium.






BAZEMORE-HYDER STADIUM

Valdosta State's home football field for the last 18 years and for 24 of the Blazers' 27 years, Cleveland Field at Bazemore-Hyder Stadium offers Valdosta State with a football facility conveniently located adjacent to VSU's main campus.

The original stadium was built in 1922 and was named for the late Dr. A.G. Cleveland, who was superintendent of Valdosta City Schools from 1919 through 1949. In the spring of 1996, two legendary coaches from the Valdosta area were honored when the complex was named after the late Wright Bazemore and Nick Hyder.

The original stadium was leveled following the 2003 season and rebuilt, providing the Blazers with a state-of-the-art facility for its home games. The seating capacity of the stadium rose to 10,100, including three prime sections featuring theater-style seating with the remainder of the stands featuring benches with seat backs. New SprintTurf was installed on the playing surface while locker rooms were added to each end of the stadium and a new press box was built above the main stands.

Valdosta State played its first seven seasons at Cleveland Field, tallying a 24-14 record, before returning to the stadium prior to the 1992 season. The Blazers have dominated since returning to the stadium as they have gone 84-19-1 over the course of the last 18 seasons, including a 50-8 mark since the beginning of the 2000 season.



VALDOSTA STATE AT HOME

Year	Stadium	Home Record
1982	Cleveland Field	3-2
1983	Cleveland Field	3-3
1984	Cleveland Field	2-3
1985	Cleveland Field	5-2
1986	Cleveland Field	4-0
1987	Cleveland Field	3-2
1988	Cleveland Field	4-2
1989	Martin Stadium	3-1
1990	Martin Stadium	2-2
1991	Martin Stadium	4-1
1992	Cleveland Field	3-0-1
1993	Cleveland Field	5-1
1994	Cleveland Field	8-0
1995	Cleveland Field	5-0
1996	Cleveland Field	6-1
1997	Bazemore-Hyder Stadium*	3-2
1998	Bazemore-Hyder Stadium*	2-3
1999	Bazemore-Hyder Stadium*	2-4
2000	Bazemore-Hyder Stadium*	4-1
2001	Bazemore-Hyder Stadium*	7-1
2002	Bazemore-Hyder Stadium*	9-0
2003	Bazemore-Hyder Stadium*	3-2
2004	Bazemore-Hyder Stadium*	6-0
2005	Bazemore-Hyder Stadium*	5-2
2006	Bazemore-Hyder Stadium*	5-0
2007	Bazemore-Hyder Stadium*	6-1
2008	Bazemore-Hyder Stadium*	5-1
<b>Total Home Record</b>		<b>117-37-1</b>
	Cleveland Field/Bazemore-Hyder Stadium	108-33-1
	Martin Stadium	9-4

\*The official stadium name changed to Cleveland Field at Bazemore-Hyder Stadium in 1996



BAZEMORE-HYDER STADIUM RECORDS

INDIVIDUAL RECORDS

TEAM RECORDS

Rushing
Attempts: 35 by Tregnel Thomas of Delta State Nov. 1, 1997
Yards: 263 by Vontrell Mitchell of VSU Nov. 9, 1996
Long Rush: 81 by Travis Horn of Arkansas Tech Sept. 26, 1998
Touchdowns: 3 on four occasions

Passing:
Attempts: 66 by Dane King of Henderson State Oct. 8, 2005
Completions: 45 by Chris Hatcher of VSU Oct. 23, 1993
Yards: 497 by Dusty Bonner of VSU Nov. 17, 2001
Touchdowns: 7 on three occasions
Interceptions: 5 on two occasions

Receiving:
Receptions: 20 by Sean Pender of VSU Nov. 4, 1995
Yards: 319 by Kyle Henderson of West Alabama Oct. 26, 2002
Touchdowns: 4 on three occasions
Long Reception: 89 by Reggie Mosley of VSU Oct. 21, 2000

Total Offense
Yards: 508 by Scott Eyster of Delta State Oct. 2, 2004

Defense:
Tackles: 20 by Jesse Sutton of VSU Oct. 24, 1998
Tackles for Loss: 4 on nine occasions
Sacks: 4 by Odell Willis of West Georgia Nov. 5, 2005
Interceptions: 3 by Wesley Brown of VSU Nov. 10, 2001
Long Return: 94 by Sherard Reynolds of VSU Aug. 23, 2008
Fumbles Forced: 2 on four occasions
Fumbles Recovered: 2 on two occasions
Long Return: 57 by Maurice Leggett of VSU Oct. 7, 2006

Scoring:
Touchdowns: 4 by Kyle Henderson of West Alabama Oct. 26, 2002
Points: 24 by Kyle Henderson of West Alabama Oct. 26, 2002
PAT Attempts: 8 on three occasions
PAT Made: 8 on two occasions
FG Attempted: 4 on two occasions
FG Made: 4 by Michael Green of VSU Oct. 20, 2005
Long FG: 54 by Keith Moore of VSU Sept. 21, 1985

Punting:
Punts: 11 on four occasions
Total Yards: 435 by Jeff Carpenter of West Georgia Nov. 5, 2005
Average: 50.5 by David Ashby of VSU Sept. 3, 1994
Long Punt: 64 by David Ashby of VSU Nov. 19, 1994

Punt Return:
Total Yards: 168 by Sherard Reynolds of VSU Sept. 23, 2006
Touchdowns: 1 on three occasions
Long Return: 86 by Deonte Bolden of Carson-Newman Nov. 20, 2004

Kickoff Returns:
Total Yards: 196 by Michael Allen of West Alabama Oct. 21, 2000
Touchdowns: 1 on nine occasions
Longest Return: 98 by Tyran Robinson of VSU No. 22, 2003

Rushing:
Attempts: 68 by Jacksonville State Sept. 24, 1988
Yards: 322 by VSU vs. West Georgia Oct. 24, 1987
Touchdowns: 5 by VSU vs. Ouachita Baptist Sept. 10, 2005

Passing:
Attempts: 68 by VSU vs. St. Ambrose Oct. 14, 1995
Completions: 48 by VSU vs. St. Ambrose Oct. 14, 1995
Yards: 508 by VSU vs. St. Ambrose Oct. 14, 1995
Touchdowns: 7 on three occasions

Total Offense
Yards: 674 by Delta State Oct. 2, 2004

Defense:
Interceptions: 4 on two occasions
Int. Return Yards: 105 by North Alabama Nov. 12, 2005
Fumbles Forced: 5 by VSU vs. Carson-Newman Nov. 15, 2008
Fumble Recoveries: 4 on three occasions
Return Yards: 57 by VSU vs. Southern Arkansas Oct. 7, 2006

Scoring:
Touchdowns: 10 by VSU vs. Tarleton State Oct. 9, 1993
Points: 68 by VSU vs. Tarleton State Oct. 9, 1993
PAT Attempts: 10 by VSU vs. Tarleton State Oct. 9, 1993
PAT Made: 8 on three occasions
FG Attempted: 4 on two occasions
FG Made: 4 by VSU vs. North Alabama Oct. 20, 2005

Punt Return:
Total Yards: 202 by VSU vs. Arkansas Tech Sept. 23, 2006
Touchdowns: 2 by VSU vs. North Alabama Dec. 1, 2007

Kickoff Returns:
Total Yards: 223 by VSU vs. Carson-Newman Nov. 22, 2003
Touchdowns: 1 on nine occasions

Miscellaneous:
First Downs: 34 by Delta State Oct. 2, 2004
Penalties: 19 by VSU vs. Arkansas-Monticello Oct. 11, 1997
Penalty Yards: 170 by VSU vs. Albany State Aug. 28, 1999





**VALDOSTA STATE HEAD COACHES**



**David Dean**  
Football



**Kelli Fields**  
Red Hots



**Greg Guilliams**  
Baseball



**John Hansen**  
Tennis



**Mike Helfer**  
Men's Basketball



**Kiley Hill**  
Women's Basketball



**Thomas Macera**  
Softball



**Sia Poyer**  
Volleyball



**Jared Purvis**  
Golf



**Todd Smoot**  
Cross Country



**Dante Tennant**  
Cheerleading

**VALDOSTA STATE ATHLETIC SUPPORT STAFF**



**Chuck Carson**  
Director of Ticketing



**Whit Chappell**  
Dir. of Advancement



**Vanna Cure**  
Marketing G.A.



**Kevin Doak Wisham**  
Strength G.A.



**Frank Dykes**  
Equipment Manager



**Josh Flanagan**  
Asst. Sports Info



**Micalvin Hammond**  
Administration G.A.



**Valerie Haven**  
Alumni G.A.



**Jennifer Head**  
Senior Woman Admin.



**Mary Frances Hightower**  
Admin. Senior Secretary



**Tom Hughes**  
Dir. of Marketing



**Lindsey Lloyd**  
Development G.A.



**Shawn Reed**  
Sports Info. Director



**Bobby Stiner**  
Strength G.A.



**Travis Taylor**  
Compliance G.A.



**Bobby Tucker**  
Compliance Dir./FAR



**Debbie Wisenbaker**  
Admin. Coordinator



**Mickey Woods**  
Game Operations

**VALDOSTA STATE STAFF PHONE LIST**

(area code 229)

<b>Name</b>	<b>Title</b>	<b>Phone Number</b>	<b>Email</b>
Jordan Abbott	Graduate Assistant Football Coach	333-5844	football@valdosta.edu
Tyler Aurandt	Graduate Assistant Football Coach	333-5844	football@valdosta.edu
Hollie Bees	Graduate Assistant Tennis Coach	333-5902	hmbees@valdosta.edu
Seth Boyette	Graduate Assistant Football Coach	333-5844	football@valdosta.edu
Chuck Carson	Director of Ticketing and Game Operations	245-3762	chcarson@valdosta.edu
Joe Cauthen	Assistant Football Coach	333-5844	football@valdosta.edu
Earl Chambers	Assistant Football Coach	333-5844	football@valdosta.edu
Whit Chappell	Director of Development	249-2631	wchappell@valdosta.edu
Chuck Conner	Assistant Athletic Trainer	333-5354	cconner@valdosta.edu
Vanna Cure	Marketing Graduate Assistant	245-6402	vscure@valdosta.edu
David Dean	Head Football Coach	333-5844	football@valdosta.edu
Kevin Doak	Graduate Assistant Strength and Conditioning Coach	333-5846	kmdoak@valdosta.edu
Michael Doscher	Head Strength and Conditioning Coach	219-3219	mdoscher@valdosta.edu
Frank Dykes	Football Equipment Manager	333-7147	fkdykes@gmail.com
David Elsenrath	Assistant Football Coach	333-5844	football@valdosta.edu
Kristina Ely	Graduate Assistant Softball Coach	333-5375	kmely@valdosta.edu
Kelli Fields	Red Hots Dance Team Coach	333-5890	khollan@valdosta.edu
Joshua Flanagan	Assistant Sports Information Director	245-4390	jcflanagan@valdosta.edu
Debi Frocks	Football Senior Secretary	333-5844	football@valdosta.edu
Nick Gast	Assistant Men's Basketball Coach	333-5904	ndgast@valdosta.edu
Greg Guilliams	Assistant Baseball Coach	259-5563	gaguilliams@valdosta.edu
Todd Guilliams	Academic Coordinator/Assistant Baseball Coach	259-5564	tlguilliams@valdosta.edu
Micalvin Hammonds	Administrative Graduate Assistant	293-6069	mlhammonds@valdosta.edu
John Hansen	Head Tennis Coach	333-5902	jhansen@valdosta.edu
Valerie Haven	Alumni Graduate Assistant	245-4361	vmhaven@valdosta.edu
Jennifer Head	Senior Woman Administrator/Assistant Women's Basketball Coach	333-5901	jshead@valdosta.edu
Mike Helfer	Head Men's Basketball Coach	333-5893	mrhelfer@valdosta.edu
Mary Frances Hightower	Administrative Senior Secretary	333-5890	mhtow@valdosta.edu
Kiley Hill	Head Women's Basketball Coach	333-5892	khill@valdosta.edu
Russ Hoff	Head Athletic Trainer	333-5897	rhoff@valdosta.edu
Lori Howard	Assistant Athletic Trainer	245-4380	lchoward@valdosta.edu
Tom Hughes	Director of Marketing	245-6402	tbhughes@valdosta.edu
Leos Jelinek	Graduate Assistant Tennis Coach	333-5902	ljelinek@valdosta.edu
Lindsey Lloyd	Development Graduate Assistant	245-4361	llloyd@valdosta.edu
Thomas Macera	Head Softball Coach	333-7405	tjmacera@valdosta.edu
Ashley Mayhue	Graduate Assistant Softball Coach	333-5376	ammayhue@valdosta.edu
Ryan McNamara	Graduate Assistant Football Coach	333-5844	football@valdosta.edu
Tara Nelson	Graduate Assistant Football Coach	333-5894	tnelson@valdosta.edu
Carley Peterson	Graduate Assistant Women's Basketball Coach	219-1283	crpeterson@valdosta.edu
Sia Poyer	Head Volleyball Coach	333-5894	impoyer@valdosta.edu
Jared Purvis	Head Golf Coach	333-5377	jpurvis@valdosta.edu
Shawn Reed	Sports Information Director	333-5903	msreed@valdosta.edu
Herb Reinhard	Athletic Director	333-5462	hreinhar@valdosta.edu
Laura Shackelford	Athletic Training Graduate Assistant	333-5477	leshackelford@valdosta.edu
Melissa Smith	Cheerleading Graduate Assistant Coach	333-5378	melissasmith@valdosta.edu
Todd Smoot	Head Cross Country Coach	333-5890	tlsmoott@valdosta.edu
Bobby Stiner	Graduate Assistant Strength and Conditioning Coach	333-5846	robertstiner@rocketmail.com
Paul Streaker	Graduate Assistant Football Coach	333-5844	football@valdosta.edu
Brian Struck	Athletic Training Graduate Assistant	333-5477	bstruck@valdosta.edu
Travis Taylor	Compliance and Academics Graduate Assistant	245-4361	ldtaylor@valdosta.edu
Dante Tennant	Head Cheerleading Coach	333-5378	dltennant@valdosta.edu
Bobby Tucker	Director of Compliance and Academics/Faculty Athletic Rep	333-5899	ctucker@valdosta.edu
Seth Wallace	Assistant Football Coach	333-5844	football@valdosta.edu
Caren Walls	Assistant Athletic Trainer	333-5848	cmwalls@valdosta.edu
Stacey Walters	Assistant Athletic Trainer	293-6071	swalters@valdosta.edu
Will Weaver	Graduate Assistant Football Coach	333-5844	football@valdosta.edu
Debbie Wisenbaker	Administrative Coordinator	333-5462	dbwisenb@valdosta.edu



THE GULF SOUTH CONFERENCE

Academic excellence, 43 National Championships and a leadership role in the NCAA's Division II make the Gulf South Conference (GSC) something special. As a charter member of D-II, the league's 14 universities in six southeastern states enter the 40th year of setting the standards nationally, always breaking new ground.

In the summer of 1970, six college presidents met to talk about athletics. When the meeting ended, a new league emerged—the Mid-South Conference—started by, and to this day run by, the CEOs, the first in NCAA history. To this day, it is that CEO-control and involvement that makes the league work and its 14 championships (football; men's & women's cross country, men's & women's soccer; volleyball, men's & women's basketball, men's & women's tennis, men's & women's golf; softball and baseball) so bitterly contested.

From that point forward, the GSC has been giant steps ahead of the D-II pack. Dating back to 1997, the league has found neutral sites paying sizeable guarantees for most of its team championships. NCAA Conventions regularly feature GSC-proposed or inspired legislation. No one wins more regionals or earns more NCAA post-season bids. In 2004, the league purchased its own new construction office space. But the crowning moment came in 2005-06, when the GSC debuted its highly successful "GSC-TV Live" package which included nine football games and its men's & women's basketball tournament finals. Add to that its web-TV show, "GSC Sports Weekly," and you can see why the GSC is a Conference which is always looking towards the future.

We take pride in our 43 National Team Championships in 12 sports and more than 100 regional titles, especially because there is no sacrifice on the academic side, where GSC student-athletes regularly earn Academic All-America. The Conference added its latest National Titles to its resume in 2007-08 when Valdosta State captured its second NCAA Football Crown while West Florida claimed the D-II Men's Golf title, also its second. Overall, 11 of the league's 43 titles have come since the beginning of the 2000-2001 school year, making the GSC one of the most successful leagues in the nation over the past nine years.

Delta State, Florence State (now North Alabama), Jacksonville State, Livingston (now West Alabama), Tennessee-Martin and Troy State were the charter members who launched the league. Scheduling problems for the 1970-71 academic year limited the GSC to football, won by Jacksonville State. In 1971, the addition

of Southeast Louisiana (SELA) and Nichols State increased the membership to eight. The league opened an office in Hammond, La., changed its name to the Gulf South Conference and began championships in nine men's sports. Mississippi College and Northwestern Louisiana (NWLA, now Northwestern State) joined in 1972 and two years later, NELA left for Division I with SELA and Nicholls State following in 1979.

The conference continued with seven teams until 1981, when the CEOs admitted Valdosta State, followed by West Georgia (1983). In 1991, Tennessee-Martin and Troy State went Division I, briefly dropping the GSC back to seven members, before the beginning of an expansion resulting in ten new members: Lincoln Memorial (1992-93); Alabama-Huntsville, Henderson State, Central Arkansas and Mississippi University for Women (1993-94); West Florida (1994-95); and Arkansas-Monticello, Arkansas Tech, Montevallo and Southern Arkansas (1995-96). Jacksonville State went Division I at the end of 1992-93. Mississippi College dropped to Division III at the end of 1995-96, and was replaced by Christian Brothers to keep the Conference at 16 schools. In July 2000, the GSC welcomed Harding University and Duachita Baptist University, making it the largest NCAA conference *at any level* with 18 schools. MUW dropped its athletics program at the end of the 2002-03 season, decreasing the membership to

17. The Conference decreased to 15 teams in 2006-07 when Central Arkansas moved to Division I and Lincoln Memorial moved to the South Atlantic Conference. Montevallo's departure to the Peach Belt Conference decreased the league to 14 teams prior to the 2009-10 school year.

Former Commissioner Jim McCullough brought the GSC office to Birmingham. The current Commissioner, Nathan (Nate) N. Salant, has been in office since October, 1992. He is assisted by Assistant Commissioner for Media and Public Affairs Michael Anderson, Assistant Sports Information Directors Michael Banks and Eric SanInocencio and Senior Woman Administrator Andrea Nguyen. The Chairman of the GSC Board of Directors is Dr. David Rankin (Southern Arkansas). Joining him on the executive committee are Vice Chair Dr. Beheruz Sethna (West Georgia) and past-Chair Dr. Robert Brown (Arkansas Tech). The Supervisors of Officials are Bill Johnson (Football), John Caldwell (Basketball-West Division) and Mike Murphy (Basketball-East Division).



**GSC National Championships  
1971-2008 (43)**

BASEBALL (5)

- Delta State (2004)
- Troy State (1986, 87)
- Jacksonville State (1990, 91)

MEN'S BASKETBALL (3)

- North Alabama (1979, 91)
- Jacksonville State (1985)

WOMEN'S BASKETBALL (7)

- Delta State (1975, 76, 77, 89, 90, 92)
- Southeastern Louisiana (1977\*)

FOOTBALL (10)

- Delta State (2000)
- North Alabama (1993, 94, 95)
- Troy State (1984, 87)
- Valdosta State (2004, 07)

West Alabama (1971)

- Jacksonville State (1992)

MEN'S GOLF (5)

- Troy State (1976, 77, 84)
- West Florida (2001, 08)

WOMEN'S GOLF (3)

- Troy State (1984, 86, 89)

WOMEN'S GYMNASTICS (2)

- Jacksonville State (1984, 85)

HOCKEY (2)

- Alabama-Huntsville (1996, 98)

WOMEN'S SOCCER (1)

- Christian Brothers (2002)

MEN'S TENNIS (3)

- Valdosta State (2006)
- West Florida (2004, 2005)

TRACK (1)

- Southeastern Louisiana (1975)


WOMEN'S VOLLEYBALL (1)

- North Alabama (2003)

Current member; \*Small College Div. Champion

**GSC Commissioners**

- Nate Salant (1992-Present)
- Sonny Moran (1987-1992)
- Ralph McFillen (1984-1987)
- Hayden Riley (1982-1984)
- Jim McCullough (1979-1982)
- Stan Galloway (1971-1979)



**THE 2009 COACHES**

**DAVID DEAN**

Head Coach

3rd year as Head Coach / 10th year at Valdosta State

22-4 Overall Record / 13-3 GSC Record

Georgia State (1986)

Beginning his third season as the Valdosta State head coach, David Dean has quickly shown he knows what it takes to be successful as the top man of an elite program in the NCAA Division II's ranks.

After all, Dean accomplished what very few on any level and in any sport have ever done in their first year as a coach, leading his Blazer squad to the 2007 NCAA Division II national championship. Along the way, Dean's Blazers tallied a 13-1 record, including a 7-1 mark in the always tough Gulf South Conference. The confidence and resolve that Dean instilled in his team helped the Blazers to six second half come-from-behind victories during the year, including an amazing four times in four NCAA playoff games. The year culminated with a 25-20 win over Northwest Missouri State in the national championship game, the school's second national title in four seasons. In directing his team to the national championship, Dean became just the second NCAA Division II coach to win the title in his first year as a head coach, joining North Dakota State's Earl Solomonson as the only coaches to accomplish the feat.

VSU's success on the year also reached to a personal level as Dean's tutelage helped two Blazers – wide receiver Cedric Jones and safety Sherard Reynolds – earn first team All-America honors. Additionally, seven Blazers were named to the All-Gulf South Conference squad. Dean also reaped the benefits of his team's success as he was named NCAA Division II Coach of the Year by the American Football Coaches Association, Schutt Sports/American Football Weekly and the Touchdown Club of Atlanta. One of Dean's pupils also saw his football career continue as Maurice Leggett signed a free agent contract with the Kansas City Chiefs. Leggett, who was a standout on Dean's special teams units all four years he wore a Blazer uniform, went on to earn NFL Special Teams Player of the Week honors on one occasion during his rookie season with the Chiefs and was named the Kansas City Rookie of the Year at the conclusion of the 2008 season.

Valdosta State ranked among the nation's leaders in both offense and defense throughout Dean's first season, finishing the season ranked among the top 40 in the nation in an amazing 17 of the 23 categories in which the NCAA ranks the 144 Division II squads, a testament not only to the caliber of players on Dean's squad, but also to the ability of his coaching staff to teach the game of football. The Blazers led the nation in passes intercepted, finishing with 27, while standing second in turnovers gained, fourth in punt return defense, fifth in turnover margin and 10th in net punting.

In addition to his duties as head coach, Dean also served as the team's offensive coordinator during his first season. The results were typical of his time in Valdosta as Valdosta State finished 14th in the nation in scoring offense while standing 35th in total offense and 39th in passing offense.

After losing 14 starters and 23 letterwinners off of his first squad, Dean faced the unenviable task of having to rebuild the VSU team to the high standards that Blazer fans have come to expect. Dean proved he was up for the task as he led Valdosta State to its second playoff appearance in as many years in 2008. His squad tallied a 9-3 overall record and a 6-2 mark in Gulf South Conference action while advancing to the second round of the NCAA Tournament.

Individual honors again rolled in after Dean's second year at the helm of the Blazers as he six Blazers earned All-Gulf South Conference honors, including Sherard Reynolds and Demario Jones on the first team as well as Larry Dean, Albert Dukes, Joey Farmer and Jack Fulford on the second team. Additionally, quarterback Chris Hart became just the third Valdosta State offensive player to earn GSC Freshman of the Year honors as he finished fourth in the league in total offense despite splitting time with senior Tucker Pruitt during the year.

Additionally, Reynolds was a consensus choice to the various All-Region teams and was joined by on the Football Gazette All-Region squad by Jones. Reynolds rounded out the individual honors by earning first team All-America honors for the third straight season, just the second Blazer to do so.


The Valdosta State losses from 2007 to 2008 hit Dean's specialty particularly hard as eight of the 14 starters lost between the two seasons came on the offense side of the ball. Regardless of the losses, Dean led the offense to a 48th finish nationally in total offense as Valdosta State averaged 380.8 yards per game on the season. The passing game continued to be among the nation's best as it ranked 44th nationally with a 134.52 efficiency rating and 36th in passing yards per game, at 245.8 an outing.

Dean, 45, became the eighth man to assume the title of head coach at Valdosta State in the program's 26 year history on January 19, 2007. He brought a wealth of knowledge to his new position as he had spent 19 years in the collegiate coaching ranks, including the role of Valdosta State's offensive coordinator from 2000 through 2006.

Dean made an immediate impact on the Blazer football squad during his initial season in Valdosta in 2000 as VSU led the nation in both total offense, at 502.4 yards per game, and in passing offense (377.9) while finishing third in scoring offense, scoring 45.5 points per game. Dusty Bonner was named the Harlon Hill Trophy winner and was one of two VSU offensive players to earn All-America honors. The Blazers capitalized on the offensive success, tallying a 10-2 record while advancing to the second NCAA Regional appearance in school history.

Valdosta State again advanced to the NCAA Regionals in 2001 while finishing fifth in the nation in total offense, with 506.4 yards per game. The Blazer passing game, once again led by Harlon Hill winner Dusty Bonner, ranked sixth nationally at 321.2 yards a game, while VSU averaged 49.4 points an outing, second-best in the nation. Five Blazers on the offensive side of the ball earned All-America honors after the season.

Dean was once again instrumental in the Blazers' success in 2002 as he helped the team reach its first ever National Championship game. That squad rolled to a 14-1 record during the season, its only blemish a 31-24 defeat at the hands





of Grand Valley State in the final game of the season. The offense continued to flourish, tallying 398.5 yards a game, good enough for 32nd-best in the nation. With Bonner gone to graduation, Dean groomed current VSU quarterbacks coach Buster Faulkner into an All-Gulf South Conference quarterback while running back Aaron Jenkins earned the school's third straight GSC Offensive Player-of-the-Year honor. Valdosta State was 11th nationally in passing that season, throwing for 277.5 yards a game, and 16th in scoring, at 33.3 points per outing.

The VSU offense ranked 44th nationally in total offense, 14th in passing offense and 31st in scoring offense in 2003 while accumulating a 10-2 mark and its fourth straight trip to the NCAA postseason before reaching its ultimate goal in 2004. That season, Dean helped the squad win the school's first football national championship as he led a unit that was 33rd nationally in total offense at 415.8 yards a game. VSU was 38th nationally in rushing offense that season and 46th in passing offense while finishing the season 26th in scoring offense. VSU's kickoff and punt return units, both of which Dean oversaw, also finished in the top 60 in the nation during the season as Valdosta State rolled off 14 straight victories after dropping the season opener.


The Valdosta State passing offense again ranked among the top in the nation under Dean during the 2005 season, standing 14th at 275.6 yards a game, as well as in scoring (49th / 28.2). The 2006 team returned to the top 20 in total offense, standing 20th at 389.8 yards per game while ranking 89th in rushing, sixth in passing and ninth in scoring. Additionally, the punt return team ranked second in the nation under Dean's direction, tallying 17.3 yards per return.

Overall, 14 Valdosta State offensive players earned All-America honors during Dean's seven seasons as the Blazers' offensive coordinator while 25 times a VSU offensive player was named to the All-Gulf South Conference team, including current wide receiver Cedric Jones, who earned GSC Freshman-of-the-Year in 2006. Additionally, the Blazers set 21 single season team offensive records during Dean's time as offensive coordinator while the special teams unit established five new school records. The Blazers won four Gulf South Conference championships during his tenure as offensive coordinator, tallied a 56-6 league record and advanced to six NCAA postseasons during that span.

Dean's success at grooming offensive players began prior to his arrival at Valdosta State. Prior to his VSU tenure, Dean also served eight years as an assistant coach at West Georgia, the last two of which was spent as the Wolves' offensive coordinator. He joined West Georgia in 1992 as the squad's running backs coach before adding the title of special team's coordinator in 1993. Prior to the 1998 season Dean took over the school's offensive coordinator position as well as the quarterback coaching job. Wolves quarterback Jeremy Clements was named the Gulf South Conference Offensive Player-of-the-Year during Dean's initial season as offensive coordinator, giving the coach four honorees in the five-year stretch from 1998-2002. West Georgia accumulated an 18-5 record during Dean's two seasons as offensive coordinator, including an 8-1 mark and a GSC championship in 1999. Overall, West Georgia compiled a 59-28 record, won two GSC championships and beat Valdosta State seven times, an event that has happened just once in seven game since his migration to Valdosta in 2000, during Dean's eight years with the school.

Dean began his coaching career at Valdosta State in 1988 as he began a four-year stint as wide receivers coach on Mike Cavan's staff. He also served as wide receivers coach at Avondale High School during the 1987 season and spent the 1986 school year as a graduate assistant coach at Georgia Tech. Dean walked on to the Georgia Tech squad in 1982 and earned a scholarship the following season as he played wide receiver for the Yellow Jackets through the 1985 school year.

Dean is a member of the American Football Coaches Association and Fellowship of Christian Athletes. He is married to the former Stacie Stott, a Valdosta State alumnus, and the couple has three daughters - Caroline (12), Allison (10) and Natalie, who turned 4 in June.



**DAVID DEAN VS. ALL OPPONENTS**

Albany State.....	1-0
Arkansas-Monticello .....	1-0
Arkansas Tech.....	1-0
California (Pa.).....	1-0
Carson-Newman .....	1-0
Catawba.....	1-0
Delta State .....	0-2
Fort Valley State.....	2-0
Harding.....	1-0
Henderson State .....	1-0
Newberry.....	1-0
North Alabama.....	2-2
Northwest Missouri State.....	1-0
Ouachita Baptist .....	2-0
Southern Arkansas .....	2-0
West Alabama .....	2-0
West Georgia.....	2-0





**BLAZERS HONORED UNDER DAVID DEAN**

**All-America**

Cedric Jones, Wide Receiver .....	2007
William Montford, Linebacker .....	2007
Sherard Reynolds, Safety.....	2007, 2008

**All-Region**

Gerald Davis, Offensive Tackle.....	2007
Cedric Jones, Wide Receiver .....	2007
Demario Jones, Defensive Tackle.....	2008
William Montford, Linebacker.....	2007
Sherard Reynolds, Safety.....	2007, 2008

**Academic All-Region**

Travis Harrison, Defensive End.....	2007
Zach Parker, Tight End .....	2007

**All-Gulf South Conference**


Gerald Davis, Offensive Tackle.....	2007
Larry Dean, Linebacker .....	2008
Albert Dukes, Wide Receiver .....	2008
Joey Farmer, Deep Snapper .....	2008
Jack Fulford, Punter .....	2008
Travis Harrison, Defensive End.....	2007
Cedric Jones, Wide Receiver .....	2007
Demario Jones, Defensive Tackle.....	2008
Maurice Leggett, Cornerback .....	2007
William Montford, Linebacker.....	2007
Sherard Reynolds, Safety.....	2007, 2008
Michael Terry, Running Back .....	2007

**Gulf South Conference Freshman of the Year**

Chris Hart, Quarterback .....	2008
-------------------------------	------

**GSC All-Academic**

Travis Harrison, Defensive End.....	2007
Zach Parker, Tight End .....	2007
Tucker Pruitt, Quarterback .....	2007
Dudley Spence, Safety.....	2007



David, Stacie, Caroline, Allison and Natalie

**DAVID DEAN QUICK FACTS**

**PERSONAL DATA**

Born February 3, 1964 in Atlanta, Ga.  
 Married to former Stacie Stott of Leary, Ga.  
 Father of Caroline (12), Allison (10) and Natalie (4)

**EDUCATION**

Georgia State, 1986 (BBA in Business Management)

**COACHING EXPERIENCE**

1986: Graduate assistant - Georgia Tech  
 1987: Wide Receivers Coach - Avondale High School  
 1988-92: Wide Receivers Coach - Valdosta State  
 1992-97: Running Backs Coach / Special Teams Coordinator - West Georgia  
 1998-99: Offensive Coordinator - West Georgia  
 2000-07: Offensive Coordinator - Valdosta State  
 2007-Present: Head Coach - Valdosta State

**Valdosta State Under Dean...**

	All Games	GSC Games
At Home	11-2	6-2
On the Road	10-2	7-1
Neutral Site Game	1-0	0-0
vs. In-State Opponents	5-0	2-0
In August	2-0	0-0
In September	6-0	4-0
In October	6-3	6-3
In November	5-1	3-0
In December	3-0	0-0
On Television	4-2	3-2
Afternoon Games	12-1	6-0
Night Games	10-2	7-3
Decided by 7 pts or Less	7-2	3-2
Scoring First	15-2	8-2
Opponent Scores First	7-2	5-1
Leading at Halftime	14-1	10-1
Trailing at Halftime	7-3	3-2
Tied at Halftime	1-0	0-0
Leading after 3 quarters	16-1	10-1
Trailing after 3 quarters	6-3	3-2
In overtime	0-1	0-1
Scoring 30+ points	13-1	8-1
Scoring 20-29 points	8-2	5-2
Scoring 0-19 points	1-1	0-0
Allowing 30+ points	0-3	0-2
Allowing 20-29 points	10-1	5-1
Allowing 0-19 points	12-0	8-0
Outrushing Opponent	16-1	10-1
Getting Outrushed	5-3	2-2
Passing for more Yards	16-1	10-1
Passing for fewer Yards	6-3	3-2
Outgaining Opponent	19-1	11-1
Getting Outgained	3-3	2-2
Winning Time of Poss.	8-2	6-3
Losing Time of Poss.	14-2	7-0
Scoring a Defensive or Special Teams TD	10-3	5-2
Allowing a Defensive or Special Teams TD	2-2	1-2
Fewer Penalty Yards	10-2	5-2
More Penalty Yards	12-2	8-1
Winning Turnover Battle	14-1	7-1
Losing Turnover Battle	7-2	5-2


**JOE CAUTHEN**

Defensive Coordinator / Linebackers Coach  
3rd year at Valdosta State  
Stephen F. Austin (1990)

Hailed as one of the top rising coaches on the defensive side of the ball, Joe Cauthen has re-enforced that perception during his first two years as defensive coordinator and linebackers coach with Valdosta State.

After all, Cauthen directed a unit that finished 14th in the nation in scoring defense, as the Blazers surrendered 17.6 points per game, while VSU won its second national title in 2007. Cauthen's knowledge of the defensive side of the ball was no more evident than in the 2007 NCAA Championship game, where his scheme held Northwest Missouri State running back Xavier Omon, who had averaged 236 yards a game in three previous playoff contests, to just 63 yards on 27 carries, an average of 2.3 yards per carry. In fact, all ball carriers have found the going tough against Valdosta State since Cauthen's arrival, as the Blazers have allowed a 100-yard rushing performance just one time in his 26 games as the leader of the Blazer defense.



Under Cauthen's tutelage, the Blazer defense ranked among the best in the nation in nearly every category, finishing in the Top 40, out of 144 total teams, in six of the seven categories that the NCAA ranks on an annual basis. Cauthen's aggressive, ball-hawking defensive approach helped VSU lead the nation in

passes intercepted with 27 on the season while finishing second in turnovers gained with 40. Additionally, Valdosta State was 25th in passing efficiency defense (105.9) and 33rd in rushing defense (120.9 yards per game). Meanwhile, the Blazers just missed finishing in the top 40 in total defense as they claimed 45th after surrendering just 326.4 yards per game in their 14 contests.

Cauthen's defense was just as impressive during the 2008 season as it finished 31st nationally in total defense and 24th in scoring defense. The Blazers allowed opponents just 304.6 yards per game during his second season with the school while surrendering just 18.6 points per outing. On the rushing side, the Blazers only allowed 108.3 yards per game to rank 31st in the nation while opponents found throwing the ball even tougher as they were held to a 104.91 efficiency rating, a number that ranked VSU 20th nationally.

Cauthen's ability to teach the game of football has helped several Blazers earn individual honors during his two years as two defensive players - safety Sherard Reynolds, who accomplished the feat in 2007 and 2008, and linebacker William Montford (2007) - have garnered All-America honors while a third, defensive tackle Demario Jones (2008), was named All-Region. Additionally, linebacker Larry Dean (2008), defensive end Travis Harrison (2007), Jones (2008), cornerback Maurice Leggett (2007), Montford (2007) and Reynolds (2007 and 2008) have all been named to the All-Gulf South Conference team.

Cauthen joined the Blazers after eight seasons with Texas A&M-Commerce, during which the Lions consistently ranked among the top defenses in the nation. A&M-Commerce led the Lone Star Conference and was ranked 23rd nationally in total defense in 2006 as the Lions compiled a 5-5 mark. Cauthen's defense surrendered just 258.3 yards per game, including 95.3 on the ground and 163.0 through the air. The Lions allowed just 15.1 points per game, 19th-best nationally, and were 24th in rushing defense.

The Lions were equally as impressive in 2005 as they again led the Lone Star Conference in total defense (318.9 yards a game), rushing defense (127.4 yards per game) and scoring defense (18.3 points an outing). A&M-Commerce was 47th nationally in total defense and 42nd in rushing defense while finishing 22nd in scoring defense. Additionally, under Cauthen's tutelage, Lion linebacker

J.D. Hearn led the nation in tackles in 2005 and earned eight national post-season awards.

During his seven seasons with the Lions, Cauthen coached six All-Americans, four Lone Star Conference linebackers of the year, three defensive linemen of the year, a defensive back of the year and 34 defensive players that earned All-Lone Star Conference at least once during their career.

Cauthen spent little time in establishing his mark on the Texas A&M-Commerce defense as in just his third year he directed a defense that ranked second in the league in total defense, first against the run, second against the pass and third in scoring defense. Two years later, his 2003 defense was fourth in the 15-team league in 41st nationally in total defense.

Cauthen joined the Lion staff in 1999 after two seasons at I-AA Stephen F. Austin. He began his tenure with SFA as a restricted earnings coach in 1997 before becoming full-time in 1998. He worked with the defensive line during his two seasons and aided the Lumberjacks to an 11-11 overall record. Cauthen's line was instrumental in Stephen F. Austin finishing the 1997 season ranked 21st in the nation in the final national poll.

Prior to Stephen F. Austin, Cauthen spent a season as defensive line coach at Trinity Valley Community College in Athens, Texas. He also worked with the special teams unit at TVCC and served as the school's strength and conditioning coach. He began his coaching career at Sherman High School in Sherman, Texas during the 1990 season and worked with the school for five seasons. In addition to teaching biology for the school, Cauthen worked with the freshman team his first year and as an assistant for the varsity squad from 1992 through 1995. Additionally, he served as an assistant for the school's baseball, power lifting and basketball programs. Cauthen's coaching was instrumental in leading both Trinity Valley and Sherman to post-season berths during his time with the schools.

Cauthen earned his Bachelor's in Health and Kinesiology with a minor in Biology from Stephen F. Austin in 1990. He also obtained a Master's in Sports Administration from the University of Texas-Tyler in 1997.

Cauthen is married to the former Karen Belson of Houston, Texas. The couple has three children, Brooklyn (15), Dakota (11) and Jackson (10).



*Joe, Karen, Brooklyn, Dakota and Jackson*

**DAVID ELSENRATH**

Assistant Head Coach / Offensive Line  
3rd year at Valdosta State  
Missouri-Rolla (1985)

Now in his second tour of duty with the Valdosta State football program, David Elsenrath, who serves as the Blazers' offensive line coach and recruiting coordinator, is no stranger to the demands of involved with a winning collegiate football program. After all, Elsenrath has spent more than 28 years in the collegiate ranks, both as a player and coach.

Elsenrath has been instrumental in the development of the Blazer offensive line over the last two seasons as he has guided the unit to two of its best showings in recent memory. His 2007 offensive line was instrumental in the Blazers establishing numerous school records en route to the school's second



national championship. The line was successful in all facets as it aided the rushing attack to 2,360 yards while surrendering just 20 sacks on the year, the fewest since also allowing 20 during the 2001 season. Elsenrath's teaching ability was also evident on the individual level as tackle Gerald Davis earned All-Gulf South Conference honors after the season before signing with the Hamilton Tiger-Cats of the Canadian Football League.

Elsenrath's teaching ability was even more evident in 2008 as four starters departed off of the previous year's squad. Under his direction, the revamped line steadily improved throughout the season, finishing the year having allowed just 24 sacks on the year while helping the Blazers average 380.8 yards and 28.3 points per game.

Elsenrath joined the Valdosta State staff after spending the last seven seasons at Tusculum, including the last two years as offensive coordinator. The Missouri native also worked as the quarterbacks and tight ends coach the last two seasons, during which the Pioneers tallied a cumulative record of 9-12. Overall, Tusculum was 46-28 with Elsenrath on the coaching staff, including a 26-23 mark in the SAC.

Elsenrath also spent five seasons as Tusculum's offensive line coach, a position he assumed upon joining the school in the spring of 2000 and held through the end of the 2004 season. He worked with six All-South Atlantic Conference honorees, including two All-Americans as offensive line coach. He coached former Pioneer Alan Dunn to back-to-back Jacobs Blocking Trophies, given annually to the top line man in the SAC, and the 2003 Jim Langer Award, an honor bestowed upon NCAA Division II's Offensive Lineman of the Year. Both Dunn and former Pioneer Felix Perez earned All-America honors under Elsenrath's tutelage while Dunn, Doug Holmberg, Mario Leon and Bull Brown earned invitations to postseason All-Star games.

Prior to Tusculum, Elsenrath spent three seasons as the head football coach at Adams State College in Alamosa, Colo. He led the Grizzlies to the most Rocky Mountain Athletic Conference victories in school history and had two players named All-America. Additionally, three ASC players earned Academic All-America honors and 14 times a Grizzly was named to the RMAC All-Conference team. Twice in his three seasons a football player was named Adams State's Male

Academic Student-Athlete of the Year.

The Grizzlies were 9-22 during Elsenrath's three seasons with the school, including an 8-16 mark in RMAC play. He improved the school from a 1-10 overall record his first season to a 4-6 mark the final two years. Likewise, the Grizzlies improved from 1-7 in the conference play his first year to 3-5 and finally 4-4 his final season.

Before taking over at Adams State, Elsenrath served three years as tight ends coach at Division I Eastern Kentucky. While at the Richmond, Ky. school, Elsenrath helped the school to a 25-11 record, including a 21-3 mark in Ohio Valley Conference play. The Colonels won the 1994 OVC title with a perfect 8-0 record and advanced to both the 1994 and 1995 NCAA Division I-AA playoffs.

Elsenrath wrapped a pair of graduate assistant jobs on the staffs of legendary coaches around his first job with the Blazers. He spent the 1992 and 1993 seasons as a graduate assistant coach for Howard Schnellenberger at Louisville, working with the offensive line while helping the team win the 1993 Liberty Bowl and also served two seasons on Pay Dye's staff at Auburn, where he worked as a defensive line coach for a team that played in the 1986 Citrus Bowl while working with the offensive line on the 1987 SEC Championship and Sugar Bowl participating team.

Elsenrath's first stint on the Blazer coaching staff stretched from 1988 through 1992 as he served as an assistant on Mike Cavan's staff. He worked with the tight ends and as an assistant offensive line coach his first two seasons before taking over the head offensive line coaching duties in 1990. He also served as the Blazers' recruiting coordinator all four seasons.

As a player, Elsenrath lettered at Missouri-Rolla. He graduated Cum Laude from the school with a Bachelor's degree in Life Sciences in 1985 and earned a Secondary Teacher Certificate from Missouri-Columbia later that year while acquiring a Master's of Education from Auburn in 1987.

Elsenrath, who turned 46 in July, is an active member in the American Football Coaches Association and has served on several committees in that role. He is married to the former Beth Calhoun of Sylvester, Ga., who earned both her undergraduate and Masters degrees in Education, with an emphasis in Behavior Disorders, from Valdosta State. The Elsenraths are the proud parents of twin sons, Andrew and Robert, who will turn six in November, as well as daughters Mary Day (4) and Clara Beth (2).



David, Beth, Andrew, Robert, Mary Day and Clara Beth

**EARL CHAMBERS**

Defensive Line / Director of Football Operations  
5th year at Valdosta State  
Georgia (1999)



Now in his fifth year as an assistant at Valdosta State, Earl Chambers has solidified himself as one of the top defensive line coaches in the country.

Chambers immediately made his mark on Valdosta State in 2005 as he aided both defensive ends on the squad to All-Gulf South Conference seasons. Under his tutelage, Tim Thompson earned first team All-GSC honors while Dedrick Morrison was tabbed to the league's second team. Likewise, Chambers coached Travis Harrison to an All-GSC first team spot in 2006 and was integral in the Blazer defense setting a school record for fewest points and total yards allowed. He also



served as Valdosta State's recruiting coordinator during his first two seasons and was instrumental in recruiting 2006 GSC Freshman of the Year Cedric Jones.

Chambers' experience and ability to teach the game of football was once again evident in 2007 as his unit was instrumental in the Blazers winning the Division II national championship. His teaching helped Harrison earn second-team All-GSC honors during the year while the defensive line accounted for 23.5 of VSU's 38 sacks on the year while totaling 53 tackles for loss. Under Chambers' guidance, the young group, which featured eight freshman and two sophomore out of the 16 players to see time on the defensive line during the season, improved considerably over the course of the season and was instrumental in holding Northwest Missouri State's Xavier Omon, who was averaging 236 yards a game in the playoffs, to just 63 yards in the national title game.

The 2008 season again saw Chambers work his magic with the defensive line as he directed a group that accounted for 39 of the Blazers 82 tackles for loss and 17.0 of VSU's 23.0 sacks. The individual accolades continued to roll in for Chambers' players as Demario Jones earned first team All-Gulf South Conference honors as well as All-South Region recognition at the end of the season.

Chambers, 33, joined the Valdosta State staff from the University of Georgia, where he spent five years as a graduate assistant. Chambers spent his first year

on the Bulldog staff as a recruiting assistant, helping to evaluate position recruits as well as coordinating official visits. His final four seasons, Chambers served as an assistant with the UGA defensive staff and as video coordinator. His defensive duties involved Chambers with the defensive line and allowed him to coach the team's offensive and special teams scout players. He also worked as an academic mentor, assisting the Bulldogs as they worked towards their college degrees.

Georgia was 50-14 during Chambers' five seasons on the coaching staff and made bowl appearances all five years. The Bulldogs won the Southeastern Conference in 2002 and were the Sugar Bowl Champions that year while winning the SEC East title in 2003. UGA won the O'ahu Bowl his first season, the Capital One Bowl in 2003 and the Outback Bowl in his final year while appearing in the Music City Bowl in 2001. He coached three NFL first round draft picks in his five seasons with the school, including Jonathan Sullivan, Charles Grant and David Pollack.

Chambers' five years on the coaching staff at Georgia completed a 10-year run with the program, which also saw him star at strong safety from 1995 through 1999, including a red-shirt year in 1996. He registered 41 tackles and four pass breakups his senior season and aided the Bulldogs to an Outback Bowl title that year. Overall, UGA was 33-11 in his four years of action, including a 3-1 mark in bowl games.

In addition to his playing duties, Chambers served on the SEC Council, UGA Athletic Board and the Faculty Committee during the 1996-97 school year. He also served two years on Georgia's Student-Athlete Advisory Committee during his undergraduate years. Chambers graduated from UGA with a degree in psychology in 1999 and is currently working on his Master's in Sport Management.

Chambers was a standout athlete in high school, lettering in four sports and starting at both quarterback and defensive back for Banneker High School. He was named honorable mention All-State by both the Associated Press and by the Atlanta Journal Constitution as a senior.

A member of the American Football Coaches Association, Chambers is married to the former Tonya Bell of Cuba, Alabama and is the father of three children, Eariona, 15, and Jordan, 3 and Evelyn, 7 months.



*Earl, Tonya and Evelyn*

**SETH WALLACE**

Secondary / Special Teams  
1st year at Valdosta State  
Coe College (2001)

Entering his first season with Valdosta State, Seth Wallace looks to continue the success of perhaps the most productive unit of the Blazer defense over the past

several years.

Wallace is no stranger to the sport of football on the collegiate level, where he has spent nearly half of his 30 years. He has spent the last eight seasons coaching with one successful team after another on the NCAA Division I and III ranks after spending the previous four as an All-Conference wide receiver at Division III's Coe College. The varied experience has given Wallace a wide range of knowledge in how to win in all aspects of being a NCAA student-athlete.

For the last three years, Wallace has served as a defensive graduate assistant with the Big Ten's Iowa Hawkeyes. Wallace worked primarily with the Hawkeye secondary during his three year stay in Iowa City, helping direct a squad that led the Big Ten in turnover margin and red zone defense in 2007 while finishing first in scoring defense and interceptions as well as second in total defense in 2008. Seven times a player was named All-Big Ten under Wallace's watch, including Charles Godfrey who earned All-America honors in 2008. The Hawkeyes won the 2009 Outback Bowl and also participated in the 2006 Alamo Bowl during his three years with the school.

Wallace's tutelage wasn't just limited to the defensive side of the ball as he also assisted with the Hawkeye special teams units. He worked closely with the punt return defense, a unit that led the nation in 2006, fifth in 2008 and 20th in 2007. His kickoff return squad was 10th nationally in 2007 while the Iowa defense was fourth nationally in interceptions during his final season.

Prior to Iowa, Wallace spent three seasons at Division III's Lake Forest College, the first working with the defensive secondary and serving as the special teams coordinator before taking over as the offensive coordinator for the 2004 and 2005 seasons. The Foresters compiled a 19-11 record during his three seasons with the Illinois school, including a school record eight victories during his first season directing the team's offense. Overall, Lake Forest went 12-8 with Wallace as its offensive coordinator while establishing nine school records, including total offense and passing offense, while posting the third highest scoring total in school history. Nine of his players earned all-conference honors during the two year span while four were recognized as Academic All-Conference.

Wallace arrived at Lake Forest in 2003 as the school's defensive secondary coach and special teams coordinator. The school posted a 7-3 record that season and two of the team's defensive backs earned All-Midwest Conference honors, a recognition also garnered by the squad's punter. The Foresters led the Midwest Conference in scoring defense, passing defense and total defense in 2003 and its 18 interceptions on the season ranked as the third-most in school history. Wallace also served as the LFC recruiting coordinator all three seasons with the school.

Wallace began his coaching career at Coe College in Cedar Rapids, Iowa. He worked with the team's wide receivers and tight ends while also serving as a special teams assistant both seasons with the Kohawks, helping the school to a 16-6 record in his two seasons. CC won the Iowa Conference title in his final year with the school in 2002 and advanced to the quarterfinal round of the NCAA Division III playoffs. The Kohawks led the IIAC in total offense, punt returns and kickoff returns during the year, after also finishing first in passing offense and kickoff returns in 2001.

As a player at Coe, Wallace was a four-year starter at wide receiver while also serving as one of the school's return specialists. He earned All-Conference honors in both 1999 and 2000 and led the nation as a punter returner as a freshman in 1997, when he averaged 30.1 yards per return, the third-highest average in

NCAA Division III history. Wallace ranked 26th in the Division III ranks in receiving yards in 2000 and finished his career among the top three in Coe College history in receiving yards in a game, season and career.

Wallace played his prep career at Grinnell High School, where he earned All-State honors at running back as a senior in 1996. He helped his school advance to the Iowa Class 3A state quarterfinals in his final year and participated in the Iowa High School Shrine Bowl following the season.

The son of Grinnell College athletic director and former head football coach Greg Wallace, Wallace is a member of the American Football Coaches Association. He earned his bachelor's degree in physical education from Coe in 2001 and completed a Master's in Sports Management from Iowa in December of 2008.

Wallace is a native of Danville, Ky. and is married to the former Erica Severson of Mt. Pleasant, Iowa.



*Seth and Erica*

**TYLER AURANDT**

Wide Receivers  
3rd year at Valdosta State  
Valdosta State (2007)

Now in his second year as Valdosta State's wide receiver coach, Tyler Aurandt is fully aware of the rigors involved with playing on one of NCAA Division II's premiere football programs.

After all, Aurandt is now in his seventh year overall with the Blazer program after serving as a receiver for four years on the VSU squad. The Atlanta, Ga.



native saw action in 31 games during his four seasons in the Red and Black, during which he caught 86 passes. Aurandt tallied one touchdown and 718 yards during his Blazer career and enjoyed his best season as a senior in 2006 when he was second on the team with 43 receptions. He enjoyed a career game against West Alabama that season, when he hauled in 13 catches for 123 yards. Aurandt's career highlights also included a pair of receptions in the Blazers 2004 national championship game victory over Pittsburg State.

Aurandt easily transitioned into coaching the next season when he served as an offensive assistant on David Dean's first coaching staff. He worked primarily with the wide receivers during the Blazers' 2007 national championship season and was instrumental in Cedric

Jones being named All-America at the end of the season. Aurandt's ability to teach the game of football and the position of wide receiver was quickly proven as he worked with a group of receivers that featured six newcomers. The group excelled under his leadership, catching 276 passes for 2,981 yards and 27 touchdowns



during the year.

The 2008 season saw Aurandt again serve as the leader of the receiving corps, and again he showed his ability to teach the game as his position saw seven new players join the VSU ranks prior to the season. Aurandt's tutelage helped Albert Dukes earn All-Gulf South Conference honors during the season as the first year player caught 41 passes and eight touchdowns. Over all, the group accounted for 201 receptions and 2,555 yards as well as 24 touchdowns on the season.

Aurandt played his prep career at Greater Atlanta Christian.

**JORDAN ABBOTT**

Defensive Assistant  
2nd year at Valdosta State  
Florida State (2008)

Now in his second year as with Valdosta State, Jordan Abbott serves as a defensive assistant with the Blazers. Abbott began his VSU career as a graduate assistant

coach with the defensive line and will move to linebackers this season.

Abbott has a strong history in the game of football as he joined Valdosta State from Florida State, where he served as a student assistant coach for two seasons. At FSU, Abbott worked with the defensive ends and special teams units. Abbott also gained invaluable experience working the Bobby Bowden football camp, where he served as a defensive ends coach in 2006 and 2007.

Prior to moving to Florida State, Abbott spent two seasons playing at NAIA Webber International, where he saw time as a fullback, linebacker and strong safety while playing in the infancy of the program, which began play in 2002.

Abbott played his prep career at Belleview High School in Belleview, Fla.

**SETH BOYETTE**

Offensive Assistant  
2nd year at Valdosta State  
Valdosta State (2008)

Entering his fifth year with the Valdosta State football program, Seth Boyette enters his second year as an offensive graduate assistant for the Blazers. Boyette

worked with the Blazer running backs last season and will move to the offensive line in 2009.

Boyette spent his first four seasons as the VSU video coordinator, an area he continues to oversee. As the video coordinator, Boyette was responsible for all game and practice filming and served as VSU's game tape exchange coordinator. He was also responsible for all player highlight film requests from the NFL and other professional football leagues. Boyette worked with both of VSU's national championship squads as the head of the video department.

Boyette's playing career consisted of a four-year letterwinner career at Bainbridge High in Bainbridge, Ga. He played both center and nose guard for the Bearcats and served as a captain for BHS's 2002 state playoff team.





**RYAN MCNAMARA**  
 Defensive Assistant  
 3rd year at Valdosta State  
 Florida (2005)

Now in his third year as a defensive graduate assistant with the Blazer football program, Ryan McNamara has proven to be a valuable asset to the VSU defensive coaching staff. McNamara will work with the defensive line during the upcoming season, rounding out his coaching experience on the defensive side of the ball.

McNamara worked with VSU's secondary and special teams units during the 2007 national championship season, aiding a unit that recorded 23 interceptions during the season. He moved to the linebacking corps in 2008 and helped tutor one of the strongest units on the squad. He worked with All-GSC performer Larry Dean, VSU's leading tackler.

McNamara came to Valdosta State after spending 18 months with Electronic Arts, where he worked on the Madden NFL football game platform. He earned a Bachelor's of Science degree in Management from the University of Florida in December 2005, needing just three and a half years to finish his degree requirements.



**PAUL STREAKER**  
 Offensive Assistant  
 3rd year at Valdosta State  
 Valdosta State (2008)

Paul Streaker begins his second year as a graduate assistant for the Blazers after spending 2006 as a student assistant for the squad. Streaker, who worked with the offensive line the last two seasons, takes over as the new running backs coach for the Blazers in 2009.

Streaker began his VSU career as an offensive lineman for the Blazers and saw action in 22 games as a center during his freshman and sophomore years. He started all 10 contests he saw action in during the 2005 season before having his career ended by an injury prior to the 2006 year.

Streaker was a four-year letterwinner at Fort Walton Beach High in Fort Walton Beach, Fla. He earned All-State honors three times while also leading the Vikings to three state playoff appearances.



**SAM UMBERG**  
 Student Assistant  
 2nd year at Valdosta State

Now in his second year as with Valdosta State, Sam Umberg serves as a student assistant on the offensive side of the ball for the Blazers. Umberg worked with the Valdosta State wide receivers and quarterbacks in 2008 and will return to assisting head coach David Dean with the quarterbacks this season.

Umberg's coaching experience began as a student at North Gwinnett High in Suwanee, Ga., where he assisted in leading the Bulldogs to four straight AAAAA state playoff appearances. He began his career at North Gwinnett as a linebacker in 2004 and helped the squad to the second round of the state playoffs before aiding his team in reaching the first round of the 2005 tournament. After a back injury ended his playing career, Umberg took to coaching and assisted the Bulldogs to the quarterfinals of the 2006 GHSA playoffs and a runner-up position in the 2007 state tournament. He worked with the outside linebackers on both of those teams and was a teammate of current Blazers R.J. Bastone and Evan Gilles.



**WILL WEAVER**  
 Defensive Assistant  
 2nd year at Valdosta State  
 Valdosta State (2007)

Now in his third season as a graduate assistant coach with the Blazers, Will Weaver is entering his fifth year overall with the Blazers after spending two seasons as the teams deep snapper in 2005 and 2006. As he has the first two seasons, Weaver will work with the Valdosta State secondary in 2009 while also tutoring the Blazer deep snappers.

Weaver played in all 22 games during his two years with the Blazers after transferring to the school from Itawamba Community College in Tupelo, Miss.

Weaver worked with the Blazers' defensive line and special teams units during his initial season as an assistant. Under his tutelage, freshman deep snapper Joey Farmer recorded just one bad snap on 146 attempts while the Blazer punt squad ranked first in the Gulf South Conference and 10th nationally. Likewise, Zac Williams was second in the GSC in both field goal and point after percentage. Weaver's tutelage assisted Framer in earning second team All-GSC honors as a sophomore in 2008.




**MICHAEL DOSCHER**

Head Strength and Conditioning Coach  
14th year at Valdosta State  
Springfield (1992)

The Blazer football off-season program provides a great opportunity for players to make progress in many athletic areas. The primary goal is to develop foot speed and quickness, along with focusing on explosive power, which is achieved through weight training four days a week.

Strength gains have been impressive across the board, and what the young Blazers have accomplished under the watchful eye of speed/strength and conditioning coach Michael Doscher in the weight room and on the practice field will stand them in good stead when they report for fall practice in August. Doscher is assisted by a pair of graduate assistants in Kevin Doak and Bobby Stiner.



Doscher, who is widely recognized as one of the best strength and conditioning coaches in the United States, is a key player in the total athletic program, and nobody is more aware of his value than Dean and the rest of the football staff. Under Doscher's guidance in the weight room, the Blazers have twice won the NCAA Division II national title. He has been honored for his work on several occasions, including in 2005 when he was named the national College Strength and Conditioning Professional-of-the-Year by the National Strength and Conditioning Association. He followed that by being named the Samson NCAA Division II Strength

and Conditioning Coach-of-the-Year by American Football Weekly in 2007 and was also chosen to speak by the National Strength and Conditioning Association in China on assessing and testing athletes.

Doscher's work in the field of strength and conditioning was further recognized in May 2009 when he was presented with the certification of Master Strength and Conditioning Coach. One of only 90 individuals to ever reach this level of certification, Doscher earned the honor after displaying high levels of professionalism, knowledge, experience, expertise and longevity in the field of strength and conditioning.

Doscher plies his trade in the Jessie Tuggle Strength and Fitness Complex, an important part of the total athletic program at Valdosta State, but one that is especially critical to the football program. The Tuggle Strength and Fitness Complex took on a new look in 2009 when Doscher moved his department into a 7,690 square foot room in the VSU Athletic Fieldhouse. One of the largest weight rooms in the NCAA Division II levels, the new room was outfitted with state-of-the-art strength and conditioning equipment, including 10 eight-post stations, a medicine ball wall and self-contained dumbbell systems, as well as a 100 foot long speed track. The weight room also is wired with a stereo/microphone system, to assist Doscher when working with large groups of Valdosta State athletes. Likewise, each of the 10 eight-post systems has been pre-wired for the addition of video recording equipment, which will be added in the near future, to help in the assessment of each individual's workout.

Named for former VSU all-America and former Atlanta Falcon all-pro linebacker Jessie Tuggle, whose \$25,000 gift in 1992 endowed a football scholarship, the



complex is a busy place year-round as various teams are put through a vigorous off-season program by strength and conditioning coaches.

Doscher, who joined the Blazer athletic family in 1996, received his undergraduate degree from Springfield College and his master's degree from Mississippi State University. He gained experience as an intern at Boston College and an assistant at Nevada-Las Vegas and Mississippi State. He stays on the cutting edge of strength and conditioning techniques, attending clinics throughout the country both as a presenter and participant and has been honored by the National Strength and Conditioning Association for his efforts and dedication.

Doscher is married, and he and his wife Teresa have two children, Dustin, 9, and Cassie, 7.



*Michael, Teresa, Dustin and Cassie*




**RUSS HOFF**  
 Head Athletic Trainer / Director of Sports Medicine  
 13th year at Valdosta State  
 Ohio University (1985)

The athletic training staff at Valdosta State, under the direction of head athletic trainer Russ Hoff, who was honored in 2004 as Division II's Athletic Trainer of the Year, provides the athletic training personnel and expertise for the 11 intercollegiate sports.

Hoff, who came on board in August 1997 after serving in a similar capacity at Capital (Ohio) University for 10 years, oversees a staff which includes four other certified athletic trainers -- Lori Howard, Stacey Walters, Caren Walls and Chuck Conner -- graduate assistants and a host of athletic training students who work the various sports during their seasons.

The Athletic Training major is offered by the Department of Kinesiology and Physical Education within the College of Education, and admission is based on academic achievement, course work, related experiences and recommendations. The first two years consist of coursework in the college core curriculum along with background courses appropriate to the major. The second two years incorporate the professional sequence of coursework in the areas of injury assessment, therapeutic exercise, advanced anatomy, biomechanics, kinesiology and sport physiology.



It is during the second two years that the student becomes actively involved in the laboratory experiences in the athletic training room and on the athletic fields and courts. All of these experiences are under the direct supervision of the certified athletic trainers.

The Valdosta State Athletic Training room moved into the state-of-the art VSU Athletic Fieldhouse in January 2009. The new 2,437 square foot Athletic Training Room meets all of the rehabilitation needs of the Valdosta State athletics as it contains six taping stations in addition to six additional treatment areas. There is also room in the facility for cardiovascular and rehabilitation workouts as well as offices for Hoff and Walls as well as the Athletic training graduate assistants. Additionally, a private physician exam room was included in the Athletic Training area, making it easy for VSU student-athletes to meet with a doctor without traveling to each respective doctor's office, as well as a hydrotherapy room for further treatment options.

In addition to the athletic training staff, Dr. Ben Hogan, a Valdosta physician specializing in sports medicine, and team physicians Dr. Kurt Jacobson and Dr. Kevin Collins from the world-famous Hughston Sports Medicine Clinic in Columbus, Ga handle the medical needs of all 11 Valdosta State athletic squads. Dr. Jacobson, who is a member of the VSU Athletics Hall of Fame, and the Hughston Clinic have served as the team physician for the VSU football squad since its inception in 1982.

Hoff is married and he and his wife, Julie, have three children, Sam (19), Margaret (17) and Henry (13).



**Dr. Kevin Collins**  
 Team Physician



**Dr. Ben Hogan**  
 Team Physician



**Dr. Kurt Jacobson**  
 Team Physician



**Chuck Conner**  
 Athletic Trainer



**Lori Howard**  
 Athletic Trainer



**Caren Walls**  
 Athletic Trainer



**Stacey Walters**  
 Athletic Trainer



*Russ, Julie, Sam, Margaret and Henry*



**HERB REINHARD**  
 Director of Athletics  
 18th year at Valdosta State  
 Florida A&M (1980)

The longest tenured athletic director in the Gulf South Conference, Herb Reinhard is now in his 18th year as the leader of the Valdosta State Athletic Department.

Under Reinhard's guidance, the VSU Department of Athletics has grown by leaps and bounds since he joined the school in January of 1992. The growth has been across the board, with the school reaching new levels of success both on the field of play and in the classroom while also featuring increases in both facilities and staff.



The VSU success has been particularly evident on the field of play since Reinhard assumed control of the program. The school has claimed three of its four national championships as well 22 of its 24 Gulf South Conference titles during his 17-plus years at the helm of the Blazers. Valdosta State's all-around athletic success has been further evidenced by the three women's GSC All-Sports Trophies and the five men's GSC All-Sports Trophies won by the school under Reinhard, feats never accomplished prior to the start of his leadership of the school's intercollegiate athletics program.

Reinhard's ability to lead has also manifested itself in his ability to hire talented coaches and staff. Five

coaches that Reinhard has hired have earned GSC Coach-of-the-Year honors while two, football's Chris Hatcher and David Dean, have earned national coaching honors. The athletic department's staff has also grown under the Winter Park, Fla. native's watch as VSU's athletic administrative personnel numbered just four during his first year at the school, but now totals 14 in addition to Reinhard.

Reinhard, 52, spent much of his early years at VSU turning potential supporters of VSU athletics into active supporters of the program. The list of corporate sponsorships has grown to more than 150, and his aggressive season ticket campaign for football, basketball, baseball, softball and volleyball has paid dividends, leading to record sales and attendance at all Valdosta State athletic events. He has also expanded the VSU sports package, adding women's volleyball in 1995, as well as its athletic facilities.

A fieldhouse and indoor hitting facility for baseball opened in 1998, a \$525,000 softball stadium was completed in July 1999 and new seating and a new press box were added at the baseball facility in time for the 2005 season. A new baseball outfield fence was built before the start of the 2006 campaign while a softball fieldhouse was dedicated in March of 2007. Likewise, a new Athletic Fieldhouse, which houses offices, locker rooms and meeting areas for the football program as well as a 7,500 square-foot weight room and a state-of-the-art Athletic Training facility opened during in January 2009.

Reinhard's leadership has extended beyond Valdosta State as he has also served on numerous NCAA committees. He served on the NCAA South Region football advisory committee during the late 1990's and early 2000's before becoming a member of the NCAA Division II Membership Committee. He served on the Membership Committee, including as stint as the committee's chair, until

2006, when he assumed his current position on the NCAA Division II Management Council, which is slated in overseeing the day-to-day operations of Division II athletics. Likewise, he has also lent his knowledge to the Valdosta-Lowndes County Sports Commission, which is chartered to enhance existing sporting events while attracting new events to Valdosta and Lowndes County with a thrust in boosting the economic impact of such events on the area, as a member since its inception during the mid-1990's. He is currently serving as his second tour as chairman of the Sports Commission.

Reinhard joined the Valdosta State athletic family in 1992, coming from Florida A&M University where he was assistant athletic director in charge of marketing and promotions. He began his professional career after earning an undergraduate degree in business from Florida A&M, where he was a two-time all-conference placekicker for the Rattlers. He served as the school's Women's Sports Information Director from 1979 through 1985 before assuming the role of Director of Information Services for the New South Women's Athletic Conference for a year. He returned to Florida A&M in 1986, the same year he earned a master's degree in sports administration from Florida State, as the school's Director of Athletic Marketing and Development and earned a promotion to assistant athletic director for marketing and promotions in 1990. He was honored for his playing days with the Rattlers in 1993 when he was elected to the school's Sports Hall of Fame.

Reinhard is married and he and his wife, Linda, have a son, Herb IV, 18, and a daughter, Rebecca, 14.

### The Reinhard File

#### PERSONAL DATA

Born July 3, 1957 in Winter Park, Fla.  
 Married to former Linda Oorlog of Tallahassee, Fla.  
 Father of two children, Herb IV, 18, and Rebecca, 14

#### EDUCATION

Florida A&M University, 1980 (B.A. in journalism/public relations and a B.B.A.)  
 Florida State University, 1986 (M.A. in sports administration)

#### PROFESSIONAL WORK EXPERIENCE

1979-85 — Director, Women's Sports Information, Florida A&M  
 1985-86 — Director, Information Services, New South Women's Athletic Conference  
 1986-90 — Director, Athletic Marketing and Development, Florida A&M  
 1990-92 — Assistant Athletic Director, Florida A&M University  
 1992-Present — Director of Athletics, Valdosta State University




*Herb, Linda, Herb and Rebecca*



**BLAZER PRIDE**

Blazer Pride is an organization chartered by the Valdosta State Student Government to serve as the official Ambassadors for the VSU Athletic Program. The organization is given the mandate of assisting all VSU Athletic Teams in campus visits and in game day operations.





**THE 2009 BLAZERS**



**One of the Best Since the Turn of the Century**

Only two Division II teams have won more games since the start of the 2000 season than Valdosta State. The Blazers have tallied 98 wins over the course of the last nine seasons, behind only Grand Valley State's 109 and Northwest Missouri State's 99. GVSU is also the only team with a better winning percentage than Valdosta State's .860, at .908. Below is a look at the top five in the nation in each category:

**By Total Wins**

No.	Team	Wins	Losses	Pct.
1.	Grand Valley State	109	11	.908
2.	Northwest Missouri State	99	20	.832
3.	<b>Valdosta State</b>	<b>98</b>	<b>16</b>	<b>.860</b>
4.	Pittsburg State	90	23	.796
5.	Tuskegee	89	15	.856

**By Winning Percentage**

No.	Team	Wins	Losses	Pct.
1.	Grand Valley State	109	11	.908
2.	<b>Valdosta State</b>	<b>98</b>	<b>15</b>	<b>.860</b>
3.	Tuskegee	89	14	.856
4.	Northwest Missouri State	99	20	.832
5.	Pittsburg State	90	23	.796

**Gulf South Conference Success**

The Blazers have been among the top three in the GSC every year since 2000. Over the course of the last eight-plus seasons, Valdosta State has compiled a 68-9 (.883) record and went a perfect 9-0 in 2001, 2002 and 2004. VSU won GSC championships in 2000, 2001, 2002 and 2004.

Overall, the Blazers have compiled a 144-67-3 (.680) record in GSC play and have won five conference championships, with the first coming in 1996. Valdosta State has winning records against eight of the 10 current GSC teams and boasts a 116-46-2 (.713) record against those schools.

Valdosta State's 69 GSC wins over the last eight seasons are nine more than Delta State, who is second with 60 over that time span.

**Opposing Rushers Finding the Going Tough**

Valdosta State has made life tough on opposing rushers over the course of the last two seasons as only once has an opponent rushed for more than 100 yards against VSU since Joe Cauthen became VSU's defensive coordinator. West Alabama's Terry Allen broke the century mark after having 124 yards on October 20, 2007. The Black Swarm defense has now gone 18 games without allowing an opposing player to reach triple digits in rushing. The closest an opposing came to the triple digit mark in 2008 was the 83 yards put up by Mike McLendon of North Alabama on October 25, a game in which McLendon rushed for 101 yards in the first half before being dropped for negative 18 yards in the second.



**Poll Streak Alive and Well - 120 and Counting**

The December 16, 2008 edition of the American Football Coaches Association Division II poll featured the 120th straight week that Valdosta State has been ranked, the longest active streak in the nation.

The AFCA began its weekly poll with the preseason poll prior to the start of the 2000 season. Since that time it has conducted 121 polls, meaning the only poll that the Blazers have not been ranked in was the very first preseason poll, dated August 29, 2000. The Blazers entered the rankings the following week after defeating No. 12 Fort Valley State 46-0.

Behind the Blazers, Pittsburg State has been in 118 polls while Carson-Newman has been listed in 112, Northwest Missouri State 111 and Grand Valley State 109.

**Holding Down the Top Spot**

Of the 120 times that VSU has appeared in the AFCA poll, it has held the No. 1 spot 20 weeks, the second-most appearances at No. 1 among Division II schools. Grand Valley State holds the record of 73 weeks at No. 1 while Northwest Missouri State is the only other school in double figures with 12.

**On the Air**

For the fourth straight season, Valdosta State will have a minimum of two games broadcast on television in 2009. Three VSU games were broadcast on the GSC TV "Game of the Week" package in 2006 while three more were shown on the GSC package in 2007. Additionally, two of the Blazers' NCAA Playoff games were shown on the ESPN family of networks.

VSU was scheduled to have three broadcasts in 2008 as well, with two coming in the GSC package and one on CBS College Sports, but a tropical storm caused the cancellation of the CBS College Sports broadcast just hours before VSU took the field.

This season, Valdosta State will play two games, at Delta State and at West Georgia, on the GSC TV "Game of the Week" package while also having its home contest against North Alabama nationally broadcast on CBS College Sports.

**New Face on the Sideline**

Valdosta State welcomes one new coach in 2009 as Seth Wallace takes over the secondary and special teams units from Maurice Linguist. Wallace joined VSU from Iowa, where he served as a graduate assistant the last three years. Wallace was a standout at Division III Coe College as a player and also coached at Coe as a student assistant and Lake Forest College as offensive coordinator.

The Blazers also lost quarterback coach and offensive coordinator Buster Faulkner, but his position had not been filled at the end of June.

**11 Blocks, Nine Touchdowns**

The importance Head Coach David Dean places on special teams play is evidenced by the fact that Valdosta State has blocked 11 opponent kicks over the course of the last two years, including six punts, three extra points and two field goal attempts. The Blazers have scored on six of the 11 blocks, including four touchdowns, a safety and a defensive two-point conversion.

Meanwhile, the Blazer kickoff and punt return units have scored five touchdowns off returns the last two seasons. Over all, the special teams units have accounted for 67 points off of blocks and returns.

**Quarterback Position Filling Up**

One could not blame David Dean for being nervous about his quarterback position after the Blazers' spring practice ended. After all, VSU's top two quarterbacks from 2008 departed the program after the season ended and its No. 1 returning signal caller, junior Russ Callaway, suffered a torn ACL less than a week before the annual Spring Game.

However, Dean should enjoy a competitive battle for the starting job when practice starts in August as the Blazers now count seven quarterbacks among the players on their roster.

After an intense rehabilitation, Callaway will return in August to defend his claim to the top spot, where he will be joined by junior Ronnye Nelson, who has played running back the last two seasons, and red-shirt freshman Austen Roberts.

The trio of returners will be joined by a pair of transfers in Kellen Lewis, who enjoyed three record-breaking years at Indiana, and highly touted junior college transfer Jimmy Coy from El Camino College.

The final two players vying for the starting job in 2009 will be true freshman Brett Whitmire, from Jacksonville, Fla., and Stephen Warren, from Abilene, Texas.

**Non-Conference Success**

Valdosta State stretched its non-conference winning streak to 11 last year before losing its season finale to North Alabama in the NCAA Playoffs. The Blazers ended the season 3-1 against non-league foes, with victories over Fort Valley State, Newberry and Carson-Newman, and was 6-0 in non-conference action in 2007, with wins over Albany State, FVSU, Catawba, North Alabama, California (Pa.) and Northwest Missouri State. VSU was also undefeated in 2006 after defeating Albany State and FVSU.

Ironically, Valdosta State's last two non-conference losses have come against a conference foe as the Gulf South Conference's North Alabama, which defeated Valdosta State 34-10 to end 2008, also defeated the Blazers 40-13 in the first round of the 2005 NCAA Division II playoffs.

Overall, Valdosta State has won its last 15 games against non-GSC opponents, a string that stretches back to the opening game of the 2004 season when Albany State claimed a 24-22 victory on September 4, a loss the Blazers later avenged in their march to the school's first national championship.

**Six Home Games Fill the Schedule**

For the first time since 2005, Valdosta State has six home games on its 2009 regular season schedule. The Blazers open the year hosting Newberry on August 29 before also hosting Southern Arkansas on September 12. The remaining home schedule includes West Alabama September 26, Henderson State October 10, North Alabama October 22 and Edward Waters November 7.

The Blazers' road schedule includes Ouachita Baptist September 19, Delta State October 1, Harding October 17 and West Georgia October 29.

Valdosta State is 50-8 at home since the beginning of the 2000 season, including an 11-2 mark under Head Coach David Dean. The Blazers are looking for their 10th straight winning season at home, a string that dates back to the 1999 season.

**Jones Closing in on School Records**

Wide receiver Cedric Jones looks to make Valdosta State history in 2009 as he has a chance to break two of the three career receiving records. Jones needs just 23 receptions to set the school mark in that category as his 225 career catches are just 22 behind Sean Pender's school mark of 247. Jones, who has led VSU in receptions all three years he has been with the school, caught 66 passes as a freshman and 102 as a sophomore before tallying 57 in 2008.

Meanwhile, Jones needs 1,106 yards to set the career receiving yards mark. He has tallied 2,633 yards in his career after finishing 2006 with 911, 2007 with 1,171 and 2008 with 551. Reggie Mosley is the current record holder with 3,738.

While he won't break Mosley's career mark of 48 touchdown receptions, Jones has a chance to finish among the top in school history in that category as well as he is currently eighth with 19. He is just 13 catches behind C.J. Lofton for second and just seven out of fifth place. Jones had eight receptions as a freshman and 10 as sophomore, but finished with just one as a junior.

**Playoff, Yes We're Talking Playoffs**

Valdosta State made its 10th appearance in the NCAA Division II Playoffs as the Blazers advanced to the second round in 2008. Of the 10 appearances, eight have come since the turn of the century as the only year VSU has missed the NCAA postseason since the 2000 season was in 2006. Valdosta State has gone 15-8 in its 10 postseason appearances.

**Turnover on the O-Line**

For the second straight season, Valdosta State will have to replace four starters on the offensive line as guard Kyle Fox is the only starter returning. Three of the 2008 starters, Davis Nall, Decaris Leeks and Quentin Rainey, departed as seniors while Gordon Steele, who started seven games at center, is rehabbing from a torn ACL suffered in February.





2009 VALDOSTA STATE NUMERICAL ROSTER

No.	Name	Pos.	Ht.	Wt.	Yr.	Hometown	Previous School
2	Derrick Harris	RB/CB	5-8	162	So.	Lithonia, Ga.	Tucker
3	Ronnye Nelson	RB/QB	5-10	168	Jr.	Albany, Ga.	Daugherty
4	Eric Sledge	WR	6-2	223	Sr.	Apopka, Fla.	Florida
5	Russ Callaway	QB	5-11	185	Jr.	Athens, Ga.	Oconee County
6	R.J. Bastone	WR	5-10	185	Sr.	Suwanee, Ga.	North Gwinnett
7	Larry Dean	LB	6-0	215	Jr.	Tifton, Ga.	Tift County
8	Cedric Jones	WR	6-0	178	Sr.	Waycross, Ga.	Ware County
10	David Arnold	RB	6-0	210	So.	Adel, Ga.	Georgia Southern
11	Jimmy Coy	QB	6-1	206	Jr.	Park Ridge, Ill.	El Camino JC
13	Austen Roberts	QB	6-0	193	So.	Lake Butler, Fla.	Union County
14	Alex Webster	CB	5-11	169	Fr.	Austell, Ga.	South Cobb
15	Kellen Lewis	QB	6-1	185	Sr.	Jacksonville, Fla.	Indiana
16	Isaiah Jupiter	WR	5-9	171	So.	New Orleans, La.	Berkmar
19	Gerald Ford	WR	6-4	210	Fr.	Harvey, La.	Gainesville
20	David Bailey	RB	5-7	170	Fr.	Brunswick, Ga.	Glynn Academy
21	Bernard Brinson	CB	5-11	180	So.	Madison, Fla.	Itawamba CC
22	Zach West	WR	5-11	165	Fr.	Loganville, Ga.	Loganville
23	P.J. Katz	WR	5-10	161	Jr.	Lawrenceville, Ga.	Brookwood
24	Carlos Anderson	CB	5-8	176	Sr.	Birmingham, Ala.	Spain Park
25	Michael Brown	RB	5-6	156	So.	Bainbridge, Ga.	Bainbridge
27	Donald Maxwell	CB	6-0	190	Fr.	Suwanee, Ga.	North Gwinnett
28	Theseus Jackson	RB	5-9	170	Fr.	Irwinton, Ga.	Wilkinson County
29	Devin Cannon	CB	5-8	169	Sr.	Wrightsville, Ga.	Southeastern Louisiana
30	Gabe Mould	FB	5-8	200	Sr.	Austell, Ga.	Pebblebrook
31	Ryan Smith	LB	6-1	200	Fr.	Riverdale, Ga.	Chamblee
32	Kevin Stokes	DB	5-9	175	Fr.	Valdosta, Ga.	Valdosta
33	Chauncey DeBose	DT	6-2	275	Jr.	Gainesville, Fla.	Eastern Kentucky
34	Chase Sitten	P	6-5	200	Fr.	Decatur, Ga.	Lakeside
35	Donnie Powell	FB	5-10	205	Sr.	Ocala, Fla.	St. John Lutheran
36	Randall Chupp	FS	5-11	170	So.	Woodstock, Ga.	Woodstock
37	Evan Gilles	FB	6-1	212	So.	Suwanee, Ga.	North Gwinnett
38	Japree Miles	LB	5-11	192	Jr.	Quitman, Ga.	Brooks County
39	Jack Fulford	P	5-11	212	So.	Waycross, Ga.	Ware County
40	Cameo Holloway	RB	5-9	190	So.	Chauncey, Ga.	Dodge County
41	Alec Williams	DE	6-1	255	Jr.	San Francisco, Calif.	San Mateo CC
42	Dudley Spence	LB	6-0	178	Jr.	Madison, Ga.	Morgan County
43	Brett Sudduth	LB	6-1	191	Fr.	Austell, Ga.	South Cobb
44	Jamarius Smith	LB	6-1	220	Fr.	Sparta, Ga.	Hancock Central
45	Brian Buford	LB	5-8	197	So.	Warner Robins, Ga.	Warner Robins
46	Dan Burdette	FB	5-8	189	Jr.	Forsyth, Ga.	Mary Parsons
47	Justin Curry	DE	6-4	230	Jr.	Buford, Ga.	Piedmont College
48	Keif Robinson	SS	5-11	185	Jr.	Twin City, Ga.	Reedley College
49	Jerry Winfield	DE	6-2	255	Jr.	Buford, Ga.	Murray State
50	Marcus Nedd	DE	6-2	220	Fr.	Decatur, Ga.	Tucker
51	Kier Moore	DT	6-0	245	Jr.	Valdosta, Ga.	Shaw
52	Jake Burgdorf	C	6-0	235	Fr.	McDonough, Ga.	Luella
53	Gordon Steele	C	6-0	300	Sr.	Tallhassee, Fla.	North Florida Christian
54	Joey Farmer	LS	5-10	238	Jr.	Blackshear, Ga.	Wayne County
55	Angelo Tabichino	OG	6-1	250	Fr.	Kennesaw, Ga.	Kell
56	Josh Stephens	DT	6-0	280	Jr.	Paulding, Miss.	Jones County CC
59	Ryan Angel	C	6-0	250	So.	Valrico, Fla.	Bloomingdale
60	Ryan Bough	C	6-1	260	Sr.	Punta Gorda, Fla.	Lumpkin County
61	Garrett Grady	OL	5-11	245	Sr.	Blackshear, Ga.	Pierce County
62	Cam Short	C	6-2	250	Fr.	Thomaston, Ga.	Flint River Academy
63	Brock Mayo	OL	6-2	275	Fr.	Niceville, Fla.	Niceville
64	Matt McDaniel	OL	6-2	274	So.	Waynesboro, Ga.	Edmund Burke Academy

ALPHABETICAL ROSTER

83	Dustin Alley, WR
24	Carlos Anderson, CB
59	Ryan Angel, C
10	David Arnold, RB
20	David Bailey, RB
6	R.J. Bastone, WR
81	Johnny Belt, WR
97	Melvin Black, DE
99	Bubba Boatright, DT
60	Ryan Bough, LS
21	Bernard Brinson, CB
93	Jerome Brooks, DE
66	Jamarian Brown, DT
65	Jeremy Brown, OG/C
25	Michael Brown, RB
45	Brian Buford, LB
46	Dan Burdette, FB
52	Jake Burgdorf, LS
5	Russ Callaway, QB
82	Kody Case, WR
29	Devin Cannon, CB
36	Randall Chupp, FS
96	Schneider Cineus, DE
79	Kedrick Clark, OT
11	Jimmy Coy, QB
47	Justin Curry, DE
73	Everett Curtis, OT
84	Jackson Dean, WR
7	Larry Dean, LB
33	Chauncey DeBose, DT
87	Tommie Duhart, DT
54	Joey Farmer, LS
19	Gerald Ford, WR
74	Kyle Fox, OG
39	Jack Fulford, P
37	Evan Gilles, FB
76	Matt Godfrey, OT
61	Garrett Grady, C/OG
77	Edward Gregory, C
2	Derrick Harris, RB
78	Lance Helton, OG
40	Cameo Holloway, RB
91	Tymon Hudson, DE
28	Theseus Jackson, RB
8	Cedric Jones, WR
92	Demario Jones, DT
95	Tyler Josey, DE
16	Isaiah Jupiter, WR
23	P.J. Katz, WR
27	Donald Maxwell, CB
63	Brock Mayo, OG
64	Matt McDaniel, OG
70	Mark McWhorter, DT
38	Japree Miles, LB
51	Kier Moore, DT



No.	Name	Pos.	Height	Weight	Yr.	Hometown	Previous School		
30	Gabe Mould, FB	65	Jeremy Brown	OG	6-1	310	Jr.	Adel, Ga.	Reedley JC
50	Marcus Nedd, DE	66	Jamarian Brown	DT	6-1	325	Jr.	Adel, Ga.	Reedley JC
3	Ronnye Nelson, RB/QB	67	Dante Wells	OG	6-2	263	So.	Rome, Ga.	Rome
35	Donnie Powell, FB	69	Britt Wilson	OT	6-4	251	Jr.	Tifton, Ga.	Tift County
86	Nick Richards, TE	70	Mark McWhorter	OL	6-0	235	Jr.	Conyers, Ga.	Rockdale County
13	Austen Roberts, QB	72	Mesh Wokomaty	OG	6-7	285	Fr.	Dallas, Ga.	East Paulding
48	Keif Robinson, SS	73	Everett Curtis	OT	6-7	310	Fr.	Gordon, Ga.	Northeast
98	Caleb St. Louis, DT	74	Kyle Fox	OG	6-3	296	Jr.	Madison, Fla.	Madison County
62	Cam Short, OG	76	Matt Godfrey	OT	6-1	232	So.	Jasper, Ga.	Pickens
34	Chase Sitten, P	77	Edward Gregory	C	5-11	219	So.	Fairburn, Ga.	Sandy Creek
4	Eric Sledge, WR	78	Lance Helton	OG	6-3	302	Jr.	Wrightsville, Ga.	Ball State
44	Jamarius Smith, DT	79	Kedrick Clark	OT	6-3	260	Jr.	Taylorville, Miss.	Jones County JC
31	Ryan Smith, LB	80	Chris Welborn	DB	5-9	168	So.	Lawrenceville, Ga.	Collins Hill
42	Dudley Spence, SS	81	Johnny Belt	WR	6-4	200	Jr.	Hampton, Ga.	Northwest Mississippi CC
53	Gordon Steele, C	82	Kody Case	WR	6-0	162	So.	Suwanee, Ga.	Buford
56	Josh Stephens, DT	83	Dustin Alley	WR	6-0	196	Jr.	McDonough, Ga.	Middle Tennessee St.
32	Kevin Stokes, CB	84	Jackson Dean	WR	5-10	201	Jr.	Loganville, Ga.	South Gwinnett
43	Brett Sudduth, LB	85	Tony Tanner	WR	5-11	190	So.	Waycross, Ga.	Ware County
55	Angelo Tabachino, OG	86	Nick Richards	TE	6-3	210	Fr.	Evans, Ga.	Greenbrier
85	Tonny Tanner, WR	87	Tommie Duhart	DT	6-4	290	Sr.	Belle Glade, Fla.	Pittsburgh
14	Alex Webster, CB	91	Tymon Hudson	DL	6-2	228	So.	Rome, Ga.	Rome
80	Chris Welborn, CB	92	Demario Jones	DT	5-10	300	Jr.	Jacksonville, Fla.	Raines
67	Dante Wells, OG	93	Jerome Brooks	DE	6-3	232	Fr.	Rex, Ga.	Jonesboro
22	Zach West, WR	95	Tyler Josey	DT	6-1	253	So.	Dublin, Ga.	Dublin
41	Alec Williams, DT	96	Schneider Cineus	DE	6-2	233	Jr.	Miami, Fla.	Miami Edison
69	Britt Wilson, OT	97	Melvin Black	DE	6-2	229	Sr.	Apopka, Fla.	Apopka
49	Jerry Winfield, DE	98	Caleb St. Louis	DT	6-2	274	Jr.	Snellville, Ga.	Southeastern Louisiana
72	Mesh Wokomaty, OT	99	Bubba Boatright	DT	5-11	270	So.	Buford, Ga.	Gainesville

David Dean, Head Coach  
 Joe Cauthen, Defensive Coordinator/Linebackers  
 David Elsenrath, Assistant Head Coach/Offensive Line/Recruiting Coordinator  
 Earl Chambers, Defensive Line/Director of Football Operations  
 Seth Wallace, Secondary/Special Teams  
 Tyler Aurandt, Wide Receivers

Jordan Abbott, Defensive Assistant/Defensive Line  
 Seth Boyette, Offensive Assistant/Wide Receivers  
 Ryan McNamara, Defensive Assistant/Linebackers  
 Paul Streaker, Offensive Assistant/Offensive Line  
 Sam Umberg, Offensive Assistant/Quarterbacks  
 Will Weaver, Defensive Assistant/Secondary

**RETURNING LETTERMEN**

<b>LETTERMEN RETURNING:</b>	34
<b>Offense:</b>	21
<b>Defense:</b>	11
<b>Specialists:</b>	2
<b>LETTERMEN LOST:</b>	35
<b>Offense:</b>	15
<b>Defense:</b>	18
<b>Specialists:</b>	2
<b>STARTERS RETURNING:</b>	12 of 25
<b>Offense (5):</b>	WR R.J. Bastone, OT Kyle Fox, WR Cedric Jones, RB Ronnye Nelson C Gordon Steele
<b>Defense (5):</b>	CB Carlos Anderson, DE Melvin Black LB Brian Buford, LB Larry Dean DT Demario Jones
<b>Specialists (2):</b>	LS Joey Farmer, P Jack Fulford

**PRONUNCIATION GUIDE**

R.J. BASTONE	BASS-tone
JAMARIAN Brown	JUH-mare-ee-UN
SCHNEIDER CINEUS	SH-NIE-der SIN-ee-us
KEDRICK Clark	KED-rick
Tommie DUHART	DEW-heart
Jack FULFORD	FULL-FORD
Evan GILLES	GILES
CAMEO Holloway	CAM-ee-o
TYMON Hudson	TYE-mon
THESEUS Jackson	THE-see-us
DEMARIO Jones	DUH-mar-ee-OE
Tyler JOSEY	JOE-see
KELLEN Lewis	KELL-in
JAPREE Miles	JUH-free
KIER Moore	KEE-AIR
RONNYE Nelson	RON-ee
KEIF Robinson	KEEF
JAMARIUS Smith	JUH-mar-EE-us
Caleb ST. LOUIS	SAINT LEWIS
Angelo TABACHINO	TAB-uh-chee-NO
Mesh WOKOMATY	WOE-koe-mot-EE



**CARLOS ANDERSON**  
**#24 • CORNERBACK**  
**SR. • 5-9 • 180**  
**BIRMINGHAM, ALA. • SPAIN PARK**

**AS A JUNIOR IN 2008:** Played in all 12 games, starting 11 ... Only non-start came on VSU's senior day against West Georgia ... Tallied 67 tackles on the season, third-highest on the squad ... Recorded 37 solo and 30 assisted tackles ... Tallied a team-high 3.5 sacks on the season ... Registered 7.5 tackles for loss, second-most on the team ... Broke up three passes and had one quarterback hurry ... Recovered one fumble, at Southern Arkansas Nov. 3, which was returned 20 yards ... Tallied a season-high 12 tackles at Henderson State Oct. 11 ... Had seven tackles at Newberry Aug. 30 and at West Alabama Sept. 27 ... Recorded two tackles for loss in both the UWA contest and the HSU game ... Tallied sacks against



West Alabama, Henderson State and Harding Oct. 18 while assisting on one at Newberry.

**AS A SOPHOMORE IN 2007:** Played in all 14 games, all as a reserve cornerback and special teams standout ... Registered 30 tackles on the season, including 16 solos and 14 assists ... Had six tackles in the season opener versus Albany State Sept. 1 ... Tallied four tackles against North Alabama Oct. 27 ... Recorded a stop in

every game but one.

**AS A FRESHMAN IN 2006:** Saw action in all 10 games as a reserve ... Recorded 19 tackles, including 10 solos and nine assists ... Had a season-high four tackles at Ouachita Baptist Sept. 28 ... Forced a fumble at West Georgia Nov. 9 ... Recorded two tackles and a pass deflection versus West Alabama Oct. 21 ... Had three tackles against Arkansas Tech Sept. 23 and versus Southern Arkansas Oct. 7.

**ANDERSON'S CAREER DEFENSIVE STATS**

Year	G	UT	AT	TOT	SK	TFL	FF	FR	INT	QBH	PB
2006	10	10	9	19	0.0	0.0	1	0	0	0	1
2007	14	16	14	30	0.0	0.0	0	0	0	0	0
2008	12	37	30	67	3.5	7.5	1	1	0	1	3
<b>Totals</b>	<b>36</b>	<b>63</b>	<b>53</b>	<b>116</b>	<b>3.5</b>	<b>7.5</b>	<b>2</b>	<b>1</b>	<b>0</b>	<b>1</b>	<b>4</b>

**ANDERSON'S CAREER HIGHS**

Category	No.	Opponent	Date
<b>Tackles</b>	12	Henderson State	Oct. 11, 2008
<b>Sacks</b>	1.0	on three occasions	
<b>Tackles for Loss</b>	2.0	on two occasions	
<b>Fumbles Forced</b>	1	on two occasions	
<b>Fumbles Recovered</b>	1	Southern Arkansas	Nov. 3, 2008
<b>Interceptions</b>	0		



**RYAN ANGEL**  
**#59 • DEFENSIVE TACKLE**  
**SO. • 6-0 • 250**  
**VALRICO, FLA. • BLOOMINGDALE**

**AS A FRESHMAN IN 2008:** Played in five games, all as a reserve ... Recorded four tackles on the season ... Registered two solo stops and two assists ... Tallied a season-high two tackles against West Georgia Oct. 30 ... Had 1.5 tackles for loss in that game ... Also assisted on a tackle for loss against Harding Oct. 18 ... Recorded one solo tackle at Southern Arkansas Nov. 3 ... Also saw action against Fort Valley State Aug. 23 and at Henderson State Oct. 11.

**ANGEL'S CAREER DEFENSIVE STATS**

Year	G	UT	AT	TOT	SK	TFL	FF	FR	INT	QBH	PB
2008	5	2	2	4	0.0	2.0	0	0	0	0	0
<b>Totals</b>	<b>5</b>	<b>2</b>	<b>2</b>	<b>4</b>	<b>0.0</b>	<b>2.0</b>	<b>0</b>	<b>0</b>	<b>0</b>	<b>0</b>	<b>0</b>



**R.J. BASTONE**  
**#6 • WIDE RECEIVER**  
**SR. • 5-10 • 185**  
**SUWANEE, GA. • NORTH GWINNETT**

**AS A JUNIOR IN 2008:** Played in all 12 games, making 11 starts in the process ... Only non-start came in VSU's senior day game against West Georgia Oct. 30 ... Caught 25 passes for 397 yards ... Was third on the squad with five touchdown receptions ... Averaged 15.9 yards per reception and 33.1 yards per game ... Caught a season-high four passes, including a touchdown, at North Alabama Oct. 25 ... Registered three catches for a personal-best 72 yards and a score against Fort Valley State Aug. 23 ... Also had three catches at Newberry Aug. 30 and against Carson-Newman, in the playoffs, on Nov. 15 ... Caught a pass in all 12 games ... Tallied two receptions for 68 yards and a score at Henderson State Oct. 11 ... Also found the end zone against Ouachita Baptist Sept. 20 and at West Alabama Sept. 27 ... Recorded a season-long 41-yard reception in the Newberry contest.

**AS A SOPHOMORE IN 2007:**

Played in all 14 games, including two starts ... Entered the starting lineup versus Ouachita Baptist Sept. 29 and at Southern Arkansas Oct. 6 ... Caught 12 passes for 162 yards ... Tallied a season-high three catches against Albany State Sept. 1 ... Recorded two catches in three different games, including at Fort Valley State Sept. 8 when he had a season-best 45 yards receiving ... Registered a catch in seven games.



**BASTONE'S CAREER RECEIVING STATS**

Year	G	REC	YDS	YPR	TD	LONG	YPG
2007	14	12	162	13.5	0	40	11.6
2008	12	25	397	15.9	5	41	33.1
<b>Totals</b>	<b>26</b>	<b>37</b>	<b>559</b>	<b>15.1</b>	<b>5</b>	<b>41</b>	<b>21.5</b>



## BASTONE'S CAREER HIGHS

Category	No.	Opponent	Date
Receptions	4	North Alabama	Oct. 25, 2008
Receiving Yards	72	Fort Valley State	Aug. 23, 2008
Touchdowns	1	on five occasions	
Long Reception	41	Newberry	Aug. 30, 2008



**MELVIN BLACK**  
#97 • DEFENSIVE END  
SR. • 6-2 • 229  
APOPKA, FLA. • APOPKA

**AS A JUNIOR IN 2008:** Played in 11 games, making nine starts in the process ... Missed the Southern Arkansas game on Nov. 3 ... Also didn't start against Ouachita Baptist Sept. 20 and in VSU's senior day game against West Georgia Oct. 30 ... Tallied 23 tackles on the season, including 10 solos and 13 assists ... Recorded 6.0 tackles for loss and 2.5 sacks ... Forced two fumbles while also breaking up two passes ... Tallied one quarterback hurry, at Newberry Aug. 30 ... Had a season-high five tackles, including 2.5 tackles for loss, at North Alabama Oct. 25 ... Registered four tackles in the Newberry contest ... Had one sack against Delta State Oct. 2 and one in the UNA contest ... Forced a fumble in the DSU game and against Carson-Newman in the playoffs Nov. 15 ... Registered three tackles against Fort Valley State Aug. 23 and in the CNU contest.

**AS A SOPHOMORE IN 2007:** Played in 10 games, making four starts in the process ... Earned the starting nod in the first four contests of the season ... Registered 15 tackles, including seven solos and eight assists ... Counted 2.5 sacks and 2.5 tackles for loss among his 15 tackles ... Forced one fumble and also recovered one ... The recovery was in the end zone for his first career touchdown at Fort Valley State Sept. 8 ... Tallied three tackles in three separate games, versus Albany State Sept. 1, at Fort Valley State Sept. 8 and against Ouachita Baptist Sept. 29 ... Tallied sacks at Arkansas Tech Sept. 22 and against West



Georgia Nov. 8 while assisting on a sack in the Albany State contest.

**AS A FRESHMAN IN 2006:** Saw action in all 10 games, including one start ... Started the season opener at Albany State Sept. 2 ... Recorded seven tackles, including three solos and four assists ... Tallied half a sack and assisted on a tackle for loss ... Also finished the season with two quarterback hurries ... Registered two tackles against Fort Valley State Sept. 9 and

## BLACK'S CAREER DEFENSIVE STATS

Year	G	UT	AT	TOT	SK	TFL	FF	FR	INT	QBH	PB
2006	10	3	4	7	0.5	0.5	0	0	0	2	0
2007	10	7	8	15	2.5	2.5	1	1	0	1	0

2008	11	10	13	23	2.5	6.0	2	0	0	1	2
Totals	31	20	25	45	5.5	9.0	3	1	0	4	2

## BLACK'S CAREER HIGHS

Category	No.	Opponent	Date
Tackles	5	North Alabama	Oct. 25, 2008
Sacks	1.0	on four occasions	
Tackles for Loss	2.5	North Alabama	Oct. 25, 2008
Fumbles Forced	1	on three occasions	
Fumbles Recovered	1	Arkansas Tech	Sept. 22, 2007
Interceptions	0		



**BUBBA BOATRIGHT**  
#99 • DEFENSIVE TACKLE  
SO. • 5-11 • 270  
BUFORD, GA. • GAINESVILLE

**AS A RED-SHIRT FRESHMAN IN 2008:** Saw action in four games, all as a reserve ... Recorded one tackle on the season, a solo stop at Southern Arkansas Nov. 3 ... Also played against Fort Valley State Aug. 23, Harding Oct. 18 and West Georgia Oct. 30.

**AS A FRESHMAN IN 2007:** Played in Valdosta State's first two games before suffering a torn ACL that ended his season ... Registered three tackles in his two games played, including an assist on a sack ... Received a medical red-shirt.

## BOATRIGHT'S CAREER DEFENSIVE STATS

Year	G	UT	AT	TOT	SK	TFL	FF	FR	INT	QBH	PB
2007	2	0	3	3	0.5	0.0	0	0	0	0	0
2008	4	1	0	1	0.0	0.0	0	0	0	0	0
Totals	6	1	3	4	0.5	0.0	0	0	0	0	0



**MICHAEL BROWN**  
#25 • RUNNING BACK  
SO. • 5-6 • 156  
BAINBRIDGE, GA. • BAINBRIDGE

**AS A FRESHMAN IN 2008:** Saw action in all 12 games, each as a reserve ... Carried the ball 60 times for 342 yards, third-best on the squad ... Scored two touch-

downs, including a game-winning 35 yard run in the fourth quarter at Newberry Aug. 30 ... Averaged 28.5 yards per game and 5.7 per carry ... Also found the end zone on a three-yard run against West Georgia Oct. 30 ... Compiled a season-high 129 yards rushing in the game, including a season-long 49-yard run ... Tallied 57 yards on eight carries against Fort Valley State Aug. 23 ... Also caught three passes for 12 yards.



## PRE-VALDOSTA STATE:

Red-shirted with the Blazers in 2007 ... Led the Bearcats to a 5-6 record in 2006 ... Carried the ball 158 times



and picked up 874 yards and 12 touchdowns, a 5.5 yards per carry average ... Also caught 21 passes for 160 yards, a 7.6 yards per receptions average.

**BROWN'S CAREER RUSHING STATS**

Year	G	ATT	GAIN	LOSS	NET	YPC	TD	LONG	YPG
2008	12	60	372	30	342	5.7	2	49	28.5
<b>Totals</b>	12	60	372	30	342	5.7	2	49	28.5

**BROWN'S CAREER RECEIVING STATS**

Year	G	REC	YDS	YPR	TD	LONG	YPG
2008	12	3	12	4.0	0	10	1.0
<b>Totals</b>	12	3	12	4.0	0	10	1.0

**BROWN'S CAREER HIGHS**

Category	No.	Opponent	Date
Rushing Attempts	13	West Georgia	Oct. 30, 2008
Rushing Yards	129	West Georgia	Oct. 30, 2008
Touchdowns	1	on two occasions	
Long Rush	49	West Georgia	Oct. 30, 2008
Receptions	1	on three occasions	
Receiving Yards	10	Southern Arkansas	Nov. 3, 2008
Touchdowns	0		
Long Reception	10	Southern Arkansas	Nov. 3, 2008



**BRIAN BUFORD**  
#45 • LINEBACKER  
SO. • 5-8 • 197  
WARNER ROBINS, GA. • WARNER ROBINS

**AS A FRESHMAN IN 2008:** Saw action in 10 games, making eight starts in the process ... Missed the Carson-Newman and North Alabama playoff games due to an injury ... Only other non-starts came against Fort Valley State Aug. 23 and at Newberry Aug. 30 ... Was fifth on the squad with 55 tackles on the season, including 27 solo stops and 28 assists ... Finished the year with 7.5 tackles for loss, including 1.5 sacks ... Tallied one interception and one quarterback hurry ... Finished with a season-high 10 tackles against Harding Oct. 18 ... Registered eight tackles and an interception versus Delta State Oct. 2 ... Recorded seven tackles at Newberry and at Henderson State Oct. 11 ... Had two tackles for



loss and a sack in the Newberry contest ... Assisted on a sack in the Delta State game.

**PRE-VALDOSTA STATE:** Red-shirted with the Blazers in 2007 ... Led the De-

mons to a 9-5 record in 2006 and the semi-finals of the Georgia AAAAA state tournament ... Registered a team-high 149 tackles, including 92 solo stops ... Tallied 14.0 tackles for loss, including one sack, and recovered two fumbles while breaking up five passes.

**BUFORD'S CAREER DEFENSIVE STATS**

Year	G	UT	AT	TOT	SK	TFL	FF	FR	INT	QBH	PB
2008	10	27	28	55	1.5	7.5	0	0	1	1	0
<b>Totals</b>	10	27	28	55	1.5	7.5	0	0	1	1	0

**BUFORD'S CAREER HIGHS**

Category	No.	Opponent	Date
Tackles	10	Harding	Oct. 18, 2008
Sacks	1.0	Newberry	Aug. 30, 2008
Tackles for Loss	2.0	Newberry	Aug. 30, 2008
Fumbles Forced	0		
Fumbles Recovered	0		
Interceptions	1	Delta State	Oct. 2, 2008



**DAN BURDETTE**  
#46 • FULLBACK  
JR. • 5-8 • 189  
FORSYTH, GA. • MARY PARSONS

**AS A SOPHOMORE IN 2008:** Played in one game, the season opener against Fort Valley State Aug. 23 ... Recorded one carry for four yards.

**AS A FRESHMAN IN 2007:** Moved from linebacker to fullback midway through the season ... Played in three games, including three as a fullback ... Carried the ball two times for 10 yards ... Also caught one pass for 10 yards ... Tallied one touchdown, at Arkansas-Monticello Nov. 3.

**BURDETTE'S CAREER RUSHING STATS**

Year	G	ATT	GAIN	LOSS	NET	YPC	TD	LONG	YPG
2007	4	2	10	0	10	5.0	1	9	2.5
2008	1	1	4	0	4	4.0	0	4	4.0
<b>Totals</b>	5	3	14	0	14	4.7	1	9	2.8



**RUSS CALLAWAY**  
#5 • QUARTERBACK  
JR. • 5-10 • 188  
ATHENS, GA. • OCONEE COUNTY

**AS A SOPHOMORE IN 2008:** Played in all 12 games, including seven at the quarterback position ... Completed six-of-eight passes for two yards ... Tallied two completions for four yards against West Georgia Oct. 30 ... Completed all three passes, for just one yard, against Fort Valley State Aug. 23 ... Carried the ball 17 times for 71 yards and a touchdown ... Score came on a 17-yard run at West Alabama Sept. 27





... Tallied 46 yards on four carries in the Fort Valley State contest, including a season-long rush of 27 yards ... Recorded on special teams tackle, against Harding Oct. 18.

**AS A FRESHMAN IN 2007:** Played in nine games, all in a reserve role ... Also saw action on special teams ... Carried the ball five times for four yards ... Threw four passes, completing three for 21 yards ... Was a perfect three-of-three passing at Fort Valley State Sept. 8.

#### CALLAWAY'S CAREER PASSING STATS

Year	G	ATT	COMP	PCT	INT	TD	LONG	YDS	YPG
2007	9	4	3	75.0	0	0	13	21	2.3
2008	12	8	6	75.0	0	0	4	2	0.2
<b>Totals</b>	<b>21</b>	<b>12</b>	<b>9</b>	<b>75.0</b>	<b>0</b>	<b>0</b>	<b>13</b>	<b>23</b>	<b>1.1</b>

#### CALLAWAY'S CAREER RUSHING STATS

Year	G	ATT	GAIN	LOSS	NET	YPC	TD	LONG	YPG
2007	9	5	10	6	4	0.8	0	9	0.4
2008	12	14	89	18	71	5.1	1	27	5.9
<b>Totals</b>	<b>21</b>	<b>19</b>	<b>99</b>	<b>24</b>	<b>75</b>	<b>3.9</b>	<b>1</b>	<b>27</b>	<b>3.6</b>

#### CALLAWAY'S CAREER HIGHS

Category	No.	Opponent	Date
Pass Attempts	3	on three occasions	
Pass Completions	3	on two occasions	
Passing Yards	21	Fort Valley State	Sept. 8, 2007
Passing Touchdowns	0		
Interceptions Thrown	0		
Rushing Attempts	4	Fort Valley State	Aug. 23, 2008
Rushing Yards	46	Fort Valley State	Aug. 23, 2008
Rushing Touchdowns	1	West Alabama	Sept. 27, 2008
Long Rush	27	Fort Valley State	Aug. 23, 2008



**DEVIN CANNON**  
#29 • CORNERBACK  
SR. • 5-8 • 169  
WRIGHTSVILLE, GA. • SOUTHEASTERN LOUISIANA

**AS A JUNIOR IN 2008:** Played in all 12 games, all as a reserve ... Recorded 14 tackles on the season ... Had four solo stops and 10 assists ... Recorded a personal-best four assists against Ouachita Baptist Sept. 20 ... Tallied three stops at Newberry Aug. 30 ... Broke up three passes on the season ... Finished with two tackles and a pass broken up at Southern Arkansas Nov. 3.

#### CANNON'S CAREER DEFENSIVE STATS

Year	G	UT	AT	TOT	SK	TFL	FF	FR	INT	QBH	PB
2008	12	4	10	14	0.0	0.0	0	0	0	0	3
<b>Totals</b>	<b>12</b>	<b>4</b>	<b>10</b>	<b>14</b>	<b>0.0</b>	<b>0.0</b>	<b>0</b>	<b>0</b>	<b>0</b>	<b>0</b>	<b>3</b>

#### CANNON'S CAREER HIGHS

Category	No.	Opponent	Date
Tackles	4	Ouachita Baptist	Sept. 20, 2008
Sacks	0		
Tackles for Loss	0		
Fumbles Forced	0		
Fumbles Recovered	0		
Interceptions	0		



**KODY CASE**  
#82 • WIDE RECEIVER  
SO. • 6-0 • 162  
SUWANEE, GA. • BUFORD

**AS A FRESHMAN IN 2008:** Saw action in 11 games, including two starts ... Missed the West Alabama contest Sept. 27 due to injury ... Started the first two games of his career, against Fort Valley State Aug. 23 and at Newberry Aug. 30 ... Caught seven passes for 159 yards and two touchdowns ... Enjoyed an impressive debut as he caught two passes for 68 yards and two touchdowns in the Fort Valley State game ... Also caught two passes, for 15 yards, at Henderson State Oct. 11 ... Had one catch for 36 yards against West Georgia Oct. 30 ... Also had one reception for 32 yards in the Newberry contest.

**PRE-VALDOSTA STATE:** Led the Wolves to a perfect 15-0 record and the Georgia Class AA State Championship in 2007 ... Earned first-team All-County honors ... Played for Head Coach Jess Simpson.

#### CASE'S CAREER RECEIVING STATS

Year	G	REC	YDS	YPR	TD	LONG	YPG
2008	11	7	159	22.7	2	52	14.5
<b>Totals</b>	<b>11</b>	<b>7</b>	<b>159</b>	<b>22.7</b>	<b>2</b>	<b>52</b>	<b>14.5</b>

#### CASE'S CAREER HIGHS

Category	No.	Opponent	Date
Receptions	2	on two occasions	
Receiving Yards	68	Fort Valley State	Aug. 23, 2008
Touchdowns	2	Fort Valley State	Aug. 23, 2008
Long Reception	52	Fort Valley State	Aug. 23, 2008



**SCHNEIDER CINEUS**  
#96 • DEFENSIVE END  
JR. • 6-2 • 233  
MIAMI, FLA. • MIAMI EDISON

**AS A SOPHOMORE IN 2008:** Played in 10 games, all as a reserve ... Recorded 11 tackles, including three solos and eight assists, on the year ... Tallied three stops against Ouachita Baptist Sept. 20 and two versus Delta State Oct. 2 and at Henderson State Oct. 11 ... Also had tackles against Fort Valley State Aug. 23, West Alabama Sept. 27, North Alabama Oct. 25 and West Georgia Oct. 30.

#### AS A FRESHMAN IN

**2007:** Played in 11 games, all as a reserve ... Registered 14 tackles on the year, including four solos and 10 assists ... Tallied 2.0 tackles for loss and three quarterback hurries ... Also broke up two passes ... Had a season-best three tackles at Fort Valley State Sept. 8 and at Arkansas-Monticello Nov. 3.





**CINEUS' CAREER DEFENSIVE STATS**

Year	G	UT	AT	TOT	SK	TFL	FF	FR	INT	QBH	PB
2007	11	4	10	14	0.0	2.0	0	0	0	3	2
2008	10	3	8	11	0.0	0.0	0	0	0	1	0
<b>Totals</b>	<b>21</b>	<b>7</b>	<b>18</b>	<b>25</b>	<b>0.0</b>	<b>2.0</b>	<b>0</b>	<b>0</b>	<b>0</b>	<b>4</b>	<b>2</b>

**CINEUS' CAREER HIGHS**

Category	No.	Opponent	Date
Tackles	3	on three occasions	
Sacks	0		
Tackles for Loss	1.0	Arkansas-Monticello	Nov. 3, 2007
Fumbles Forced	0		
Fumbles Recovered	0		
Interceptions	0		



**JACKSON DEAN**  
**#84 • WIDE RECEIVER**  
**JR. • 5-10 • 201**  
**LOGANVILLE, GA. • SOUTH GWINNETT**

**AS A SOPHOMORE IN 2008:** Played in all 12 games, with two starts ... Cracked the starting line-up against Fort Valley State Aug. 23 and at Newberry Aug. 30 ...

Caught nine passes for 105 yards on the year ... Averaged 11.7 yards per reception ... Tallied a season-high two catches on two occasions, against Harding Oct. 18 and at Southern Arkansas Nov. 3 ... Registered a personal-best 31 receiving yards in the Harding contest, including a 26 yard catch.

**AS A FRESHMAN IN 2007:** Played in 11 games, all as a reserve ... Caught three passes for six yards ... Also recorded three yards on a kick return.

**DEAN'S CAREER RECEIVING STATS**

Year	G	REC	YDS	YPR	TD	LONG	YPG
2007	11	3	7	2.3	0	6	0.6
2008	12	9	105	11.7	0	26	8.8
<b>Totals</b>	<b>23</b>	<b>12</b>	<b>112</b>	<b>9.3</b>	<b>0</b>	<b>26</b>	<b>4.9</b>

**DEAN'S CAREER HIGHS**

Category	No.	Opponent	Date
Receptions	2	on two occasions	
Receiving Yards	31	Harding	Oct. 18, 2008
Touchdowns	0		
Long Reception	26	Harding	Oct. 18, 2008



**LARRY DEAN**  
**#7 • LINEBACKER**  
**JR. • 6-0 • 215**  
**TIFTON, GA. • TIFT COUNTY**

**AS A SOPHOMORE IN 2008:** Played in and started all 12 games ... Led the team with 95 tackles, including 42 solo stops and 53 assists ... Was the only non-senior to

be voted team captain ... Was named second team All-Gulf South Conference ... Recorded a team-high 9.5 tackles for loss and was second with 3.0 sacks ... Intercepted one pass, against Delta State Oct. 2, which was returned for a touchdown ... Broke up three passes and had two quarterback hurries ... Forced three fumbles and recovered one ... Tallied a season-high 17 tackles against Harding Oct. 18 ... Finished with 13 stops, a fumble forced and a fumble recovery against Carson-Newman in the NCAA Division II playoffs Nov. 15 ... Tallied 12



tackles, a forced fumble and two passes broken up in the Delta State contest ... Also forced a fumble at North Alabama Oct. 25 ... Recorded nine tackles at Newberry Aug. 30, including 2.0 sacks and 3.5 tackles for loss ... Had eight stops against Fort Valley State Aug. 23 and against Ouachita Baptist Sept. 20 ... Also registered nine tackles at North Alabama in the playoffs on Nov. 22 ... Was ninth in the GSC in total tackles and 10th in fumbles forced.

**AS A FRESHMAN IN 2007:**

Played in all 14 games, making 11 starts in the process ... Only non-starts came against Ouachita Baptist Sept. 29, at Southern Arkansas Oct. 6 and versus Delta State Oct. 11 ... Registered 71 tackles, fifth-best on the team ... Had 32 solo stops and 39 assists ... Registered 7.5 tackles for loss and 3.0 sacks ... Forced one fumble, at Southern Arkansas Oct. 6 ... Intercepted a pass versus West Georgia Nov. 8 ... Blocked a punt against Albany State Sept. 1 ... Tallied one quarterback hurry and recorded three passes broken up on the year ... Registered nine tackles against North Alabama Oct. 27 ... Had eight stops three times ... Recorded a tackle in all 14 games.



**DEAN'S CAREER DEFENSIVE STATS**

Year	G	UT	AT	TOT	SK	TFL	FF	FR	INT	QBH	PB
2007	14	32	39	71	3.0	7.5	1	0	1	1	3
2008	12	42	53	95	3.0	9.5	3	1	1	2	3
<b>Totals</b>	<b>26</b>	<b>74</b>	<b>92</b>	<b>166</b>	<b>6.0</b>	<b>17.0</b>	<b>4</b>	<b>1</b>	<b>1</b>	<b>3</b>	<b>6</b>

**DEAN'S CAREER HIGHS**

Category	No.	Opponent	Date
Tackles	17	Harding	Oct. 18, 2008
Sacks	2.0	Newberry	Aug. 30, 2008
Tackles for Loss	3.5	Newberry	Aug. 30, 2008
Fumbles Forced	1	on four occasions	
Fumbles Recovered	1	Carson-Newman	Nov. 15, 2008
Interceptions	1	on two occasions	



**JOE FARMER**  
**#54 • LONG SNAPPER**  
**JR. • 5-10 • 238**  
**BLACKSHEAR, GA. • WAYNE COUNTY**

**AS A SOPHOMORE IN 2008:** Served as Valdosta State long snapper in all 12 games ... Was perfect on all 105 snaps during the season ... Made two special teams tackles ... Earned second-team All-Gulf South Conference honors.

**AS A FRESHMAN IN 2007:** Served as Valdosta State long snapper in all 14 games ... Tallied just one bad snap on 77 snaps ... Recorded four tackles on the year, including two in the national championship game against Northwest Missouri State Dec. 15 ... Also had a stop at Fort Valley State Sept. 8 and at California (Pa.) Dec. 8.



**KYLE FOX**  
**#74 • OFFENSIVE GUARD**  
**JR. • 6-3 • 296**  
**MADISON, FLA. • MADISON COUNTY**

**AS A SOPHOMORE IN 2008:** Played in all 12 games, making 11 starts in the process ... Only non-start came in VSU's senior day game against West Georgia Oct. 30

... Was involved with 673 of VSU's 804 offensive plays on the season ... Registered 365 pluses on the year for a 54.2 percent grade on the season ... Tallied a team-high 48 knock down blocks.


**AS A FRESHMAN IN 2007:** Played in all 14 games, all as a reserve ... Saw action on 245 plays, grading out at 72.7 percent with 178 pluses ... Registered seven cut blocks and two pancakes on the year.



**JACK FULFORD**  
**#39 • PUNTER**  
**SO. • 5-11 • 212**  
**WAYCROSS, GA. • WARE COUNTY**

**AS A FRESHMAN IN 2008:** Handled the punting duties in all 12 games during his initial season with Valdosta State ... Was named second team All-Gulf South Conference

after averaging 40.8 yards per punt ... Was named the Gulf South Conference Special Teams Player of the Week on Oct. 20 after averaging 47.1 yards per punt against Harding ... Four of his seven punts in that game traveled over 50 yards while three landed inside the Bison 20 ... Only short punt was a pooch punt that went out of bounds on the HU 6 ... On the year, tallied nine punts of more than 50 yards, including a personal-best 60 yarder in the Harding contest ... Placed 19 punts inside the opposing team's 20 yard line, including six inside the 10 ... Had two kicks blocked ... Opponents averaged just 5.6 yards per punt return, amassing just 139 yards on 25 returns.


**FULFORD'S CAREER PUNTING STATS**

Year	G	P	YDS	AVG	I20	50+	FC	TB	BL	LONG
2008	12	53	2162	40.8	19	9	5	5	2	60
<b>Totals</b>	<b>12</b>	<b>53</b>	<b>2162</b>	<b>40.8</b>	<b>19</b>	<b>9</b>	<b>5</b>	<b>5</b>	<b>2</b>	<b>60</b>

**FULFORD'S CAREER HIGHS**

Category	No.	Opponent	Date
<b>Punts</b>	7	on two occasions	
<b>Yards</b>	330	Harding	Oct. 18, 2008
<b>Average Per Punt</b>	47.1	Harding	Oct. 18, 2008
<b>Long Punt</b>	60	Harding	Oct. 18, 2008



**EVAN GILLES**  
**#37 • FULLBACK**  
**SO. • 6-1 • 212**  
**SUWANEE, GA. • NORTH GWINNETT**

**AS A FRESHMAN IN 2008:** Played in all 12 games, making one start in the process ... Cracked the starting line-up at North Alabama in the NCAA Division II playoffs

Nov. 22 ... Served primarily as a blocking back ... Did not carry the ball, but caught six passes for 24 yards ... Also had one touchdown, on a six-yard reception against Harding Oct. 18 ... Caught two passes, for nine yards, at Henderson State Oct. 11 ... Tallied single reception games against Delta State Oct. 2, at North Alabama Oct. 25 and at Southern Arkansas Nov. 3.

**GILLES' CAREER RECEIVING STATS**

Year	G	REC	YDS	YPR	TD	LONG	YPG
2008	12	6	24	4.0	1	7	2.0
<b>Totals</b>	<b>12</b>	<b>6</b>	<b>24</b>	<b>4.0</b>	<b>1</b>	<b>7</b>	<b>2.0</b>



**EDWARD GREGORY**  
**#77 • CENTER**  
**SR. • 5-11 • 219**  
**FAIRBURN, GA. • SANDY CREEK**

**AS A JUNIOR IN 2008:** Moved back to the offensive line and played in nine games, all as a reserve ... Did not play at Newberry Aug. 30, against Ouachita Baptist Sept. 20

and versus Delta State Oct. 2 ... Saw action on 86 plays during the season, grading out at 52.3 percent ... Recorded 45 pluses and three knock down blocks.

**AS A SOPHOMORE IN 2007:** Moved from offensive line to defensive line prior to the start of the season ... Saw action in seven games, all as a reserve ... Recorded three solo tackles and two assists for five total tackles on the year ... Assisted on one tackle for loss ... Forced a fumble in the season opener against Albany State Sept. 1 ... Tallied two tackles at Fort Valley State Sept. 8.

**AS A FRESHMAN IN 2006:** Played in nine games, missing only the North Alabama contest Oct. 28 ... Made five starts, against Arkansas Tech Sept. 23, at Ouachita Baptist Sept. 28, against Southern Arkansas Oct. 7, at Delta State Oct. 12 and versus West Alabama Oct. 21 ... Saw action on 197 plays and registered 116 positives, a .589 percentage.

**GREGORY'S CAREER DEFENSIVE STATS**

Year	G	UT	AT	TOT	SK	TFL	FF	FR	INT	QBH	PB
2007	7	3	2	5	0.0	0.5	1	0	0	0	0
<b>Totals</b>	<b>7</b>	<b>3</b>	<b>2</b>	<b>5</b>	<b>0.0</b>	<b>0.5</b>	<b>1</b>	<b>0</b>	<b>0</b>	<b>0</b>	<b>0</b>



**DERRICK HARRIS**  
**#2 • RUNNING BACK / CORNER BACK**  
**SO. • 5-6 • 162**  
**LITHONIA, GA. • TUCKER**

**AS A FRESHMAN IN 2008:** Played in all 12 games, all as a reserve ... Played running back the first two years before moving to defensive back for the remainder of the season ... Carried the ball seven times for 57 yards against Fort Valley State Aug. 23 ... Recorded a season-long 16 yard run in that contest ... Tallied two carries for nine yards at Newberry Aug. 30 ... Made two tackles on the season, the first against Ouachita Baptist Sept. 20 and the second versus Harding Oct. 18 ... Recovered a blocked punt and returned it 20 yards for a touchdown against West Georgia Oct. 30 ... Returned eight kickoffs on the year, for 112 yards.



**HARRIS' CAREER DEFENSIVE STATS**

Year	G	UT	AT	TOT	SK	TFL	FF	FR	INT	QBH	PB
2008	12	2	0	2	0.0	0.0	0	0	0	0	0
<b>Totals</b>	<b>12</b>	<b>2</b>	<b>0</b>	<b>2</b>	<b>0.0</b>	<b>0.0</b>	<b>0</b>	<b>0</b>	<b>0</b>	<b>0</b>	<b>0</b>

**HARRIS' CAREER RETURN STATS**

Year	G	KR	YDS	YPR	TD	PR	YDS	YPR	TD
2008	12	8	112	14.0	0	0	0	0	0
<b>Totals</b>	<b>24</b>	<b>14</b>	<b>256</b>	<b>18.3</b>	<b>0</b>	<b>0</b>	<b>0</b>	<b>0</b>	<b>0</b>

**HARRIS' CAREER HIGHS**

Category	No.	Opponent	Date
Rushing Attempts	7	Fort Valley State	Aug. 23, 2008
Rushing Yards	57	Fort Valley State	Aug. 23, 2008
Touchdowns	0		
Long Rush	16	Fort Valley State	Aug. 23, 2008
Kick-off Returns	3	Henderson State	Oct. 11, 2008
Kick-off Return Yards	40	Henderson State	Oct. 11, 2008
Return Touchdowns	0		
Long Return	28	West Alabama	Sept. 27, 2008



**LANCE HELTON**  
**#78 • OFFENSIVE GUARD**  
**JR. • 6-3 • 302**  
**WRIGHTSVILLE, GA. • BALL STATE**

**AS A SOPHOMORE IN 2008:** Saw action in all 12 games, each as a reserve ... Saw action on 174 of VSU's 804 offensive plays ... Graded out at 66.1 percent on the season with 115 pluses ... Tallied 19 knock down blocks.

**PRE-VALDOSTA STATE:** Saw action in one game as a freshman in 2007 after red-shirting in 2006 ... Earned four letters for head coach Rick Tomberlin at Washington County High School during prep career ... Led team to a 7-4 record as a senior and a 42-11 mark during his career ... Tallied 126 pancake blocks as a senior and graded out at 88 percent.



**CEDRIC JONES**  
**#8 • WIDE RECEIVER**  
**SR. • 6-0 • 178**  
**WAYCROSS, GA. • WARE COUNTY**

**Six 100-yard receiving games ... Ranks among the Top 10 in all three receiving categories in the VSU career record book ... Is fourth in receptions with 225 - 22 shy of first place ... Is fifth in receiving yards with 2,633 - 1,105 out of first place and just 259 away from second place ... Ranked eighth in touchdowns with 19 - 28 out of first place and just 13 out of second.**

**AS A JUNIOR IN 2008:** Led Valdosta State in receiving for the third straight season, despite battling injury the first two games of the year ... Finished the season with a team-high 57 receptions for 551 yards ... Started the year with two catches for 49 yards and



a touchdown, his only score of the year, against Fort Valley State on Aug. 23 ... Missed the Newberry game on Aug. 30 ... Didn't start the FVSU contest nor against Ouachita Baptist Sept. 20, but was a part of the starting line-up for VSU's final nine games of the year ... Caught nine passes for 65 yards at Henderson State Oct. 11 ... Tallied a season-high 69 yards, on seven receptions, in the Ouachita Baptist game ... Also had seven receptions, for 58 yards, at West Alabama Sept. 27 ... Only touchdown of the year came on a season-long 40 yard catch ... Recorded at least three catches in 10 of his 11 games, including six for 54 yards at North Alabama in the NCAA Division II playoffs ... Finished with five receptions against Delta State Oct. 2, versus Harding Oct. 18 and against



Carson-Newman in the playoffs Nov. 15 ... Finished the year fourth in the Valdosta State career record books in receptions, fifth in receiving yards and eighth in touchdowns.

**AS A SOPHOMORE IN 2007:** Earned All-America honors from the American Football Coaches Association

(first-team), Football Gazette (first-team), Daktronics (second-team) and D2football.com (second-team) ... Was Football Gazette's Receiver of the Year ... Played in all 14 games, with only non-start coming at Southern Arkansas Oct. 6 after getting shook up on the opening kickoff ... Caught 102 passes, the second-most in a single season ever by a Blazer ... Registered 1,171 yards receiving, the third-best season ever by a VSU player ... Also had 10 touchdowns on the year, the 11th best season in school history ... Returned 14 kickoffs for 256 yards ... Caught a personal-best 14 passes for 135 yards at Arkansas Tech Sept. 22 ... Tallied 100 or more yards receiving four times, including a season-best 145



on nine receptions versus North Alabama Oct. 27 ... Registered eight catches, 132 yards and a season-high two touchdowns at Fort Valley State Sept. 8 ... Also had two touchdowns against North Alabama in the playoffs Dec. 1 ... Registered 127 yards and a touchdown on six catches against West Georgia Nov. 8 ... Finished the season ranked 30th nationally in receiving yards per game with 83.6 and was eight in receptions per game with 7.5 ... After just two seasons, stands seventh on the VSU career charts in receptions (79 out of first), fifth in receiving yards (1,656 out of first),

and eighth in touchdowns (30 out of first, 14 out of second) ... Was named first-team All-Gulf South Conference.

**AS A FRESHMAN IN 2006:** Made an immediate impact on the Valdosta State program as he led the team in receptions and receiving yards ... Tallied 66 receptions and 911 total yards while catching eight touchdowns ... His 6.6 receptions per game and 91.1 receiving yards per game were both tops in the Gulf South Conference ... Was named Gulf South Conference Freshman of the Year, just the third Blazer to earn the honor, while also being named to the All-GSC First Team ... Twice caught nine balls in a game, at Delta State Oct. 12 and at North Alabama Oct. 28 ... Recorded 156 yards on seven catches at Albany State Sept. 2 while tallying 151 yards in the DSU contest ... Tallied eight receptions, 90 yards and two touchdowns versus Southern Arkansas Oct. 7 while tallying eight catches, 96 yards and a pair of scores in the season finale at West Georgia Nov. 9 ... Played in all 10 games, making seven starts ... Never caught fewer than four passes in a game while finding the end zone in six different affairs ... Earned first-team Daktronics All-Southeast Region honors.

**JONES' CAREER RECEIVING STATS**

Year	G	REC	YDS	YPR	TD	LONG	YPG
2006	10	66	911	13.8	8	67	91.1
2007	14	102	1171	11.5	10	66	83.6
2008	11	57	551	9.7	1	40	50.1
<b>Totals</b>	<b>35</b>	<b>225</b>	<b>2633</b>	<b>11.7</b>	<b>19</b>	<b>67</b>	<b>75.2</b>

**JONES' CAREER RETURN STATS**

Year	G	KR	YDS	YPR	TD	PR	YDS	YPR	TD
2007	14	14	256	18.3	0	0	0	0.0	0
2008	11	2	45	22.5	0	0	0	0.0	0
<b>Totals</b>	<b>35</b>	<b>16</b>	<b>301</b>	<b>18.8</b>	<b>0</b>	<b>0</b>	<b>0</b>	<b>0.0</b>	<b>0</b>

**JONES' CAREER HIGHS**

Category	No.	Opponent	Date
Receptions	14	Arkansas Tech	Sept. 22, 2007
Receiving Yards	156	Albany State	Sept. 2, 2006
Touchdowns	2	on four occasions	
Long Reception	67	Albany State	Sept. 2, 2006
Kick-off Returns	4	Catawba	Nov. 24, 2007
Kick-off Return Yards	75	Catawba	Nov. 24, 2007
Return Touchdowns	0		
Long Return	39	on three occasions	



**DEMARIO JONES**  
**#92 • DEFENSIVE TACKLE**  
**JR. • 5-10 • 300**  
**JACKSONVILLE, FLA. • RAINES**

**AS A SOPHOMORE IN 2008:** Played in and started all 12 games...

Recorded 37 tackles, including 12 solos and 25 assists ... Led all linemen in tackles ... Recorded 8.0 tackles for loss, second-best on the squad ... Had one sack, at West Alabama Sept. 27 ... Twice recorded a season-high eight tackles ... The first came at North Alabama Oct. 25 ... Tallied 4.5 tackles for loss in that game ... Also had eight tackles against Carson-Newman in the Division II playoffs Nov. 15 ... Registered seven tackles versus Harding Oct. 18 ... Forced a fumble in the Carson-Newman game



while recovering two on the season ... The first came against Delta State Oct. 2 while the second was in the UNA contest ... Recorded three quarterback hurries on the season, including two against Ouachita Baptist Sept. 20.



**AS A FRESHMAN IN 2007:** Made an immediate

impact on the defensive line as a freshman ... Played in 14 games, starting all but three ... Tallied 36 tackles, including nine solos and 27 assists ... Counted 6.5 tackles for loss and 0.5 sacks among his tackles ... Had a season-best six tackles versus Delta State Oct. 11 ... Tallied five stops at Fort Valley State Sept. 8

and at West Alabama Oct. 20 ... Recorded two tackles, including 1.0 tackles for loss, against Northwest Missouri State in the national championship game Dec. 15 ... Assisted on a sack in the season opener versus Albany State Sept. 1 ... Registered at least one tackle in all 14 games.

**JONES' CAREER DEFENSIVE STATS**

Year	G	UT	AT	TOT	SK	TFL	FF	FR	INT	QBH	PB
2007	14	9	27	36	0.5	6.5	0	0	0	0	0
2008	12	12	25	37	1.0	8.0	1	2	0	3	0
<b>Totals</b>	<b>26</b>	<b>21</b>	<b>52</b>	<b>73</b>	<b>1.5</b>	<b>14.5</b>	<b>1</b>	<b>2</b>	<b>0</b>	<b>3</b>	<b>0</b>

**JONES' CAREER HIGHS**

Category	No.	Opponent	Date
Tackles	8	on two occasions	
Sacks	1.0	West Alabama	Sept. 27, 2008
Tackles for Loss	4.5	North Alabama	Oct. 25, 2008
Fumbles Forced	1	Carson-Newman	Nov. 15, 2008
Fumbles Recovered	2	on two occasions	
Interceptions	0		




**TYLER JOSEY**  
#95 • DEFENSIVE TACKLE  
SO. • 6-1 • 253  
DUBLIN, GA. • DUBLIN

**AS A FRESHMAN IN 2008:** Played in all 12 games, making one start ... Cracked the starting line-up against North Alabama Oct. 25 ... Registered seven tackles on the season ... Had five solo stops and two assists ... Finished with one quarterback hurry, versus Harding Oct. 18 ... Tallied two stops, both solos, at West Alabama Sept. 27 and a solo and an assist against West Georgia Oct. 30 ... Registered solo tackles against Fort Valley State Aug. 23 and at Southern Arkansas Nov. 3.

**PRE-VALDOSTA STATE:** Red-shirted for the Blazers in 2007 ... Starred on Dublin's undefeated state championship team in 2006 ... Led the Irish to a 14-0-1 record on the year ... The season's lone tie came in the state championship game against Charlton County.

**JOSEY'S CAREER DEFENSIVE STATS**

Year	G	UT	AT	TOT	SK	TFL	FF	FR	INT	QBH	PB
2008	12	5	2	7	0.0	0.0	0	0	0	1	0
<b>Totals</b>	<b>12</b>	<b>5</b>	<b>2</b>	<b>7</b>	<b>0.0</b>	<b>0.0</b>	<b>0</b>	<b>0</b>	<b>0</b>	<b>1</b>	<b>0</b>



**ISAIAH JUPITER**  
#16 • WIDE RECEIVER  
SO. • 5-9 • 171  
NEW ORLEANS, LA. • BERKMAR

**AS A FRESHMAN IN 2008:** Played in 10 games, with three starts ... Started against Fort Valley State Aug. 23, at Newberry Aug. 30 and at Southern Arkansas Nov. 3 ...

Caught eight passes for 107 yards ... Tallied season-highs in receptions, with three, and yards, with 47, as well as his only touchdown of the year in the Southern Arkansas contest ... Had one catch for 38 yards at Newberry ... Registered two catches and 24 yards versus West Georgia Oct. 30 ... Returned nine kickoffs on the year for 147 yards, a team-best 16.3 yards per return ... Tallied three returns for 48 yards at North Alabama Oct. 25.



**PRE-VALDOSTA STATE:** Led

Head Coach Wendell Early's team to a 6-4 record in 2007 ... Caught 35 passes for 745 yards and seven touchdowns ... Also played defensive back and registered 15 tackles and five interceptions ... Tallied 31 receptions for 731 yards and seven touchdowns as a junior.

**JUPITER'S CAREER RECEIVING STATS**

Year	G	REC	YDS	YPR	TD	LONG	YPG
2008	10	8	107	13.4	1	38	10.7
<b>Totals</b>	<b>10</b>	<b>8</b>	<b>107</b>	<b>13.4</b>	<b>1</b>	<b>38</b>	<b>10.7</b>

**JUPITER'S CAREER RETURN STATS**

Year	G	KR	YDS	YPR	TD	PR	YDS	YPR	TD
2008	10	9	147	16.3	0	0	0	0.0	0
<b>Totals</b>	<b>10</b>	<b>9</b>	<b>147</b>	<b>16.3</b>	<b>0</b>	<b>0</b>	<b>0</b>	<b>0.0</b>	<b>0</b>

**JUPITER'S CAREER HIGHS**

Category	No.	Opponent	Date
Receptions	3	Southern Arkansas	Nov. 3, 2008
Receiving Yards	47	Southern Arkansas	Nov. 3, 2008
Touchdowns	0		
Long Reception	38	Newberry	Aug. 30, 2008
Kick-off Returns	3	North Alabama	Oct. 25, 2008
Kick-off Return Yards	48	North Alabama	Oct. 25, 2008
Return Touchdowns	0		
Long Return	37	North Alabama	Oct. 25, 2008



**JAPREE MILES**  
#38 • LINEBACKER  
JR. • 5-11 • 192  
QUITMAN, GA. • BROOKS COUNTY

**AS A SOPHOMORE IN 2008:** Played in 11 games, three as a starter ... Missed the Newberry contest Aug.

30 due to injury ... Started against Fort Valley State in the season opener Aug. 23 before returning to the starting line-up for the two NCAA Division II Playoff games ... Tallied 39 tackles on the season, fifth-best among returning players ... Registered 24 solo stop and 15 assists ... Had nine tackles on two occasions, the first coming Sept. 20 against Ouachita Baptist ... Also had nine tackles versus Carson-Newman Nov. 15 in the playoffs ... Recorded only tackle for loss on the season in the CNU contest ... Also forced a fumble versus the Eagles ... Registered four tackles at Southern Arkansas Nov. 3 and at North Alabama in the playoffs Nov. 22 ... Recovered a fumble in the SAU contest ... Broke up one pass on the year, in the Ouachita Baptist game ... Tallied a tackle in all 11 games played, including three at West Alabama Sept. 27, versus Delta State Oct. 2 and against West Georgia Oct. 30.



**AS A FRESHMAN IN 2007:** Played in 10 games, all as a reserve ... Saw action in the first 10 contests before missing all four NCAA playoff games due to roster restrictions ... Tallied 16 tackles, including one sack and an assist on a tackle for loss ... Intercepted one pass, at Fort Valley State Sept. 8, which was returned four yards ... Tallied a quarterback hurry against West Georgia Nov. 8 ... Sack came in the Fort Valley State contest, for a loss of nine yards ... Registered a personal-best five tackles at Arkansas-Monticello Nov. 3 ... Counted nine solo and seven assisted tackles among his stops.

**MILES' CAREER DEFENSIVE STATS**

Year	G	UT	AT	TOT	SK	TFL	FF	FR	INT	QBH	PB
2007	10	9	7	16	1.0	0.5	0	0	1	1	0
2008	11	24	15	39	0.0	1.0	1	1	0	0	1
<b>Totals</b>	<b>21</b>	<b>33</b>	<b>22</b>	<b>55</b>	<b>1.0</b>	<b>1.5</b>	<b>1</b>	<b>1</b>	<b>1</b>	<b>1</b>	<b>0</b>

**MILES' CAREER HIGHS**

Category	No.	Opponent	Date
Tackles	9	on two occasions	
Sacks	1.0	Fort Valley State	Sept. 8, 2007
Tackles for Loss	1.0	Carson-Newman	Nov. 15, 2008
Fumbles Forced	1	Carson-Newman	Nov. 15, 2008
Fumbles Recovered	1	Southern Arkansas	Nov. 3, 2008
Interceptions	1	Fort Valley State	Sept. 8, 2007



**GABE MOULD**  
**#30 • FULLBACK**  
**SR. • 5-8 • 200**  
**AUSTELL, GA. • PEBBLEBROOK**

**AS A FRESHMAN IN 2008:** Played in nine games, all as a reserve ... Missed the North Alabama game Oct. 25 as well as both NCAA Division II playoff games ... Carried the ball just one time, without picking up any yardage ... Also caught one pass, at West Alabama Sept. 27, for three yards ... Returned one punt for 19 yards against Ouachita Baptist Sept. 20 ... Also played on special teams and made two tackles while blocking one punt, in the Ouachita Baptist game.



**RONNYE NELSON**  
**#3 • RUNNING BACK / QUARTERBACK**  
**JR. • 5-10 • 168**  
**ALBANY, GA. • DOUGHTERY**

**AS A SOPHOMORE IN 2008:** Played in 11 of 12 games ... Started seven times ... Missed the Harding contest Oct. 18 due to injury ... Was second on the team with 382 yards on 59 carries ... Scored one touchdown on the ground while averaging 6.5 yards per carry ... Tallied 34.7 yards per game ... Carried the ball a season-high 10 times for 83 yards and a touchdown in the NCAA Division II playoff game against Carson-Newman Nov. 15 ... The touchdown came on a 35-yard run in



the fourth quarter that put VSU in front 21-20 en route to a 24-20 victory ... Tallied 67 yards on four carries against Delta State Oct. 2 ... Registered a season-long 58 yard run in that game ... Carried the ball seven times for 58 yards at North Alabama Oct. 25 ... Caught 33 passes for

354 yards and two scores ... Had a season high six catches, for 25 yards, at North Alabama in the playoffs Nov. 22 ... Caught two passes for 70 yards against Ouachita Baptist Sept. 20 ... One reception in that game covered 66 yards for a touchdown ... Opened the season with a 47 yard touchdown catch on Valdosta State's first offensive play of the year against Fort Valley State Aug. 23 ... Tallied five catches for 44 yards in the Delta State contest while also catching five passes, for 35 yards, at Southern Arkansas Nov. 3 ... His 33 catches was fourth-best on the squad and is second-most among returning players ... Completed only pass he attempted on the season ... Returned four kickoffs for 63 yards ... Also played some defensive back and made two tackles, one against Fort Valley State and the other at Henderson State Sept. 11 ... Broke up a pass at Newberry Aug. 30.

**AS A FRESHMAN IN 2007:**

Proved to be one of the most versatile players on the Valdosta State roster ... Played in 13 games, missing the Southern Arkansas contest Oct. 6 due to injury ... Started the final seven games at running back ... Rushed for 339 yards and four touchdowns on 64 carries ... Caught 21 passes for 140 yards ... Completed both passes attempted, including a 14-yard touchdown pass in the national championship game against Northwest Missouri State Dec. 15 ... Returned five kickoffs for 164 yards and a touchdown ...



Took the opening kickoff 91 yards for a score in the NCAA playoffs versus North Alabama Dec. 1 ... Averaged 32.8 yards per kickoff return ... Carried the ball eight times for 94 yards and a touchdown against West Georgia Nov. 8 ... Also completed a pass for nine yards against the Wolves ... Scored touchdowns against Albany State Sept. 1, at Fort Valley State Sept. 8 and at Arkansas Tech Sept. 22 ... Caught six passes for 40 yards in the national championship game ... Ran the ball eight times for 48 yards at California (Pa.) in the NCAA semifinals Dec. 8.

**NELSON'S CAREER RUSHING STATS**

Year	G	ATT	GAIN	LOSS	NET	YPC	TD	LONG	YPG
2007	13	64	365	26	339	5.3	4	55	26.1
2008	11	59	396	14	382	6.5	1	58	34.7
<b>Totals</b>	<b>24</b>	<b>123</b>	<b>761</b>	<b>40</b>	<b>721</b>	<b>5.9</b>	<b>5</b>	<b>58</b>	<b>30.0</b>

**NELSON'S CAREER RECEIVING STATS**

Year	G	REC	YDS	YPR	TD	LONG	YPG
2007	13	21	140	6.7	0	17	10.8
2008	11	33	354	10.7	2	66	32.2
<b>Totals</b>	<b>24</b>	<b>54</b>	<b>494</b>	<b>9.1</b>	<b>2</b>	<b>66</b>	<b>20.6</b>

**NELSON'S CAREER PASSING STATS**

Year	G	ATT	COMP	PCT	INT	TD	LONG	YDS	YPG
2007	13	2	2	100.0	0	1	14	23	1.8
2008	11	1	1	100.0	0	0	-2	-2	-0.2
<b>Totals</b>	<b>24</b>	<b>3</b>	<b>3</b>	<b>100.0</b>	<b>0</b>	<b>1</b>	<b>14</b>	<b>21</b>	<b>0.9</b>

**NELSON'S CAREER RETURN STATS**

Year	G	KR	YDS	YPR	TD	PR	YDS	YPR	TD
2007	13	5	164	32.8	1	0	0	0.0	0
2008	11	4	63	15.8	0	0	0	0.0	0
<b>Totals</b>	<b>24</b>	<b>9</b>	<b>227</b>	<b>25.2</b>	<b>1</b>	<b>0</b>	<b>0</b>	<b>0.0</b>	<b>0</b>

**NELSON'S CAREER HIGHS**

Category	No.	Opponent	Date
Rushing Attempts	10	Carson-Newman	Nov. 15, 2008
Rushing Yards	94	West Georgia	Nov. 8, 2007
Rushing Touchdowns	1	on five occasions	
Long Rush	58	Delta State	Oct. 2, 2008
Receptions	6	Northwest Missouri St.	Dec. 15, 2007
Receiving Yards	70	Ouachita Baptist	Sept. 20, 2008
Receiving Touchdowns	1	on two occasions	
Long Reception	66	Ouachita Baptist	Sept. 20, 2008



**ERIC SLEDGE**  
**#4 • WIDE RECEIVER**  
**SR. • 6-2 • 223**  
**APOPKA, FLA. • FLORIDA**

**AS A JUNIOR IN 2008:** Saw action in eight games, all as a reserve ... Caught five passes for 29 yards on the season ... Enjoyed best game of the year at West Ala-

bama Sept. 27, catching two passes for 24 yards ... Had a season-long 13-yard reception in that game ... Also recorded catches against Fort Valley State Aug. 23, versus Ouachita Baptist Sept. 20 and in the regular season finale against West Georgia Oct. 30.



**AS A SOPHOMORE IN 2007:** Played in four games, all as a reserve ... Tallied two receptions on the season, totaling 15 yards ... Also had one special teams tackle ... Caught a pass for 13 yards at Fort Valley State Sept. 8 ... Registered one catch for two yards versus West Georgia Nov. 8.

**SLEDGE'S CAREER RECEIVING STATS**

Year	G	REC	YDS	YPR	TD	LONG	YPG
2007	4	2	15	7.5	0	13	3.8
2008	8	5	29	5.8	0	13	3.6
<b>Totals</b>	<b>12</b>	<b>7</b>	<b>44</b>	<b>6.3</b>	<b>0</b>	<b>13</b>	<b>3.7</b>

**SLEDGE'S CAREER HIGHS**

Category	No.	Opponent	Date
Receptions	2	West Alabama	Sept. 27, 2008
Receiving Yards	24	West Alabama	Sept. 27, 2008
Touchdowns	0		
Long Reception	13	on two occasions	



**DUDLEY SPENCE**  
**#42 • FREE SAFETY**  
**JR. • 6-0 • 178**  
**MADISON, GA. • MORGAN COUNTY**

**AS A SOPHOMORE IN 2008:** Saw action in nine of Valdosta State's 12 games, missing only the West Georgia contest Oct. 30, the game at Southern Arkansas Nov. 3 and the first round of the NCAA Division II playoffs against Carson-Newman Nov. 15 ... Recorded 25 tackles on the season, including 15 solo stops and 10 assists ... Started the year with a season-best five tackles versus Fort Valley State Aug. 23 ... Tallied three stops at West Alabama Sept. 27 ... Recorded one tackle for loss, against Ouachita Baptist Sept. 20 ... Also intercepted his only pass of the season in that contest ... Tallied two tackles and a quarterback hurry versus Harding Oct. 18 ... Fielded a lateral off of a fumble recovery and raced 55 yards for a touchdown in the NCAA playoff game at North Alabama Nov. 22, the first score of his career.

**AS A FRESHMAN IN 2006:** Played in five of the final six games of the year, all in a reserve role ... Recorded six tackles, including one solo and five assists ... Tallied four tackles against Arkansas-Monticello Nov. 4 ... Also registered a stop at North Alabama Oct. 28 and at West Georgia Nov. 9 ... Played both defense and special teams for the Blazers.

**SPENCE'S CAREER DEFENSIVE STATS**

Year	G	UT	AT	TOT	SK	TFL	FF	FR	INT	QBH	PB
2006	5	1	5	6	0.0	0.0	0	0	0	0	0
2008	9	15	10	25	0.0	1.0	0	0	1	1	1
<b>Totals</b>	<b>14</b>	<b>16</b>	<b>15</b>	<b>31</b>	<b>0.0</b>	<b>1.0</b>	<b>0</b>	<b>0</b>	<b>1</b>	<b>1</b>	<b>1</b>

**SPENCE'S CAREER HIGHS**

Category	No.	Opponent	Date
Tackles	5	Fort Valley State	Aug. 23, 2008
Sacks	0		
Tackles for Loss	1.0	Ouachita Baptist	Sept. 20, 2008
Fumbles Forced	0		
Fumbles Recovered	0		
Interceptions	1	Ouachita Baptist	Sept. 20, 2008



**GORDON STEELE**  
**#53 • CENTER**  
**SR. • 6-0 • 300**  
**TALLAHASSEE, FLA. • NORTH FLORIDA CHRISTIAN**

**AS A JUNIOR IN 2008:** Played in 11 of Valdosta State's 12 games, starting the final seven ... Missed only the Delta State game Oct. 2 ... Saw action on 485 plays, grading out positively on 278 ... Graded out at 57.3 percent for the year ... Recorded 19 knockdown blocks on the season.

**AS A SOPHOMORE IN 2007:** Saw action in five games on the year, all as a reserve ... Played against Albany State Sept. 1, at Fort Valley State Sept. 8, versus Ouachita Baptist Sept. 29, at West Alabama Oct. 20 and Arkansas-Monticello Nov. 3 ... Was involved with 45 plays on the year ... Tallied 29 pluses for a 64.4 percent grade on the year ... Registered two cut blocks.



**DANTE WELLS**  
**#67 • OFFENSIVE GUARD**  
**SO. • 6-2 • 263**  
**ROME, GA. • ROME**

**AS A FRESHMAN IN 2008:** Played in eight games, all as a reserve ... Missed the two NCAA Division II playoff games as well as the Blazers' contest against Delta State Oct. 2 and at Henderson State Oct. 11 ... Tallied 68 pluses on 148 plays on the year, a grade of 45.9 percent ... Recorded five knockdown blocks on the season.



**BRITT WILSON**  
**#69 • OFFENSIVE TACKLE**  
**JR. • 6-4 • 251**  
**TIFTON, GA. • TIFT COUNTY**

**AS A SOPHOMORE IN 2008:** Moved back to the offensive line and played in all 12 games, making his first career start against Southern Arkansas Nov. 3 ... Saw action on 356 of Valdosta State's 804 offensive plays ... Tallied 214 positive

grades, a 60.1 percentage ... Tallied 20 knockdown blocks on the year.

**AS A FRESHMAN IN 2007:** Played in nine games, all as a reserve ... Started out the season on the offensive line, seeing action in three contests ... Moved to the defensive line and played in six of the final eight contests as a defensive end ... Tallied six tackles, including two solos and four assists ... Recorded two stops at West Alabama and versus West Georgia Nov. 8 ... Assisted on a sack at California (Pa.) in the NCAA Playoffs Dec. 8 ... On the offensive side of the ball, played on 25 plays ... Graded out positively on 18, a 72.0 percentage rate.

**WILSON'S CAREER DEFENSIVE STATS**

Year	G	UT	AT	TOT	SK	TFL	FF	FR	INT	QBH	PB
2007	9	2	4	6	0.5	0.5	0	0	0	0	0
<b>Totals</b>	<b>9</b>	<b>2</b>	<b>4</b>	<b>6</b>	<b>0.5</b>	<b>0.5</b>	<b>0</b>	<b>0</b>	<b>0</b>	<b>0</b>	<b>0</b>



**2009 NEWCOMERS**

**PATRICK ALLEN**

**OFFENSIVE LINE • FR. • 6-2 • 245**

**JEFFERSON, GA. • JEFFERSON**

**PRE-VALDOSTA STATE:** A four year letterwinner and three year starter at center for the Dragons of Jefferson High ... Graded out a 91.0 percent during the 2008 season while leading JHS to an 11-1 record and a spot in the state playoffs ... Led the team in pancake blocks ... Also started at middle linebacker and recorded 85 tackles, including 10 for loss ... Also recorded two interceptions ... Graded out at 86.8 percent as a junior in 2007 ... Registered 19.5 pancake blocks while helping the Dragons to an 8-4 mark ... Earned AA All-State honors as an offensive lineman in 2008 while earning All-Region in 2007 ... Member of Jefferson High's wrestling team that won state championships in 2006, 2007 and 2008 ... Finished as the state runner-up in the 215-pound weight class in 2008 ... Played for head coach Bill Navas.

**DANIEL ANDERSON**

**PLACEKICKER / PUNTER • FR. • 5-11 • 170**

**MOORESVILLE, GA. • PIKE COUNTY**

**PRE-VALDOSTA STATE:** Connected on seven of 10 field goals for the Pirates during the 2008 season ... Helped Pike County to a 9-2 record and a spot in the state playoffs ... Was perfect on extra point attempts while averaging 40.0 yards per punt ... Hit six of eight field goals in 2007 while helping Pike County to a 3-7 mark ... Recorded a 49 yard field goal, the longest in school history ... Averaged 38.0 yards per punt while not missing an extra point ... Earned first team All-State as a kicker in 2008 and as a punter in 2007 and 2008 ... Played for head coach John McMiller.

**COLBY ANDREWS**

**DEFENSIVE END • FR. • 6-3 • 235**

**ROBERTA, GA. • TATTNALL SQUARE ACADEMY**

**PRE-VALDOSTA STATE:** Led the Trojans to a 12-1 record and the state playoffs in 2008 ... Recorded 94 tackles, including seven tackles for loss ... Had five sacks and forced two fumbles ... Directed TSA to a

12-0 record and the state championship in 2007 ... Tallied 86 tackles, including nine for loss, and seven sacks ... Forced three fumbles ... Earned All-State honors ... Registered 275 career tackles, including 16 for loss ... Finished career with 18 sacks and five forced ... Also played baseball for TSA ... Played for head coach Barney Hester.

**DAVID BAILEY**

**RUNNING BACK • FR. • 6-0 • 185**

**BRUNSWICK, GA. • GLYNN ACADEMY**

**PRE-VALDOSTA STATE: RED-SHIRTED IN 2008 ...**

Led the Red Terrors to a 7-3 record in 2007 ... Carried the ball 52 times for 276 yards and four touchdowns ... Also caught seven passes for 79 yards and a touchdown ... Played for Head Coach Rob Ridings.

**JARRELL BENSON**

**FREE SAFETY • FR. • 6-3 • 185**

**HIRAM, GA. • HIRAM**

**PRE-VALDOSTA STATE:** Recorded 68 tackles while leading the Hornets to a 5-5 mark in 2008 ... Tallied one interception and one fumble recovery ... Forced two fumbles while breaking up seven passes ... Earned 7-AAAA All-Region honors ... Directed Hiram to a 4-6 mark in 2007 ... Tallied 43 tackles and one interception ... Forced one fumble while breaking up four passes ... Also played basketball and ran track ... Played for head coach Andy Dorsey.

**DEMETRIUS BOZEMAN**

**DEFENSIVE TACKLE • FR. • 5-11 • 260**

**HAWKINSVILLE, GA. • HAWKINSVILLE**

**PRE-VALDOSTA STATE:** Led the Red Devils to a 3-7 record in 2008 ... Tallied 56 tackles, including 16 tackles for loss and four sacks ... Was named All-State ... Played for head coach Lee Campbell.

**DONATELLO BROWN**

**RUNNING BACK | CORNERBACK • FR. • 6-1 • 190**

**KENNESAW, GA. • NORTH COBB**

**PRE-VALDOSTA STATE:** Starred for a Warriors

team that went 5-5 in 2008 ... Tallied 45 tackles, one interception and one fumble recovery ... Carried the ball 124 times for 845 yards, a 6.8 yards per carry average ... Tallied 10 touchdowns on the season ... Led North Cobb to a 10-1 record and a spot in the state playoffs in 2007 ... Also competed in track and field ... Played for head coach Shane Queen.

**JEREMY BROWN**

**OFFENSIVE LINE • JR. • 6-1 • 310**

**ADEL, GA. • REEDLEY CC**

**PRE-VALDOSTA STATE:** Led Reedley to a 7-4 record

last season ... Guided the Tigers to the Valley Conference championship ... Helped RC to an 8-3 mark in 2007 and the State Central Bowl championship ... Played for Cook County during prep career.

**JAMARIAN BROWN**

**DEFENSIVE TACKLE • JR. • 6-1 • 325**

**ADEL, GA. • REEDLEY CC**

**PRE-VALDOSTA STATE:** Led Reedley to a 7-4 record

last season ... Guided the Tigers to the Valley Conference championship ... Helped RC to an 8-3 mark in 2007 and the State Central Bowl championship ... Played for Cook County during prep career.

**HUNTER CHUMLEY**

**DEFENSIVE TACKLE • FR. • 6-2 • 275**

**CANTON, GA. • CHEROKEE**

**PRE-VALDOSTA STATE:** Tallied 53 tackles for the

Warriors in 2008 ... Registered 12 tackles for loss and two sacks ... Forced two fumbles while recovering one ... Tallied 32 tackles and one sack for a squad that went 8-4 in 2007 ... Finished career with 94 career tackles and four sacks ... Was All-Region in 2008 while earning All-County honors in 2007 and 2008 ... Won region championship in wrestling ... Played for head coach Brian Dameron.

**KEDRICK CLARK****OFFENSIVE LINE • JR. • 6-3 • 260****TAYLORSVILLE, MISS. • JONES COUNTY JC**

**PRE-VALDOSTA STATE:** Started all nine games for a Bobcat team that 7-2 in 2008 ... Appeared in 11 games in 2007 while helping JCJC to a 9-2 record and a spot in the Mississippi Association of Community and Junior College Athletic Association championship game in 2007 ... Played prep career at Collins High in Collins, Miss. ... Played for JCJC head coach Eddie Pierce.

**JIMMY COY****QUARTERBACK • JR. • 6-1 • 206****PARK RIDGE, ILL. • EL CAMINO JC**

**PRE-VALDOSTA STATE:** Led the Warriors to a 10-2 record and the Southern California Central Conference championship in 2008 ... Completed 188-of-295 passes for 2,755 yards ... Tossed 14 touchdowns while throwing just three interceptions for a 155.80 efficiency rating ... Averaged 275.5 yards per game passing ... Was named first team All-Central Conference while leading El Camino to the Southern California Tournament Semifinals ... Carried the ball 47 times for 59 yards and three touchdowns ... Played his prep career at Maine South.

**JARED DAVIS****WIDE RECEIVER • FR. • 5-8 • 160****TIFTON, GA. • TIFT COUNTY**

**PRE-VALDOSTA STATE:** Played wide receivers, returned punts and kickoffs for Tift County ... Caught 36 passes for 498 yards and seven touchdowns in 2008 ... Tallied 896 all-purpose yards ... Led the Blue Devils to an 8-4 record and the second round of the state playoffs ... Earned first team All-Region honors ... Helped Tift County to a 6-5 record and the state playoffs in 2007 ... Caught 44 passes for 404 yards and two touchdowns ... Was named first team All-Region ... Played for head coach Jay Walls ... Also competed in golf for the Blue Devils.

**CHAUNCEY DEBOSE****DEFENSIVE TACKLE • SR. • 6-2 • 275****GAINESVILLE, FLA. • EASTERN KENTUCKY**

**PRE-VALDOSTA STATE:** Assisted the Colonels to a 23-12 record the last three years ... Played in 31 games ... Tallied 47 career tackles, including 7.5 for loss ... Recorded 2.5 sacks and one fumble recovery ... Broke up one pass and tallied nine quarterback hurries ... Played prep career at Mundy's Mill.

**TOMMIE DUHART****DEFENSIVE TACKLE • SR. • 6-4 • 290****BELLE GLADE, FLA. • PITTSBURGH**

**PRE-VALDOSTA STATE:** Played two seasons for Pittsburgh after playing one season at Coffeyville Community College in Kansas ... Saw action in seven games last season, recording three tackles, including an assist on a tackle for loss ... Broke up one pass and tallied a fumble forced as well as a quarterback hurry

... Played in all 12 games, with three starts in 2007 ... Registered 24 tackles on the season, including 4.5 tackles for loss ... Forced two fumbles and blocked one kick ... Was an All-Kansas Jayhawk Community College Conference honoree in 2006 ... Collected 35 tackles and four fumble recoveries on the year ... Tallied 9.5 tackles for loss and 5.5 sacks.

**MANNY EVANS****DEFENSIVE BACK • FR. • 5-9 • 170****DARIEN, GA. • MCINTOSH COUNTY**

**PRE-VALDOSTA STATE:** Led the Buccaneers to a 9-2 record and the state playoffs in 2009 ... Recorded 62 tackles, including five tackles for loss ... Had four interceptions, two of which he returned for touchdowns ... Broke up seven passes ... Earned All-Region honors ... Tallied 37 tackles and three interceptions in 2007 while leading McIntosh to a 6-5 mark ... Scored one touchdown while breaking up five passes ... Blocked one punt ... Also played basketball and ran track ... Played for head coach Robby Robinson.

**GERALD FORD****WIDE RECEIVER • FR. • 6-3 • 215****GAINESVILLE, GA. • GAINESVILLE**

**PRE-VALDOSTA STATE:** *RED-SHIRTED IN 2008* ... Led the Red Elephants to a 7-4 record and a spot in the Class AAA state tournament ... Caught 90 passes for 1,279 yards and 12 touchdowns ... Set the school record for single season receptions and yards while tying the school mark for touchdown receptions ... Earned All-State honors ... Also led Head Coach Bruce Miller's team to a 7-4 record in 2006 ... Caught 14 passes for 230 yards ... Also starred in basketball and track.

**DARIUS HOWELL****WIDE RECEIVER • FR. • 6-2 • 180****VALDOSTA, GA. • LOWNDES**

**PRE-VALDOSTA STATE:** Played for a Viking squad that went 12-1 in 2008 ... Also played for the 2007 squad that won the AAAAA state championship in 2007 ... Played for head coach Randy McPherson.

**KEVIN JACKSON****OFFENSIVE LINE • FR. • 6-4 • 295****SAVANNAH, GA. • SAVANNAH CHRISTIAN**

**PRE-VALDOSTA STATE:** Played for a Raiders team that went 10-2 in advanced to the second round of the state tournament in 2008 ... Earned All-State honors as a senior ... Directed Savannah Christian to a 10-2 record and the state playoffs in 2007 as well ... Was named All-Region after earning honorable mention All-Region as a sophomore ... Played for head coach Donald Chumley.

**THESEUS JACKSON****RUNNING BACK • FR. • 5-10 • 175****IRWINTON, GA. • WILKINSON COUNTY**

**PRE-VALDOSTA STATE:** *RED-SHIRTED IN 2008* ... Led James Hagins' Warrior squad to a 4-6-1 record this

season ... Carried the ball 124 times for 1,175 yards ... Scored 13 touchdowns on the ground ... Caught 23 passes for 388 yards and three touchdowns ... Earned All-Region honors ... Helped the Warriors to a 4-6 mark in 2006 ... Was the 2007 Georgia state champion in the triple jump.

**DAVID JENKINS****LINEBACKER • FR. • 5-10 • 215****JACKSON, GA. • JACKSON**

**PRE-VALDOSTA STATE:** Jackson High's all-time leader in career tackles with 401 during his career ... Recorded 123 tackles, including 13 for loss and four sacks, during the 2008 season while leading the Red Devils to a 10-1 record and the state playoffs ... Was named the 4-AAA Defensive Player of the Year while also earning All-Region honors ... Tallied 120 tackles as a junior in 2007 ... Recorded nine tackles for loss and three sacks ... Won the state championship in the 94 kg weight class in weightlifting ... Also competed in track ... Played for head coach Mike Parris.

**EDMUND KUGBILA****OFFENSIVE LINE • FR. • 6-5 • 325****LAWRENCEVILLE, GA. • CENTRAL GWINNETT**

**PRE-VALDOSTA STATE:** Led the Black Knights to a 3-7 mark in 2008 ... Graded out at 91 percent while recording 29 pancake blocks ... Helped Central Gwinnett to a 6-4 mark in 2007 ... Also competed in track and field ... Played for head coach Ed Stokes.

**JAMES LEE****DEFENSIVE END • FR. • 6-3 • 230****ALBANY, GA. • MONROE**

**PRE-VALDOSTA STATE:** Led the Tornados to a 9-3 record and a spot in the state playoffs in 2008 ... Tallied 48 tackles, including 10 sacks ... Also played basketball for Monroe ... Played for head coach Charles Truitt.

**KELLEN LEWIS****QUARTERBACK • SR. • 6-1 • 185****JACKSONVILLE, FLA. • INDIANA**

**PRE-VALDOSTA STATE:** Enjoyed a prolific career that saw him start for three years for the Hoosiers ... Holds 16 Indiana school records, including eight career and eight single game marks ... Is the Hoosier career record holder for touchdowns thrown with 48 and is third on the list with 6,395 passing yards, second with 8,072 total yards, first with 565 completions and second in completion percentage at 57.6 ... Threw three touchdowns in nine games and had four 300-yard and 17 200-yard passing games, all school records ... Also tallied 1,677 rushing yards and 17 rushing touchdowns during his career ... Is the only player in Indiana history to record two rushing touchdowns of more than 60 yards in a single game ... Earned All-Big Ten honors after his sophomore season and was a Freshman All-American in 2006 ... Was named Big



Ten Offensive Player of the Week on four occasions during his career ... Played prep career at Mandarin High in Jacksonville.

**RICO MACK**  
WIDE RECEIVER • FR. • 5-9 • 160  
MARIETTA, GA. • NORTH COBB

**PRE-VALDOSTA STATE:** Starred for a Warriors team that went 5-5 in 2008 ... Caught 35 passes for 740 yards and six touchdowns ... Tallied 285 yards and three touchdowns on the ground ... Caught 38 passes for 765 yards and eight touchdowns while helping North Cobb to a 10-1 record and the state playoffs in 2007 ... Carried the ball for 327 yards and three touchdowns ... Was All-County both years ... Also played basketball, soccer and baseball while running track ... Played for head coach Shane Queen.

**DONALD MAXWELL**  
SAFETY • FR. • 6-1 • 195  
SUWANEE, GA. • NORTH GWINNETT

**PRE-VALDOSTA STATE:** *RED-SHIRTED IN 2008* ... Led the Bulldogs to a runner-up finish in the 2007 Georgia Class AAAAA state tournament and a 13-2 record ... Tallied 52 total tackles on the year, including five sacks and six tackles for loss ... Broke up two passes and forced two fumbles, one of which he recovered ... Also registered 13 quarterback hurries and scored on touchdown on the year ... As a junior in 2006, led North Gwinnett to an 11-2 record and a showing in the state quarterfinals ... Recorded 72 tackles, including six tackles for loss and 1.5 sacks ... Broke up two passes and caused one fumble ... Was a two-time All-Region selection ... Played for Head Coach Bob Spire.

**BROCK MAYO**  
OFFENSIVE GUARD • FR. • 6-2 • 280  
NICEVILLE, FLA. • NICEVILLE

**PRE-VALDOSTA STATE:** *RED-SHIRTED IN 2008* ... Led the Eagles to an 8-3 record last season ... Earned first-team All-Region honors ... Played for Head Coach John Hicks.

**ROBERT NEWTON**  
OFFENSIVE LINE • FR. • 6-2 • 275  
NICEVILLE, FLA. • NICEVILLE

**PRE-VALDOSTA STATE:** Started all 11 games for an Eagles squad that was 9-2 and made the state playoffs in 2008 ... Did not allow a sack on an offense that averaged more than 400 yards per game ... Played in six games in 2007 while helping Niceville to an 8-3 mark and a spot in the state playoffs ... Was named All-Region and the Offensive Lineman of the Year in 2008 ... Was a district qualifier in weightlifting ... Played for head coach John Hicks.

**JUSTIN PALMER**  
OFFENSIVE LINE • FR. • 6-2 • 250  
CAIRO, GA. • CAIRO

**PRE-VALDOSTA STATE:** Led the Syrupmakers to a perfect 14-0 record and the AAA state championship in 2008 ... Played for head coach Tom Fallaw.

**MICHAEL PATE**  
DEFENSIVE END • FR. • 6-0 • 245  
LAWRENCEVILLE, GA. • PEACHTREE RIDGE

**PRE-VALDOSTA STATE:** Starred for a Lion squad that went 12-3 and advanced to the state playoffs in 2008 ... Recorded 55 tackles, including one sack ... Earned All-County and All-Region honors ... Registered 50 tackles, including three sacks, for a squad that went 8-4 in 2007 ... Forced two fumbles while also recovering two ... Won the 205-225 weight class state powerlifting title ... Played for head coach Bill Ballard.

**DEONDRICK PINA**  
WIDE RECEIVER • FR. • 6-0 • 180  
ELLAVILLE, GA. • SCHLEY COUNTY

**PRE-VALDOSTA STATE:** Starred for a Wildcat team that went 8-4 and advanced to the second round of the state tournament in 2008 ... Played quarterback, running back, wide receiver and defensive back during the season ... Passed for 598 yards while catches passes for 602 ... Earned All-Region honors as a senior ... Led Schley County to a 9-3 mark and the second round of the state tournament in 2007 ... Rushed for 993 yards, passed for 813 and intercepted seven passes ... Earned honorable mention All-State honors three times ... Was second team All-State in basketball and finished fifth at the state track meet in the 200M ... Played for head coach Jim McFather.

**MATT PIERCE**  
DEFENSIVE BACK • FR. • 5-11 • 185  
ATLANTA, GA. • ST. PIUS

**PRE-VALDOSTA STATE:** Played for a Golden Lion squad that went 10-2 and advanced to the state playoffs in 2008 ... Registered 39 tackles and two interceptions on the year ... Returned one pick for a touchdown ... Recovered one fumble and broke up three passes ... Played for head coach Paul Standard.

**DAVID POOLE**  
DEFENSIVE TACKLE • FR. • 6-3 • 280  
MARTINEZ, GA. • LAKESIDE

**PRE-VALDOSTA STATE:** Led the Panthers to a 7-3 mark in 2008 ... Registered 35 tackles, including 14 tackles for loss ... Recorded six sacks while forcing two fumbles and recovering two more ... Blocked one field goal attempt ... Tallied 29 tackles while guiding Lakeside to a 3-6 record in 2007 ... Tallied two sacks and one interception ... Earned All-County honors in 2008 ... Also participated in track and field and wrestling ... Played for head coach Jody Grooms.

**CHRISTOPHER POPE**  
LINEBACKER • FR. • 5-11 • 205  
JACKSON, GA. • JACKSON

**PRE-VALDOSTA STATE:** Played four years for Jackson's varsity squad ... Led the Red Devils to a 10-1 record and a spot in the state playoffs in 2008 ... Recorded 41 tackles, including one for loss, in 2007 ... Broke up two passes and recovered one fumble while helping Jackson to a 3-7 record ... Tallied 21 tackles, including 3.5 for loss and one for sack, as a sophomore in 2006 ... Intercepted one pass and broke up three passes ... Earned All-Region honors in 2008 ... Also played basketball ... Played for head coach Mike Parris.

**NICK RICHARDS**  
TIGHT END • FR. • 6-4 • 205  
EVANS, GA. • GREENBRIER

**PRE-VALDOSTA STATE:** *RED-SHIRTED IN 2008* ... Completed 149-of-301 passes in 2007 ... Led the Wolfpack to a 5-5 record ... Threw for 1,630 yards and 12 touchdowns ... Led his squad with eight rushing touchdowns ... Directed Head Coach Scott Chadwick's squad to a 4-6 mark in 2006 ... Played outfield for Greenbrier's 2007 state championship baseball team.

**JOHN ROBERTS**  
OFFENSIVE LINE • FR. • 6-2 • 250  
DOUGLAS, GA. • COFFEE COUNTY

**PRE-VALDOSTA STATE:** Played for a Trojan squad that went 7-3 in 2008 ... Played for head coach Ken Eldridge.

**TERRELL ROBERTS**  
DEFENSIVE END • FR. • 6-3 • 225  
KENNESAW, GA. • NORTH COBB

**PRE-VALDOSTA STATE:** Starred for a Warriors team that went 5-5 in 2008 ... Tallied 86 tackles, including 12 tackles for loss ... Had seven sacks on the season ... Was named the team's defensive player of the year ... Led the squad to a 10-1 record and the state playoffs in 2007 ... Registered 70 tackles, including six for loss ... Recorded four tackles ... Played for basketball squad that made state tournament twice while also advancing to the state track meet in the 200M ... Played for head coach Shane Queen.

**TYLER ROSE**  
WIDE RECEIVER • FR. • 6-1 • 170  
JACKSONVILLE, FLA. • BISHOP KENNY

**PRE-VALDOSTA STATE:** Directed the Crusaders to a 7-3 record in 2008 ... Played for head coach Mark Thorson.

**KAYVON SHERRILL**  
DEFENSIVE END • FR. • 6-4 • 245  
KENNESAW, GA. • NORTH COBB

**PRE-VALDOSTA STATE:** Starred for a Warriors team that went 5-5 in 2008 ... Tallied 52 tackles and six



sacks in just six games ... Was named All-County and All-Region for the 2007 squad that went 10-1 and advanced to the state playoffs ... Played for head coach Shane Queen.

#### CAM SHORT

**CENTER • FR. • 6-3 • 250**

**THOMASTON, GA. • FLINT RIVER ACADEMY**

**PRE-VALDOSTA STATE: RED-SHIRTED IN 2008 ...**

Directed the Wildcats to a 13-1 record and the Georgia Independent School Association (GISA) Class A State title in 2007 ... Played tight end, center, defensive end, fullback and long snapper for Head Coach Bobby Smith ... Recorded 63 tackles, including five sacks, carried the ball 13 times for 131 yards and caught 12 passes for 118 yards ... Scored six touchdowns on the year ... Led the Wildcats to a state-runner up finish and a 13-1 mark as a junior ... Earned All-State honors as a junior and senior ... Was an All-Region selection in basketball and starred in baseball and track.

#### JAKE SMITH

**LINEBACKER • FR. • 6-3 • 185**

**MCDONOUGH, GA. • UNION GROVE**

**PRE-VALDOSTA STATE: Led Union Grove to an 8-3**

record and the state playoffs in 2008 ... Registered 88 tackles, including two sacks ... Forced two fumbles while also recovering two ... Was second team All-Region ... Missed the 2007 season due to injury ... Also starred on the Wolverines' basketball team ... Played for head coach Steve Collins.

#### RYAN SMITH

**LINEBACKER • FR. • 6-1 • 190**

**DECATUR, GA. • CHAMBLEE**

**PRE-VALDOSTA STATE: RED-SHIRTED IN 2008 ...**

Led the Bulldogs to a 12-2 record in 2007 ... Directed Head Coach Jim Showfety's squad to a spot in the Georgia Class AAA state semi-finals ... Was named first-team All-DeKalb County ... Was second on the squad with 60 tackles, including 42 solo stops and 18 assists ... Registered seven tackles for loss and four interceptions ... Caused three fumbles and recovered four ... Scored two touchdowns off turnovers.

#### JOSH STEPHENS

**DEFENSIVE TACKLE • JR. • 6-0 • 280**

**PAULDING, MISS. • JONES COUNTY JC**

**PRE-VALDOSTA STATE: Saw action in all 10 games**

for the Bobcats ... Helped the squad to an 8-2 record ... Recorded 44 tackles, including one tackle for loss and two sacks ... Forced one fumble ... Led JCJC to a 10-2 record and the MACJC championship game in 2007 ... Tallied 32 tackles and one tackle for loss ... Played for head coach Eddie Pierce.

#### KEVIN STOKES

**CORNERBACK • FR. • 5-9 • 175**

**VALDOSTA, GA. • VALDOSTA**

**PRE-VALDOSTA STATE: RED-SHIRTED IN 2008 ...**

Registered 40 tackles for head coach Rick Tomberlin ... Intercepted four passes and recovered four fumbles for a team that went 9-3 and advanced to the Georgia Class AAAAA state tournament ... Also forced one fumble ... Tallied 40 tackles in 2006 ... Broke up five passes ... Was named honorable mention All-Region in 2007.

#### BRETT SUDDUTH

**LINEBACKER • FR. • 6-1 • 190**

**AUSTELL, GA. • SOUTH COBB**

**PRE-VALDOSTA STATE: RED-SHIRTED IN 2008 ...**

Tallied 110 tackles and five sacks for a 2-8 Eagles team ... Also forced two fumbles ... Played in the Cobb County All-Star game ... Registered five tackles for a 7-4 Eagles team in 2006 ... Played for Head Coach Derek Cook ... Also starred in track and field.

#### ANGELO TABACHINO

**OFFENSIVE TACKLE • FR. • 6-1 • 250**

**KENNESAW, GA. • KELL**

**PRE-VALDOSTA STATE: RED-SHIRTED IN 2008 ...**

Led Head Coach Irv Sigler's team to a 2-8 record in 2007 ... Helped the Longhorns to a 5-5 mark as a junior in 2006.

#### JAKE THOMAS

**OFFENSIVE LINE • FR. • 6-1 • 265**

**SUWANEE, GA. • NORTH GWINNETT**

**PRE-VALDOSTA STATE: Directed a team that went**

10-3 and advanced to the state tournament quarterfinals in 2008 ... Earned first team All-Region honors as well as second team All-County ... Led the Bulldogs to a 13-2 record and a state runner-up position in 2007 ... Earned second team All-Region honors ... Played for head coach Bob Sphire.

#### STEPHEN WARREN

**QUARTERBACK • FR. • 6-2 • 205**

**ABILENE, TEXAS • ABILENE**

**PRE-VALDOSTA STATE: Led the Eagles to a 10-1**

record and the state playoffs in 2008 ... Completed 154-of-231 passes for 2,245 yards ... Threw 24 touchdowns against just six interceptions ... Carried the ball 22 times for 138 yards and three touchdowns ... Was the District 3-5A Offensive Most Valuable Player while earning honorable mention All-State ... Passed for 879 yards while completing 79-of-109 yards as a junior in 2007 ... Passed for seven touchdowns against just one interception ... On his career, completed 243-of-351 passes for 3,246 yards and 33 touchdowns while throwing just seven interceptions ... Also earned All-District honors in baseball ... Played for head coach Steve Warren.

#### ALEX WEBSTER

**CORNERBACK • FR. • 5-10 • 175**

**ATLANTA, GA. • SOUTH COBB**

**PRE-VALDOSTA STATE: RED-SHIRTED IN 2008 ...**

Helped the Eagles to a 2-8 record in 2007 ... Registered 53 tackles and eight passes broken up ... Also intercepted three passes ... Saw time at wide receiver ... Caught 10 passes for 203 yards and three touchdowns ... Earned All-County honors ... Led Head Coach Derek Cook's team to a 7-4 record and a spot in the AAAAA state tournament in 2006 ... Registered 49 tackles and six passes broken up ... Also intercepted one pass ... Starred in track, swimming and basketball as well.

#### CHRIS WELLBORN

**DEFENSIVE BACK • FR. • 5-9 • 168**

**LAWRENCEVILLE, GA. • COLLINS HILL**

**PRE-VALDOSTA STATE: RED-SHIRTED IN 2008 ...**

Red-shirted for the Blazers in 2007 ... Led Collins Hill to a 7-4 record as a senior in 2006 ... Played on a team that advanced to the Georgia AAAAA State Tournament his final season.

#### ZACH WEST

**WIDE RECEIVER • FR. • 5-9 • 160**

**LOGANVILLE, GA. • LOGANVILLE**

**PRE-VALDOSTA STATE: RED-SHIRTED IN 2008 ...**

Directed Head Coach Eric Godfree's team to a 4-6 record in 2007 ... Tallied 1,061 yards as a senior ... Scored 13 touchdowns on the ground ... Also caught 30 passes for 406 yards and five touchdowns ... Also scored on a returned punt ... Earned All-County honors ... Also starred in baseball and track.

#### BRETT WHITMIRE

**QUARTERBACK • FR. • 6-2 • 208**

**JACKSONVILLE, FLA. • BISHOP KENNY**

**PRE-VALDOSTA STATE: Directed the Crusaders to**

a 7-3 record in 2008 ... Completed 112-of-182 passes for 1,601 yards ... Threw 20 touchdowns while rushing for three more ... Earned All-District honors while being named Honorable Mention All-State ... Was the First Coast Player of the Year and the Private School Player of the Year ... Appeared in the Florida Shrine Bowl North-South All-Star game ... Was successful on 146-of-280 passing attempts in 2007 ... Passed for 1,951 yards and 18 touchdowns ... Also rushed for six touchdowns on the season ... Was named All-District and All-Area ... Played for Bishop Kenny's 2008 state championship baseball squad ... Played for head coach Mark Thorson.

#### MESH WOKOMATY

**OFFENSIVE TACKLE • FR. • 6-7 • 290**

**DALLAS, GA. • EAST PAULDING**

**PRE-VALDOSTA STATE: RED-SHIRTED IN 2008 ...**

Directed the Raiders to a 12-1 record and a spot in the Georgia Class AAAA state quarterfinals ... Led Head Coach John Reid's team to a 12-2 record and the state semi-finals in 2006 ... Also starred in basketball.



Male C  
ans bu

SS.

BRU  
treat you

**2009 OPPONENTS**



# N



**Todd Knight**  
Head Coach

Game No. 1

## NEWBERRY

Saturday, August 29, 2009 • 7:00 pm  
Bazemore-Hyder Stadium • Valdosta, Ga.

### General Information

Location: Newberry, S.C.  
Founded: 1856  
Enrollment: 920  
President: Dr. Mitchell Zais  
Athletic Director: Brad Edwards  
Conference: South Atlantic  
Nickname: N/A  
Colors: Scarlet and Gray  
Stadium: Setzler Field  
Capacity: 4,000  
Playing Surface: AstroPlay XPN



**Kelton Tindal**  
Wide Receiver



**Andre Moyd**  
Cornerback

### Coaching Staff

Head Coach: Todd Knight (Gardner-Webb 1989)  
Career Record: First Season  
Record at NC: First Season  
Record vs. Valdosta State: 0-0  
Office Phone: 803-321-5168  
Best Time to Reach: Contact SID  
Assistant Coaches: Todd Varn (OC); Bradley Adams (RB); Ike Allred (WR); Stephen Flynn (OLB); Anathan Gibson (DB); Mitch Hall (DL); Jeremiah Jones (ILB); Kevin Turco (OL)

### Team Information

Basic Offense: Spread  
Basic Defense: Multiple-8  
2008 Overall Record: 6-4  
2008 SAC Record / Finish: 4-2 / t1st  
2008 Post-Season: None  
Series History: VSU leads 1-0  
Last Meeting: VSU 14, NC 9 in 2008  
Lettermen Returning: 54  
Lettermen Lost: 17  
Starters Returning: 14  
Offense: 8  
Defense: 6

### Media Relations

Football Contact: Josh Manck  
Office Phone: 803-321-5667  
Cell Phone: 803-944-0618  
Email: josh.manck@newberry.edu  
SID Mailing Address: Newberry Athletics,  
2100 College St., Newberry, SC 29108  
Fax: 803-321-5169  
Press Box Phone: 803-947-2107  
Website: www.newberryathleticsite.com

### 2008 Results

08/30	VALDOSTA STATE	L, 14-9
09/11	NORTH GREENVILLE	W, 41-3
09/20	at Midwestern State	L, 24-10
09/27	CARSON-NEWMAN	W, 27-21 (ot)
10/04	CATAWBA	W, 33-14
10/11	at Mars Hill	L, 27-6
10/18	WINGATE	W, 32-21
10/25	at Tusculum	L, 45-33
11/01	LENOIR-RHYNE	W, 38-14
11/08	at Brevard	W, 17-0

### 2009 Schedule

08/29	at Valdosta State
09/05	at Austin Peay
09/19	CUMBERLAND
09/26	at Carson-Newman
10/03	at Catawba
10/10	MARS HILL
10/17	at Wingate
10/24	TUSCULUM
10/31	at Lenoir-Rhyne
11/07	BREVARD



**Bill Keopple**  
Head Coach

Game No. 2

## SOUTHERN ARKANSAS

Saturday, September 12, 2009 • 7:00 pm  
Bazemore-Hyder Stadium • Valdosta, Ga.

### General Information

Location: Magnolia, Ark.  
Founded: 1909  
Enrollment: 3,117  
President: Dr. David F. Rankin  
Athletic Director: Jay Adcox  
Conference: Gulf South  
Nickname: Muleriders  
Colors: Royal Blue and Old Gold  
Stadium: Wilkins Stadium  
Capacity: 6,000  
Playing Surface: RealGrass Turf



**Mark Johnson**  
Running Back



**Ryan Terry**  
Defensive End

### Coaching Staff

Head Coach: Bill Keopple (Central Arkansas 1982)  
Career Record: First Season  
Record at SAU: First Season  
Record vs. Valdosta State: 0-0  
Office Phone: 870-235-4110  
Best Time to Reach: 8:00 am till 11:00 am  
Assistant Coaches: David Reeves (DC/DB); Trey LaValle (OL); Shane Tolleson (DL/ST); Landon Keopple (WR); Josh Lawson (LB)

### Team Information

Basic Offense: Multiple  
Basic Defense: 4-2 (Nickel)  
2008 Overall Record: 2-8  
2008 GSC Record / Finish: 2-6 / t8th  
2008 Post-Season: None  
Series History: VSU leads 10-3  
Last Meeting: VSU 38, SAU 16 in 2008  
Lettermen Returning: 34  
Lettermen Lost: 17  
Starters Returning: 14  
Offense: 9  
Defense: 5

### Media Relations

Football Contact: Houston Taylor  
Office Phone: 870-235-4104  
Cell Phone: 870-949-0119  
Email: sausid@saumag.edu  
SID Mailing Address: PO Box 9420, Magnolia,  
AR 71754  
Fax: 870-901-7219  
Press Box Phone: 870-235-4117  
Website: www.muleriderathletics.com



### 2008 Results

08/24	at North Alabama	L, 57-14
09/06	vs. Truman State	L, 34-21
09/18	at West Alabama	L, 17-14 (ot)
09/27	HENDERSON STATE	L, 42-17
10/04	at Harding	L, 39-33
10/11	ARKANSAS TECH	W, 45-42
10/18	at Ouachita Baptist	L, 30-14
10/25	DELTA STATE	L, 21-3
11/03	VALDOSTA STATE	L, 38-16
11/08	at Arkansas-Monticello	W, 23-16

### 2009 Schedule

08/29	NORTH ALABAMA
09/05	at Valdosta State
09/17	WEST ALABAMA
09/24	at Henderson State
10/03	HARDING
10/10	at Arkansas Tech
10/17	OUACHITA BAPTIST
10/24	at Delta State
10/31	at Incarnate Word
11/07	ARKANSAS-MONTICELLO

Game No. 3

## OUACHITA BAPTIST

 Saturday, September 19, 2009 • 7:00 pm (Central)  
 A.U. Williams Field • Arkadelphia, Ark.

### General Information

 Location: Arkadelphia, Ark.  
 Founded: 1886  
 Enrollment: 1,448  
 President: Dr. Rex Horne  
 Athletic Director: David Sharp  
 Conference: Gulf South  
 Nickname: Tigers  
 Colors: Purple and Gold  
 Stadium: A.U. Williams Field  
 Capacity: 5,600  
 Playing Surface: Natural Grass

### Coaching Staff

 Head Coach: Todd Knight (Gardner-Webb 1989)  
 Career Record: 63-96-2 (16 yrs)  
 Record at OBU: 35-64 (10 yrs)  
 Record vs. Valdosta State: 0-9  
 Office Phone: 870-245-5304  
 Best Time to Reach: 9:00 am till 11:00 am  
 Assistant Coaches: Jay Derby (OC); J.R. Eldridge (DC); Brett Shockley (DL); Roy Thompson (DL); Alex Cook (WR); Adam Olson (DB)

### Team Information

 Basic Offense: Spread Multiple  
 Basic Defense: 4-3  
 2008 Overall Record: 7-3  
 2008 GSC Record / Finish: 5-3 / t4th  
 2008 Post-Season: None  
 Series History: VSU leads 8-0  
 Last Meeting: VSU 29, OBU 6 in 2008  
 Lettermen Returning: 32  
 Lettermen Lost: 20  
 Starters Returning: 17  
 Offense: 8  
 Defense: 8

### Media Relations

 Football Contact: Alan Greenwood  
 Office Phone: 870-245-5186  
 Cell Phone: 870-403-2519  
 Email: greenwooda@obu.edu  
 SID Mailing Address: 410 Ouachita St., OBU  
 Box 3650, Arkadelphia, AR 71998  
 Fax: 870-245-5598  
 Press Box Phone: 870-245-5306  
 Website: www.obutigers.com


### 2008 Results

09/03	FORT LEWIS	W, 58-7
09/13	WEST GEORGIA	W, 41-17
<b>09/20</b>	<b>at Valdosta State</b>	<b>L, 29-6</b>
09/27	at Delta State	L, 35-17
10/04	ARKANSAS-MONTICELLO	L, 4-24
10/11	at Harding	W, 30-27
10/18	SOUTHERN ARKANSAS	W, 30-14
10/25	at Southwest Baptist	W, 47-45
11/01	WEST ALABAMA	W, 45-43 (ot)
11/06	at Henderson State	W, 43-36

### 2009 Schedule

09/05	at Texas College
09/12	at West Georgia
<b>09/19</b>	<b>VALDSTA STATE</b>
09/26	DELTA STATE
10/03	at Arkansas-Monticello
10/10	HARDING
10/17	at Southern Arkansas
10/24	SOUTHWEST BAPTIST
10/31	at West Alabama
11/07	HENDERSON STATE


**Todd Knight**  
*Head Coach*

**Jerry McNeil**  
*Defensive End*

**Keldrick Johnson**  
*Running Back*

Game No. 4

## WEST ALABAMA

 Saturday, September 26, 2009 • 7:00 pm  
 Bazemore-Hyder Stadium • Valdosta, Ga.

### General Information

 Location: Livingston, Ala.  
 Founded: 1835  
 Enrollment: 4,157  
 President: Dr. Richard D. Holland  
 Athletic Director: E.J. Brophy  
 Conference: Gulf South  
 Nickname: Tigers  
 Colors: Red and White  
 Stadium: Tiger Stadium  
 Capacity: 7,000  
 Playing Surface: Natural Grass

### Coaching Staff

 Head Coach: Bobby Wallace (Mississippi St. 1976)  
 Career Record: 112-128-3 (22 yrs)  
 Record at UWA: 7-14 (2 yrs)  
 Record vs. Valdosta State: 5-8-1  
 Office Phone: 205-652-3483  
 Best Time to Reach: Mornings  
 Assistant Coaches: Tony Oglesby (DL); Will Hall (OC); Andy Greening (DC); Derek Hill (DB); Sam Gregg (OL); Desmond Lindsey (WR); Scott Harper (TE)

### Team Information

 Basic Offense: Slot I Option  
 Basic Defense: 4-3  
 2008 Overall Record: 4-7  
 2008 GSC Record / Finish: 2-6 / t8th  
 2008 Post-Season: None  
 Series History: VSU leads 26-1  
 Last Meeting: VSU 33, UWA 14 in 2008  
 Lettermen Returning: 46  
 Lettermen Lost: 24  
 Starters Returning: 13  
 Offense: 8  
 Defense: 4

### Media Relations

 Football Contact: Kyle Lewis  
 Office Phone: 205-652-3719  
 Cell Phone: 256-283-6441  
 Email: klewis@uwa.edu  
 SID Mailing Address: UWA Station 5, Livingston, AL 35470  
 Fax: 205-652-3400  
 Press Box Phone: 205-652-6999  
 Website: www.athletics.uwa.edu


### 2008 Results

08/30	BELHAVEN	W, 49-12
09/06	at Harding	L, 37-27
09/11	at Arkansas Tech	L, 26-24
09/18	SOUTHERN ARKANSAS	W, 17-14
<b>09/27</b>	<b>VALDOSTA STATE</b>	<b>L, 33-14</b>
10/04	at Concordia	W, 24-7
10/11	at Delta State	L, 21-14
10/18	at Arkansas-Monticello	L, 27-14
10/25	WEST GEORGIA	W, 48-10
11/01	at Ouachita Baptist	L, 45-43 (ot)
11/08	NORTH ALABAMA	L, 41-9

### 2009 Schedule

08/27	at Belhaven
09/03	HARDING
09/10	ARKANSAS TECH
09/17	at Southern Arkansas
<b>09/26</b>	<b>at Valdosta State</b>
10/03	LAMBUTH
10/10	DELTA STATE
10/17	ARKANSAS-MONTICELLO
10/24	at West Georgia
10/31	OUACHITA BAPTIST
11/07	at North Alabama


**Bobby Wallace**  
*Head Coach*

**Dameon Baylor**  
*Running Back*

**Terry Allen**  
*Wide Receiver*



**Ron Roberts**  
Head Coach

Game No. 5

## DELTA STATE

Thursday, October 1, 2009 • 6:30 pm (Central)  
Travis E. Parker Field • Cleveland, Miss.

### General Information

Location: Cleveland, Miss.  
Founded: 1924  
Enrollment: 4,375  
President: Dr. John M. Hilpert  
Athletic Director: Jeremy McClain  
Conference: Gulf South  
Nickname: Statesmen  
Colors: Forest Green and White  
Stadium: Parker Field  
Capacity: 8,125  
Playing Surface: Natural Grass



**Lardester Hicks-Green**  
Linebacker



**Trevar Deed**  
Wide Receiver

### Coaching Staff

Head Coach: Ron Roberts (UT-Martin 1988)  
Career Record: 20-4 (2 yrs)  
Record at DSU: 20-4 (2 yrs)  
Record vs. Valdosta State: 2-0  
Office Phone: 662-846-4300  
Best Time to Reach: 9:00 am till 11:00 am  
Assistant Coaches: Darrin Hicks (OC); Clint Rountree (DB); Randy Grierson (OL), Ryan Barker (DL); Chet Pabolish (WR)

### Team Information

Basic Offense: Spread Multiple  
Basic Defense: 3-3-5  
2008 Overall Record: 10-2  
2008 GSC Record / Finish: 8-0 / 1st  
2008 Post-Season: NCAA Quarterfinals  
Series History: DSU leads 15-12-1  
Last Meeting: DSU 27, VSU 24 (ot) in 2008  
Lettermen Returning: 45  
Lettermen Lost: 20  
Starters Returning: 17  
Offense: 9  
Defense: 6

### Media Relations

Football Contact: Matt Jones  
Office Phone: 662-846-4284  
Home Phone: 662-846-3750  
Email: matt@deltastate.edu  
SID Mailing Address: DSU Box A3, Cleveland, MS 38733  
Fax: 662-846-4297  
Press Box Phone: 662-846-4593  
Website: www.gostatesmen.com



### 2008 Results

09/06	at McNeese State	L, 52-27
09/13	ARKANSAS-MONTICELLO	W, 37-31
09/20	at Harding	W, 56-49 (ot)
09/27	OUACHITA BAPTIST	W, 35-17
<b>10/02</b>	<b>at Valdosta State</b>	<b>W, 27-24 (ot)</b>
10/11	WEST ALABAMA	W, 21-14
10/16	NORTH ALABAMA	W, 34-28
10/25	at Southern Arkansas	W, 21-3
11/01	ARKANSAS TECH	W, 48-14
11/08	at West Georgia	W, 68-10
11/22	TUSCULUM	W, 27-19
11/29	NORTH ALABAMA	L, 55-34

### 2009 Schedule

08/29	at Texas A&M-Kingsville
09/12	at Arkansas-Monticello
09/19	HARDING
09/28	at Ouachita Baptist
<b>10/01</b>	<b>VALDOSTA STATE</b>
10/15	at North Alabama
10/22	SOUTHERN ARKANSAS
10/31	at Arkansas Tech
11/07	WEST GEORGIA



**Scott Maxfield**  
Head Coach

Game No. 6

## HENDERSON STATE

Saturday, October 10, 2009 • 3:00 pm  
Bazemore-Hyder Stadium • Valdosta, Ga.

### General Information

Location: Arkadelphia, Ark.  
Founded: 1890  
Enrollment: 3,500  
President: Dr. Charles Welch  
Athletic Director: Sam Goodwin  
Conference: Gulf South  
Nickname: Reddies  
Colors: Red and Gray  
Stadium: Carpenter-Haygood Stadium  
Capacity: 9,600  
Playing Surface: Natural Grass



**Keathon Ransom**  
Defensive Tackle



**Roch Charpentier**  
Cornerback

### Coaching Staff

Head Coach: Scott Maxfield (Louisian Tech 1984)  
Career Record: 52-30 (8 yrs)  
Record at HSU: 23-18 (4 yrs)  
Record vs. Valdosta State: 0-2  
Office Phone: 870-230-5201  
Best Time to Reach: Contact SID  
Assistant Coaches: Coy Campbell (OC); Robert Henry (DC); Robby Brown (TE/RB); Jeff Breaux (OL); Matt Gordon (Safeties); Clint Smith (DL)

### Team Information

Basic Offense: 1 Back Spread  
Basic Defense: 4-3 Multiple  
2008 Overall Record: 5-5  
2008 GSC Record / Finish: 4-4 / t6th  
2008 Post-Season: None  
Series History: VSU leads 9-0  
Last Meeting: VSU 27, HSU 23 in 2008  
Lettermen Returning: 52  
Lettermen Lost: 23  
Starters Returning: 14  
Offense: 6  
Defense: 6

### Media Relations

Football Contact: Troy Mitchell  
Office Phone: 870-230-5197  
Cell Phone: 870-464-7799  
Email: mitchet@hsu.edu  
SID Mailing Address: 1100 Henderson St., Box 7630, Arkadelphia, AR 71999  
Fax: 870-230-5408  
Press Box Phone: 230-5035  
Website: www.hsu.edu/athletics



### 2008 Results

08/27	at Central Arkansas	L, 38-14
09/06	ARKANSAS-PINE BLUFF	W, 34-0
09/13	at North Alabama	L, 45-20
09/20	ARKANSAS-MONTICELLO	L, 51-48
09/27	at Southern Arkansas	W, 42-17
10/04	at West Georgia	W, 49-10
<b>10/11</b>	<b>VALDOSTA STATE</b>	<b>L, 27-23</b>
10/25	at Arkansas Tech	W, 29-21
11/01	HARDING	W, 33-32
11/06	OUACHITA BAPTIST	L, 43-36

### 2009 Schedule

08/27	at Southeastern Oklahoma
09/05	at McNeese State
09/12	NORTH ALABAMA
09/19	at Arkansas-Monticello
09/26	SOUTHERN ARKANSAS
10/03	WEST GEORGIA
<b>10/10</b>	<b>at Valdosta State</b>
10/24	ARKANSAS TECH
10/31	at Harding
11/07	at Ouachita Baptist

Game No. 7

## HARDING

 Saturday, October 17, 2009 • 6:00 pm (Central)  
 First Security Stadium • Searcy, Ark.

### General Information

 Location: Searcy, Ark.  
 Founded: 1924  
 Enrollment: 6,500  
 President: Dr. David B. Burks  
 Athletic Director: Greg Harnden  
 Conference: Gulf South  
 Nickname: Bisons  
 Colors: Black and Gold  
 Stadium: First Security Stadium  
 Capacity: 5,000  
 Playing Surface: ProPlay

### Team Information

 Basic Offense: Spread  
 Basic Defense: 3-3-5  
 2008 Overall Record: 2-9  
 2008 GSC Record / Finish: 1-7 / 10th  
 2008 Post-Season: None  
 Series History: VSU leads 4-1  
 Last Meeting: VSU 21, HU 13 in 2008  
 Lettermen Returning: 32  
 Lettermen Lost: 26  
 Starters Returning: 12  
     Offense: 5  
     Defense: 7

### Coaching Staff

 Head Coach: Ronnie Huckeba (Harding 1978)  
 Career Record: 7-12 (2 yrs)  
 Record at HU: 7-12 (2 yrs)  
 Record vs. Valdosta State: 0-1  
 Office Phone: 501-279-4763  
 Best Time to Reach: Contact SID  
 Assistant Coaches: Tim Perry (OC/OL); Paul Simmons (DL); Clay Beason (RB/ST); Klay Bar-tee (LB); Gray Yates (QB); Lee Edwards (WR)

### Media Relations

 Football Contact: Scott Goode  
 Office Phone: 501-279-4363  
 Cell Phone: 501-230-2809  
 Email: sgoode@harding.edu  
 SID Mailing Address: Box 12281, Harding University, Searcy, AR 72149  
 Fax: 501-279-4138  
 Press Box Phone: 501-279-4071  
 Website: www.hardingsports.com


### 2008 Results

08/30	at Missouri Southern	L, 45-31
09/06	WEST ALABAMA	W, 37-27
09/13	at Southwest Baptist	L, 43-31
09/20	DELTA STATE	L, 56-49
09/25	at North Alabama	L, 52-0
10/04	SOUTHERN ARKANSAS	W, 39-33
10/11	OUACHITA BAPTIST	L, 30-27
<b>10/18</b>	<b>at Valdosta State</b>	<b>L, 21-13</b>
10/25	ARKANSAS-MONTICELLO	L, 46-43
11/01	at Henderson State	L, 33-32
11/08	at Arkansas Tech	L, 56-34

### 2009 Schedule

08/29	MISSOURI SOUTHERN
09/03	at West Alabama
09/12	SOUTHWEST BAPTIST
09/19	at Delta State
09/26	NORTH ALABAMA
10/03	at Southern Arkansas
10/10	at Ouachita Baptist
<b>10/17</b>	<b>VALDOSTA STATE</b>
10/24	at Arkansas-Monticello
10/31	HENDERSON STATE
11/07	ARKANSAS TECH


**Ronnie Huckeba**  
*Head Coach*

**Kurt Adams**  
*Wide Receiver*

**Jason Thomasson**  
*Linebacker*

**Terry Bowden**  
*Head Coach*

**Michael Johnson**  
*Linebacker*

**Will Batson**  
*Punter*

Game No. 8

## NORTH ALABAMA

 Thursday, October 22, 2009 • 8:00 pm  
 Bazemore-Hyder Stadium • Valdosta, Ga.

### General Information

 Location: Florence, Ala.  
 Founded: 1830  
 Enrollment: 7,300  
 President: Dr. William Cale  
 Athletic Director: Mark Linder  
 Conference: Gulf South  
 Nickname: Lions  
 Colors: Purple and Gold  
 Stadium: Braly Municipal Stadium  
 Capacity: 14,215  
 Playing Surface: Natural Grass

### Team Information

 Basic Offense: Multiple  
 Basic Defense: 4-3  
 2008 Overall Record: 12-2  
 2008 GSC Record / Finish: 7-1 / 2nd  
 2008 Post-Season: NCAA Semifinals  
 Series History: UNA leads 17-13-1  
 Last Meeting: UNA 37, VSU 10 in 2008  
 Lettermen Returning: 34  
 Lettermen Lost: 32  
 Starters Returning: 8  
     Offense: 1  
     Defense: 6

### Coaching Staff

 Head Coach: Terry Bowden (West Virginia 1978)  
 Career Record: 111-53-2 (15 yrs)  
 Record at UNA: First Season  
 Record vs. Valdosta State: 0-0  
 Office Phone: 256-765-4397  
 Best Time to Reach: 9:30 am till 11:30 am  
 Assistant Coaches: Alan Arrington (OC/OL); Karl Morgan (DC/DL); Sean Cannon (LB); Chris Willis (DB); Steadman Campbell (RB); Jeff Bowden (WR); Pat Carter (TE); Mike King (K)

### Media Relations

 Football Contact: Jeff Hodges  
 Office Phone: 256-765-4595  
 Cell Phone: 256-766-7572  
 Email: sportsinformation@una.edu  
 SID Mailing Address: UNA Box 5038, Florence, AL 35632  
 Fax: 256-765-4659  
 Press Box Phone: 256-765-5576  
 Website: www.roarlions.com


### 2008 Results

08/28	SOUTHERN ARKANSAS	W, 57-14
09/04	at Carson-Newman	W, 20-13
09/13	HENDERSON STATE	W, 45-20
09/20	at West Georgia	W, 53-0
09/25	HARDING	W, 52-0
10/04	at Arkansas Tech	W, 45-24
10/09	at North Greenville	W, 52-7
10/16	at Delta State	L, 34-28
<b>10/25</b>	<b>VALDOSTA STATE</b>	<b>W, 41-23</b>
11/01	ARKANSAS-MONTICELLO	W, 45-14
11/08	at West Alabama	W, 41-9
<b>11/22</b>	<b>VALDOSTA STATE</b>	<b>W, 37-10</b>
11/29	at Delta State	W, 55-34
12/06	at Northwest Missouri St.	L, 41-9

### 2009 Schedule

08/29	at Southern Arkansas
09/05	CARSON-NEWMAN
09/12	at Henderson State
09/19	WEST GEORGIA
09/26	at Harding
10/03	ARKANSAS TECH
10/08	NORTH GREENVILLE
10/15	DELTA STATE
<b>10/22</b>	<b>at Valdosta State</b>
10/31	at Arkansas-Monticello
11/07	WEST ALABAMA



**Daryl Dickey**  
Head Coach

Game No. 9

## WEST GEORGIA

Thursday, October 29, 2009 • 7:30 pm  
University Stadium • Carrollton, Ga.

### General Information

Location: Carrollton, Ga.  
Founded: 1906  
Enrollment: 11,250  
President: Dr. Beheruz N. Sethna  
Athletic Director: Daryl Dickey  
Conference: Gulf South  
Nickname: Wolves  
Colors: Blue and Red  
Stadium: University Stadium  
Capacity: 9,500  
Playing Surface: Natural Grass



**Juan Pickett**  
Defensive Tackle



**Calvin Dennis**  
Wide Receiver

### Coaching Staff

Head Coach: Daryl Dickey (Tennessee 1986)  
Career Record: 28-25 (4 yrs)  
Record at UWG: 0-10 (1 yr)  
Record vs. Valdosta State: 0-1  
Office Phone: 678-839-6539  
Best Time to Reach: 11:00 am till 12:00 pm  
Assistant Coaches: Jeff Fela (OC/OL); James Colzie (DC/DB); Louie LeBlanc (DL); Russell Rothar (LB); Lamont Seward (WR); Ryan Locke (FB/TE); Chad Pickett (TB); Dave Ware (K)

### Team Information

Basic Offense: Multiple  
Basic Defense: Multiple  
2008 Overall Record: 0-10  
2008 GSC Record / Finish: 0-8 / 11th  
2008 Post-Season: None  
Series History: VSU leads 18-8  
Last Meeting: VSU 41, UWG 14 in 2008  
Lettermen Returning: 26  
Lettermen Lost: 24  
Starters Returning: 10  
Offense: 4  
Defense: 4

### Media Relations

Football Contact: Mitch Gray  
Office Phone: 678-839-6542  
Cell Phone: 770-301-8619  
Email: mgray@westga.edu  
SID Mailing Address: Murphy Athletic Building,  
1601 Maple St., Carrollton, GA 30118  
Fax: 678-839-6543  
Press Box Phone: TBA  
Website: www.uwgsports.com



### 2008 Results

08/28 at Samford L, 21-19  
09/06 CLARK ATLANTA L, 28-3  
09/13 at Ouachita Baptist L, 41-17  
09/20 NORTH ALABAMA L, 53-0  
10/04 HENDERSON STATE L, 49-10  
10/09 at Arkansas-Monticello L, 50-17  
10/18 ARKANSAS TECH L, 49-24  
10/25 at West Alabama L, 48-10  
10/30 at Valdosta State L, 41-14  
11/08 DELTA STATE L, 68-10

### 2009 Schedule

08/27 at Wingate  
09/05 LAMBUTH  
09/12 OUACHITA BAPTIST  
09/19 at North Alabama  
10/03 at Henderson State  
10/08 ARKANSAS-MONTICELLO  
10/17 at Arkansas Tech  
10/24 WEST ALABAMA  
10/29 VALDOSTA STATE  
11/07 at Delta State

Game No. 10

## EDWARD WATERS

Saturday, November 7, 2009 • 2:00 pm  
Bazemore-Hyder Stadium • Valdosta, Ga.

### General Information

Location: Jacksonville, Fla.  
Founded: 1866  
Enrollment: 1,050  
President: Dr. Claudette H. Williams  
Athletic Director: John Rembert  
Conference: NAIA Independent  
Nickname: Tigers  
Colors: Purple, Orange and White  
Stadium: Earl Kitchens Stadium  
Capacity: 8,000  
Playing Surface: Natural Grass



**Kevin Clark**  
Head Coach

### Coaching Staff

Head Coach: Kevin Clark (Norfolk State 1982)  
Career Record: 36-33 (5 yrs)  
Record at EWC: 9-13 (2 yrs)  
Record vs. Valdosta State: 0-0  
Office Phone: 904-470-8282  
Best Time to Reach: Mornings  
Assistant Coaches: Antwan Nicholas (DC/LB); Marshun Middleton (OC); William Bell (RB/ST); Wayne Anderson (WR); Lamont Turner (OL); Edward Taylor (DL); Arthur Mallory (DB)

### Team Information

Basic Offense: Spread  
Basic Defense: 4-3  
2008 Overall Record: 3-8  
2008 GSC Record / Finish: N/A  
2008 Post-Season: None  
Series History: First Meeting  
Last Meeting: N/A  
Lettermen Returning: 25  
Lettermen Lost: 8  
Starters Returning: 16  
Offense: 9  
Defense: 7

### Media Relations

Football Contact: Henry Smith  
Office Phone: 904-470-8045  
Cell Phone: N/A  
Email: hsmith@ewc.edu  
SID Mailing Address: 1658 Kings Rd., Jacksonville, FL 32209  
Fax: 904-470-8039  
Press Box Phone: N/A  
Website: www.ewc.edu/athletics



### 2008 Results

09/06 at Shaw L, 55-13  
09/13 at Johnson C. Smith L, 37-31  
09/20 at Concordia L, 43-27  
09/27 WEBBER INTERNATIONAL W, 20-17  
10/04 GEORGE MASON W, 61-14  
10/11 at Stillman L, 20-16  
10/18 at UNC-Pembroke L, 43-8  
10/25 at North Greenville L, 45-21  
11/01 at North Carolina Central L, 34-14  
11/08 SAVANNAH STATE W, 26-21  
11/15 at Charleston Southern L, 48-6

### 2009 Schedule

08/29 BREVARD  
09/12 vs. Johnson C. Smith  
09/19 at Alabama State  
09/26 vs. Fort Valley State  
10/03 NORTH GREENVILLE  
10/10 at Webber International  
10/17 at Concordia  
10/31 at Savannah State  
11/07 at Valdosta State  
11/14 NEW ORLEANS



**2008 REVIEW**



RE-CAPPING THE 2008 SEASON

Game 1

No. 1 Valdosta State 56, Fort Valley State 3  
August 23 • Bazemore-Hydr Stadium • Valdosta, Ga.

Valdosta State rolled to 555 yards of total offense as the Blazers defeated Fort Valley State 56-3 ... VSU rushed for 283 yards and passed for 272 as it extended its winning streak over the Wildcats to eight games ... The Valdosta State defense continued a streak of its own as it held FVSU without a touchdown for the third straight game and 14 quarters overall ... **Tucker Pruitt** and **Chris Hart** threw three touchdowns each in the game ... **Kody Case** caught two of Pruitt's three touchdowns ... **Sherard Reynolds** returned an interception a school record 94 yards for a touchdown ... **Markus Manson** debuted with 76 yards rushing and a touchdown on seven carries to lead the rushing attack ... The Blazers jumped out to a 35-3 halftime lead ... **Ronnye Nelson** scored on a 47 yard touchdown reception on the first play of the game while Case scored both of his touchdowns in the first two quarters ... Cases' two touchdown catches came on the first two receptions of his career ... Reynolds interception return also came in the first half as did an **Albert Dukes** 12-yard touchdown catch ... **Cedric Jones** tallied his only touchdown of the 2008 season on a catch in the third quarter ... **R.J. Bastone** also added a touchdown catch while leading the Blazers with 72 yards receiving in the game ... The VSU defense held the Wildcats to just nine completions on 26 passing attempts ... VSU's six touchdown passes tied for sixth-best in school history.

Scoring	1	2	3	4	F
Fort Valley State	0	3	0	0	3
Valdosta State	21	14	14	7	56

First Quarter

VSU 14:39 Nelson 47-yard pass from Pruitt (Z. Williams kick)  
VSU 12:03 Case 52-yard pass from Pruitt (Z. Williams kick)  
VSU 7:35 Reynolds 94-yard interception return (Z. Williams kick)

Second Quarter

FVSU 7:18 Grubbs 37-yard field goal  
VSU 3:20 Dukes 12-yard pass from Hart (Z. Williams kick)  
VSU 0:14 Case 16-yard pass from Pruitt (Z. Williams kick)

Third Quarter

VSU 11:45 Bastone 9-yard pass from Hart (Z. Williams kick)  
VSU 9:05 Jones 40-yard pass from Hart (Z. Williams kick)

Fourth Quarter

VSU 2:18 Manson 13-yard run (Z. Williams kick)

Team Statistics	VSU	FVSU
First Downs	28	15
Rushes-Yards (Net)	40-283	51-169
Passes Att-Comp-Int	22-14-0	26-9-1
Passing Yards (Net)	272	77
Total Offense	62-555	77-216
Punts (Number-Avg.)	2-42.0	11-35.5
Fumbles-Lost	3-0	5-4
Time of Possession	24:02	35:58

Individual Stats

**Rushing:** VSU - Manson 7-76/td; Harris 7-57; Brown 8-57; Callaway 4-46; Nelson 5-19; Hart 4-14; Pruitt 2-11; Burdette 1-4; Roberts 1-1. FVSU - Thornton 17-71; Brown 14-57; Wesley 2-14; Willis 3-12; Williams 11-10; Anderson 3-7; Samas 1-(minus 2).  
**Passing:** VSU - Pruitt 6-10-0, 161yds/3tds; Hart 5-9-0, 110yds/3tds; Callaway 3-3-0, 1yd. FVSU - Williams 9-26-1, 47 yds.  
**Receiving:** VSU - Bastone 3-72/td; Dukes 3-22/td; Case 2-68/2tds; Jones 2-49/td; Nelson 1-47/td; Dean 1-17; Sledge 1-(minus 1); Jupiter 1-(minus 2). FVSU - Thornton 4-18; Williams 1-19; Brown 1-6; Jordan 1-4; Oden 1-3; Lockette 1-(minus 3).  
**Defense:** VSU - L. Dean 8tckls/1.0tfl/1.0sack/1pd; Dollar 6tckls/1.5tfl/1.0sack; Robinson 5tckls/1.0tfl. FVSU - Burks 9tckls/2.0tfl; Love 9 tckls/1fr/1pd; Jackson 5tckls/1fr.

Game 2

No. 1 Valdosta State 14, No. 20 Newberry 9  
August 30 • Setzler Field • Newberry, S.C.

Top-ranked Valdosta State used a strong defensive showing to defeat No. 20 Newberry 14-9 at Setzler Field ... The Blazers surrendered just 225 yards to NC while compiling 333 of their own ... Both Newberry scores came off miscues by the VSU punting unit ... The first came when Blazer punter **Jack Fulford** was unable to handle a snap in the end zone before picking up the ball and being tackled out of the back of the end zone for a safety ... On the second Newberry score, Kelton Tindal blocked a Fulford punt, allowing NC to take over on the Valdosta State 18 ... Three plays later, Tindal caught a 15-yard touchdown pass from Eric McCollom ... For the second straight week the Blazers used a balanced attack in winning the game as they picked up 131 yards on the ground and 202 through the air ... **Markus Manson** led the VSU rushing attack for the second straight game as he tallied 49 yards on 11 carries ... Valdosta State's first touchdown came when **Chris Hart** connected with **Albert Dukes** from 16 yards out, one of Dukes' four receptions on the day ... Dukes led the VSU squad with 60 receiving yards ... The score was set up by a full-extension diving catch by **R.J. Bastone** that gained 41 yards ... **Michael Brown** sealed the victory when he took a hand-off and raced 35 yards untouched in the fourth quarter ... Each team recorded four sacks in the game ... **Larry Dean** led the Blazer defense with two sacks and three and a half tackles for loss among his nine tackles while **Sherard Reynolds** tallied a game-high 10 tackles ... Besides the one blocked punt, Fulford kicked six punts in the game and averaged 40.5 yards per punt ... The VSU punt coverage team held Newberry to -4 yards on four returns ... Both teams struggled on third down where Valdosta State converted four of 13 attempts while Newberry was three-of-14 on the day ... The Blazers were hampered by 11 penalties for 82 yards while Newberry was penalized just once for 10 yards ... VSU recovered an on-side kick attempt after the Tindal score, allowing the Blazers to run out the clock ... The game marked the first-ever meeting between the two schools ... Newberry did not turn the ball over in the game, snapping a 26-game streak in which Valdosta State had recorded at least one turnover.

Scoring	1	2	3	4	F
Valdosta State	0	7	0	7	14
Newberry	0	2	0	7	9

Second Quarter

VSU 14:43 Dukes 16-yard pass from Hart (Z. Williams kick)  
NC 7:52 Team safety

Fourth Quarter

VSU 7:18 Brown 35-yard run (Z. Williams kick)  
NC 1:30 Tindal 15-yard pass from McCollom (Blackmon kick)

Team Statistics	VSU	NC
First Downs	16	12
Rushes-Yards (Net)	41-131	31-70
Passes Att-Comp-Int	24-12-1	32-22-0
Passing Yards (Net)	202	155
Total Offense	65-333	63-225
Punts (Number-Avg.)	7-31.1	8-38.4
Fumbles-Lost	3-0	0-0
Time of Possession	31:07	28:53

Individual Stats

**Rushing:** VSU - Manson 11-49; Brown 3-35/td; Nelson 8-28; Hart 9-11; Harris 2-9; Pruitt 5-6; Dukes 2-5; Fulford 1-(minus 12). NC - Salley 12-38; Bostick 3-32; Pressley 1-3; Sherman 2-3; Tindal 1-1; McCollom 4-(minus 1); Gantt 8-(minus 6).  
**Passing:** VSU - Hart 10-16-0, 169 yds/td; Pruitt 2-8-1, 33 yds. NC - Gantt 15-19-0, 102 yds; 7-13-0, 53 yds/td.  
**Receiving:** VSU - Dukes 4-60/td; Bastone 3-55; Nelson 2-15; Jupiter 1-38; Case 1-32; Burton 1-2. NC - Pressley 6-71; Tindal 5-63/td/ Smith 4-18; Salley 3-2; Bostick 3-2; Brown 1-(minus 1).  
**Defense:** VSU - Reynolds 10tckls; Dean 9tckls/3.5tfl/2.0sacks; Buford 7tckls/2.0tfl/1.0sack. NC - Newell 9tckls; Smalls 5tckls/1QH; Good 4tckls.

**RE-CAPPING THE 2008 SEASON****Game 3****No. 1 Valdosta State 29, Ouachita Baptist 6****September 20 • Bazemore-Hyder Stadium • Valdosta, Ga.**

Valdosta State overcame a slow start to defeat Ouachita Baptist 29-6 in Gulf South Conference action ... The Blazers managed just a safety and 135 yards of total offense during the first half of play ... The Tigers got a 36-yard Zack Wright field goal in the first quarter to lead 3-2 at the half ... However, **Chris Hart** threw three second half touchdowns while running for a fourth to lead VSU to victory ... Hart's first touchdown came on a 76-yard completion to **T.J. Williams**, who finished the game with 167 receiving yards, the most by a Blazer since October 29, 2005 when **Sherard Reynolds** had 194 versus Southern Arkansas ... Ouachita Baptist was 0-of-15 on third down conversions in the contest, but did convert three of four fourth down tries ... Hart also tossed a 38-yard touchdown to **R.J. Bastone** and a 66-yard score to **Ronny Nelson** ... He closed out the scoring with a 29-yard run in the fourth quarter ... **Julius Pruitt** caught 10 passes for the Tigers, but was held to just 67 yards of total offense ... **Reynolds** and **Dudley Spence** each recorded interceptions in the contest ... **Reynolds'** interception was the 12th of his career, tying him for third all-time in the Valdosta State record books ... Ouachita Baptist was held to negative three yards on punt returns, marking the third straight game in which VSU held an opponent to zero or fewer punt return yards ... The game marked the 16th straight season Valdosta State won its Gulf South Conference opener, a streak that dates back to the 1992 season ... **Jack Fulford** averaged 45.4 yards on his five punt attempts in the game, totaling 227 yards on those punts ... The Blazers compiled 536 yards of total offense, 401 of which came in the second half.

Scoring	1	2	3	4	F
Ouachita Baptist	3	0	3	0	-- 6
Valdosta State	0	2	14	13	-- 29

**First Quarter**

OBU 3:53 Wright 36-yard field goal

**Second Quarter**

VSU 14:10 Team safety

**Third Quarter**

VSU 6:42 T.J. Williams 76-yard pass from Hart (Z. Williams kick)

VSU 3:42 Bastone 38-yard pass from Hart (Z. Williams kick)

OBU 0:05 Wright 30-yard field goal

**Fourth Quarter**

VSU 13:19 Nelson 66-yard pass from Hart (Z. Williams kick)

VSU 8:48 Hart 29-yard run (kick failed)

Team Statistics	VSU	OBU
First Downs	21	18
Rushes-Yards (Net)	24-114	26-97
Passes Att-Comp-Int	46-26-1	49-28-2
Passing Yards (Net)	422	227
Total Offense	70-536	75-324
Punts (Number-Avg.)	5-45.4	7-29.7
Fumbles-Lost	1-0	1-0
Time of Possession	28:15	31:45

**Individual Stats****Rushing:** VSU - Manson 7-54; Hart 6-33/td; Nelson 5-16; Callaway 1-7; Brown 4-4. OBU - J. Johnson 7-32; Alex 7-31; K.J. Johnson 10-30; Young 2-4.**Passing:** VSU - Hart 22-35-1, 373 yds, 3tds; Pruitt 4-11-0, 49 yds. OBU - Parker 28-49-2, 227 yds.**Receiving:** VSU - Williams 7-167/td; Jones 7-69; Dukes 3-45; Nelson 2-70/td; Bastone 2-53/td; Brown 1-7; Sledge 1-5; Dean 1-5; Manson 1-1; Hart 1-0. OBU - Pruitt 10-67; Young 8-80; Alex 4-37; Nutt 3-15; K.J. Johnson 2-17; Hobbs 1-11.**Defense:** VSU - Miles 9tckls/1pd; Dean 8tckls; Dollar 6tckls; Anderson 6 tckls/1pd. OBU - McNeil 8tckls/1.Otfl/1qh; Garret 6tckls/2.Otfl; McKee 6tckls/2.5tfl/2.Osacks/1pd.**Game 4****No. 1 Valdosta State 33, West Alabama 14****September 27 • Tiger Stadium • Livingston, Ala.**

Valdosta State used a pair of third quarter touchdown passes to secure a 33-14 victory over West Alabama in Gulf South Conference play ... The Blazers led 12-7 at the half after getting a two-yard **Markus Manson** touchdown run, a 42-yard field goal from **Zac Williams** and a safety in the first half ... **T.J. Williams** and **R.J. Bastone** caught touchdowns in the third quarter while **Russ Callaway** scored on a 17-yard run in the fourth quarter ... The Blazers registered two interceptions in the game as **Roger King** tallied his first of the year while **Sherard Reynolds** had his third of 2008 and 13th of his career ... **Carlos Anderson** and **Demario Jones** registered a sack each as VSU had eight tackles for loss in the contest ... Anderson led the Blazers with seven tackles ... West Alabama tallied three interceptions in the game, including two inside their own five yard line ... The Blazers were hampered by 10 penalties for 142 yards while seeing West Alabama penalized just four times for 33 yards ... For the fourth time in as many games, Valdosta State held its opponent to no punt return yardage as the Tigers tallied zero yards on two return attempts ... **Chris Hart** threw 41 passes in the game, completing 24 of those attempts ... **Cedric Jones** enjoyed his best game of the young season as he caught seven passes for 58 yards ... Hart also led the rushing game with 79 yards on nine carries ... The Blazers threatened on the opening drive as it marched to the UWA 22 before having a pass intercepted on the UWA 10 ... West Alabama also picked off passes on its own three and in its own end zone.

Scoring	1	2	3	4	F
Valdosta State	7	5	15	6	-- 33
West Alabama	0	7	0	7	-- 14

**First Quarter**

VSU 2:27 Manson 2-yard run (Z. Williams kick)

**Second Quarter**

VSU 14:50 Z. Williams 42-yard field goal

VSU 11:43 Team safety

UWA 2:07 Hawkins 2-yard pass from Mason (Warfield kick)

**Third Quarter**

VSU 4:12 T.J. Williams 27-yard pass from Hart (Pruitt run)

VSU 2:12 Bastone 15-yard pass from Hart (Z. Williams kick)

**Fourth Quarter**

UWA 2:11 Levy 10-yard pass from Thomas (Warfield kick)

VSU 0:37 Callaway 17-yard run (kick blocked)

Team Statistics	VSU	UWA
First Downs	20	14
Rushes-Yards (Net)	22-134	31-68
Passes Att-Comp-Int	47-27-3	35-18-2
Passing Yards (Net)	249	163
Total Offense	69-383	66-231
Punts (Number-Avg.)	6-35.3	6-43.8
Fumbles-Lost	0-0	1-0
Time of Possession	27:51	32:09

**Individual Stats****Rushing:** VSU - Hart 9-79; Nelson 5-25; Callaway 1-17/td; Manson 4-11/td; Brown 3-2. UWA - Mason 11-36; Baylor 13-34; Thomas 4-5; Sharp 1-3; Jones 1-(minus 1).**Passing:** VSU - Hart 24-41-1, 225 yds, 2tds; Pruitt 3-6-2, 24 yds. UWA - Thomas 17-34-2, 161 yds, td; Mason 1-1-0, 2 yds, td.**Receiving:** VSU - Jones 7-58; Williams 5-83/td; Manson 4-26; Dukes 3-24; Sledge 2-24; Bastone 1-15; Fultcher 1-11; Dean 1-5; Nelson 1-3; Mould 1-3; Brown 1-(minus 5). UWA - Worsham 7-60; Allen 4-41; Levy 3-58/td; Hawkins 2-1/td; Shipp 1-5; Mason 1-(minus 2).**Defense:** VSU - Anderson 7tckls/2.Otfl/1.Osack; Reynolds 6tckls/1pd/1int; Crite 5tckls/1.Otfl. UWA - Pollard 10tckls/0.5tfl; Pack 10tckls/0.5tfl/1pd; Matthews 8tckls/0.5tfl.



RE-CAPPING THE 2008 SEASON

Game 5

No. 14 Delta State 27, No. 1 Valdosta State 24 (2OT)  
 October 2 • Bazemore-Hyder Stadium • Valdosta, Ga.

Delta State used a 36-yard Tom Santos field goal in the second overtime period to defeat Valdosta State 27-24 in Gulf South Conference action ... Neither team scored during the first overtime period, during which VSU's Chris Hart threw an interception while DSU's Trevar Deed lost a fumble ... The game ended after a Hart fumble in the second overtime was recovered by Damian Davis ... Hart through two touchdowns in the game, both to Albert Dukes ... Dukes also caught a two-point conversion toss from Tucker Pruitt ... Larry Dean forced a fumble and intercepted a pass, which he returned 27 yards for a touchdown ... The two teams combined for 11 turnovers and 227 yards worth of penalties, on 26 penalty flags ... Valdosta State tallied three fumble recoveries and three interceptions in the game while Delta State came away with one interception while recovering four Blazer fumbles ... The two squads combined for 30 second quarter points as the Statesmen built a 17-16 halftime advantage ... Dukes final touchdown of the game and his two-point conversion reception came with 10:06 remaining in the game and forced the overtime period ... Santos missed a 53 yard field goal with 3:04 remaining that would have given DSU the victory in regulation ... The miss came after Delta State recovered fumbled punt on the VSU 35 yard line.

Scoring	1	2	3	4	OT	F
Delta State	0	17	0	7	3	27
Valdosta State	3	13	0	8	0	24

First Quarter

VSU 10:53 Z. Williams 27-yard field goal

Second Quarter

DSU 13:10 Santos 22-yard field goal  
 VSU 9:57 Dean 27-yard interception return (kick failed)  
 DSU 8:26 Jenkins 44-yard pass from DeWitt (Santos kick)  
 DSU 1:06 Schroeder 6-yard run (Santos kick)  
 VSU 0:04 Dukes 49-yard pass from Hart (Z. Williams kick)

Fourth Quarter

DSU 13:46 Stallins 1-yard pass from Wilson (Santos kick)  
 VSU 10:06 Dukes 6-yard pass from Hart (Dukes reception)

Second Overtime

DSU Santos 36-yard field goal

Team Statistics	VSU	DSU
First Downs	15	24
Rushes-Yards (Net)	31-166	37-93
Passes Att-Comp-Int	41-18-1	58-31-3
Passing Yards (Net)	201	343
Total Offense	72-367	95-436
Punts (Number-Avg.)	7-41.3	5-35.2
Fumbles-Lost	6-3	5-4
Time of Possession	33:58	26:02

Individual Stats

**Rushing:** VSU - Hart 20-98; Nelson 4-67; Manson 4-3; Brown 3-(minus 2). DSU - Deed 12-52; DeWitt 8-27; Schroeder 5-23/td; Mitchell 1-11; Stallings 1-4; Betterson 1-(minus 1); Wilson 5-(minus 6); Barnes 3-(minus 17).  
**Passing:** VSU - Hart 18-41-1, 201 yds, 2tds. DSU - DeWitt 25-45-3, 282 yds, td; Barnes 5-11-0, 60 yds; Wilson 1-2-0, 1 yd, td.  
**Receiving:** VSU - Jones 5-61; Nelson 5-44; Dukes 3-64/2tds; Williams 2-15; Manson 1-15; Gilles 1-2; Bastone 1-0. DSU - Deed 11-71; Schroeder -105; Jenkins 4-77/td; Betterson 3-18; Stallings 3-15/td; Moore 2-40; Graham 1-16; Wilson 1-1.  
**Defense:** VSU - Reynolds 12tckls/0.5tfl/1fr/1int/1pd; Dean 12tckls/1.0tfl/1ff/1int/3pd; Kitchens 8tckls/2pd. DSU - Spinks 9tckls/1.0tfl/1.0sack/1ff/2fr/1int/3pd; Halas 7tckls/0.5tfl; Green-Hicks 7tckls/0.5tfl.

Game 6

No. 10 Valdosta State 27, Henderson State 23  
 October 11 • Carpenter-Haygood Stadium • Arkadelphia, Ark.

Valdosta State staged an improbable fourth quarter comeback as the Blazers defeated Henderson State 27-23 in Gulf South Conference action ... VSU trailed 23-7 entering the final frame before scoring 20 unanswered points ... Roger King returned a punt 65 yards for a touchdown for the first score of the frame with 13:50 remaining in the game ... Tucker Pruitt and Albert Dukes hooked up for a 12 yard touchdown with 8:00 to go to pull VSU to within three points ... R.J. Bastone caught a deflected pass for 40 yards and then two plays later caught a 28-yard pass from Pruitt for the winning score with 1:13 remaining ... Chris Hart connected with T.J. Williams for a 20-yard touchdown for VSU's first score in the first quarter ... Carlos Anderson tallied 12 tackles, including a sack for a 10-yard loss on HSU's final drive to stall a Reddie scoring bid ... Henderson State owned a 10:10 advantage in time of possession, including a 9:36 advantage in the first during when it built a 16-7 advantage ... The Reddies were successful on 11-of-18 third down attempts, the first team on the season to convert better than 30 percent of its attempts against the Blazers ... For just the second time in three years, but also the second on the season, Valdosta State did not force a turnover in the game ... Cedric Jones caught a game-high nine passes for 65 yards ... The punt return for a touchdown was the third of King's career.

Scoring	1	2	3	4	F
Valdosta State	7	0	0	20	27
Henderson State	10	6	7	0	23

First Quarter

HSU 10:23 Putnam 25-yard field goal  
 VSU 7:20 T.J. Williams 20-yard pass from Hart (Williams kick)  
 HSU 0:52 Godfrey 9-yard pass from Charpentier (Putnam kick)

Second Quarter

HSU 1:25 Godrey 5-yard pass from Charpentier (kick failed)

Third Quarter

HSU 5:07 Manning 2-yard pass from Charpentier (Putnam kick)

Fourth Overtime

VSU 13:50 King 65-yard punt return (pass failed)  
 VSU 8:00 Dukes 12-yard pass from Pruitt (Williams kick)  
 VSU 1:13 Bastone 28-yard pass from Pruitt (Williams kick)

Team Statistics	VSU	HSU
First Downs	20	22
Rushes-Yards (Net)	30-137	36-65
Passes Att-Comp-Int	26-39-0	33-46-0
Passing Yards (Net)	238	294
Total Offense	69-375	82-359
Punts (Number-Avg.)	3-37.3	5-41.6
Fumbles-Lost	2-1	1-0
Time of Possession	24:55	35:05

Individual Stats

**Rushing:** VSU - Manson 9-44; Pruitt 7-43; Nelson 5-26; Hart 5-14; Brown 3-10; Mould 1-0. HSU - Palmer 22-80; Jamison 4-8; Godfrey 2-4; Espinoza 1-4; Beaty 3-(minus 3); Charpentier 4-(minus 28).  
**Passing:** VSU - Pruitt 17-25-0, 153 yds, 2tds; Hart 9-14-0, 85 yds, td. HSU - Charpentier 33-46-0, 294 yds, 3tds.  
**Receiving:** VSU - Jones 9-65; Dukes 4-41/td; Williams 3-26/td; Nelson 3-10; Bastone 2-68/td; Case 2-15; Gilles 2-9; Manson 1-4. HSU - Godfrey 9-64/2tds; Manning 8-79/td; Espinoza 5-45; Buse 4-45; Hebert 2-21; Stennis 2-13; Lewis 1-11; Sirona 1-10; Palmer 1-6.  
**Defense:** VSU - Anderson 12tckls/1.0sack/2.0tfl; Reynolds 8tckls/0.5tfl; Dean 7tckls/1.0tfl; Buford 7tckls/1.5tfl. HSU - Bates 12tckls/1pd/1qbh; Robinson 8tckls/1.0sack/1.0tfl/1pd; Davis 7tckls.



RE-CAPPING THE 2008 SEASON

Game 7

No. 10 Valdosta State 21, Harding 13

October 18 • Bazemore-Hyder Stadium • Valdosta, Ga.

Valdosta State rode a strong defensive effort to defeat Harding 21-13 in Gulf South Conference action ... The Blazers held the Bison to 388 yards of total offense, nearly 63 under their season average, and tallied three turnovers in the game ... The VSU Black Swarm saved its biggest plays for the fourth quarter when they stopped Harding on four straight plays from inside the VSU 10 yard line, including three straight plays from the three or closer ... After stuffing a run Teddy Luke run from inside the one on third down of the drive, VSU's Larry Dean dropped David Knighton for a two-yard loss on fourth down ... Dean tallied a career-best 17 tackles in the game while fellow linebacker Brian Buford had a personal-best 10 tackles ... T.J. Williams and Eric Williams each recorded interceptions while Broderick Blue recovered a fumble forced by Roger King ... Jack Fulford averaged 47.1 yards a punt to continuously pin the Bison deep, earning GSC Special Teams Player of the Week honors ... Four of Fulford's punts traveled at least 50 yards, including a career-best 60 yarder in the fourth quarter ... His only punt under 40 yards on the day was a 27-yarder that landed on the HU 13 yard line ... Albert Dukes got the Blazers on the board with a 19-yard touchdown reception in the first quarter while T.J. Williams also caught a 13-yard scoring strike in the second to give the Blazers a 14-3 lead ... Evan Gilles closed out the VSU scoring with a six-yard touchdown catch in the third ... Eric Williams' interception came in the Blazer end zone in the second quarter and was just the second of his career ... David Knighton passed for 315 yards, while completing 33-of-53 attempts, and picked up 33 yards on the ground for Harding ... Meanwhile, the VSU offense was held to 264 total yards.

Scoring table for Game 7 showing points by quarter for Harding and Valdosta State.

First Quarter VSU 6:21 Dukes 19-yard pass from Hart (Z. Williams kick)

Second Quarter VSU 14:20 T.J. Williams 13-yard pass from Pruitt (Z. Williams kick) HU 0:08 Ferrell 37-yard field goal

Third Quarter HU 7:52 Ferrell 26-yard field goal VSU 3:55 Gilles 6-yard pass from Pruitt (Z. Williams kick)

Fourth Quarter HU 2:08 Adams 9-yard pass from Knighton (Ferrell kick)

Team Statistics table for Game 7 comparing VSU and HU across various metrics like First Downs, Rushes-Yards, and Total Offense.

Individual Stats

Rushing: VSU - Manson 14-86; Hart 4-13; Jones 1-8; Callaway 1-1; Brown 5-0; Pruitt 9-(minus 35). HU - Holt 10-42; Knighton 13-33; Wood 1-1; Luke 2-(minus 3). Passing: VSU - Pruitt 18-24-0, 143 yds, 2tds; Hart 3-6-0, 48 yds, td. HU - Knighton 33-53-2, 315 yds, td. Receiving: VSU - Jones 5-50; Dukes 4-39/td; Williams 4-37/td; Dean 2-31; Bastone 2-9; Curbeam 1-9; Fultcher 1-6; Gilles 1-6/td; Manson 1-4. HU - Ross 7-59; Firman 7-43; Adams 6-89/td; Watson 4-40; Gelles 3-29; Holt 3-26; Luke 2-6; Phipps 1-23. Defense: VSU - Dean 17tckls/1.0tfl; Buford 10tckls/1.0tfl; Boykin 7tckls/1pd. HU - Thomasson 14tckls/1pd; Young 11tckls/1.0tfl; Greer 8tckls/2.0tfl/1.0sack/1ff.

Game 8

No. 7 North Alabama 41, No. 8 Valdosta State 21

October 30 • Braly Stadium • Florence, Ala.

North Alabama raced out to a 21-0 lead in defeating Valdosta State 41-23 in Gulf South Conference action ... The first two Lion scores came off VSU turnovers as a Tucker Pruitt fumble gave UNA the ball on the VSU 25 less than a minute into the game ... Five plays later Mike McLendon scored from a yard out ... On the next VSU drive, David Raymond intercepted a Pruitt pass and returned it 50 yards for a score ... McLendon finished with three touchdowns and 83 yards in the game ... He rushed for 101 yards in the first half before the Blazer defense dropped him for a loss of 18 yards on six carries in the second half ... Chris Hart tossed a second half touchdown to R.J. Bastone and also scored from four yards out on a rush ... Demario Jones tallied a career-best eight tackles in the game, including 4.5 for loss while Everett Kitchens also had a game-high eight stops ... The Blazers outgained North Alabama 349 to 324 in total offense, but was hampered by three turnovers in the contest ... Jack Fulford enjoyed his second strong punting performance in as many games as he averaged 47.0 yards on his three punts in the game ... Markus Manson and Hart added touchdown runs for the Blazers while Zac Williams kicked a 27-yard field goal.

Scoring table for Game 8 showing points by quarter for Valdosta State and North Alabama.

First Quarter UNA 12:15 McLendon 1-yard run (Schneider kick) UNA 10:59 Raymond 50-yard interception return (Schneider kick)

Second Quarter UNA 10:00 McLendon 51-yard run (Schneider kick) VSU 5:38 Manson 16-yard run (Z. Williams kick) UNA 0:20 McLendon 1-yard run (Schneider kick)

Third Quarter VSU 10:45 Z. Williams 27-yard field goal UNA 8:00 Schneider 42-yard field goal VSU 4:18 Bastone 20-yard pass from Hart (Z. Williams kick) UNA 0:43 Gant 10-yard pass from Milwee (Schneider kick)

Fourth Quarter UNA 11:15 Schneider 21-yard field goal VSU 9:09 Hart 4-yard run (pass failed)

Team Statistics table for Game 8 comparing VSU and UNA across various metrics like First Downs, Rushes-Yards, and Total Offense.

Individual Stats

Rushing: VSU - Nelson 7-48; Manson 9-40/td; Brown 5-39; Pruitt 2-7; Williams 1-(minus 2); Hart 5-(minus 8)/td. UNA - McLendon 18-83/3tds; Milwee 9-31; Pickett 3-15; McCants 3-14; Gant 1-4. Passing: VSU - Hart 21-38-1, 206 yds, td; Pruitt 3-5-1, 19 yds. UNA - Milwee 20-29-0, 179 yds, td. Receiving: VSU - Dukes 6-31; Williams 5-61; Bastone 4-54/td; Jones 4-26; Nelson 3-40; Case 1-8; Gilles 1-5. UNA - Coleman 7-92; Gant 3-25/td; Campbell 3-17; Williams 2-13; Alldredge 2-12; McClain 2-11; Pickett 1-9. Defense: VSU - Kitchens 8tckls/1.0tfl; Jones 8tckls/4.5tfl/1fr; Buford 5tckls/0.5tfl. UNA - Suggs 7tckls; Johnson 7tckls/0.5tfl; Wilson 7tckls/0.5tfl.



RE-CAPPING THE 2008 SEASON

Game 9

No. 14 Valdosta State 41, West Georgia 14  
October 30 • Bazemore-Hydr Stadium • Valdosta, Ga.

Valdosta State was never threatened as the Blazers defeated West Georgia 41-14 in Gulf South Conference action to win the Peach Basket for the third straight year ... The Blazers scored the first 21 points of the game, including two touchdowns on fourth down plays ... The first came on a **Markus Manson** 30-yard run while **Demarcus Flanagan** caught a two-yard pass for the second ... The Blazers rushed for 265 yards in the game, including a career-high 129 from **Michael Brown**, who also scored on a three-yard run ... Each team scored on a blocked punt, with Greg Summerset tallying a 15-yard return for UWG while **Derrick Harris** scored on a 20-yard return for the Blazers ... **Tucker Pruitt** also rushed for two touchdowns in the contest ... Valdosta State tallied 41 rushes in the contest while throwing the ball just 24 times, 19 of which were completed ... The VSU defense held West Georgia to 201 yards of total offense while the Blazer offense rolled to 446 ... The Blazers scored all of their touchdowns on the ground, snapping a string of 19 straight games with a passing touchdown ... Both teams struggled on third down as Valdosta State completed just three of 11 chances while the Wolves were three-of-16 ... UWG did convert three-of-four fourth down opportunities while VSU was two-of-three on fourth down ... Eleven different Blazers caught a pass in the game, led by **Cedric Jones** who hauled in four for 51 yards.

Scoring	1	2	3	4	F
West Georgia	0	7	7	0	-- 14
Valdosta State	14	7	13	7	-- 41

First Quarter

VSU 8:47 Manson 30-yard run (Sabina kick)  
VSU 1:26 Flanagan 2-yard pass from Pruitt (Sabina kick)

Second Quarter

VSU 12:28 Pruitt 6-yard run (Sabina kick)  
UWG 9:13 Summerset 15-yard blocked punt return (Guberman kick)

Third Quarter

VSU 11:10 Pruitt 1-yard run (Sabina kick)  
VSU 10:33 Harris 20-yard blocked punt return (kick failed)  
UWG 2:20 Sides 17-yard pass from Gray (Guberman kick)

Fourth Quarter

VSU 14:04 Brown 3-yard run (Sabina kick)

Team Statistics	VSU	UWG
First Downs	18	13
Rushes-Yards (Net)	41-265	26-44
Passes Att-Comp-Int	24-19-0	36-19-0
Passing Yards (Net)	181	157
Total Offense	65-446	62-201
Punts (Number-Avg.)	4-32.2	9-30.7
Fumbles-Lost	2-1	0-0
Time of Possession	32:03	27:57

Individual Stats

**Rushing:** VSU - Brown 13-129/td; Manson 8-57/td; Nelson 4-34; Hart 6-22; Pruitt 7-17/2tds; Callaway 3-6. UWG - Lindsey 10-38; Summerset 9-6; Padgett 3-4; Gray 4-(minus4).

**Passing:** VSU - Pruitt 14-18-0, 155 yds, td; Callaway 2-3-0, 4 yds; Hart 2-2-0, 24 yds; Manson 1-1-0, (minus 2) yds. UWG - Gray 17-32-0, 130 yds, td; Padgett 2-4-0, 27 yds.

**Receiving:** VSU - Jones 4-51; Fultcher 3-13; Jupiter 2-24; Bastone 2-15; Dukes 2-14; Case 1-36; Dean 1-16; Nelson 1-6; Tanner 1-3; Flanagan 1-2/td; Sledge 1-1. UWG - Sides 4-33/td; Summerset 4-33; Dennis 4-20; Bull 2-23; White 1-18; Payne 1-9; Dickson 1-9; Cook 1-6; Lindsey 1-6.

**Defense:** VSU - Kitchens 7tckls; Vining 7tckls; Flanagan 7tckls/0.5tfl. UWG - Pickett 11tckls/1.0tfl; Mitchell 10tckls/0.5tfl; Weatherford 7tckls/1.0tfl.

Game 10

No. 14 Valdosta State 38, Southern Arkansas 16  
November 3 • Wilkins Stadium • Magnolia, Ark.

Valdosta State scored 31 straight points as the Blazers defeated Southern Arkansas 38-16 in Gulf South Conference action ... The game was originally scheduled for September 13, but was delayed after Hurricane Ike hit the Magnolia area ... The contest was also VSU's second in five days and third in 10 days ... Southern Arkansas scored the first 10 points before the Blazers responded with its first 31 of the game ... The Valdosta State defense held the Muleriders scoreless for the second and third quarters ... **Chris Hart** threw four of VSU's five touchdown passes while **Albert Dukes** hauled in two, including a 63-yard score, in the third quarter ... The Blazers had a season-low 32 yards on penalties ... **T.J. Williams** got VSU on the board with a 35-yard touchdown catch in the first quarter while **P.J. Curbeam** collected his first career scoring reception in the second to give VSU a 17-10 halftime lead ... **Isaiah Jupiter** finished the scoring with his first career touchdown in the fourth quarter ... The Blazers managed just 11 rushing yards in the game, but passed for 318 yards ... Meanwhile the Muleriders gained 151 on the ground and 137 through the air ... Valdosta State lost the turnover battle as it threw two interceptions and lost two fumbles while recovering three Southern Arkansas fumbles ... For the second straight game, 11 VSU players caught a pass.

Scoring	1	2	3	4	F
Valdosta State	7	10	14	7	-- 38
Southern Arkansas	10	0	0	6	-- 16

First Quarter

SAU 11:29 Metcalf 1-yard run (Cuevas kick)  
SAU 3:01 Cuevas 26-yard field goal  
VSU 0:29 Williams 35-yard pass from Hart (Sabina kick)

Second Quarter

VSU 9:23 Sabina 27-yard field goal  
VSU 0:55 Curbeam 6-yard pass from Hart (Sabina kick)

Third Quarter

VSU 13:58 Dukes 63-yard pass from Pruitt (Sabina kick)  
VSU 4:20 Dukes 11-yard pass from Hart (Sabina kick)

Fourth Quarter

SAU 14:54 Metcalf 10-yard run (kick failed)  
VSU 9:33 Jupiter 26-yard pass from Hart (Sabina kick)

Team Statistics	VSU	SAU
First Downs	18	17
Rushes-Yards (Net)	25-11	31-151
Passes Att-Comp-Int	42-29-2	37-14-0
Passing Yards (Net)	318	137
Total Offense	67-329	68-288
Punts (Number-Avg.)	5-36.8	7-39.0
Fumbles-Lost	2-2	3-3
Time of Possession	30:51	29:09

Individual Stats

**Rushing:** VSU - Pruitt 7-7; Brown 6-6; Callaway 3-1; Manson 3-1; Nelson 1-(minus 1); Hart 3-(minus 6). SAU - Johnson 8-50; Metcalf 9-40/2tds; McCombie 3-25; Johnson 3-15; Tyson 2-10; Porter 5-7; Hawkins 1-4.

**Passing:** VSU - Pruitt 19-28-1, 187 yds, 1 td; Hart 9-13-1, 134 yds, 4 tds; Callaway 1-1-0, (minus 3 yds). SAU - McCombie 12-31-0, 119 yds; Porter 2-6-0, 18 yds.

**Receiving:** VSU - Williams 6-98/td; Nelson 5-35; Dukes 4-86/2tds; Jupiter 3-47/td; Jones 3-6; Dean 2-19; Curbeam 2-3/td; Brown 1-10; Bastone 1-6; Fultcher 1-6; Gilles 1-2. SAU - Marrufo 4-35; Porter 2-20; Weatherspoon 2-11; Chatman 1-56; Hawkins 1-9; J. Johnson 1-5; Tyson 1-4; Metcalf 1-3; M. Johnson 1-(minus 6).

**Defense:** VSU - Dollar 8tckls/0.5tfl; Williams 7tckls/1ff; Miles 4tckls/1fr. SAU - Wright 8tckls/0.5tfl; Comer 6tckls; Oston 4tckls/2.0sack/2.0tfl.



RE-CAPPING THE 2008 SEASON

Game 11

No. 13 Valdosta State 24, No. 21 Carson-Newman 20
November 15 • Bazemore-Hyder Stadium • Valdosta, Ga.

Valdosta State staged its fifth straight come-from-behind victory in the NCAA playoffs as the Blazers defeated Carson-Newman 24-20 in Bazemore-Hyder Stadium ... The Eagles fumbled the ball seven times in the game, four of which were recovered by VSU ... Buck Wakefield ran for three touchdowns for C-N, two in the first half as Carson-Newman built a 14-0 advantage ... Valdosta State got a 71 touchdown catch by T.J. Williams in the second quarter and a 1-yard Tucker Pruitt touchdown in the third ... Pruitt added a two-point conversion run to put VSU up 15-14 before Wakefield's third touchdown less than a minute into the fourth put the Eagles back in front ... VSU scored nine fourth quarter points for the win ... Ronnye Nelson rushed for a game-high 83 yards and scored the winning touchdown on a 35-yard run in the final quarter of play ... Devin Sabina added the final points with a 36-yard field goal ... The Blazer defense held C-N to just 47 yards of total offense in the second half after surrendering 287 in the first ... The Eagles tallied just three first downs in the second half after totaling 14 in the first half ... The Carson-Newman option offense confused the Blazers during the first half as it gained 170 yards on the ground, but managed just 15 against the Black Swarm defense in the second half ... Meanwhile, the VSU offense rolled to 183 yards of total offense in the first half and 217 in the second ... Valdosta State converted eight-of-16 third down conversions ... Four different Blazers tallied fumble recoveries in the game ... VSU won all four 2007 playoffs game in come-from-behind fashion.

Scoring table with columns for 1, 2, 3, 4, F and rows for Carson-Newman and Valdosta State.

First Quarter

C-N 10:20 Wakefield 19-yard run (Sribner-Howard kick)

Second Quarter

C-N 3:54 Wakefield 1-yard run (Sribner-Howard kick)
VSU 3:00 Williams 71-yard pass from Hart (Sabina kick)

Third Quarter

VSU 2:39 Pruitt 1-yard run (Pruitt rush)

Fourth Quarter

C-N 14:13 Wakefield 1-yard run (rush failed)
VSU 13:08 Nelson 35-yard run (pass failed)
VSU 5:12 Sabina 36-yard field goal

Team Statistics table comparing VSU and C-N across categories like First Downs, Rushes-Yards, Passes, etc.

Individual Stats

Rushing: VSU - Nelson 10-83/td; Brown 5-37; Pruitt 9-27/td; Manson 5-12; Fulford 1-(minus 10); Callaway 1-(minus 12); Hart 4-(minus 21). C-N - Wakefield 18-62/3tds; Good 18-62; Harris 9-41; Melton 2-15; Inman 1-4; Richardson 2-1.
Passing: VSU - Pruitt 9-17-1, 124yds; Hart 9-13-0, 160 yds, td. C-N - Good 11-19-0, 118 yds; Statham 3-4-0, 31 yds; Wakefield 0-1.
Receiving: VSU - Jones 5-62; Nelson 4-59; Bastone 3-28; Williams 2-81/td; Dukes 2-39; Dean 1-10; Curbeam 1-5. C-N - Miller 4-47; Wakefield 3-36; Belk 3-16; Whitten 1-18; Harris 1-15; Hubbard 1-13; Childs 1-4.
Defense: VSU - Dean 13tckls/1.0tfl/1ff/1fr; Reynolds 11tckls/1.0tfl/1fr/1pd; Miles 9tckls/1.0tfl. C-N - Russell 11tckls/1pd; Brown 7tckls; Jackson 7tckls/1.0tfl.

Game 12

No. 5 North Alabama 37, No. 13 Valdosta State 10
November 22 • Braly Stadium • Florence, Ala.

North Alabama ended the Valdosta State season as the Lions defeated the Blazers 37-10 in the second round of the NCAA Tournament in Braly Stadium ... UNA never trailed as it scored the first 16 points of the game en route to a 16-3 halftime advantage ... VSU's only first half points came on a 27-yard field goal by Devin Sabina as the intermission horn sounded ... Mike McLendon scored two first half touchdowns for North Alabama, giving him five in two games against VSU on the season ... A.J. Milwee added a second half touchdown run for the Lions, giving UNA six of the 12 rushing touchdowns against Valdosta State on the season ... VSU's only touchdown of the game came when Jermel Daniels recovered a McLendon fumble in the fourth quarter ... Daniels returned the fumble 18 yards before pitching the ball to Dudley Spence, who raced 55 yards for the score ... The game marked the first time Valdosta State had been held without an offensive touchdown since October 24, 1998, a streak of 127 games ... VSU moved the ball early in the, closing to the UNA 24 yard line before turning the ball over on downs on its first drive ... UNA grabbed the momentum from the fourth down stop and marched 75 yards for a score ... A snap over the head of Tucker Pruitt went out of the back of the end zone in the second quarter for a Lion safety ... The Lions scored on their first possession of the second half and then returned a fumble for a touchdown on the ensuing Blazer possession to seal the victory.

Scoring table with columns for 1, 2, 3, 4, F and rows for Valdosta State and North Alabama.

First Quarter

UNA 2:51 McLendon 1-yard run (Schneider kick)

Second Quarter

UNA 12:40 McLendon 2-yard run (Schneider kick)
UNA 3:18 Team safety
VSU 0:00 Sabina 27-yard field goal

Third Quarter

UNA 10:41 Milwee 5-yard run (Schneider kick)
UNA 7:25 Wilson 69-yard fumble recovery (Schneider kick)

Fourth Quarter

UNA 12:08 Williams 3-yard pass from Milwee (Schneider kick)
VSU 7:23 Spence 55-yard fumble recovery (Sabina kick)

Team Statistics table comparing VSU and UNA across categories like First Downs, Rushes-Yards, Passes, etc.

Individual Stats

Rushing: VSU - Nelson 5-37; Brown 2-25; Manson 3-14; Pruitt 6-8; Hart 6-(minus 6). UNA - McLendon 17-41/2tds; McCants 9-32; Milwee 7-26/td; Pickett 5-16; Campbell 1-12; Coleman 1-7; McNealy 1-5; Gant 1-1.
Passing: VSU - Hart 11-23-0, 106 yds; Pruitt 11-15-0, 61 yds; Callaway 0-1-0. UNA - Milwee 16-27-0, 167 yds, td; McNealy 2-2-0, 23.
Receiving: VSU - Jones 6-54; Nelson 6-25; Dukes 3-22; Williams 2-31; Manson 2-3; Bastone 1-22; Fultcher 1-10; Jupiter 1-0. UNA - Williams 8-72/td; Coleman 2-35; Campbell 2-35; McCants 2-14; Alldredge 1-24; Gray 1-5; Rivers 1-3; McLendon 1-2.
Defense: VSU - Dean 9tckls/1.5tfl; Reynolds 9tckls; Kitchens 7tckls. UNA - Suggs 6tckls/1.0tfl; Johnson 6tckls/1pd; Orr 6tckls/1.0tfl/1pd.



2008 TEAM STATS

	VSU	OPP
<b>SCORING</b>	340	223
Points Per Game	28.3	18.6
<b>FIRST DOWNS</b>	224	213
Rushing	94	85
Passing	114	115
Penalty	16	13
<b>RUSHING YARDAGE</b>	1619	1299
Yards gained rushing	1991	1647
Yards lost rushing	372	348
Rushing Attempts	377	424
Average Per Rush	4.3	3.1
Average Per Game	134.9	108.2
TDs Rushing	13	12
<b>PASSING YARDAGE</b>	2950	2356
Att-Comp-Int	427-256-11	454-259-10
Average Per Pass	6.9	5.2
Average Per Catch	11.5	9.1
Average Per Game	245.8	196.3
TDs Passing	28	12
<b>TOTAL OFFENSE</b>	4569	3655
Total Plays	804	878
Average Per Play	5.7	4.2
Average Per Game	380.8	304.6
<b>KICK RETURNS: #-YARDS</b>	46-633	60-1137
<b>PUNT RETURNS: #-YARDS</b>	33-372	25-139
<b>INT RETURNS: #-YARDS</b>	10-203	11-102
<b>KICK RETURN AVERAGE</b>	13.8	19.0
<b>PUNT RETURN AVERAGE</b>	11.3	5.6
<b>INT RETURN AVERAGE</b>	20.3	9.3
<b>FUMBLES-LOST</b>	28-16	29-15
<b>PENALTIES-YARDS</b>	100-830	83-716
Average Per Game	69.2	59.7
<b>PUNTS-YARDS</b>	55-2137	77-2747
Average Per Punt	38.9	35.7
Net punt average	36.3	30.8
<b>TIME OF POSSESSION/GAME</b>	28:26	31:34
<b>3RD-DOWN CONVERSIONS</b>	56-157	67-197
3rd-Down Pct	36%	34%
<b>4TH-DOWN CONVERSIONS</b>	13-29	14-25
4th-Down Pct	45%	56%
<b>SACKS BY-YARDS</b>	23-156	24-207
<b>MISCELLANEOUS YARDS</b>	100	90
<b>TOUCHDOWNS SCORED</b>	46	27
<b>FIELD GOALS-ATTEMPTS</b>	6-12	11-15
<b>PAT-ATTEMPTS</b>	36-40	24-26
<b>ATTENDANCE</b>	34989	33473
Games/Avg Per Game	6/5832	6/5579

2008 SCORE BY QUARTERS

	1st	2nd	3rd	4th	OT	Total
Valdosta State	66	82	95	97	0	340
Opponents	51	75	44	50	3	223

2008 INDIVIDUAL STATS

RUSHING	GP	Att.	Gain	Loss	Net	YPC	TD	Long	YPG
Markus Manson	12	84	461	14	447	5.3	4	34	37.2
<b>Ronnye Nelson</b>	<b>11</b>	<b>59</b>	<b>396</b>	<b>14</b>	<b>382</b>	<b>6.5</b>	<b>1</b>	<b>58</b>	<b>34.7</b>
<b>Michael Brown</b>	<b>12</b>	<b>60</b>	<b>372</b>	<b>30</b>	<b>342</b>	<b>5.7</b>	<b>2</b>	<b>49</b>	<b>28.5</b>
Chris Hart	12	81	409	166	243	3.0	2	29	20.2
Tucker Pruitt	12	54	180	89	91	1.7	3	14	7.6
<b>Russ Callaway</b>	<b>12</b>	<b>14</b>	<b>89</b>	<b>18</b>	<b>71</b>	<b>5.1</b>	<b>1</b>	<b>27</b>	<b>5.9</b>
<b>Derrick Harris</b>	<b>12</b>	<b>9</b>	<b>66</b>	<b>0</b>	<b>66</b>	<b>7.3</b>	<b>0</b>	<b>16</b>	<b>5.5</b>
<b>Cedric Jones</b>	<b>11</b>	<b>1</b>	<b>8</b>	<b>0</b>	<b>8</b>	<b>8.0</b>	<b>0</b>	<b>8</b>	<b>0.7</b>
Albert Dukes	12	2	5	0	5	2.5	0	3	0.4
<b>Dan Burdette</b>	<b>1</b>	<b>1</b>	<b>4</b>	<b>0</b>	<b>4</b>	<b>4.0</b>	<b>0</b>	<b>4</b>	<b>4.0</b>
<b>Austen Roberts</b>	<b>2</b>	<b>1</b>	<b>1</b>	<b>0</b>	<b>1</b>	<b>1.0</b>	<b>0</b>	<b>1</b>	<b>0.5</b>
<b>Gabe Mould</b>	<b>9</b>	<b>1</b>	<b>0</b>	<b>0</b>	<b>0</b>	<b>0.0</b>	<b>0</b>	<b>0</b>	<b>0.0</b>
T.J. Williams	10	1	0	2	-2	-2.0	0	0	-0.2
Team	8	7	0	17	-17	-2.4	0	0	-2.1
<b>Jack Fulford</b>	<b>12</b>	<b>2</b>	<b>0</b>	<b>22</b>	<b>-22</b>	<b>-11.0</b>	<b>0</b>	<b>0</b>	<b>-1.8</b>
<b>Valdosta State</b>	<b>12</b>	<b>377</b>	<b>1991</b>	<b>372</b>	<b>1619</b>	<b>4.3</b>	<b>13</b>	<b>58</b>	<b>134.9</b>
<b>Opponents</b>	<b>12</b>	<b>424</b>	<b>1647</b>	<b>348</b>	<b>1299</b>	<b>3.1</b>	<b>12</b>	<b>51</b>	<b>108.2</b>

PASSING	G	Effic	Att-Cmp-Int	Pct	Yds	TD	Lng	YPG
Chris Hart	12	139.58	251-143-5	57.0	1841	19	76	153.4
Tucker Pruitt	12	129.85	167-106-6	63.5	1109	9	63	92.4
<b>Russ Callway</b>	<b>12</b>	<b>77.10</b>	<b>8-6-0</b>	<b>75.0</b>	<b>2</b>	<b>0</b>	<b>4</b>	<b>0.2</b>
<b>Ronnye Nelson</b>	<b>11</b>	<b>83.20</b>	<b>1-1-0</b>	<b>100.0</b>	<b>-2</b>	<b>0</b>	<b>0</b>	<b>-2.0</b>
<b>Valdosta State</b>	<b>12</b>	<b>134.47</b>	<b>427-256-11</b>	<b>60.0</b>	<b>2950</b>	<b>28</b>	<b>76</b>	<b>245.8</b>
<b>Opponents</b>	<b>12</b>	<b>104.96</b>	<b>454-259-10</b>	<b>57.0</b>	<b>2356</b>	<b>12</b>	<b>56</b>	<b>196.3</b>

RECEIVING	G	No.	Yds	YPC	TD	Long	YPG
<b>Cedric Jones</b>	<b>11</b>	<b>57</b>	<b>551</b>	<b>9.7</b>	<b>1</b>	<b>40</b>	<b>50.1</b>
Albert Dukes	12	41	487	11.9	8	63	40.6
T.J. Williams	10	36	599	16.6	6	76	59.9
<b>Ronnye Nelson</b>	<b>11</b>	<b>33</b>	<b>354</b>	<b>10.7</b>	<b>2</b>	<b>66</b>	<b>32.2</b>
<b>R.J. Bastone</b>	<b>12</b>	<b>25</b>	<b>397</b>	<b>15.9</b>	<b>5</b>	<b>41</b>	<b>33.1</b>
Markus Manson	12	10	53	5.3	0	15	4.4
<b>Jackson Dean</b>	<b>12</b>	<b>9</b>	<b>105</b>	<b>11.7</b>	<b>0</b>	<b>26</b>	<b>8.8</b>
<b>Isaiah Jupiter</b>	<b>10</b>	<b>8</b>	<b>107</b>	<b>13.4</b>	<b>1</b>	<b>38</b>	<b>10.7</b>
<b>Kody Case</b>	<b>11</b>	<b>7</b>	<b>159</b>	<b>22.7</b>	<b>2</b>	<b>52</b>	<b>14.5</b>
Chris Fultcher	12	7	46	6.6	0	1	3.8
<b>Evan Gilles</b>	<b>12</b>	<b>6</b>	<b>24</b>	<b>4.0</b>	<b>1</b>	<b>7</b>	<b>2.0</b>
<b>Eric Sledge</b>	<b>8</b>	<b>5</b>	<b>29</b>	<b>5.8</b>	<b>0</b>	<b>13</b>	<b>3.6</b>
P.J. Curbeam	9	4	17	4.2	1	9	1.9
<b>Michael Brown</b>	<b>12</b>	<b>3</b>	<b>12</b>	<b>4.0</b>	<b>0</b>	<b>10</b>	<b>1.0</b>
<b>Tony Tanner</b>	<b>2</b>	<b>1</b>	<b>3</b>	<b>3.0</b>	<b>0</b>	<b>3</b>	<b>0.3</b>
<b>Gabe Mould</b>	<b>9</b>	<b>1</b>	<b>3</b>	<b>3.0</b>	<b>0</b>	<b>3</b>	<b>0.3</b>
Kendall Burton	5	1	2	2.0	0	2	0.4
Demarcus Flanagan	10	1	2	2.0	1	2	0.4
Chris Hart	12	1	0	0.0	0	0	0.0
<b>Valdosta State</b>	<b>12</b>	<b>256</b>	<b>2950</b>	<b>11.5</b>	<b>28</b>	<b>76</b>	<b>245.8</b>
<b>Opponents</b>	<b>12</b>	<b>259</b>	<b>2356</b>	<b>9.1</b>	<b>12</b>	<b>56</b>	<b>196.3</b>

2009 returning player



2008 INDIVIDUAL STATS

FIELD GOALS	FGM-FGA	Pct	01-19	20-29	30-39	40-49	50-99	Lg	Blk
Zac Williams	3-7	42.9	0-0	2-2	0-1	1-4	0-0	46	3
Devin Sabina	3-5	60.0	0-0	2-2	1-1	0-2	0-0	36	0

FG SEQUENCE	Valdosta State	OPPONENTS
Fort Valley State	-	(37), 52
Newberry	-	37
Ouachita Baptist	33	(36), (30)
West Alabama	(46)	-
Delta State	(27), 44	(22), 53, (36)
Henderson State	-	(25)
Harding	46	(37), (26)
North Alabama	44, (27)	(42), (21)
West Georgia	-	-
Southern Arkansas	(27)	(26)
Carson-Newman	40, 41, (36)	-
North Alabama	(27)	51

SCORING	TD	FGs	PATs						Pts
			Kick	Rush	Rcv	Pass	DXP	Saf	
Albert Dukes	8	0-0	0-0	0-0	1	0-0	0	0	50
T.J. Williams	6	0-0	0-0	0-0	0	0-0	0	0	36
Zac Williams	0	3-7	24-27	0-0	0	0-0	0	0	33
<b>R.J. Bastone</b>	<b>5</b>	<b>0-0</b>	<b>0-0</b>	<b>0-0</b>	<b>0</b>	<b>0-0</b>	<b>0</b>	<b>0</b>	<b>30</b>
Markus Manson	4	0-0	0-0	0-0	0	0-0	0	0	24
Tucker Pruitt	3	0-0	0-0	2-2	0	1-3	0	0	22
Devin Sabina	0	3-5	12-13	0-0	0	0-0	0	0	21
<b>Ronnye Nelson</b>	<b>3</b>	<b>0-0</b>	<b>0-0</b>	<b>0-0</b>	<b>0</b>	<b>0-0</b>	<b>0</b>	<b>0</b>	<b>18</b>
<b>Michael Brown</b>	<b>2</b>	<b>0-0</b>	<b>0-0</b>	<b>0-0</b>	<b>0</b>	<b>0-0</b>	<b>0</b>	<b>0</b>	<b>12</b>
Chris Hart	2	0-0	0-0	0-0	0	0-1	0	0	12
<b>Kody Case</b>	<b>2</b>	<b>0-0</b>	<b>0-0</b>	<b>0-0</b>	<b>0</b>	<b>0-0</b>	<b>0</b>	<b>0</b>	<b>12</b>
Sherard Reynolds	1	0-0	0-0	0-0	0	0-0	0	0	6
Roger King	1	0-0	0-0	0-0	0	0-0	0	0	6
P.J. Curbeam	1	0-0	0-0	0-0	0	0-0	0	0	6
<b>Evan Gilles</b>	<b>1</b>	<b>0-0</b>	<b>0-0</b>	<b>0-0</b>	<b>0</b>	<b>0-0</b>	<b>0</b>	<b>0</b>	<b>6</b>
<b>Dudley Spence</b>	<b>1</b>	<b>0-0</b>	<b>0-0</b>	<b>0-0</b>	<b>0</b>	<b>0-0</b>	<b>0</b>	<b>0</b>	<b>6</b>
<b>Cedric Jones</b>	<b>1</b>	<b>0-0</b>	<b>0-0</b>	<b>0-0</b>	<b>0</b>	<b>0-0</b>	<b>0</b>	<b>0</b>	<b>6</b>
<b>Larry Dean</b>	<b>1</b>	<b>0-0</b>	<b>0-0</b>	<b>0-0</b>	<b>0</b>	<b>0-0</b>	<b>0</b>	<b>0</b>	<b>6</b>
Demarcus Flanagan	1	0-0	0-0	0-0	0	0-0	0	0	6
<b>Derrick Harris</b>	<b>1</b>	<b>0-0</b>	<b>0-0</b>	<b>0-0</b>	<b>0</b>	<b>0-0</b>	<b>0</b>	<b>0</b>	<b>6</b>
<b>Isaiah Jupiter</b>	<b>1</b>	<b>0-0</b>	<b>0-0</b>	<b>0-0</b>	<b>0</b>	<b>0-0</b>	<b>0</b>	<b>0</b>	<b>6</b>
<b>Russ Callaway</b>	<b>1</b>	<b>0-0</b>	<b>0-0</b>	<b>0-0</b>	<b>0</b>	<b>0-0</b>	<b>0</b>	<b>0</b>	<b>6</b>
Team	0	0-0	0-0	0-0	0	0-0	0	2	4
Valdosta State	46	6-12	36-40	2-2	1	1-4	0	2	340
Opponents	27	11-15	24-26	0-1	0	0-0	0	2	223

PUNTING	No.	Yds	Avg	Long	TB	FC	I20	Blkd
<b>Jack Fulford</b>	<b>53</b>	<b>2162</b>	<b>40.8</b>	<b>60</b>	<b>5</b>	<b>5</b>	<b>19</b>	<b>2</b>
Team	2	-25	-12.5	0	0	0	0	0
Valdosta State	55	2137	38.9	60	5	5	19	2
Opponents	77	2747	35.7	56	3	17	22	2

TOTAL OFFENSE	G	Plays	Rush	Pass	Total	Avg/G
Chris Hart	12	332	243	1841	2084	173.7
Tucker Pruitt	12	221	91	1109	1200	100.0
Markus Manson	12	84	447	0	447	37.2
<b>Ronnye Nelson</b>	<b>11</b>	<b>60</b>	<b>382</b>	<b>-2</b>	<b>380</b>	<b>34.5</b>
<b>Michael Brown</b>	<b>12</b>	<b>60</b>	<b>342</b>	<b>0</b>	<b>342</b>	<b>28.5</b>
<b>Russ Callaway</b>	<b>12</b>	<b>22</b>	<b>71</b>	<b>2</b>	<b>73</b>	<b>6.1</b>
<b>Derrick Harris</b>	<b>12</b>	<b>9</b>	<b>66</b>	<b>0</b>	<b>66</b>	<b>5.5</b>
<b>Cedric Jones</b>	<b>11</b>	<b>1</b>	<b>8</b>	<b>0</b>	<b>8</b>	<b>0.7</b>
Albert Dukes	12	2	5	0	5	0.4
<b>Dan Burdette</b>	<b>1</b>	<b>1</b>	<b>4</b>	<b>0</b>	<b>4</b>	<b>4.0</b>
<b>Austen Roberts</b>	<b>2</b>	<b>1</b>	<b>1</b>	<b>0</b>	<b>1</b>	<b>0.5</b>
T.J. Williams	10	1	-2	0	-2	-0.2
<b>Jack Fulford</b>	<b>12</b>	<b>2</b>	<b>-22</b>	<b>0</b>	<b>-22</b>	<b>-1.8</b>
TEAM	12	7	-17	0	-17	-1.4
Valdosta State	12	804	1619	2950	4569	380.8
Opponents	12	878	1299	2356	3655	304.6

PUNT RETURNS	No.	Yds	Avg	TD	Long
Roger King	18	195	10.8	1	65
Sherard Reynolds	13	123	9.5	0	37
Albert Dukes	1	17	17.0	0	0
<b>Gabe Mould</b>	<b>1</b>	<b>19</b>	<b>19.0</b>	<b>0</b>	<b>0</b>
Cameron Gannaway	0	-2	0.0	0	0
<b>Derrick Harris</b>	<b>0</b>	<b>20</b>	<b>0.0</b>	<b>1</b>	<b>20</b>
Valdosta State	33	372	11.3	2	65
Opponents	25	139	5.6	1	25

2009 returning player




2008 INDIVIDUAL STATS

INTERCEPTIONS	No.	Yds	Avg	TD	Long
Sherard Reynolds	4	132	33.0	1	94
T.J. Williams	1	1	1.0	0	1
<i>Larry Dean</i>	<i>1</i>	<i>27</i>	<i>27.0</i>	<i>1</i>	<i>27</i>
<i>Brian Buford</i>	<i>1</i>	<i>0</i>	<i>0.0</i>	<i>0</i>	<i>0</i>
Roger King	1	14	14.0	0	14
<i>Dudley Spence</i>	<i>1</i>	<i>0</i>	<i>0.0</i>	<i>0</i>	<i>0</i>
Eric Williams	1	29	29.0	0	29
<b>Valdosta State</b>	<b>10</b>	<b>203</b>	<b>20.3</b>	<b>2</b>	<b>94</b>
<b>Opponents</b>	<b>11</b>	<b>102</b>	<b>9.3</b>	<b>1</b>	<b>50</b>

KICK RETURNS	No.	Yds	Avg	TD	Long
T.J. Williams	9	136	15.1	0	29
<i>Isaiah Jupiter</i>	<i>9</i>	<i>147</i>	<i>16.3</i>	<i>0</i>	<i>37</i>
<i>Derrick Harris</i>	<i>8</i>	<i>112</i>	<i>14.0</i>	<i>0</i>	<i>28</i>
<i>Ronnye Nelson</i>	<i>4</i>	<i>63</i>	<i>15.8</i>	<i>0</i>	<i>23</i>
Demarcus Flanagan	4	46	11.5	0	24
Everett Kitchens	3	11	3.7	0	7
Chris Fultcher	3	4	1.3	0	4
Roger King	2	25	12.5	0	20
<i>Cedric Jones</i>	<i>2</i>	<i>45</i>	<i>22.5</i>	<i>0</i>	<i>39</i>
<i>Evan Gilles</i>	<i>1</i>	<i>0</i>	<i>0.0</i>	<i>0</i>	<i>0</i>
Sherard Reynolds	1	44	44.0	0	44
<b>Valdosta State</b>	<b>46</b>	<b>633</b>	<b>13.8</b>	<b>0</b>	<b>44</b>
<b>Opponents</b>	<b>60</b>	<b>1137</b>	<b>19.0</b>	<b>0</b>	<b>49</b>

FUMBLE RETURNS	No.	Yds	Avg	TD	Long
<i>Carlos Anderson</i>	<i>1</i>	<i>20</i>	<i>20.0</i>	<i>0</i>	<i>20</i>
Jermel Daniels	1	18	18.0	0	18
Sherard Reynolds	1	7	7.0	0	7
<i>Dudley Spence</i>	<i>0</i>	<i>55</i>	<i>0.0</i>	<i>1</i>	<i>55</i>
<b>Valdosta State</b>	<b>3</b>	<b>100</b>	<b>33.3</b>	<b>1</b>	<b>55</b>
<b>Opponents</b>	<b>4</b>	<b>90</b>	<b>22.5</b>	<b>1</b>	<b>69</b>

2009 returning player



ALL PURPOSE	G	Rush	Rec	PR	KOR	IR	Tot	Avg/G
<i>Ronnye Nelson</i>	<i>12</i>	<i>382</i>	<i>354</i>	<i>0</i>	<i>63</i>	<i>0</i>	<i>799</i>	<i>72.6</i>
T.J. Williams	10	-2	599	0	136	1	734	73.4
<i>Cedric Jones</i>	<i>11</i>	<i>8</i>	<i>551</i>	<i>0</i>	<i>45</i>	<i>0</i>	<i>604</i>	<i>54.9</i>
Albert Dukes	12	5	487	17	0	0	509	42.4
Markus Manson	12	447	53	0	0	0	500	41.7
<i>R.J. Bastone</i>	<i>12</i>	<i>0</i>	<i>397</i>	<i>0</i>	<i>0</i>	<i>0</i>	<i>397</i>	<i>33.1</i>
<i>Michael Brown</i>	<i>12</i>	<i>342</i>	<i>12</i>	<i>0</i>	<i>0</i>	<i>0</i>	<i>354</i>	<i>29.5</i>
Sherard Reynolds	12	0	0	123	44	132	299	24.9
<i>Isaiah Jupiter</i>	<i>10</i>	<i>0</i>	<i>107</i>	<i>0</i>	<i>147</i>	<i>0</i>	<i>254</i>	<i>25.4</i>
Chris Hart	12	243	0	0	0	0	243	20.2
Roger King	12	0	0	195	25	14	234	19.5
<i>Derrick Harris</i>	<i>12</i>	<i>66</i>	<i>0</i>	<i>20</i>	<i>112</i>	<i>0</i>	<i>198</i>	<i>16.5</i>
<i>Kody Case</i>	<i>11</i>	<i>0</i>	<i>159</i>	<i>0</i>	<i>0</i>	<i>0</i>	<i>159</i>	<i>14.5</i>
<i>Jackson Dean</i>	<i>12</i>	<i>0</i>	<i>105</i>	<i>0</i>	<i>0</i>	<i>0</i>	<i>105</i>	<i>8.8</i>
Tucker Pruitt	12	91	0	0	0	0	91	7.6
<i>Russ Callaway</i>	<i>12</i>	<i>71</i>	<i>0</i>	<i>0</i>	<i>0</i>	<i>0</i>	<i>71</i>	<i>5.9</i>
Chris Fultcher	12	0	46	0	4	0	50	4.2
Demarcus Flanagan	10	0	2	0	46	0	48	4.8
<i>Eric Sledge</i>	<i>8</i>	<i>0</i>	<i>29</i>	<i>0</i>	<i>0</i>	<i>0</i>	<i>29</i>	<i>3.6</i>
Eric Williams	12	0	0	0	0	29	29	2.4
<i>Larry Dean</i>	<i>12</i>	<i>0</i>	<i>0</i>	<i>0</i>	<i>0</i>	<i>27</i>	<i>27</i>	<i>2.2</i>
<i>Evan Gilles</i>	<i>12</i>	<i>0</i>	<i>24</i>	<i>0</i>	<i>0</i>	<i>0</i>	<i>24</i>	<i>2.0</i>
<i>Gabe Mould</i>	<i>9</i>	<i>0</i>	<i>3</i>	<i>19</i>	<i>0</i>	<i>0</i>	<i>22</i>	<i>2.4</i>
P.J. Curbeam	9	0	17	0	0	0	17	1.9
Everett Kitchens	12	0	0	0	11	0	11	0.9
<i>Dan Burdette</i>	<i>1</i>	<i>4</i>	<i>0</i>	<i>0</i>	<i>0</i>	<i>0</i>	<i>4</i>	<i>4.0</i>
<i>Tony Tanner</i>	<i>2</i>	<i>0</i>	<i>3</i>	<i>0</i>	<i>0</i>	<i>0</i>	<i>3</i>	<i>1.5</i>
Kendall Burton	5	0	2	0	0	0	2	0.4
<i>Austen Roberts</i>	<i>2</i>	<i>1</i>	<i>0</i>	<i>0</i>	<i>0</i>	<i>0</i>	<i>1</i>	<i>0.5</i>
Cameron Gannaway	11	0	0	-2	0	0	-2	-0.2
Jack Fulford	12	-22	0	0	0	0	-22	-1.8
TEAM	12	-17	0	0	0	0	-17	-1.5
<b>Valdosta State</b>	<b>12</b>	<b>1619</b>	<b>2950</b>	<b>372</b>	<b>633</b>	<b>203</b>	<b>5777</b>	<b>481.4</b>
<b>Opponents</b>	<b>12</b>	<b>1299</b>	<b>2356</b>	<b>139</b>	<b>1137</b>	<b>102</b>	<b>5033</b>	<b>419.4</b>



2008 DEFENSIVE STATISTICS

	GP	Tackles			TFL/Yds	Sacks		Pass Def			Fumbles		Blkd	
		Solo	Ast	Total		No-Yards	Int-Yds	BrUp	QBH	Rcv-Yds	FF	Kick	Saf	
<b>Larry Dean</b>	12	42	53	95	9.5-40	3.0-21	1-27	3	2	1-0	3	.	.	
Sherard Reynolds	12	36	35	71	1.5-2	.	4-132	2	.	3-7	1	.	.	
<b>Carlos Anderson</b>	12	37	30	67	7.5-44	3.5-37	.	3	1	1-20	1	.	.	
Everett Kitchens	12	34	33	67	3.0-4	.	.	6	.	1-0	.	.	.	
<b>Brian Buford</b>	10	27	28	55	7.5-16	1.5-7	1-0	.	1	.	.	.	.	
Lavarus Dollar	12	16	25	41	3.0-8	1.0-5	.	.	.	.	1	.	.	
Kiece Crite	12	18	23	41	4.0-19	2.0-18	.	.	1	.	.	.	.	
Demarcus Flanagan	10	18	22	40	0.5-2	.	.	.	1	2-0	.	.	.	
<b>Japree Miles</b>	11	24	15	39	1.0-2	.	.	1	.	1-0	1	.	.	
<b>Demario Jones</b>	12	12	25	37	8.0-28	1.0-2	.	.	3	2-0	1	.	.	
Jermel Daniels	12	9	24	33	2.5-9	2.0-5	.	3	.	1-18	1	.	.	
D.J. Boykin	12	17	15	32	.	.	.	1	.	.	.	.	.	
Eric Williams	12	19	13	32	1.0-3	.	1-29	1	.	1-0	1	.	.	
Roger King	12	18	9	27	4.0-20	.	1-14	5	.	.	.	.	.	
Bryant Thorpe	7	10	16	26	3.5-20	2.0-13	.	.	1	1-0	.	.	.	
<b>Dudley Spence</b>	9	15	10	25	1.0-2	.	1-0	1	1	0-55	.	.	.	
<b>Melvin Black</b>	11	10	13	23	6.0-23	2.5-12	.	2	1	.	2	.	.	
Cameron Gannaway	11	15	7	22	.	.	.	1	.	.	.	.	.	
Mark Sibenaller	12	4	18	22	2.0-9	1.5-8	.	1	.	.	.	.	.	
Cody Vining	11	7	13	20	.	.	.	.	2	.	.	.	.	
David Robinson	11	5	11	16	3.0-18	1.5-15	.	.	1	.	.	.	.	
<b>Devin Cannon</b>	12	4	10	14	.	.	.	3	.	.	.	.	.	
Antonia Johnson	12	4	9	13	3.5-12	1.5-6	.	.	.	.	.	.	.	
Fabian Whyllly	6	3	8	11	1.0-12	1.0-12	.	1	.	.	.	.	.	
<b>Schneider Cineus</b>	10	3	8	11	.	.	.	.	1	.	.	.	.	
<b>Caleb St. Louis</b>	10	4	5	9	3.5-10	0.5-3	.	.	1	.	.	.	.	
<b>Tyler Josey</b>	12	5	2	7	.	.	.	.	1	.	.	.	.	
Broderick Blue	6	2	4	6	1.5-5	0.5-4	.	1	.	1-0	.	.	.	
Justin Knott	11	1	4	5	0.5-0	.	.	.	.	.	.	.	.	
T.J. Williams	10	3	2	5	0.5-1	.	1-1	.	.	.	.	.	.	
James Hamilton	3	1	3	4	.	.	.	.	.	.	.	.	.	
Jerry Winfield	3	.	4	4	.	.	.	.	.	.	.	.	.	
Ryan Angel	5	2	2	4	2.0-8	.	.	.	.	.	.	.	.	
<b>Michael Brown</b>	12	1	2	3	.	.	.	.	.	.	.	.	.	
<b>Joey Farmer</b>	11	1	1	2	.	.	.	.	.	.	.	.	.	
<b>Ronnye Nelson</b>	11	2	.	2	.	.	.	1	.	.	.	.	.	
Zac Williams	8	1	1	2	.	.	.	.	.	.	.	.	.	
<b>Cedric Jones</b>	11	2	.	2	.	.	.	.	.	.	.	.	.	
<b>Gabe Mould</b>	9	1	1	2	.	.	.	.	.	.	.	1	.	
Chris Grant	2	2	.	2	.	.	.	.	.	.	.	.	.	
<b>Derrick Harris</b>	12	2	.	2	.	.	.	.	.	.	.	.	.	
<b>Gordon Steele</b>	11	1	.	1	.	.	.	.	.	.	.	.	.	
<b>Eric Sledge</b>	8	1	.	1	1.0-3	.	.	.	.	.	.	.	.	
<b>Jack Fulford</b>	12	1	.	1	.	.	.	.	.	.	.	.	.	
<b>Russ Callaway</b>	12	1	.	1	.	.	.	.	.	.	.	.	.	
<b>R.J. Bastone</b>	12	1	.	1	.	.	.	.	.	.	.	.	.	
<b>Bubba Boatright</b>	4	1	.	1	.	.	.	.	.	.	.	.	.	
Davis Nall	12	1	.	1	.	.	.	.	.	.	.	.	.	
Chris Fultcher	12	1	.	1	.	.	.	.	.	.	.	.	.	
Franklin Jones	2	1	.	1	.	.	.	.	.	.	.	.	.	
<b>Britt Wilson</b>	12	.	1	1	.	.	.	.	.	.	.	.	.	
Travis Dupart	12	1	.	1	.	.	.	.	.	.	.	.	.	
Matt Revercomb	8	.	1	1	.	.	.	.	.	.	.	.	.	
<b>Jeremy Reynolds</b>	1	1	.	1	.	.	.	.	.	.	.	.	.	
Albert Dukes	12	.	.	.	.	.	.	.	.	.	.	1	.	
TEAM	8	.	.	.	.	.	.	.	.	.	.	.	2	
<b>Valdosta State</b>	12	448	506	954	82-320	23-156	10-203	36	18	15-100	12	2	2	
<b>Opponents</b>	12	404	460	864	80.0-366	24-207	11-102	40	13	16-90	19	6	2	

2009 returning player



2008 GAME-BY-GAME STARTERS

OFFENSE

	WR	WR	LT	LG	C	RG
Fort Valley State	Isaiah Jupiter	Kody Case	Quentin Rainey	Decaris Leeks	Adam Hollingsworth	Kyle Fox
at Newberry	Isaiah Jupiter	Kody Case	Quentin Rainey	Decaris Leeks	Adam Hollingsworth	Kyle Fox
Ouachita Baptist	T.J. Williams	Eric Sledge	Quentin Rainey	Decaris Leeks	Adam Hollingsworth	Kyle Fox
at West Alabama	T.J. Williams	Cedric Jones	Quentin Rainey	Decaris Leeks	Adam Hollingsworth	Kyle Fox
Delta State	T.J. Williams	Cedric Jones	Quentin Rainey	Decaris Leeks	Adam Hollingsworth	Kyle Fox
at Henderson State	T.J. Williams	Cedric Jones	Britt Wilson	Decaris Leeks	Gordon Steele	Kyle Fox
Harding	T.J. Williams	Cedric Jones	Quentin Rainey	Decaris Leeks	Gordon Steele	Kyle Fox
at North Alabama	T.J. Williams	Cedric Jones	Quentin Rainey	Decaris Leeks	Gordon Steele	Kyle Fox
West Georgia	P.J. Curbeam	Cedric Jones	Quentin Rainey	Decaris Leeks	Gordon Steele	Bubba Turner
at Southern Arkansas	T.J. Williams	Isaiah Jupiter	Britt Wilson	Decaris Leeks	Gordon Steele	Kyle Fox
Carson-Newman	T.J. Williams	Cedric Jones	Quentin Rainey	Decaris Leeks	Gordon Steele	Kyle Fox
at North Alabama	T.J. Williams	Cedric Jones	Quentin Rainey	Decaris Leeks	Gordon Steele	Kyle Fox

	RT	WR	WR	QB	RB
Fort Valley State	Davis Nall	Jackson Dean	R.J. Bastone	Tucker Pruitt	Ronnye Nelson
at Newberry	Davis Nall	Jackson Dean	R.J. Bastone	Tucker Pruitt	Ronnye Nelson
Ouachita Baptist	Davis Nall	Albert Dukes	R.J. Bastone	Chris Hart	Ronnye Nelson
at West Alabama	Davis Nall	Albert Dukes	R.J. Bastone	Chris Hart	Markus Manson
Delta State	Davis Nall	Albert Dukes	R.J. Bastone	Chris Hart	Ronnye Nelson
at Henderson State	Davis Nall	Albert Dukes	R.J. Bastone	Chris Hart	Ronnye Nelson
Harding	Davis Nall	Albert Dukes	R.J. Bastone	Tucker Pruitt	Markus Manson
at North Alabama	Davis Nall	Albert Dukes	R.J. Bastone	Tucker Pruitt	Ronnye Nelson
West Georgia	Davis Nall	Albert Dukes	Chris Fultcher	Tucker Pruitt	Markus Manson
at Southern Arkansas	Davis Nall	Albert Dukes	R.J. Bastone	Tucker Pruitt	Ronnye Nelson
Carson-Newman	Davis Nall	Albert Dukes	R.J. Bastone	Tucker Pruitt	Ronnye Nelson
at North Alabama	Davis Nall	Albert Dukes	R.J. Bastone	Tucker Pruitt	Evan Gilles

DEFENSE

	DE	NG	DT	DE	OLB	MLB
Fort Valley State	Melvin Black	Demario Jones	Jermel Daniels	Bryant Thorpe	Larry Dean	Lavarus Dollar
at Newberry	Melvin Black	Demario Jones	Mark Sibenaller	Bryant Thorpe	Larry Dean	Lavarus Dollar
Ouachita Baptist	Justin Knott	Demario Jones	Mark Sibenaller	Bryant Thorpe	Larry Dean	Lavarus Dollar
at West Alabama	Melvin Black	Demario Jones	Jermel Daniels	Mark Sibenaller	Larry Dean	Kiece Crite
Delta State	Melvin Black	Demario Jones	Jermel Daniels	Justin Knott	Larry Dean	Kiece Crite
at Henderson State	Melvin Black	Demario Jones	Jermel Daniels	Mark Sibenaller	Larry Dean	Kiece Crite
Harding	Melvin Black	Demario Jones	Cody Vining*	Bryant Thorpe	Larry Dean	Kiece Crite
at North Alabama	Melvin Black	Demario Jones	Mark Sibenaller	Tyler Josey	Larry Dean	Kiece Crite
West Georgia	Lavarus Dollar	Demario Jones	Jermel Daniels	Mark Sibenaller	Larry Dean	Demarcus Flanagan
at Southern Arkansas	Lavarus Dollar	Demario Jones	Jermel Daniels	Mark Sibenaller	Larry Dean	Kiece Crite
Carson-Newman	Melvin Black	Demario Jones	Jermel Daniels	Bryant Thorpe	Larry Dean	Demarcus Flanagan
at North Alabama	Melvin Black	Demario Jones	Jermel Daniels	Bryant Thorpe	Larry Dean	Demarcus Flanagan

	OLB	LCB	FS	SS	RCB
Fort Valley State	Japree Miles	Carlos Anderson	Sherard Reynolds	Everett Kitchens	Roger King
at Newberry	Fabian Whyllly	Carlos Anderson	Sherard Reynolds	Everett Kitchens	Roger King
Ouachita Baptist	Brian Buford	Carlos Anderson	Sherard Reynolds	Everett Kitchens	Roger King
at West Alabama	Brian Buford	Carlos Anderson	Sherard Reynolds	Everett Kitchens	Roger King
Delta State	Brian Buford	Carlos Anderson	Sherard Reynolds	Everett Kitchens	Roger King
at Henderson State	Brian Buford	Carlos Anderson	Sherard Reynolds	Everett Kitchens	Roger King
Harding	Brian Buford	Carlos Anderson	Sherard Reynolds	Everett Kitchens	Roger King
at North Alabama	Brian Buford	Carlos Anderson	Sherard Reynolds	Everett Kitchens	Roger King
West Georgia	Brian Buford	Everett Kitchens	Sherard Reynolds	Eric Williams	Roger King
at Southern Arkansas	Brian Buford	Carlos Anderson	Sherard Reynolds	Everett Kitchens	Roger King
Carson-Newman	Japree Miles	Carlos Anderson	Sherard Reynolds	Everett Kitchens	Roger King
at North Alabama	Japree Miles	Carlos Anderson	Sherard Reynolds	Everett Kitchens	Roger King

\*started at LB



## 2008 GAME-BY-GAME PARTICIPATION

Name	GP/GS	FVSU	NEW	OBU	UWA	DSU	HSU	HU	UNA	UWG	SAU	CN	UNA
Carlos Anderson	12/11	CB	CB	CB	CB	CB	CB	CB	CB	cb	CB	CB	CB
R.J. Bastone	12/11	WR	WR	WR	WR	WR	WR	WR	WR	wr	WR	WR	WR
Melvin Black	11/10	DE	DE	de	DE	DE	DE	DE	DE	de	inj	DE	DE
Broderick Blue	6/0	lb	dnp	dnp	dnp	de	de	de	dnp	de	de	dnp	dnp
Bubba Boatwright	4/0	dt	inj	inj	inj	dnp	dnp	dt	dnp	dt	dt	dnp	dnp
D.J. Boykin	12/0	fs	fs	fs	fs	fs	fs	fs	fs	fs	fs	fs	fs
Michael Brown	12/0	rb	rb	rb	rb	rb	rb	rb	rb	rb	rb	rb	rb
Brian Buford	10/8	lb	lb	LB	LB	LB	LB	LB	LB	LB	LB	inj	inj
Kendall Burton	5/1	wr	WR	wr	dnp	dnp	wr	dnp	dnp	wr	dnp	dnp	dnp
Russ Callaway	12/0	qb	qb	st	qb	st	st	st	st	qb	qb	st	qb
Devin Cannon	12/0	cb	cb	cb	cb	cb	cb	cb	cb	cb	cb	cb	cb
Kody Case	11/2	WR	WR	wr	inj	wr	wr	wr	wr	wr	wr	wr	wr
Schneider Cineus	10/0	de	de	de	de	de	de	de	de	de	de	dnp	dnp
Kiece Crite	12/6	lb	lb	lb	LB	LB	LB	LB	LB	lb	LB	lb	lb
P.J. Curbeam	9/1	wr	wr	dnp	wr	dnp	dnp	wr	wr	WR	wr	wr	st
Jermel Daniels	12/8	DT	dt	dt	DT	DT	DT	dt	dt	DT	DT	DT	DT
Jackson Dean	12/2	WR	WR	wr	wr	wr	st	wr	wr	wr	wr	wr	wr
Larry Dean	12/12	LB	LB	LB	LB	LB	LB	LB	LB	LB	LB	LB	LB
Lavarus Dollar	12/5	LB	LB	LB	lb	lb	de	de	de	DE	DE	de	de
Albert Dukes	12/10	wr	wr	WR	WR	WR	WR	WR	WR	WR	WR	WR	WR
Travis Dupart	12/0	ot	ot	ot	ot	ot	ot	ot	ot	ot	ot	ot	ot
Joey Farmer	12/12	LS	LS	LS	LS	LS	LS	LS	LS	LS	LS	LS	LS
Demarcus Flanagan	10/3	dnp	dnp	lb	lb	lb	lb	lb	lb	LB	lb	LB	LB
Kyle Fox	12/12	OG	OG	OG	OG	OG	OG	OG	OG	og	OG	OG	OG
Jack Fulford	12/12	P	P	P	P	P	P	P	P	P	P	P	P
Chris Fultcher	12/1	te	te	te	te	te	te	te	te	TE	te	te	te
Cameron Gannoway	11/0	cb	dnp	cb	cb	cb	cb	cb	cb	cb	cb	cb	cb
Evan Gilles	12/1	fb	st	st	st	fb	fb	fb	fb	fb	fb	fb	FB
Derrick Harris	12/0	rb	rb/cb	cb	cb	cb	st	cb	st	cb	cb	st	st
Chris Hart	12/5	qb	qb	QB	QB	QB	QB	qb	qb	qb	qb	qb	qb
Lance Helton	12/0	og	og	og	og	og	og	og	og	og	og	og	og
Adam Hollingsworth	5/5	C	C	C	C	C	inj	inj	inj	inj	inj	inj	inj
Antonia Johnson	12/0	dt	dt	dt	dt	dt	dt	dt	dt	dt	dt	dt	dt
Cedric Jones	11/8	wr	dnp	wr	WR	WR	WR	WR	WR	WR	wr	WR	WR
Demario Jones	12/12	NT	NT	NT	NT	NT	NT	NT	NT	NT	NT	NT	NT
Tyler Josey	12/1	dt	dt	dt	dt	dt	dt	dt	DE	de	de	de	de
Isaiah Jupiter	10/3	WR	WR	dnp	wr	wr	inj	wr	wr	wr	WR	wr	wr
Roger King	12/12	CB	CB	CB	CB	CB	CB	CB	CB	CB	CB	CB	CB
Everett Kitchens	12/12	SS	SS	SS	SS	SS	SS	SS	SS	CB	SS	SS	SS
Justin Knott	12/2	de	de	DE	de	DE	de	de	de	de	de	de	de
Decaris Leeks	12/12	OG	OG	OG	OG	OG	OG	OG	OG	OG	OG	OG	OG
Markus Manson	12/3	rb	rb	rb	RB	rb	rb	RB	rb	RB	rb	rb	rb
Japree Miles	11/3	LB	inj	lb	lb	lb	lb	lb	lb	lb	lb	LB	LB
Gabe Mould	9/0	fb	st	fb	fb	st	fb	fb	dnp	fb	fb	dnp	dnp
Davis Nail	12/12	OT	OT	OT	OT	OT	OT	OT	OT	OT	OT	OT	OT
Ronnye Nelson	11/9	RB	RB	RB	rb	RB	RB	inj	RB	rb	RB	RB	RB
Tucker Pruitt	12/8	QB	QB	qb	qb	st	qb	QB	QB	QB	QB	QB	QB
Quentin Rainey	10/10	OT	OT	OT	OT	OT	inj	OT	OT	OT	inj	OT	OT
Matt Revercomb	8/0	fb	fb	fb	fb	fb	st	st	dnp	fb	dnp	dnp	dnp
Sherard Reynolds	12/12	FS	FS	FS	FS	FS	FS	FS	FS	FS	FS	FS	FS
David Robinson	11/0	lb	lb	dnp	de	de	de	de	de	de	de	de	de
Devin Sabina	4/4	dnp	dnp	dnp	dnp	dnp	dnp	dnp	dnp	PK	PK	PK	PK
Mark Sibenaller	12/7	dt	DT	DT	DE	dt	DE	de	DT	DE	DE	de	de
Eric Sledge	8/1	wr	wr	WR	wr	dnp	dnp	st	st	wr	wr	dnp	dnp
Dudley Spence	9/0	ss	ss	ss	ss	ss	ss	ss	ss	inj	inj	dnp	ss
Caleb St. Louis	10/0	dt	dt	de	de	dt	dt	dt	dt	dt	dt	dnp	dnp
Gordon Steele	12/7	c	c	c	c	c	C	C	C	C	C	C	C
Bryant Thorpe	7/6	DE	DE	DE	inj	inj	inj	DE	dnp	de	inj	DE	DE
Bubba Turner	12/1	og	og	og	og	og	og	og	og	OG	og	og	og
Cody Vining	11/1	lb	lb	lb	inj	lb	st	LB	lb	lb	lb	lb	lb
Dante Wells	9/0	og	og	og	og	og	dnp	og	og	og	og	dnp	dnp
Fabian Whyllly	7/1	lb	LB	lb	dnp	lb	dnp	lb	dnp	lb	lb	dnp	dnp
Eric Williams	12/1	ss	ss	ss	ss	ss	ss	ss	ss	SS	ss	ss	ss
T.J. Williams	10/9	dnp	dnp	WR	WR	WR	WR	WR	WR	wr	WR	WR	WR
Zac Williams	8/8	PK	PK	PK	PK	PK	PK	PK	PK	inj	inj	inj	inj
Britt Wilson	12/2	ot	ot	ot	ot	ot	OT	ot	ot	ot	OT	ot	ot

Starters in all CAPS; dnp = did not play; inj = missed game due to injury; st = special teams



2008 SUPERLATIVES

VALDOSTA STATE INDIVIDUAL GAME HIGHS

Rushes	20	Chris Hart vs. Delta State (Oct. 2)
Yards Rushing	129	Michael Brown vs. West Georgia (Oct. 30)
TD Rushes	2	Tucker Pruitt vs. West Georgia (Oct. 30)
Long Rush	58	Ronnye Nelson vs. Delta State (Oct. 2)
Pass attempts	41	twice last - Chris Hart vs. Delta State (Oct. 2)
Pass completions	24	Chris Hart at West Alabama (Sept. 27)
Yards Passing	373	Chris Hart vs. Ouachita Baptist (Sept. 20)
TD Passes	4	Chris Hart at Southern Arkansas (Nov. 3)
Long Pass	76	Chris Hart vs. Ouachita Baptist (Sept. 20)
Receptions	9	Cedric Jones at Henderson State (Oct. 11)
Yards Receiving	167	T.J. Williams vs. Ouachita Baptist (Sept. 20)
TD Receptions	2	three times last - Albert Dukes at Southern Arkansas (Nov. 3)
Long Reception	76	T.J. Williams vs. Ouachita Baptist (Sept. 20)
Field Goals	1	six times last - Devin Sabina vs. North Alabama (Nov. 22)
Long Field Goal	46	Zac Williams at West Alabama (Sept. 27)
Punts	7	twice last - Jack Fulford vs. Harding (Oct. 18)
Punting Avg	47.1	Jack Fulford vs. Harding (Oct. 18)
Long Punt	60	Jack Fulford vs. Harding (Oct. 18)
Long Punt Return	65	Roger King at Henderson State (Oct. 11)
Long Kickoff Return	44	Sherard Reynolds vs. Fort Valley State (Aug. 23)
Tackles	17	Larry Dean vs. Harding (Oct. 18)
Sacks	2.0	Larry Dean at Newberry (Aug. 30)
Tackles For Loss	4.5	Demario Jones at North Alabama (Oct. 30)
Interceptions	1	10 times last - Eric Williams and T.J. Williams vs. Harding (Oct. 18)

VALDOSTA STATE TEAM GAME HIGHS

Rushes	41	twice last - vs. West Georgia (Oct. 30)
Yards Rushing	283	vs. Fort Valley State (Aug. 23)
Yards Per Rush	7.1	vs. Fort Valley State (Aug. 23)
TD Rushes	4	vs. West Georgia (Oct. 30)
Pass attempts	47	at West Alabama (Sept. 27)
Pass completions	29	at Southern Arkansas (Nov. 3)
Yards Passing	422	vs. Ouachita Baptist (Sept. 20)
Yards Per Pass	12.4	vs. Fort Valley State (Aug. 23)
TD Passes	6	vs. Fort Valley State (Aug. 23)
Total Plays	72	twice last - at North Alabama (Oct. 30)
Total Offense	555	vs. Fort Valley State (Aug. 23)
Yards Per Play	9.0	vs. Fort Valley State (Aug. 23)
Points	56	vs. Fort Valley State (Aug. 23)
Sacks By	4	twice last - at Henderson State (Oct. 11)
First Downs	28	vs. Fort Valley State (Aug. 23)
Penalties	12	vs. Delta State (Oct. 2)
Penalty Yards	142	at West Alabama (Sept. 27)
Turnovers	5	vs. Delta State (Oct. 2)
Interceptions By	3	vs. Delta State (Oct. 2)

OPPONENT INDIVIDUAL GAME HIGHS

Rushes	22	Bernard Palmer of Henderson State (Oct. 11)
Yards Rushing	83	Mike McLendon of North Alabama (Oct. 30)
TD Rushes	3	twice last - Buck Wakefield of Carson-Newman (Nov. 15)
Long Rush	51	Mike McLendon of North Alabama (Oct. 30)
Pass attempts	53	David Knighton of Harding (Oct. 18)
Pass completions	33	twice last - David Knighton of Harding (Oct. 18)
Yards Passing	315	David Knighton of Harding (Oct. 18)
TD Passes	3	Roch Charpentier of Henderson State (Oct. 11)
Long Pass	56	Ryan McCombie of Southern Arkansas (Nov. 3)
Receptions	11	Trevar Deed of Delta State (Oct. 2)
Yards Receiving	105	Chad Schroeder of Delta State (Oct. 2)
TD Receptions	2	Greg Godfrey of Henderson State (Oct. 11)
Long Reception	56	Michael Chatman of Southern Arkansas (Nov. 3)
Field Goals	2	four times last - Tom Schneider of North Alabama (Oct. 30)
Long Field Goal	42	Tom Schneider of North Alabama (Oct. 30)
Punts	11	Jake Grubbs of Fort Valley State (Aug. 23)
Punting Avg	43.8	Brock Sharp of West Alabama (Sept. 27)
Long Punt	56	twice last - Micah Canterbury of Harding (Oct. 18)
Long Punt Return	21	Clarence Wright of Southern Arkansas (Nov. 3)
Long Kickoff Return	49	Brandenn Pickett of North Alabama (Oct. 30)
Tackles	14	Jason Thomasson of Harding (Oct. 18)
Sacks	2.0	three times last - Simeon Oston of Southern Arkansas (Nov. 3)
Tackles For Loss	2.5	Robert McKee of Ouachita Baptist (Sept. 20)
Interceptions	1	11 times last - Randolph Saint-Fleur of Carson-Newman (Nov. 15)

OPPONENT TEAM GAME HIGHS

Rushes	51	Fort Valley State (Aug. 23)
Yards Rushing	185	Carson-Newman (Nov. 15)
Yards Per Rush	4.9	Southern Arkansas (Nov. 3)
TD Rushes	3	three times last - North Alabama (Nov. 22)
Pass attempts	58	Delta State (Oct. 2)
Pass completions	33	twice last - Harding (Oct. 18)
Yards Passing	343	Delta State (Oct. 2)
Yards Per Pass	6.6	North Alabama (Nov. 22)
TD Passes	3	Henderson State (Oct. 11)
Total Plays	95	Delta State (Oct. 2)
Total Offense	436	Delta State (Oct. 2)
Yards Per Play	5.0	North Alabama (Oct. 30)
Points	41	North Alabama (Oct. 30)
Sacks By	4	Newberry (Aug. 30)
First Downs	24	Delta State (Oct. 2)
Penalties	14	Delta State (Oct. 2)
Penalty Yards	124	Fort Valley State (Aug. 23)
Turnovers	6	Delta State (Oct. 2)
Interceptions By	3	West Alabama (Sept. 27)



2008 GULF SOUTH CONFERENCE STANDINGS

	Conference					Overall					Home	Away	Neutral	Streak
	W	L	Pct.	For	Opp.	W	L	Pct.	For	Opp.				
Delta State	8	0	1.000	310	159	10	2	.833	435	316	5-1	5-1	0-0	Lost 1
North Alabama	7	1	.875	350	124	12	2	.857	578	243	4-0	8-2	0-0	Lost 1
<b>Valdosta State</b>	<b>6</b>	<b>2</b>	<b>.750</b>	<b>236</b>	<b>154</b>	<b>9</b>	<b>3</b>	<b>.750</b>	<b>340</b>	<b>223</b>	<b>5-1</b>	<b>4-2</b>	<b>0-0</b>	<b>Lost 1</b>
Ouachita Baptist	5	3	.625	236	245	7	3	.700	341	297	4-1	3-2	0-0	Won 5
Arkansas-Monticello	5	3	.625	283	252	7	4	.636	377	320	3-2	4-2	0-0	Lost 2
Henderson State	4	4	.500	280	246	5	5	.500	328	284	2-3	3-2	0-0	Lost 1
Arkansas Tech	4	4	.500	270	284	5	5	.500	305	336	3-2	2-3	0-0	Won 1
West Alabama	2	6	.250	183	217	4	7	.364	283	273	3-2	1-5	0-0	Lost 2
Southern Arkansas	2	6	.250	165	245	2	8	.200	200	336	1-3	1-4	0-1	Won 1
Harding	1	7	.125	237	327	2	9	.182	336	442	2-3	0-6	0-0	Lost 5
West Georgia	0	8	.000	102	399	0	10	.000	124	448	0-5	0-5	0-0	Lost 14

2008 BLAZER HONORS

<b>AP Little All-America</b> <b>First Team</b> Sherard Reynolds, Free Safety	<b>Daktronics All-South Region</b> <b>First Team</b> Sherard Reynolds, Free Safety	<b>Second Team</b> Albert Dukes, Wide Receiver Larry Dean, Linebacker Jack Fulford, Punter Joey Farmer, Deep Snapper	<b>GSC Special Teams Player of the Week</b> <b>October 19</b> Jack Fulford, Punter
<b>Daktronics All-America</b> <b>First Team</b> Sherard Reynolds, Free Safety	<b>Football Gazette All-South Region</b> <b>First Team</b> Sherard Reynolds, Free Safety	<b>GSC Co-Freshman of the Year</b> Chris Hart, Quarterback	
<b>D2Football.com All-America</b> <b>Second Team</b> Sherard Reynolds, Free Safety	<b>Second Team</b> Demario Jones, Defensive Tackle	<b>GSC All-Academic Team</b> Tucker Pruitt, Quarterback Dudley Spence, Strong Safety	
<b>Football Gazette All-America</b> <b>Third Team</b> Sherard Reynolds, Free Safety	<b>All-Gulf South Conference</b> <b>First Team</b> Sherard Reynolds, Defensive Back Demario Jones, Defensive Tackle		

AFCA TOP 25

DECEMBER 16

1. Minnesota-Duluth
2. Northwest Missouri State
3. North Alabama
4. Grand Valley State
5. Abilene Christian
6. California (Pa.)
7. Delta State
8. Pittsburg State
9. Chadron State
10. West Texas A&M
11. Bloomsburg
12. **Valdosta State**
13. Central Washington
14. Tuskegee
15. Ashland
16. Tusculum
17. West Chester
18. Carson-Newman
19. Wayne State (Neb.)
20. Edinboro
21. Indiana (Pa.)
22. Nebraska-Omaha
23. Minneosta State-Mankato
24. Seton Hill
25. American International

D2FOOTBALL.COM TOP 25

JANUARY 17

1. Minnesota-Duluth
2. Northwest Missouri State
3. Grand Valley State
4. Abilene Christian
5. North Alabama
6. Delta State
7. West Texas A&M
8. Pittsburg State
9. California (Pa.)
10. Chadron State
11. Central Washington
12. **Valdosta State**
13. Bloomsburg
14. Ashland
15. Tusculum
16. West Chester
17. Tuskegee
18. Minneosta State-Mankato
19. Carson-Newman
20. Wayne State (Neb.)
21. Nebraska-Omaha
22. Indiana (Pa.)
23. Edinboro
24. Seton Hill
25. American International

2008 NCAA DIVISION II  
SUPER REGION TWO RANKINGS

1. Delta State
2. North Alabama
3. **Valdosta State**
4. Tusculum
5. Albany State
6. Carson-Newman
7. Mars Hill
8. Wingate
9. Newberry
10. Arkansas-Monticello



**VSU IN THE NCAA STATISTICS**


Team	148 ranked
Total Offense	48th / 380.8
Total Defense	31st / 304.6
Rushing Offense	86th / 134.9
Rushing Defense	31st / 108.3
Passing Offense	36th / 245.8
Passing Efficiency	44th / 134.52
Passing Defense	70th / 196.3
Passing Efficiency Defense	20th / 104.91
Scoring Offense	59th / 28.3
Scoring Defense	24th / 18.6
Net Punting	26th / 34.5
Punt Returns	37th / 11.3
Punt Return Defense	16th / 5.6
Team Kickoff Returns	147th / 13.8
Kickoff Return Defense	62nd / 19.0
Turnover Margin	82nd / -0.17
Turnovers Lost	108th / 27
Fumbles Lost	135th / 16
Interceptions Thrown	58th / 11
Turnovers Gained	50th / 25
Fumbles Recovered	19th / 15
Passes Intercepted	94th / 10
Pass Sacks	76th / 2.1
Pass Sacks Allowed	65th / 2.0
Tackles for Loss	60th / 6.8
Tackles for Loss Allowed	78th / 6.7
Third Down Conversions	84th / 35.7%
Third Down Conversions Allowed	52nd / 34.0%
Fourth Down Conversions	69th / 44.8%
Fourth Down Conversions Allowed	118th / 56.0%
Penalties Per Game	114th / 8.3
Penalty Yards Per Game	96th / 69.2
First Down Offense	69th / 18.7
First Down Defense	58th / 17.8
Time of Possession	113th / 28:26

Individual	100 ranked
Passing Efficiency	Chris Hart 40th / 139.58
Total Offense	Chris Hart 88th / 173.7
Receptions	Cedric Jones 59th / 5.2
Interceptions	Sherard Reynolds 90th / 0.3
Punting	Jack Fulford 19th / 40.8
Punt Returns	Roger King 30th / 10.8
Points Responsible For	Chris Hart 74th / 10.5
Completions Per Game	Chris Hart 90th / 11.9
Total Passing Yards	Chris Hart 67th / 1841
Passing Yards Per Game	Chris Hart 86th / 153.4
Fumbles Forced	Larry Dean 78th / 0.25
Fumbles Recovered	Sherard Reynolds 50th / 0.25

**VSU IN THE GSC STATISTICS**

Team	11 ranked
Total Offense	8th / 380.8
Total Defense	1st / 304.6
Rushing Offense	8th / 134.9
Rushing Defense	4th / 108.3
Passing Offense	8th / 245.8
Passing Efficiency	5th / 134.52
Passing Defense	2nd / 196.3
Passing Efficiency Defense	2nd / 104.91
Scoring Offense	8th / 28.3
Scoring Defense	2nd / 18.6
Net Punting	1st / 34.5
Punt Returns	5th / 11.3
Punt Return Defense	1st / 5.6
Team Kickoff Returns	11th / 13.8
Kickoff Return Defense	5th / 19.0
Turnover Margin	6th / -0.17
Turnovers Lost	6th / 27
Fumbles Lost	9th / 16
Interceptions Thrown	4th / 11
Turnovers Gained	6th / 25
Fumbles Recovered	2nd / 15
Passes Intercepted	8th / 10
Pass Sacks	3rd / 2.1
Pass Sacks Allowed	6th / 2.0
Tackles for Loss	5th / 6.8
Third Down Conversions	8th / 35.7%
Third Down Conversions Allowed	3rd / 34.0%
Fourth Down Conversions	6th / 44.8%
Fourth Down Conversions Allowed	8th / 56.0%
Penalties Per Game	6th / 8.3
Penalty Yards Per Game	4th / 69.2
First Down Offense	9th / 18.7
First Down Defense	2nd / 17.8
Time of Possession	8th / 28:26

Individual	
Passing Yards Per Game	Chris Hart 9th / 153.4
Passing Efficiency	Chris Hart 4th / 139.58
Total Offense	Chris Hart 9th / 173.7
Interceptions	Sherard Reynolds 8th / 0.3
Punting	Jack Fulford 3rd / 40.8
Punt Returns	Roger King 6th / 10.8
	Sherard Reynolds 7th / 9.5
Tackles	Larry Dean 9th / 7.9
	Sherard Reynolds 20th / 5.9
	Carlos Anderson 25th / 5.6
	Everett Kitchens 25th / 5.6
	Brian Buford 28th / 5.5
Fumbles Forced	Larry Dean 10th / 0.25
Fumbles Recovered	Sherard Reynolds 4th / 0.25



## HISTORY AND RECORDS



VALDOSTA STATE AND THE HARLON HILL TROPHY


Valdosta State football has played a large role in the selection of the Division II player-of-the-year, who receives the coveted Harlon Hill Trophy during festivities held in conjunction with the national championship game in early December each year. The trophy is named after former Florence State Teacher's College (now University of North Alabama) wide receiver Harlon Hill, who went on to start for the Chicago Bears in the NFL.

In 1994, Chris Hatcher won the Hill trophy by the second largest vote margin in the 17-year history of the award. Hatcher won the award after throwing for 4,076 yards and 55 touchdowns, against just 10 interceptions, while completing 367 of 508 passes. Hatcher led Division II in passing efficiency during the regular season and directed VSU to its first Division II post-season appearance.

Two years later, Lance Funderburk, his successor as Blazer quarterback, was runner-up for the prestigious honor. Funderburk completed 342 of 532 passes on the season, a .643 completion percentage, and threw 38 touchdowns while being intercepted 14 times. His 4,226 yards passing on the year are both a Valdosta State and Gulf South Conference record.

In 2000, then junior quarterback Dusty Bonner was a landslide winner of the award, making Valdosta State one of only three schools to boast multiple winners. Bonner directed VSU to a 10-2 mark on the year while completing 351 of 488 passes. He tied Hatcher's Blazer and Gulf South Conference mark of 55 touchdown passes, against just eight interceptions, and tallied 4,126 yards.

In 2001, Bonner took home the gold once again, becoming only the second player in the history of the award to win it back-to-back. Bonner completed 298 of his 425 passing attempts for 4,037, becoming the first player in VSU history to throw more than 4,000 yards in back-to-back years. The senior threw 52 touchdowns and 14 interceptions while completing 70.1% of his passes.



Dusty Bonner  
2000 and 2001 winner

VALDOSTA STATE'S HARLON HILL FINALISTS

Chris Hatcher

1991-94 • 1994 Harlon Hill Trophy Winner

Year	Att	Comp	Int.	Pct.	Yds	TDs
1991	150	81	4	.540	1088	8
1992	400	264	14	.660	2548	21
1993	471	335	11	.711	3651	37
1994	508	367	10	.722	4076	55
<b>Totals</b>	<b>1529</b>	<b>1047</b>	<b>39</b>	<b>.685</b>	<b>11,363</b>	<b>121</b>

Lance Funderburk

1992-96 • 1996 Harlon Hill Trophy Runner-up

Year	Att	Comp	Int.	Pct.	Yds	TDs
1992	10	5	1	.500	40	0
1993	41	28	0	.683	220	3
1995	544	356	12	.654	3706	26
1996	532	342	14	.643	4226	38
<b>Totals</b>	<b>1127</b>	<b>731</b>	<b>27</b>	<b>.649</b>	<b>8192</b>	<b>67</b>


Dusty Bonner

2000-01 • 2000 and 2001 Harlon Hill Trophy Winner

Year	Att	Comp	Int.	Pct.	Yds	TDs
2000	488	351	8	.719	4126	55
2001	425	298	14	.701	4037	52
<b>Totals</b>	<b>913</b>	<b>649</b>	<b>22</b>	<b>.711</b>	<b>8163</b>	<b>107</b>



Chris Hatcher  
1994 winner



Lance Funderburk  
1996 runner-up

**VALDOSTA STATE ATHLETIC HALL OF FAME**

Initiated in 1997, the Valdosta State University Athletic Hall of Fame is an honorary society begun 12 years ago to further enhance the sparkling reputation of VSU athletics. Seven former student-athletes and one former coach/administrator comprised the inaugural class. Four more standouts were added in 1998, six (including two alumni from Georgia State Womans College) entered in 1999, and four more joined the elite list each year from 2000 to 2006. Five were inducted in 2007, 2008 and 2009, bringing the membership to 61.

Nine former football players are members of the Hall. Jessie Tuggle was a member of the inaugural class, Antonio Edwards entered in 1999, Chris Hatcher came on board in 2001, Keith Moore was inducted in 2002 and Lance Funderburk was added in 2004. Dusty Bonner was voted into the Hall of Fame in 2007 while C.J. Lofton and Reggie Mosley entered in 2008 and Dallis Smith in 2009.


**Jessie Tuggle**

**Antonio Edwards**

**Chris Hatcher**

**1997 Class:** Eric Anderson, Men's Tennis, 1988-91; Sam Bowen, Men's Basketball, 1973-74; Eddie Brown, Men's Basketball, 1977-81; Chan Dixon, Women's Tennis, 1988-91; Joe Germano, Cross Country, 1976-77; Billy Grant, Coach/AD, 1959-84; Susan Taylor, Women's Basketball, 1976-80; Jessie Tuggle, Football, 1983-86

**1998 Class:** Gary Colson, Coach, 1958-68; Gene Felts, Baseball, 1971-74; Bobby Ritch, Men's Basketball, 1962-66; Shannon Williams, Women's Basketball, 1986-90

**1999 Class:** Candace Fincher, Women's Basketball, 1983-87; Nancy Irby, Women's Tennis, 1979-82; Louise Odom Howell, American Ball, 1931-35; Mike Perry, Baseball/Men's Basketball, 1960-64; Jackie Studstill, Women's Basketball, 1931-35; Cecil Whitehead, Baseball, 1976-78


**Keith Moore**

**Lance Funderburke**

**Dusty Bonner**

**2000 Class:** Antonio Edwards, Football, 1989-92; Willie Oxford, Men's Basketball, 1969-73; Kelly Scott, Baseball, 1979-80; Lyndal Worth, Coach, 1974-81

**2001 Class:** Briny Baird, Golf, 1994-95; JoJo Blaha, Baseball, 1984-87; Carol Chason, Women's Basketball, 1975-79; Chris Hatcher, Football, 1991-94

**2002 Class:** Mike Jones, Baseball, 1982-85; Ray McCully, Men's Basketball, 1962-66; Keith Moore, Football, 1984-87; Janice Washington, Women's Basketball, 1980-84

**2003 Class:** Jeff Agerter, Baseball, 1982-83; Sue Ann Christie, Women's Basketball, 1974-78; Masa Oreskovic, Women's Tennis, 1991-94; Olivia Parks, Softball, 1992-95


**C.J. Lofton**

**Reggie Mosley**

**Dallis Smith**

**2004 Class:** Lance Funderburk, Football, 1992-96; Daryl Greenan, Men's Tennis, 1991-95; Bridgett Moore, Women's Basketball, 1983-87; Bryan Shover, Baseball, 1992-95

**2005 Class:** 1979 National Championship Baseball Team; Tim Dominey, Men's Basketball, 1970-73; Sachin Kirtane, Men's Tennis, 1995-98; David Yarmitzky, Golf, 1990-92

**2006 Class:** Klaus Acker, Men's Tennis, 1997-98; Kevin Durkin, Golf, 1998-99; Tommy Thomas, Coach, 1967-2007; Dawn Wynn, Women's Basketball, 1991-95

**2007 Class:** Sal Almadeo, Baseball, 1977-79; Dusty Bonner, Football, 2000-01; Steve Roberts, Sports Information, 1981-2006; Nico Sablowski, Men's Tennis, 1998-2001; Tracy Spolden Kimethu, Women's Basketball, 1998-2001

**2008 Class:** Dr. Kurt Jacobson, Team Physician, 1984-present; C.J. Lofton, Football, 1999-2002; Kathy Kennedy Matthews, Women's Basketball, 1993-1997; Reggie Mosley, Football, 1999-2002; Aparna Sreenivasan, Women's Tennis 1999-2001

**2009 Class:** Tommy Clark, Supporter, 1966-present; James Dominey, Coach, 1971-2000; Cathy McCurdy Guzay, Women's Basketball, 1976-79; John Hansen, Coach, 1972-present; Dallis Smith, Football, 1983-86



**FORMER BLAZERS IN THE PROFESSIONAL RANKS**

A total of 24 Valdosta State Blazers have joined the pro ranks upon completing their eligibility at the school. These players have gone on to have successful careers at every level of professional football, including the National Football League, the Canadian Football League and the Arena Football League.

Valdosta State's most famous football alum, in terms of a post-VSU career, is former Atlanta Falcon Jessie Tuggle. Tuggle joined the Falcons in 1987 and spent his entire 13-year career with the team. He played in five Pro Bowls and ended his career with an NFL record five fumbles returned for touchdowns. Tuggle registered 12 straight 100-tackle seasons and ended his playing days with a team-record 2,065 tackles.

Richard Collier, who ended his VSU career in 2005 signed a free agent contract with the Jacksonville Jaguars prior to the 2006 season and played in four games at offensive tackle. He went on to appear in four more games during the 2007 season.

Maurice Leggett, who played on Valdosta State's 2004 and 2007 national championship squads, is VSU's latest entry into the NFL. Leggett signed a free agent contract with the Kansas City Chiefs in 2008 and appeared in 12 games, including three starts during the ensuing season. Leggett earned NFL Special Teams Player of the Week honors once during the season and was named the Chiefs' Rookie of the Year.

Other former Blazers to make the pro ranks have included: (first team, league) Mark Catano (Pittsburgh, NFL), Richard Freeman (Atlanta, NFL), Randy Fisher (New Orleans, NFL), Artie Ulmer (Atlanta, NFL), Robert Williams (Kansas City, NFL), Carlos Johnson (Philadelphia, NFL), Robert Morris (Seattle, NFL), Dusty Bonner (Atlanta, NFL), Antonio Edwards (Carolina, NFL), Mike Bowman (Green Bay, NFL), Brad Trout (Atlanta, NFL), Mike Berry (Indianapolis, NFL), Reggie Rhodes (Miami, NFL), Dominique Ross (Tampa Bay, NFL), Erasmus Harvey (Winnipeg, CFL), Lance Funderburke (Montreal, CFL), Ced Dickerson (Winnipeg, CFL), Andre Hampton (Shreveport, AFL), York Kurinsky (Birmingham, AFL), Willie Copeland (Miami Dolphins, NFL), Gerald Davis (Hamilton Tiger-Cats, CFL) and T.J. Williams (Manchester, AFL2)



**Richard Collier**



**Maurice Leggett**



**Gerald Davis**



**Jessie Tuggle**



BLAZER SUPERLATIVES

COLLEGE FOOTBALL HALL OF FAME INDUCTEES

2007 Jessie Tuggle

ALL-AMERICA HONOREES

- 1982 Mark Catano, OT
1984 Lenny Parker, LB; Keith Moore, K; Chris Dupree (HM)
1986 Jessie Tuggle, LB
1988 Robert Morris, DL; Jimmy Brookins, LB (2nd); Mikeal Lovejoy, S (2nd); Randy Fisher, FL (HM)
1989 Randy Fisher, FL
1990 Deon Searcy, FS; Jack McTyre, K
1991 Antonio Edwards, DE (Defensive Lineman of the Year)
1993 Chris Hatcher, QB; York Kurinsky, OT
1994 Chris Hatcher, QB
1996 Lance Funderbuck, QB
1997 Richard Freeman, DE

- 1998 Antonio Speed, LB (HM)
2000 Dusty Bonner, QB; C.J. Lofton, TE
2001 Dusty Bonner, QB; C.J. Lofton, TE; Reggie Mosley, WR; Tully Payne, C; Jason King, OT
2002 Aaron Jenkins, RB; C.J. Lofton, TE; Reggie Mosley, WR; Dewayne Smith, NG
2004 Will Rhody, K; Torrey Howard, OL; Tim Thompson, DL; Spencer Fortson, DB; Tyran Robinson, RB; Fabian Walker, QB
2006 Sherard Reynolds, FS
2007 Sherard Reynolds, FS; Cedric Jones, WR; William Montford, LB
2008 Sherard Reynolds, FS

ALL-GULF SOUTH CONFERENCE HONOREES

- 1982 Carl Armstrong, WR
Mark Catano, OT (2nd)
Cliff Fouty, LB (2nd)
Jimmy Francis, CB (2nd)
James Owens, QB (2nd)
1983 Lenny Parker, LB
Mark Catano, OT
Cliff Fouty, LB (2nd)
Dallis Smith, CB (2nd)
1984 Lenny Parker, LB
Dallis Smith, CB (2nd)
Jessie Tuggle, DE (2nd)
Timmy Massey, SS (2nd)
Chuck Dunmon, OG (2nd)
1985 Jessie Tuggle, LB
Dallis Smith, CB
Terry Mallory, P
Freddie Thomas, LB (2nd)
Jimmy Francis, FS (2nd)
Mark Dace, QB (2nd)
R.D. Swain, OG (2nd)
Darrien Teals, WR (2nd)
1986 Jessie Tuggle, LB (Def. POY)
Dallis Smith, CB
Randy Fisher, WR (Fresh. of Year)
Terry Mallory, P
R.D. Swain, OG (2nd)
James Gibson, DT (2nd)
Keith Reddings, DE (2nd)
1987 Randy Fisher, WR
Jimmy Brookins, LB (2nd)
1988 Randy Fisher, WR
Jimmy Brookins, LB
Buddy Phillips, OT
Robert Morris, DT (2nd)
1989 Randy Fisher, WR
Keith Jones, TE
Robert Morris, DE
Ramon Allen, RB (2nd)
Shaun Utley, LB (2nd)
Randy Williams, C (2nd)
1990 Antonio Edwards, DE
Jack McTyre, K
Dexter Holiday, WR (2nd)
1991 Antonio Edwards, DE
Chris Dupree, SS
Don Kelly, K

- Will O'Steen, C
Marcus Walker, DL (2nd)
Dexter Holiday, WR (2nd)
Scott Long, TE (2nd)
1992 Antonio Edwards, DE (Def. POY)
Chris Dupree, SS
Calvin Walker, WR
York Kurinsky, OT
Chris Hatcher, QB (2nd)
Matt Moore, OG (2nd)
Andre Hampton, DE (2nd)
Erasmus Harvey, LB (2nd)
1993 Chris Hatcher, QB
Calvin Walker, WR
York Kurinsky, OL
Andre Hampton, DE
Erasmus Harvey, LB
Tony Hill, SS
Stanley Flanders, RS (2nd)
1994 Chris Hatcher, QB (Off. POY)
Dominique Ross, FB
Robert Williams, WR
Stanley Flanders, WR
Matt Moore, OG
Andre Hampton, DE
Marcus Johnson, FS
Erasmus Harvey, LB (2nd)
Shay Williams, DE (2nd)
Edward Mitchell, LB (2nd)
1995 Tauese Letuli, OG
Sean Pender, WR
Lance Funderburke, QB (2nd)
Ryan Branch, LB (2nd)
Drew McPhail, OT (2nd)
Wayne DeVane, P (2nd)
1996 Lance Funderburke, QB (Off. POY)
Rodney Brown, WR
Sean Pender, WR
Felise Muai, OL
Artie Ulmer, DL
James Lockhart, LB
1997 Mike Bowman, WR
Richard Freeman, DE
Jesse Sutton, LB
Vontrell Mitchell, RB (2nd)
David Fox, DE (2nd)

- Arto Vartanian, DT (2nd)
Brad Trout, SS (2nd)
James Lightfoot, K (2nd)
Eric Doggett, RS (2nd)
1998 Arto Vartanian, DT
Antonio Speed, LB (Def. POY)
Jesse Sutton, LB
Dennis Fryzel, WR (2nd)
Vaughn Clark, CB (2nd)
1999 Antonio Speed, LB (Def. POY)
Michael Williams, LB
Vaughn Clark, CB
Jason King, OT (2nd)
Travis Francis, RB (2nd)
Bo Barilauskas, DT (2nd)
Willie Caldwell, NG (2nd)
Eric Doggett, RS (2nd)
2000 Dusty Bonner, QB (Off. POY)
C.J. Lofton, TE
Tully Payne, C (2nd)
Mike Fowler, LB (2nd)
Reggie Cockerm, LB (2nd)
Ced Dickerson, FS (2nd)
Derrick Hill, DE (2nd)
2001 Dusty Bonner, QB (Off. POY)
Reggie Mosley, WR, ST
C.J. Lofton, TE
Aaron Jenkins, RB
Bill Epps, OG
Jason King, OT
Reggie Cockerm, LB
Mike Fowler, LB
Ced Dickerson, Rover
Shaunta Dismuke, ST
Keith Gosse, OG (2nd)
Anthony Poole, DT (2nd)
Reggie Rhodes, DT (2nd)
Derek Braxton, CB (2nd)
2002 Aaron Jenkins, RB (Off. POY)
Buster Faulkner, QB
Reggie Mosley, WR
C.J. Lofton, TE
Torrey Howard, OG
Chance Hutto, OT
Dewayne Smith, NG
Tabious Carter, LB
Ced Dickerson, DB

- Reggie Rhodes, DT (2nd)
Marlin Adams, LB (2nd)
Jason Cost, LB (2nd)
2003 Torrey Howard, OG
Tim Thompson, DE
Jason Cost, LB
Andre Zellner, WR (2nd)
Derrick Hill, DE (2nd)
Dee Williford, LB (2nd)
Wesley Brown, FS (2nd)
Elliott Burkes, CB (2nd)
2004 Tyran Robinson, RB
Torrey Howard, OL
Tim Thompson, DE
Spencer Fortson, DB
Will Rhody, K
Derrick Hill, DE (2nd)
Terel Toomer, DL (2nd)
Leighton Cooley, OL (2nd)
Will Shelton, OL (2nd)
Sam Reynolds, DB (2nd)
Travis Tidwell, P (2nd)
2005 Tim Thompson, DE
Richard Collier, OT
Michael Green, K
Dedrick Morrison, DE (2nd)
2006 Cedric Jones, WR (Fresh. of Year)
Travis Harrison, DE
Sherard Reynolds, FS/RS
Shawn Harris, ST
Willie Copeland, QB (2nd)
William Montford, LB (2nd)
2007 Cedric Jones, WR
Sherard Reynolds, FS
William Montford, LB
Gerald Davis, OT
Maurice Leggett, BT
Travis Harrison, DE (2nd)
Michael Terry, RB (2nd)
2008 Sherard Reynolds, FS
Demario Jones, DT
Albert Dukes, WR (2nd)
Larry Dean, LB (2nd)
Jack Fulford, P (2nd)
Joey Farmer, DS (2nd)
Chris Hart, QB (Fresh. of Year)



ALL-TIME LETTERWINNERS

<b>A</b>		Dusty Bonner, QB ..... 2000-01	Reggie Cockerm, LB ..... 1997, 99-01	Chuck Dunmon, OT ..... 1982-85	
Ashley Abrams, DB ..... 1982	Bobby Booker, LB ..... 1987-89	Cary Cody, WR ..... 1982, 84-86	Jay Coley, WR ..... 1982	Andrew Dunn, C ..... 2006	
Bama Adams, WR ..... 2002-04	Abram Booty, WR ..... 2001	Richard Collier, OT ..... 2004-05	Keith Cooksey, WR ..... 1993, 95-97	Fred Dunn, LB ..... 2001-04	
Marlin Adams, LB ..... 2000-03	Shawn Bostick, C ..... 1990-93	Leighton Cooley, C ..... 2002-04	Greg Cooper, RB ..... 1998-00	Travis Dupart, OL ..... 2008	
Kevin Adkins, DB ..... 2004-06	Mike Bowman, WR ..... 1996-97	Nikko Cooper, WR ..... 1996, 1998	Marcus Copeland, FB ..... 1987-90	Chris Dupree, DB ..... 1989-91	
Howard Akers, WR ..... 1987-88	Robert Boyette, DL ..... 1982	Roger Copeland, LB ..... 1987	Willie Copeland, QB ..... 2006-07	<b>E</b>	
Timi Aganga-Williams, LB ..... 2002-03	D.J. Boykin, FS ..... 2008	Abundio Corchado, OL ..... 2006-07	Jeff Corley, DS ..... 1999-02	John Eaton, OG ..... 1982	Jos Edison, OT ..... 2003-06
Matt Alexander, OT ..... 1990-91	Keith Braddock, DB ..... 1993-94	Jason Cost, LB ..... 2000-03	Tye Cottle, QB ..... 1987-90	Antonio Edwards, DE ..... 1989-92	Kewon Edwards, LB ..... 1999
Jody Allen, DE ..... 1982	Delrick Bradley, DB ..... 1999-00	Tye Cottle, QB ..... 1987-90	Vic Crawford, DB ..... 1984	Rodney Edwards, LB ..... 2001-02	Calvin English, DE ..... 2002-05
Ramon Allen, RB ..... 1988-91	Ryan Branch, LB ..... 1993-96	Jeff Creveling, QB ..... 2003	Kiece Crite, LB ..... 2008	Bill Epps, OG ..... 1997-98, 2000-01	Cedric Evans, WR ..... 2007
Steve Allen, OT ..... 1982	Shawn Brannen, OT ..... 1993-94	Elkannah Crockett, DB ..... 1982	Nathan Cronin, QB ..... 1997-99	<b>F</b>	
Tony Allen, RB ..... 1985	Derek Braxton, DB ..... 1998-01	Kevin Crosby, FB ..... 1992	Michael Cullen, LB ..... 2005-07	Albert Fanoga, DB ..... 1995	Joey Farmer, LS ..... 2007-08
Greg Alley, OG ..... 1982-83	Kevin Bray, DB ..... 2006	P.J. Curbeam, WR ..... 2007-08	<b>D</b>		
Carlos Anderson, DB ..... 2006-08	Michael Brenton, OG ..... 1987-90	Mark Dace, QB ..... 1984-87	Rod Dalton, WR ..... 2000, 02-04	Leon Farmer, LB ..... 1985	Ken Fasnacht, WR ..... 1983
Kelvin Anderson, WR ..... 1993	Joey Brett, QB ..... 1991	Donnie Daniels, LB ..... 2004	Donnie Daniels, LB ..... 2004	Buster Faulkner, QB ..... 2001-03	Eric Faulkner, DE ..... 1984-87
Tirrell Andrews, WR ..... 1994-96	Miloz Brezic, DB ..... 2000-02	J.D. Daniels, WR ..... 1982	Jermel Daniels, DL ..... 2005-08	Eric Faulkner, DE ..... 1984-87	Jeffery Felton, WR ..... 2004-07
Ryan Angel, DT ..... 2008	Lardell Brinson, WR ..... 1994, 1996	Chance Darley, FS ..... 2005-07	Chris Davenport, LB ..... 1989-90	Jeffery Felton, WR ..... 2004-07	Matt Fiorelli, DE ..... 1992-95
Carl Armstrong, WR ..... 1982	Terrence Brisbon, RB ..... 1984	Calvin Davis, LB ..... 1990	Gerald Davis, OG ..... 2004-07	Matt Fiorelli, DE ..... 1992-95	Randy Fisher, WR ..... 1986-89
Cary Arneson, DB ..... 1982	Jason Brock, OG ..... 1989	Kelvin Davis, DT ..... 1988	Kelvin Davis, DT ..... 1988	Randy Fisher, WR ..... 1986-89	Mike Fitzpatrick, WR ..... 1990
Thomas Arnold, RB ..... 2005	Charles Brooks, DT ..... 1985	Mike Davis, WR ..... 1994-95	Reginald Davis, WR ..... 1988-91	Mike Fitzpatrick, WR ..... 1990	Demarcus Flanagan, LB ..... 2008
David Ashby, P ..... 1993-94	Adam Brown, DL ..... 1999, 2001-02	Reginald Davis, WR ..... 1988-91	Rick Davis, QB ..... 1982	Demarcus Flanagan, LB ..... 2008	Stanley Flanders, WR ..... 1993-94
Eddie Ashley, RB ..... 1990	Arthell Brown, DB ..... 2000-01	Rick Davis, QB ..... 1982	Jackson Dean, WR ..... 2007-08	Stanley Flanders, WR ..... 1993-94	Brad Fleming, OG ..... 2002-03
Tyler Aurandt, WR ..... 2003-06	Carlos Brown, FB ..... 1996	Jackson Dean, WR ..... 2007-08	Larry Dean, LB ..... 2007-08	Brad Fleming, OG ..... 2002-03	Tim Fleming, OG ..... 1993
Eugene Autry, DB ..... 1993-94	Josh Brown, DE ..... 2006	Larry Dean, LB ..... 2007-08	Shamonta Dean, DB ..... 1999-02	Tim Fleming, OG ..... 1993	Michael Flood, DB ..... 2002-05
<b>B</b>		Michael Brown, RB ..... 2008	Dustin DeHaven, DE ..... 2004-05	Michael Flood, DB ..... 2002-05	Tracy Flounoy, DL ..... 2003-04
Keith Backstrom, LB ..... 1988-89	Rodney Brown, WR ..... 1995-96	Shaun Calhoun, QB ..... 2003-04	Fran Delaney, DS ..... 1988-89	Tracy Flounoy, DL ..... 2003-04	Steve Foote, C ..... 1994-95
Darryl Baker, LB ..... 1999-02	Vincent Brown, RB ..... 2004-05	Clay Callaway, WR ..... 2004-07	Stephen Delk, K ..... 2002-04	Steve Foote, C ..... 1994-95	Reggie Ford, WR ..... 1982
Desmon Baker, DE ..... 1995-96	Wesley Brown, DB ..... 2000-03	Rod Callaway, DT ..... 1987-90	Jamie DeLoach, QB ..... 1992-95	Reggie Ford, WR ..... 1982	Spencer Fortson, DB ..... 2002-04
Mike Baldwin, DB ..... 1990	Chad Bryant, RB ..... 2005-06	Russ Callaway, QB ..... 2007-08	Wayne DeVane, P ..... 1994-97	Spencer Fortson, DB ..... 2002-04	Scott Foss, DB ..... 2002-05
Bryan Banks, OT ..... 1984-87	Brian Buford, FB ..... 2008	Bret Calzaretta, LB ..... 1982	Richard DeWees, LB ..... 1989	Scott Foss, DB ..... 2002-05	Cliff Fouty, LB ..... 1982-83
David Banks, TE ..... 1992-94	Dan Burdette, FB ..... 2007	Cedric Campbell, RB ..... 1984	Ced Dickerson, DB ..... 1999-02	Cliff Fouty, LB ..... 1982-83	Chris Fowler, DB ..... 2002-03
Tony Barnes, LB ..... 1999-00	Elliott Burkes, DB ..... 1999, 2002-03	Devin Cannon, CB ..... 2008	Jerry Dillard, K ..... 1993	Chris Fowler, DB ..... 2002-03	Mike Fowler, LB ..... 1999-01, 2006
Kenn Barnett, QB/P ..... 1999, 2002-04	Kendall Burton, WR ..... 2008	Vince Capece, LB ..... 1983-85	Shaunta Dismuke, DB ..... 1999, 2001	Mike Fowler, LB ..... 1999-01, 2006	David Fox, DE ..... 1996-98
Rodrigus Bartell, WR ..... 1986	<b>C</b>		Derek Dixon, DB ..... 1997-98	David Fox, DE ..... 1996-98	Kyle Fox, OT ..... 2007-08
Bo Barzilauskas, DL ..... 1999	Shaun Calhoun, QB ..... 2003-04	Clay Callaway, WR ..... 2004-07	Dustin Dodson, C ..... 2001-03	Kyle Fox, OT ..... 2007-08	Walt Foy, DB ..... 1991-94
Josh Bass, DT ..... 2006	Clay Callaway, WR ..... 2004-07	Rod Callaway, DT ..... 1987-90	Eric Doggett, WR ..... 1997-99	Walt Foy, DB ..... 1991-94	Jimmy Francis, DB ..... 1982-85
R.J. Bastone, WR ..... 2007-08	Rod Callaway, DT ..... 1987-90	Russ Callaway, QB ..... 2007-08	Lavarus Dollar, LB ..... 2005-08	Jimmy Francis, DB ..... 1982-85	Travis Francis, RB ..... 1999-00
Terrell Battle, DB ..... 1996-98	Bret Calzaretta, LB ..... 1982	Bret Calzaretta, LB ..... 1982	Artie Dovers, OG ..... 1982	Travis Francis, RB ..... 1999-00	Richard Freeman, DE ..... 1996-97
Brad Bauer, K ..... 1982-84	Cedric Campbell, RB ..... 1984	Cedric Campbell, RB ..... 1984	Eddie Dowdell, WR ..... 2002-03	Richard Freeman, DE ..... 1996-97	Dennis Fryzel, WR ..... 1997-98, 2000-01
Marc Beach, WR ..... 1991-92	Devin Cannon, CB ..... 2008	Devin Cannon, CB ..... 2008	Derek Dragon, DB ..... 1999	Dennis Fryzel, WR ..... 1997-98, 2000-01	Jack Fulford, P ..... 2008
Pernell Bee, RB ..... 1983	Vince Capece, LB ..... 1983-85	Vince Capece, LB ..... 1983-85	Todd Douthit, K ..... 1995-96	Jack Fulford, P ..... 2008	Rodney Fulk, K ..... 1987
Anthony Beedles, DB ..... 1999	Xavier Carrington, DL ..... 2001-03	Xavier Carrington, DL ..... 2001-03	Jody Dowda, OT ..... 1990-91	Rodney Fulk, K ..... 1987	J.T. Fuller, LB ..... 1996-99
Terrence Bell, DB ..... 2004	Harvey Carter, DL ..... 1982	Harvey Carter, DL ..... 1982	Dezric Dugger, DL ..... 2006	J.T. Fuller, LB ..... 1996-99	Chris Fultcher, TE ..... 2008
Travis Bemby, DB ..... 1992	Tabious Carter, DB ..... 1999-02	Tabious Carter, DB ..... 1999-02	Albert Dukes, WR ..... 2008	Chris Fultcher, TE ..... 2008	Darrell Funderburk, QB ..... 1985-88
Mike Berry, DL ..... 1992-94	Kody Case, WR ..... 2008	Kody Case, WR ..... 2008	Blake Duncan, FB ..... 1989-91, 93	Darrell Funderburk, QB ..... 1985-88	Lance Funderburk, QB ..... 1992-93, 95-96
Steve Betros, LB ..... 2005-06	Mark Catano, OT ..... 1982-83	Mark Catano, OT ..... 1982-83	<b>G</b>		
Reid Bethea, K ..... 2001	Dean Chandler, DT ..... 1996	Dean Chandler, DT ..... 1996	Chad Gallahan, K ..... 2005-07	Cameron Gannaway, CB ..... 2008	Cedric Gantt, DL ..... 1986
Jason Birt, DB ..... 1994	Greg Chapman, OG ..... 1999-00	Greg Chapman, OG ..... 1999-00	Doug Garrity, DL ..... 2000-03	Cedric Gantt, DL ..... 1986	Doug Garrity, DL ..... 2000-03
Andy Bishop, K ..... 1998-2001	Darryl Cherry, OG ..... 1994	Darryl Cherry, OG ..... 1994	Chris Gaston, LB ..... 1997	Doug Garrity, DL ..... 2000-03	Chris Gaston, LB ..... 1997
Melvin Black, DE ..... 2006-08	Brian Chestnutt, P ..... 1989-91	Brian Chestnutt, P ..... 1989-91	Bert Gelis, DL ..... 1985-88	Chris Gaston, LB ..... 1997	Bert Gelis, DL ..... 1985-88
Stacey Blake, OT ..... 1982-83	Mike Christopher, RB ..... 1999-00	Mike Christopher, RB ..... 1999-00	Tommy George, DL ..... 1999	Bert Gelis, DL ..... 1985-88	Tommy George, DL ..... 1999
Gio Blalock, LB ..... 2003-06	Henry Chubb, RB ..... 1982-83	Henry Chubb, RB ..... 1982-83			
Andy Blanchard, LB ..... 1984-86	Schneider Cineus, DE ..... 2007-08	Schneider Cineus, DE ..... 2007-08			
Jeremiah Blount, RB ..... 1987	Eric Clark, RB ..... 1985-88	Eric Clark, RB ..... 1985-88			
Oliver Blount, DT ..... 1985-86	Jamaal Clark, LB ..... 2006-07	Jamaal Clark, LB ..... 2006-07			
Broderick Blue, DE ..... 2008	Josten Clark, C ..... 1991-94	Josten Clark, C ..... 1991-94			
Bubba Boatwright, DT ..... 2008	Tommy Clark, C ..... 1990-92, 94	Tommy Clark, C ..... 1990-92, 94			
Steve Bodi, DE ..... 1983-84	Vaughn Clark, DB ..... 1996-99	Vaughn Clark, DB ..... 1996-99			
Erik Boland, OG ..... 2001	Julanda Clayton, DB ..... 1995-96	Julanda Clayton, DB ..... 1995-96			
Elson Bolar, DT ..... 1983-84	Dantra Clements, WR ..... 2002	Dantra Clements, WR ..... 2002			
Keith Bonnell, OT ..... 1983-85					



ALL-TIME LETTERWINNERS

Table listing letterwinners from A to G, including names like Andy Gibbs, Erik Gibson, James Gibson, etc., and their corresponding years.

H

Table listing letterwinners from H to O, including names like Kenneth Hale, Jack Hall, Paul Hall, etc., and their corresponding years.

K

Table listing letterwinners from K to O, including names like Mike Henry, Chester Hightower, Derrick Hill, etc., and their corresponding years.

Table listing letterwinners from L to O, including names like Jimmy King, Roger King, Everett Kitchens, etc., and their corresponding years.

L

Table listing letterwinners from L to O, including names like Trevor Lansford, Lance Laskey, Mike Laussen, etc., and their corresponding years.

M

Table listing letterwinners from M to O, including names like George Mackey, Kevin Maddox, Pat Magennis, etc., and their corresponding years.

Table listing letterwinners from N to O, including names like Japree Miles, Keith Miles, Vic Miller, etc., and their corresponding years.

N

Table listing letterwinners from N to O, including names like Davis Nall, J.R. Neal, Tremaine Neal, etc., and their corresponding years.

O

Table listing letterwinners from O to O, including names like Alex Oakes, Sammy Ogletree, Wendell Olden, etc., and their corresponding years.

P

Table listing letterwinners from P to P, including names like Don Page, Brent Palma, Scott Palmer, etc., and their corresponding years.



ALL-TIME LETTERWINNERS

George Parsons, LB.....	1992-93
Oscar Patterson, DB.....	2004
Tully Payne, C.....	1998-01
Sean Pender, WR.....	1992-93, 95-96
Greg Petty, FS.....	2005-07
Buddy Phillips, OT.....	1987-88
Desmond Phillips, WR.....	1995
Larry Pividal, TE.....	1982
Alan Pohalski, DL.....	1982
Anthony Poole, DT.....	2000-01
Billy Poole, RB.....	1993-94
Richard Popkin, OT.....	1992
Eric Porter, LB.....	1988
Donnie Powell, FB.....	2006-07
Patrick Prewitt, QB.....	1997
Sammie Price, DL.....	1985
Tucker Pruitt, QB.....	2005-08
Tyler Pruitt, RB.....	2004-06
Don Pumphrey, OT.....	1984-85

R

Ryan Rackley, DB.....	2000-01
Todd Ragle, DE.....	2000-02
Quentin Rainey, OT.....	2007-08
Jerry Randall, DL.....	1984-85
Andre Randle, DL.....	1993-94
Jessie Randle, DB.....	1990
Buddy Ratledge, OT.....	1983-85
Jason Ray, OL.....	1997
Marcus Ray, RB.....	1997-00
Josh Rayam, WR.....	2007
Ben Reaves, TE.....	1983-86
Charles Reddick, DL.....	1987-88
Keith Reddings, DE.....	1983-86
Quinton Reed, DB.....	1983-84
Jack Reeves, DE.....	1992
Robert Renfro, DL.....	1983-84
Luis Reveiz, K.....	1983
Matt Revercomb, FB.....	2008
Sam Reynolds, DB.....	2004
Sherard Reynolds, WR/DB.....	2005-08
Reggie Rhodes, DL.....	2001-02
Will Rhody, K.....	2002-04
James Richards, OT.....	2003
Jason Richards, OL.....	1990
Freddie Richardson, LB.....	1990
Rodney Rigdon, DE.....	1994
Andrew Riley, TE.....	2000-01
Rusty Rivers, OG.....	1984
Barry Roberson, LB.....	1989-91
Calvin Roberts, DB.....	2004
Julian Roberts, DE.....	1996
Kelvin Roberts, DE.....	2005-06
David Robinson, DE.....	2008
Joe Robinson, WR.....	1999
Rashawn Robinson, RB.....	2006-07
Tyran Robinson, RB.....	2001-04
Tyrone Rogers, RB.....	1991
Dominique Ross, FB.....	1992-94
Lee Rourk, LB.....	1983
John Royal, LB.....	1987
Carlos Russell, DT.....	2005

Davis Russell, OG/C.....	2004-07
--------------------------	---------

S

Devin Sabina, K.....	2008
Kevin Sams, DB.....	1997
C.A. Sanders, OG.....	2005-07
Homer Sanders, WR.....	1983
Shaun Sanders, DL.....	1999-00
Drew Sauls, WR.....	1984-85
Mike Scantling, TE.....	1983
Richard Schilie, TE.....	1983
Clifford Scott, DB.....	1987-90
Deon Searcy, DB.....	1987-90
Mike Sellars, C.....	1986-87
Brock Sellers, C.....	1982
Cornelius Seymour, LB.....	1994-95
Andy Sharpless, OG.....	1982-84
Twion Shealer, OG.....	2002
Will Shelton, OT.....	2002-05
Kelvin Sheppard, WR.....	1982-83
Jimbo Shubert, LB.....	1996-98
Pete Shuttters, DL.....	1982-83
Mark Sibenaller, DT.....	2007-08
Dean Siegel, DE.....	1984-85
James Sirmans, LB.....	1993-94
Steve Skeen, RB.....	2001-03
Eric Sledge, WR.....	2007-08
Albert Smith, RB.....	1984, 87
Anthony Smith, LB.....	1983
Dallis Smith, DB.....	1983-86
Daveion Smith, DB.....	2006
Dedric Smith, WR.....	2005-06
Dennis Smith, DB.....	1983-86
Dewayne Smith, DT.....	2001-02
Jerome Smith, DE.....	1983
Larry Smith, WR.....	2000
Tavaris Smith, LB.....	1995-96
Terry Smith, DB.....	1994-96
Tracy Soles, RB.....	1982-83
Dudley Spence, LB.....	2006, 08-
Antonio Speed, LB.....	1995, 97-99
Caleb St. Louis, DT.....	2008
Chuck Stamey, OT.....	1990-93
Darrell Stephens, WR.....	2003-04
Jarmal Stevens, DB.....	1994-97
Mitch Stewart, QB.....	2002-05
Paul Streacker, C.....	2004-05
Gordon Steele, OL.....	2006-08
Dan Strickland, DT.....	1983-86
James Strickland, C.....	1982
Mel Stripling, OT.....	1982
Ryan Sulkowski, C.....	1996-98
Roger Sullivan, OL.....	1996
Jesse Sutton, LB.....	1995-98
Ricky Sutton, DL.....	1982
R.D. Swain, OG.....	1983-86
Ricky Swales, DE.....	1990

T

Greg Talley, DE.....	1992
Chad Tanner, RB.....	1990-92
Lee Tarpley, RB.....	2000-03

Darrell Tarver, DE.....	1986-89
Brad Tate, LB.....	1992
Larry Tatum, C.....	1984
Hunter Taylor, DL.....	1997
John Taylor, TE.....	1996-97
Travis Taylor, WR.....	2004-07
Darrien Teals, WR.....	1985-88
Michael Terry, RB.....	2005-07
Derrick Tharpe, WR.....	2005-06
Cody Thomas, LB.....	2003-04
Freddie Thomas, LB.....	1984-85
Raymond Thomas, WR.....	2003-04, 06
Curtis Thompson, LB.....	1983
Hugh Thompson, QB.....	1982
Jay Thompson, OG.....	1996-97
Tim Thompson, DE.....	2002-04
Anthony Thornton, DL.....	1990-91
Gary Thornton, DB.....	1990-91
Bryant Thorpe, DT.....	2007-08
Travis Tidwell, P.....	2004-05
Allen Tillman, QB/WR.....	2006
Terel Toomer, DL.....	2003-04
Brad Trout, DB.....	1993-94, 96-97
Jason Troutman, OT.....	2002
Tony Troutman, OG.....	2000-01
Jessie Tuggle, LB.....	1983-86
Mike Tuggle, OG.....	1991
John Turley, DE.....	1984
Bubba Turner, OG.....	2008
Darren Turner, DL.....	1991
Marquis Turner, DB.....	2000-03
Sandy Turner, DB.....	2001-02
Terry Turner, DL.....	1995-98

U

Artie Ulmer, DL.....	1996
Shawn Utley, LB.....	1989

V

Arto Vartanian, DT.....	1997-98
Jason Vaughan, QB.....	1997
Max Vickers, FB.....	1983-86
Reggie Vickers, WR.....	2006
Cody Vining, LB.....	2008

W

Calvin Walker, WR.....	1990-93
Fabian Walker, QB.....	2004
Latray Walker, RB.....	2002-05
Marcus Walker, DL.....	1989-92
Reggie Walker, RB.....	1992-94
Jay Walls, DL.....	1983-85
Charles Walsh, OT.....	1992-94
Geoff Walters, TE.....	1984-85
Marcellus Washington, DT.....	2003-04
Emmett Watkins, LB.....	1984-87
Zim Watters, DL.....	1986
Sean Weathers, LB.....	2007
Will Weaver, DS.....	2005-06
Arthur Webb, WR.....	1984
Corey Weed, TE/DE.....	1995-96
Dante Wells, OG.....	2008

Kelly Wells, OT.....	1988-90
Tony Wesley, RB.....	2000-01, 03
Regional West, DE.....	1992-93
Javaris Weston, RB.....	2002-04
Derwin Whatley, DB.....	1986
Robert Wheeler, TE.....	1989
Billy White, RB.....	1994
David White, LB.....	1988
Fabian Whyllly, LB.....	2005-08
Bill Wilhelm, TE.....	1983-86
Barrett Wilkes, QB.....	2002-06
Angelo Williams, WR.....	1992, 94-95
David Williams, TE.....	1982
Demeakey Williams, DB.....	1997-00
Deon Williams, RB.....	2006
Eric Williams, DB.....	2005-08
Fitzgerald Williams, DB.....	1985-86
Lamar Williams, DE.....	1996
Michael Williams, RB.....	1985-86
Mike Williams, RB.....	1984
Mike Williams, OL.....	2006
Michael Williams, LB.....	1997-99
Randy Williams, C.....	1988-89
Robert Williams, WR.....	1991-94
Rod Williams, OT.....	1982
Shay Williams, DL.....	1992-94
T.J. Williams, WR.....	2008
Wilbur Williams, RB.....	1984-85
Winston Williams, WR.....	1997-99
Zac Williams, K.....	2006-08
Dee Williford, LB.....	2003
Drew Willis, TE.....	2003-04
Britt Wilson, OT/DE.....	2007-08
Hershel Wooten, DL.....	1985-86
Marcus Worlds, DL.....	2006
Nekeyma Wright, WR.....	2000-03
Stephen Wright, P.....	2006-07

Z

Andre Zellner, TE.....	2002-03
------------------------	---------

**2002 NATIONAL RUNNER-UP TEAM**


**GRAND VALLEY STATE 31, VALDOSTA STATE 24  
BRALY STADIUM • FLORENCE, ALA.  
DECEMBER 14, 2002**

**FLORENCE, Ala.** - In a battle of unbeaten teams, Grand Valley State stopped a Valdosta State comeback bid with a touchdown with only 64 seconds remaining to defeat the Blazers 31-24 in the NCAA Division II National Championship game in Braly Stadium.

The Lakers jumped out to a 17-3 lead in the first half while passing for 190 yards in the half. After forcing a pair of punts on GVSU's first two possessions, Valdosta State got on the board first after marching 89 yards on eight plays. The Blazers took over the ball on their own two yard line, but quickly got out of the shadow of the goal posts as Aaron Jenkins broke a 41-yard run on second down. Two plays later Bama Adams hit Tyrone Jordan for 42 yards, but the drive would stall, leading to a Will Rhody 26-yard field goal.

Grand Valley State quickly answered as it took over on its own 42 before getting a 49-yard pass completion on first down. A play later, Reggie Spearmon found the end zone for a 7-3 Laker lead.

GVSU again went to the air for its next score as it picked up 54 yards for a touchdown on a third-and-10 play and added a 38-yard field goal on its first drive of the second quarter to go up 17-3. VSU responded with a 27-yard field goal from Rhody 34 seconds before the half to establish a 17-6 Laker lead at the break.

Grand Valley State made it 24-6, on a 67-yard completion, on its first drive of the third quarter before Valdosta State began its comeback bid. Jenkins scored from seven yards out to cut the deficit to just 11 points with 3:51 remaining in the third quarter before Rhody added his third field goal of the game, a 43-yard try, with 3:30 to go in the game.

The ensuing kickoff was fielded at the GVSU six yard line, but the Blazer coverage squad dropped kick returner Brent Lesniak for a three yard loss to pin the Lakers deep in their own territory. After an incomplete pass, Grand Valley State quarterback Curt Anes fumbled the ball in the end zone and VSU defensive end Tim Thompson fell on the loose ball for a touchdown. Blazer quarterback Buster Faulkner promptly found C.J. Lofton alone in the end zone for a two-point conversion, knotting the game at 24-24 with 3:09 remaining in the contest.

However, the Lakers would recover as they returned the ensuing kickoff 30 yards before handing the ball to Anes. The Laker quarterback promptly completed five-of-six passes, all to David Kircus, for 62 yards while Spearmon picked up six more on the ground. The winning score came with 64 seconds remaining in the contest as Anes and Kircus, who established a title game record with 270 yards receiving, hooked up from 10 yards out while the GVSU defense sealed the victory with an interception on the ensuing drive.

**Individual Statistical Leaders**

**Rushing:** VSU - Jenkins 20-99/1td; Tarpley 1-1. GVSU - Lesniak 8-56; Spearmon 14-29/1td.

**Passing:** VSU - Faulkner 41-26-3, 139yds. GVSU - Anes 36-23-1, 361yds/3td.

**Receiving:** VSU - Mosley 9-47; Lofton 5-35; Jordan 4-57. GVSU - Kircus 11-270/3td; Banks 9-66.

**Defense:** VSU - Brown 10tckls/1ff; Aganga-Williams 9tckls/2tfl/1pd; Burkes 7tckls/1tfl/1pd. GVSU - Estes 12tckls/6tfl/2.5sacks; Marshall 12tckls/6tfl/1pd/1sack; Williams 8tckls/2tfl/1pd/1sack.

Team	1st	2nd	3rd	4th	Final
Valdosta State	3	3	7	11	24
Grand Valley State	14	3	7	7	31

VSU	Team Stats	GVSU
14	First Downs	17
35	Rushing Attempts	30
65	Net Rushing Yards	65
27-42	Comp. - Att.	23-36
181	Passing Yards	361
77-246	Total Plays - Yards	66-426
3-15	Sacks By - Yards	6-42
1-36	Interceptions - Yards	3-8
3-0	Fumbles - Lost	2-2
1-10	Penalties - Yards	6-39
7-35.3	Punts - Average Yards	4-41.8
5-of-20	Third Down Conversions	6-of-14
32:35	Time of Possession	27:25

**The Road to Florence**
**Second Round - Valdosta State 24, Catawba 7**

Valdosta State tallied 494 yards of total offense as the Blazers topped Catawba 24-7 in Bazemore-Hyder Stadium ... VSU tallied 343 yards through the air as Buster Faulkner completed 25-of-38 passes, while also picking up 151 on the ground ... The Blazers built a 21-0 halftime lead as it put together scoring drives of 67, 85 and 74 yards in the first half ... A field goal in the third quarter pushed the lead to 24-0 before Catawba, which finished with just 258 total yards, got a touchdown pass in the third.

**Quarterfinals - Valdosta State 31, Carson-Newman 28**

Valdosta State scored with just 1:14 remaining in the contest to defeat Carson-Newman 31-28, earning its first ever trip to the National Semifinals ... Valdosta State got two first half touchdowns to overcome a touchdown and two field goals, including one with no time remaining in the first half, to grab a 14-13 lead at the intermission ... Ten more points pushed the Blazer lead to 24-13 through three quarters, before CN stormed back with 15 fourth quarter points ... The Eagles scored two minutes into the fourth, adding a two-point conversion on the play, and again six minutes later to take the lead ... VSU proceeded to travel 80 yards on 13 plays for the winning score.

**Semifinals - Valdosta State 21, Texas A&M-Kingsville 12**

In a defensive battle, Valdosta State topped Texas A&M-Kingsville 21-12 to advance to the school's first national title game ... TAMUK was limited to just 192 yards of total offense in the contest, 71 of which came on its final drive that culminated in the Javelinas only touchdown of the day ... Meanwhile, VSU tallied 211 yards of total offense, but got a touchdown from its special teams unit on a blocked punt and saw its defense return an interception to the Texas A&M-Kingsville 10, setting up another score ... The Blazer defense tallied nine sacks in the contest.



2004 NATIONAL CHAMPIONSHIP TEAM



**VALDOSTA STATE 36, PITTSBURG STATE 31**  
**BRALY STADIUM • FLORENCE, ALA.**  
**DECEMBER 11, 2004**

**FLORENCE, Ala.** - Valdosta State used a ground control offense and an opportunistic defense to defeat Pittsburg State 36-31 in Braly Stadium to earn the school's first NCAA Division II Football National Championship.

The Gorillas jumped on the scoreboard quickly as they intercepted a pass and returned it 32 yards for a score just 56 seconds into the contest. PSU pushed its lead to 14-0 seven minutes later as it scored on a Jermaine Carpenter 10-yard reception.

VSU used a turnover of its own to tally its first points of the game as Terrence Bell intercepted a pass and returned it to the Pittsburg State 19 yard line. Four plays later, Fabian Walker hooked up with Zach Parker for a one-yard scoring strike.

After a Gorilla field goal, Walker capped off a 9-play, 69-yard drive with a four-yard run to move the Blazers to within three points. The Valdosta State defense again made its presence felt as Tim Thompson sacked PSU quarterback Neal Philpot, who fumbled the ball on the play. Thompson recovered the fumble at the VSU 45 yard line with 47 seconds remaining, giving the Blazers time to march to the PSU seven yard line. Will Rhody tied the game with a 27-yard field goal just three seconds before intermission.

A safety less than two minutes into the second half gave Valdosta State its first lead of the game before the Blazers extended their advantage to 26-17 on its next drive. VSU marched 72 yards on seven plays on the possession, capping it off with a 23-yard run by Tyran Robinson.

Pittsburg State responded with an 11-play, 80 yard drive on its ensuing possession to close to within two points only to have Valdosta State again find the end zone as it took over possession of the ball after the kickoff. Walker proceeded to complete two passes for 13 yards while rushing twice for 22 yards on the drive, which ended with a seven-yard completion to Raymond Thomas with 14:15 remaining in the contest.

The Black Swarm defense forced its third turnover of the contest on the ensuing drive, leading to VSU's final points of the game. On the first play from scrimmage, Terel Toomer forced a fumble that was recovered by the Blazers' Scott Foss at the PSU 31. The Blazers closed to the Gorilla eight yard line before kicking a 28-yard field goal to build its largest lead at 36-24.

Pittsburg State closed to within five points on a Neal Philpot one-yard touchdown with 7:27 to go, but VSU answered with a drive that took 5:36 off the clock. After a punt, Bell registered his second interception of the day, sealing the victory for the Blazers, which held the Gorillas to 250 offensive yards under their season average.

**Individual Statistical Leaders**

**Rushing:** VSU - Brown 13-72; Robinson 11-68/1td; Walker 11-55/1td. PSU - Philpot 20-117/1td; Race 8-39.

**Passing:** VSU - Walker 19-27-1, 165yds/2td. PSU - Majors 11-14-1, 148yds.

**Receiving:** VSU - Dalton 4-48; Robinson 4-22; Parker 2-12/1td. PSU - Austin 8-119; Carpenter 4-38/1td; Ward 2-31.

**Defense:** VSU - Foss 11tckls/1fr/1pd; Fortson 9tckls/1tfl; Toomer 8tckls/2tfl/1ff. PSU - Miller 12tckls/1ff/1fr; Lattimer 10tckls/1tfl/1pd; Dellasega 6tckls.

Team	1st	2nd	3rd	4th	Final
Valdosta State	0	17	9	10	36
Pittsburg State	14	3	7	7	31

VSU	Team Stats	PSU
21	First Downs	22
37	Rushing Attempts	40
201	Net Rushing Yards	163
19-27	Comp. - Att.	16-25
165	Passing Yards	208
64-366	Total Plays - Yards	65-371
3-20	Sacks By - Yards	0-0
2-65	Interceptions - Yards	1-32
3-1	Fumbles - Lost	4-2
3-43	Penalties - Yards	5-37
4-33.5	Punts - Average Yards	2-33.0
2-of-8	Third Down Conversions	4-of-9
31:09	Time of Possession	28:51

**The Road to Florence**

**Second Round - Valdosta State 38, Carson-Newman 12**

Valdosta State shut down the nation's second-ranked offense as the Blazers topped Carson-Newman 38-12 in Bazemore-Hyder Stadium ... The Eagles managed 364 total yards in the contest, but also turned the ball over four times ... The Blazers jumped to a 17-0 halftime lead before CN scored on an 86-yard third quarter punt return ... The only Eagle offensive score came on a touchdown with 51 seconds remaining ... The VSU special teams unit blocked both Carson-Newman extra point attempts in the game.

**Quarterfinals - Valdosta State 38, Albany State 24**

In a tale of two halves, Valdosta State overcame a 24-0 halftime deficit to defeat Albany State 38-24 ... The Golden Rams rolled up 270 offensive yards in the first half while limiting VSU to 106 ... The second half saw the Blazers tally 258 yards of offense while holding ASU to 76 ... After forcing a punt on the first Albany State possession of the second half, Valdosta State scored less than three minutes into the frame on a Tyran Robinson 22-yard run ... Robinson scored again six minutes later while Vincent Brown also scored two second half touchdowns for the Blazers ... The victory avenged Valdosta State's only loss of the season as Albany State claimed a 24-22 victory in the season opener.

**Semifinals - Valdosta State 45, West Chester 21**

Valdosta State never trailed as it jumped to a 31-7 halftime lead en route to a 45-21 victory over visiting West Chester ... VSU scored on five of six first half possessions ... The Blazers scored two first half touchdowns on the ground while getting two more through the air ... The Golden Rams scored two third quarter touchdowns to close to within 31-21, only to have Valdosta State respond with two fourth quarter scores ... The VSU offense tallied 476 yards in the game, as opposed to 316 for WCU, while the defense forced four turnovers in the contest.



**2007 NATIONAL CHAMPIONSHIP TEAM**


**VALDOSTA STATE 25, NORTHWEST MISSOURI STATE 20  
BRALY STADIUM • FLORENCE, ALA.  
DECEMBER 15, 2007**

**FLORENCE, Ala.** - The "Cardiac Kids" pulled off their fourth straight second half come-from-behind victory as Valdosta State defeated Northwest Missouri State 25-20 in Braly Stadium for the school's second NCAA Division II National Championship.

The Blazers scored the winning touchdown with just 22 seconds remaining in the contest when Michael Terry plunged in from one yard out to cap off an eight-play, 37-yard drive. VSU took over in Bearcat territory after an NWMS punt traveled just 26 yards before being downed. Valdosta State quarterback Willie Copeland promptly completed three straight passes for 19 yards and, after a five-yard gain on the ground by Rashawn Robinson, connected with Scott Palmer for an eight-yard pick-up to the Northwest Missouri State five yard line. Terry took over from there, picking up four yards to establish a first-and-goal situation before being stopped for no gain on the next play. The Bearcats again appeared to stop Terry on second-and-goal, but the junior bounced out of the middle of the pile and slanted left to cross the goal line.

The Bearcats used a pair of second quarter touchdowns, the first on an interception return and the second coming just 21 seconds before the half, to build a 14-3 advantage heading into the intermission.

Clay Callaway caught a seven-yard pass from Copeland in the third quarter to cut the deficit to 14-10 while Zach Parker and Ronnye Nelson hooked up for a 14-yard scoring strike in the fourth to briefly give VSU the lead.

However, NWMS responded by returning the ensuing kick-off 34 yards and scored three plays later on a Xavier Omon two-yard dive to regain the advantage. The extra point attempt was blocked and scooped up by Valdosta State's Roger King, who returned the ball 86 yards for a two-point defensive point-after-attempt.

The Blazers sealed the victory on the first play from scrimmage following the Terry touchdown as Bearcat quarterback Joel Osborn was hit as he released a pass. The fluttering ball was intercepted by Blazer William Montford, allowing Copeland to take a knee to end the contest.

The VSU defense held Northwest Missouri State to just 235 total yards in the contest, including just 87 on the ground. Omon, who was averaging 236 yards a game in his three previous play-off contests, was limited to just 63 yards, on 27 carries, in the game.

Meanwhile, Valdosta State tallied 305 yards in the contest, including 271 through the air. Blazer star wideout Cedric Jones caught 10 passes for 95 yards while Callaway finished the contest with five receptions and 61 yards.

**Individual Statistical Leaders**

**Rushing:** VSU - Terry 12-36/1td; Nelson 4-12; R. Robinson 2-9. NWMS - Omon 27-63/1td; Wright 2-15; Osborn 2-9.

**Passing:** VSU - Copeland 29-44-1, 257yds/1td. NWMS - Osborn 18-28-2, 148yds/1td.

**Receiving:** VSU - Jones 10-95; Nelson 6-40; Callaway 5-61/1td. NWMS - Peterson 5-57/1td; Omon 4-6; Wright 3-21.

**Defense:** VSU - Cullen 9tckls/1tfl/1pd; Montford 7tckls/1tfl/1int; Daniels 7tckls/1pd. NWMS - Robertson 15tckls/1sack/1tfl; Erspamer 12 tckls.

Team	1st	2nd	3rd	4th	Final
Northwest Missouri State	0	14	0	6	20
Valdosta State	3	0	7	15	25

NWMS	Team Stats	VSU
12	First Downs	19
31	Rushing Attempts	24
87	Net Rushing Yards	34
18-28	Comp. - Att.	30-45
148	Passing Yards	271
59-235	Total Plays - Yards	69-305
4-29	Sacks By - Yards	0-0
1-31	Interceptions - Yards	2-9
1-0	Fumbles - Lost	1-0
8-63	Penalties - Yards	7-65
7-41.1	Punts - Average Yards	7-36.0
5-of-16	Third Down Conversions	4-of-13
30:38	Time of Possession	29:22

**The Road to Florence**
**Second Round - Valdosta State 55, Catawba 29**

After receiving a first round bye, Valdosta State scored 35 unanswered points in the second half to defeat Catawba 55-29 in the second round of the NCAA playoffs ... The Blazer trailed 16-13 at the half, but scored less than four minutes into the second half to take the lead ... Michael Terry led the second half charge with two touchdowns and 108 of his 139 rushing yards.

**Quarterfinals - Valdosta State 37, North Alabama 23**

Valdosta State used a pair of fourth quarter punt returns for touchdowns to come from behind in defeating North Alabama 37-23 ... Sherard Reynolds evened the game at 23-23 less than four minutes into the final quarter as he fielded a punt and returned it 65 yards for a touchdown ... The Blazer defense held the Lions on their next drive, setting up another punt, which Roger King returned a VSU school record 80 yards for a 30-23 advantage ... VSU scored its third touchdown in less than three minutes after recovering a fumble on the UNA three yard line ... Ronnye Nelson returned a kickoff 91 yards for a touchdown on its first possession and VSU set a NCAA Division II playoff record with 183 yards on punt returns.

**Semifinals - Valdosta State 28, California (Pa.) 24**

Valdosta State trailed by as much as 14 points in the second half before grabbing the lead with just over three minutes remaining to defeat California (Pa.) 28-24 ... The Vulcans scored 21 straight points in the second and third quarters to take a 21-7 lead, only to have VSU tie the game with a pair of touchdowns ... A field goal regained the lead for California, but Zach Parker made a diving, one-handed grab on a Willie Copeland pass in the end zone to put VSU back in front with 3:13 remaining ... His catch was named the Play of the Day on ESPN's SportsCenter later that night ... Cal marched the length of the field only to have Maurice Leggett intercept a pass in the end zone with 57 seconds to go to seal the win.





## ADDITIONAL PLAYOFF APPEARANCES

### 1994 - National Quarterfinalist

#### First Round - Valdosta State 14, Albany State 7

In the first play-off game in school history, Valdosta State used a strong defensive showing to defeat Albany State 14-7 in Bazemore-Hyder Stadium ... The Blazers jumped out to a 14-0 first half lead, going to the air to score a pair of touchdowns ... Chris Hatcher completed seven-of-11 passes for 75 yards on the first scoring drive, ending the possession with a 15-yard completion to Robert Williams for the score ... Williams and Hatcher again hooked up for the second score as the duo connected for an 81-yard touchdown reception in the second quarter ... Albany State responded with an 80-yard Edward Hobbs touchdown run in the third quarter to close out the scoring.

#### Quarterfinals - North Alabama 27, Valdosta State 24 (2ot)

Valdosta State's comeback bid was not enough as North Alabama defeated the Blazers 27-24 in two overtimes at Braly Stadium ... The Lions got a pair of Cody Gross touchdown runs in the first half while holding VSU to a Vernon Loree field goal to build a 14-3 halftime lead ... A Jamie Stoddard field goal in the third quarter pushed the UNA lead to 17-3 before Valdosta State began its comeback bid ... Chris Hatcher threw three touchdowns passes, two coming in the fourth quarter and one in the first over time period ... Robert Williams caught two of the scores for the Blazers ... A 40-yard VSU field goal attempt was blocked in the second overtime while Stoddard kicked an 18-yard field goal for the Lions.

### 1996 - National Quarterfinalist

#### First Round - Valdosta State 38, Albany State 28

Valdosta State overcame a 21-16 halftime deficit to defeat Albany State 38-28 in Bazemore-Hyder Stadium ... VSU's Sean Pender returned the opening kickoff 97 yards for a touchdown and the Blazers later added a Lance Funderburke-to-Rodney Brown 15-yard touchdown pass to jump out 14-0 in the first ... However, the Golden Rams scored 21 second quarter points, including scoring passes of 51 and 63 yards, while surrendering just a safety to Valdosta State ... Funderburke and Nikko Cooper hooked up for a 10-yard scoring toss in the third, which was capped off by a two-point conversion, while Carlos Brown scored on a six-yard run for the Blazers in the fourth ... After an ASU 44-yard touchdown pass cut the VSU lead to 30-28, Brown again scored to seal the victory.

#### Quarterfinals - Carson-Newman 24, Valdosta State 19

Carson-Newman jumped out to a 17-7 halftime lead before holding on for a 24-19 victory over Valdosta State at Burke-Tarr Stadium ... VSU threatened on its first possession, but had a pass intercepted and returned 94 yards for a touchdown ... Wayne Morton later added a 41-yard touchdown run for CN and a two-point conversion before Carlos Brown got the Blazers on the board with a three-yard touchdown run ... Carson-Newman added a field goal right before the end of the half while Brown added a two-yard scoring run in the third for VSU ... A missed extra point and a Tyrone Westmoreland one-yard run for the Eagles in the fourth gave CN a 24-13 lead ... Lance Funderburke found Rodney Brown from 36 yards out for the final points with 1:38 to go.

### 2000 - NCAA First Round

#### First Round - Delta State 45, Valdosta State 12

After a pair of losing seasons, Valdosta State returned to the NCAA Division II playoffs, but fell 45-12 to Gulf South Conference foe Delta State at Parker Field ... The Statesmen never trailed in the contest as they scored 14 first quarter points and jumped out to a 21-6 halftime lead ... VSU's only points of the first half came on a Dusty Bonner-to-C.J. Lofton pass with 2:13 remaining in the second quarter ... DSU added two more touchdowns in the third quarter, both coming on Rico McDonald carries, before the Blazers got their final touchdown with 7:29 to go on a Mike Christopher two-yard run ... McDonald added his fourth touchdown of the game just 17 seconds later while Delta State later added a 71-yard scoring jaunt by Trevan Dixon.

### 2001 - National Quarterfinalist

#### First Round - Valdosta State 40, Fort Valley State 24

Valdosta State scored 19 first quarter points en route to a 40-24 victory over Fort Valley State in Bazemore-Hyder Stadium ... Carlos Johnson got the Blazers on the board as he hauled in a 23-yard pass from Dusty Bonner before a botched snap on a punt attempt led to a safety for VSU ... Reid Bethea added a 30-yard field goal and Bonner and C.J. Lofton hooked up for a nine-yard scoring strike ... Fort Valley State responded with

11 second quarter points, only to have VSU add two third quarter touchdowns ... Bonner found Reggie Mosley for a 34-yard touchdown pass less than three minutes into the third and, after a score by the Wildcats, again found Johnson to push the VSU advantage to 33-18 ... Mosley added his second scoring catch of the day in the fourth quarter.

#### Quarterfinals - Catawba 37, Valdosta State 34 (ot)

Catawba scored 14 first quarter points and sent the game into overtime with a touchdown with just eight seconds remaining in regulation in defeating Valdosta State 37-34 in overtime at Bazemore-Hyder Stadium ... VSU's only points of the first quarter came on a safety after a mishandled snap on a punt ... The Indians got a pair of touchdowns over a 60-second span of the remainder of the quarter before the Blazers tacked on 17 more points in the second quarter ... Dusty Bonner hooked up with Reggie Mosley and Abram Booty for a pair of scoring strikes in the frame while Reid Bethea added a 36-yard field goal for a 19-14 Valdosta State lead at the half ... The two squads exchanged touchdowns in the third quarter and CC took a 27-26 lead on a Rodney Wallace 46-yard run in the fourth ... VSU responded with a 13-yard Bonner-to-Michael Greer touchdown pass and added a two-point conversion with 3:40 remaining ... Tony Hawkins scored from four yards out to force the extra period ... VSU was forced into a four-and-out before Matt Gross kicked a 35-yard field goal to seal the victory for Catawba.

### 2003 - NCAA First Round

#### First Round - Carson-Newman 35, Valdosta State 29

Carson-Newman raced out to a 22-7 first quarter lead and then withstood a Valdosta State comeback bid to defeat the Blazers 35-29 in Bazemore-Hyder Stadium ... The Eagles opened the scoring with a 67-yard pass completion and added a two-point conversion on the play, before also scoring on a one-yard Shane Kelley scoring run ... Tyrann Robinson returned the ensuing kickoff 98 yards for a Blazer touchdown only to have CN respond by returning the kickoff 76 yards ... The Eagle lead grew to 25-7 on a field goal midway through the second while Barrett Wilkes found Nekemya Wright from nine yards out to cut the VSU deficit to 25-14 at the half ... Valdosta State moved to within three on a Wilkes touchdown run and two-point conversion pass to Andre Zellner in the third, but Carson-Newman added 10 points in the fourth quarter ... Zellner's 28-yard scoring strike from Wilkes with 5:01 to go closed out the scoring.

### 2005 - NCAA First Round

#### First Round - North Alabama 40, Valdosta State 13

An injury-depleted Valdosta State squad proved to be no match for Gulf South Conference foe North Alabama as the Lions defeated the Blazers 40-13 in Bazemore-Hyder Stadium ... After a UNA fumble on the opening kickoff, Vincent Brown got VSU on the board first with a two-yard touchdown run just 78 seconds into the contest ... The Lions responded with 10 first quarter points and added two more touchdowns before the half-time intermission ... Valdosta State got its final points of the game on a 30-yard field goal from Green in the third while North Alabama scored 17 fourth quarter points.

### 2008 - NCAA Second Round

#### First Round - Valdosta State 24, Carson-Newman 20

Valdosta State scored 17 second half points to defeat Carson-Newman 24-20 at Bazemore-Hyder Stadium ... The Eagles raced to a 14-0 lead on a pair of Buck Wakefield touchdowns before T.J. Williams got VSU to within 14-7 at the half on a 71-yard catch ... Tucker Pruitt gave the Blazers the lead with a touchdown run and two-point conversion in the third, only to have Wakefield again put CN back in front with a touchdown run ... Ronnye Nelson scored the winning touchdown with 13:08 to go while Devin Sabina added a field goal for Valdosta State with 5:12 remaining.

#### Second Round - North Alabama 37, Valdosta State 10

North Alabama raced to a 37-3 lead in defeating Valdosta State 37-10 at Braly Stadium ... The Lions got two first half touchdowns from Mike McLendon and added a safety before VSU hit a 27-yard field goal right before the intermission ... UNA scored the first three touchdowns of the second half as A.J. Milwee scored on a five-yard run and later hit Bobby Williams for a three-yard touchdown pass while Larry Wilson returned a fumble 69 yards for a score ... Dudley Spence scored the final points of the game on a 55-yard fumble return with 7:23 remaining in the contest.



## VALDOSTA STATE AND THE NCAA DIVISION II RANKINGS

## VS. RANKED TEAMS

Overall: 43-41-2 (86 games)

Home: 24-15-1; Away: 17-24-1; Neutral: 2-2

Date	W/L	Game	Site
10/30/82	L	#7 North Alabama 53, Valdosta State 7	VALDOSTA
10/29/83	L	#4 North Alabama 27, Valdosta State 0	Florence, Ala.
10/06/84	L	#2 Troy State 27, Valdosta State 12	Dothan, Ala.
11/09/85	L	#11 Mississippi College 28, Valdosta State 7	Clinton, Miss.
11/23/85	L	#4 North Alabama 45, Valdosta State 0	Florence, Ala.
10/11/86	L	#11 Troy State 45, Valdosta State 10	Troy, Ala.
11/08/86	W	#17 Valdosta State 21, #15 Mississippi College 10	VALDOSTA
10/03/87	W	#7 Valdosta State 27, #10 Jacksonville State 10	Jacksonville, Ala.
10/10/87	L	#18 Troy State 44, #7 Valdosta State 7	VALDOSTA
10/01/88	W	Valdosta State 21, #8 Troy State 16	Troy, Ala.
10/22/88	W	Valdosta State 48, #10 Central Florida 19	VALDOSTA
10/29/88	L	#10 Mississippi College 31, Valdosta State 21	VALDOSTA
09/23/89	L	#3 Jacksonville State 17, Valdosta State 15	Jacksonville, Ala.
10/28/89	L	#13 Mississippi College 32, Valdosta State 3	Clinton, Miss.
11/10/90	L	#15 North Alabama 26, Valdosta State 10	VALDOSTA
09/28/91	L	#3 Jacksonville State 24, Valdosta State 3	Jacksonville, Ala.
11/02/91	T	Valdosta State 10, #3 Mississippi College 10	Clinton, Miss.
09/26/92	L	#3 Jacksonville State 20, Valdosta State 6	Jacksonville, Ala.
11/14/92	T	#20 Valdosta State 24, #16 North Alabama 24	VALDOSTA
09/18/93	W	#10 Valdosta State 49, #17 Fort Valley State 24	Fort Valley, Ga.
11/06/93	L	#1 North Alabama 31, #18 Valdosta State 21	VALDOSTA
10/15/94	W	#3 Valdosta State 49, #15 West Georgia 33	VALDOSTA
11/05/94	L	#1 North Alabama 38, #2 Valdosta State 21	Florence, Ala.
11/19/94	W	#6 Valdosta State 14, #11 Albany State 7	VALDOSTA
11/26/94	L	#1 North Alabama 27, #6 Valdosta State 24	Florence, Ala.
09/09/95	L	#10 North Dakota State 19, #14 Valdosta State 14	Fargo, N.D.
09/30/95	L	#15 Central Arkansas 30, Valdosta State 24	Conway, Ark.
10/28/95	L	#1 North Alabama 26, Valdosta State 9	Florence, Ala.
11/11/95	L	#17 West Georgia 44, Valdosta State 6	Carrollton, Ga.
11/16/96	L	#12 West Georgia 42, #5 Valdosta State 21	VALDOSTA
11/23/96	W	#5 Valdosta State 38, #14 Albany State 28	VALDOSTA
11/30/96	L	#6 Carson-Newman 24, #5 Valdosta State 19	Jefferson City, Tenn.
09/06/97	L	#2 Carson-Newman 28, Valdosta State 7	VALDOSTA
11/15/97	L	#16 West Georgia 35, Valdosta State 21	Carrollton, Ga.
08/29/98	W	Valdosta State 20, #8 Albany State 10	Albany, Ga.
10/17/98	L	#15 Southern Arkansas 40, Valdosta State 13	Magnolia, Ark.
11/14/98	L	#18 West Georgia 26, Valdosta State 13	Carrollton, Ga.
08/28/99	W	Valdosta State 18, #7 Albany State 6	VALDOSTA
10/16/99	L	#12 Southern Arkansas 28, Valdosta State 14	VALDOSTA
09/02/00	W	Valdosta State 46, #12 Fort Valley State 0	VALDOSTA
09/16/00	W	#21 Valdosta State 30, #9 Southern Arkansas 29	Magnolia, Ark.
10/07/00	L	#15 Delta State 45, #9 Valdosta State 35	VALDOSTA
11/11/00	W	#7 Valdosta State 45, #4 West Georgia 35	Carrollton, Ga.
11/18/00	L	#11 Delta State 45, #6 Valdosta State 12	Cleveland, Miss.
09/22/01	W	#4 Valdosta State 42, #21 Central Arkansas 34	Conway, Ark.
10/06/01	W	#4 Valdosta State 70, #1 Delta State 12	Cleveland, Miss.
11/10/01	W	#1 Valdosta State 31, #18 West Georgia 6	VALDOSTA
11/17/01	W	#1 Valdosta State 40, #21 Fort Valley State 24	VALDOSTA
11/24/01	L	#7 Catawba 37, #1 Valdosta State 34	VALDOSTA
09/07/02	W	#3 Valdosta State 32, #21 Fort Valley State 6	VALDOSTA
10/19/02	W	#2 Valdosta State 35, #14 Central Arkansas 11	Conway, Ark.
11/23/02	W	#2 Valdosta State 24, #16 Catawba 7	VALDOSTA
11/30/02	W	#2 Valdosta State 31, #3 Carson-Newman 28	VALDOSTA
12/07/02	W	#2 Valdosta State 21, #18 Texas A&M-Kingsville 12	VALDOSTA
12/14/02	L	#1 Grand Valley State 31, #2 Valdosta State 24	Florence, Ala.
09/27/03	W	#2 Valdosta State 41, #9 Southern Arkansas 17	Magnolia, Ark.
11/01/03	L	#3 North Alabama 17, #1 Valdosta State 10	VALDOSTA
11/22/03	L	#8 Carson-Newman 35, #5 Valdosta State 29	VALDOSTA
09/04/04	L	#23 Albany State, #3 Valdosta State 22	Albany, Ga.

Date	W/L	Game	Site
09/25/04	W	#12 Valdosta State 22, #19 Central Arkansas 12	Conway, Ark.
10/02/04	W	#12 Valdosta State 51, #11 Delta State 48	VALDOSTA
10/23/04	W	#5 Valdosta State 24, #23 North Alabama 20	Florence, Ala.
11/20/04	W	#3 Valdosta State 38, #13 Carson-Newman 12	VALDOSTA
11/27/04	W	#3 Valdosta State 38, #2 Albany State 24	Albany, Ga.
12/04/04	W	#3 Valdosta State 45, #23 West Chester 21	VALDOSTA
12/11/04	W	#3 Valdosta State 36, #1 Pittsburg State 31	Florence, Ala.
09/03/05	W	#1 Valdosta State 24, #10 Albany State 9	VALDOSTA
10/01/05	W	#5 Valdosta State 24, #24 Delta State 23	Cleveland, Miss.
10/20/05	W	#3 Valdosta State 26, #14 North Alabama 23	VALDOSTA
11/12/05	L	#13 North Alabama 40, #9 Valdosta State 13	VALDOSTA
09/02/06	W	#6 Valdosta State 20, #9 Albany State 16	Albany, Ga.
09/23/06	W	#5 Valdosta State 51, #25 Arkansas Tech 14	VALDOSTA
10/12/06	L	#16 Delta State 35, #5 Valdosta State 28	Cleveland, Miss.
10/28/06	L	#3 North Alabama 31, #12 Valdosta State 24 (ot)	Florence, Ala.
09/01/07	W	#6 Valdosta State 41, #21 Albany State 3	VALDOSTA
10/11/07	L	#8 Delta State 35, #5 Valdosta State 31	VALDOSTA
10/27/07	W	#11 Valdosta State 27, #2 North Alabama 24	VALDOSTA
11/24/07	W	#8 Valdosta State 55, #12 Catawba 29	VALDOSTA
12/01/07	W	#8 Valdosta State 37, #10 North Alabama 23	VALDOSTA
12/08/07	W	#8 Valdosta State 28, #6 California (Pa.) 24	California, Pa.
12/15/07	W	#8 Valdosta State 25, #5 Northwest Missouri St. 20	Florence, Ala.
08/30/08	W	#1 Valdosta State 14, #20 Newberry 20	Newberry, S.C.
10/02/08	L	#14 Delta State 27, #1 Valdosta State 24 (ot)	VALDOSTA
10/25/08	L	#8 North Alabama 41, #9 Valdosta State 23	Florence, Ala.
11/15/08	W	#13 Valdosta State 24, #21 Carson-Newman 20	VALDOSTA
11/22/08	L	#5 North Alabama 37, #13 Valdosta State 10	Florence, Ala.

## VALDOSTA STATE VS. NO. 1

Date	W/L	Game	Site
11/06/93	L	#1 North Alabama 31, #18 Valdosta State 21	VALDOSTA
11/05/94	L	#1 North Alabama 38, #2 Valdosta State 21	Florence, Ala.
10/28/95	L	#1 North Alabama 26, Valdosta State 9	Florence, Ala.
10/06/01	W	#4 Valdosta State 70, #1 Delta State 12	Cleveland, Miss.
12/14/02	L	#1 Grand Valley State 31, #2 Valdosta State 24	Florence, Ala.
12/11/04	W	#3 Valdosta State 36, #1 Pittsburg State 31	Florence, Ala.

## VALDOSTA STATE AS NO. 1

Date	W/L	Game	Site
10/26/96	W	#1 Valdosta State 42, Southern Arkansas 7	VALDOSTA
11/02/96	L	Delta State 34, #1 Valdosta State 28	Cleveland, Miss.
10/13/01	W	#1 Valdosta State 51, Harding 17	VALDOSTA
10/20/01	W	#1 Valdosta State 56, West Alabama 8	Livingston, Ala.
10/27/01	W	#1 Valdosta State 54, North Alabama 7	VALDOSTA
11/03/01	W	#1 Valdosta State 56, Ouachita Baptist 14	Arkadelphia, Ark.
11/10/01	W	#1 Valdosta State 31, #18 West Georgia 6	VALDOSTA
11/17/01	W	#1 Valdosta State 40, #21 Fort Valley State 24	VALDOSTA
11/24/01	L	#7 Catawba 37, #1 Valdosta State 34	VALDOSTA
10/25/03	W	#1 Valdosta State 58, West Alabama 13	Livingston, Ala.
11/01/03	L	#3 North Alabama 17, #1 Valdosta State 10	VALDOSTA
08/27/05	W	31 Valdosta State 32, Fort Valley State 10	Macon, Ga.
09/03/05	W	#1 Valdosta State 24, #10 Albany State 9	VALDOSTA
09/10/05	W	#1 Valdosta State 52, Ouachita Baptist 20	VALDOSTA
09/17/05	L	Harding 16, #1 Valdosta State 13	Searcy, Ark.
08/23/08	W	#1 Valdosta State 56, Fort Valley State 3	VALDOSTA
08/30/08	W	#1 Valdosta State 14, #20 Newberry 20	Newberry, S.C.
09/20/08	W	#1 Valdosta State 29, Ouachita Baptist 6	VALDOSTA
09/27/08	W	#1 Valdosta State 33, West Alabama 14	Livingston, Ala.
10/02/08	L	#14 Delta State 27, #1 Valdosta State 24 (ot)	VALDOSTA



WON-LOSS BREAKDOWN

	W	L	T	Pct.
All Games	210	96	4	.684
Home	117	37	1	.758
Cleveland Field	108	33	1	.764
Martin Stadium	9	4	0	.692
Road/Neutral	93	57	3	.618
Gulf South Conference	144	67	3	.680
Home	74	30	1	.710
Away	70	37	2	.651
Non-Conference	66	29	1	.693
Home	43	9	0	.827
Away	23	21	1	.522
In August	10	1	0	.909
In September	67	28	1	.703
In October	82	34	0	.707
In November	45	32	3	.581
In December	6	1	0	.857
NCAA Playoffs	15	8	0	.652
Home	11	3	0	.786
Away	4	5	0	.444
Overtime Games	1	5	0	.167

MILESTONE VICTORIES

No.	Score	Opponent, Date
1	24-21	vs. Troy State, 09/18/82
25	17-12	vs. West Alabama, 10/18/86
50	42-15	at West Alabama, 10/07/89
75	63-0	at West Alabama, 10/01/94
81	14-7#	vs. Albany St., 11/19/94
96	63-30*	vs. Central Arkansas, 11/09/96
100	21-0	at North Alabama, 10/04/97
122	45-35*	at West Georgia, 11/11/00
125	41-14	vs. Southern Arkansas, 09/15/01
133	31-6*	vs. West Georgia, 11/10/01
145	19-3*	at West Georgia, 11/16/02
150	45-17	at Florida Atlantic, 09/06/03
167	35-12*	at West Georgia, 11/06/04
171	36-31^	vs. Pittsburgh State, 12/11/04
175	12-7	vs. Central Arkansas, 09/24/05
200	28-24	at California (Pa.), 12/08/07
201	25-20^	vs. Northwest Missouri St., 12/15/07

\*GSC Title; ^NCAA Title; #First NCAA Playoff Win

YEARLY RECORDS

Year	Overall	GSC	Finish	Coach
1982	5-5-1	2-4-0	6th	Jim Goodman
1983	5-6-0	2-5-0	8th	Jim Goodman
1984	5-6-0	3-5-0	t6th	Jim Goodman
1985	5-6-0	3-5-0	t6th	Jim Berryman
1986	9-2-0	7-1-0	2nd	Mike Cavan
1987	6-4-0	4-4-0	4th	Mike Cavan
1988	6-3-1	4-3-1	4th	Mike Cavan
1989	5-5-0	5-3-0	3rd	Mike Cavan
1990	5-5-0	5-3-0	4th	Mike Cavan
1991	6-3-1	4-1-1	t2nd	Mike Cavan
1992	5-4-1	3-2-1	t2nd	Hal Mumme
1993	8-3-0	5-2-0	2nd	Hal Mumme
1994	11-2-0	6-1-0	t2nd	Hal Mumme
1995	6-5-0	4-3-0	5th	Hal Mumme
1996	10-3-0	6-2-0	1st	Hal Mumme
1997	6-5-0	5-3-0	t4th	Mike Kelly
1998	5-6-0	4-5-0	t5th	Mike Kelly
1999	4-7-0	3-6-0	t6th	Mike Kelly/Mark Nelson
2000	10-2-0	8-1-0	t1st	Chris Hatcher
2001	12-1-0	9-0-0	1st	Chris Hatcher
2002	14-1-0	9-0-0	1st	Chris Hatcher
2003	10-2-0	8-1-0	2nd	Chris Hatcher
2004	13-1-0	9-0-0	1st	Chris Hatcher
2005	9-3-0	7-2-0	t2nd	Chris Hatcher
2006	8-2-0	6-2-0	t3rd	Chris Hatcher
2007	13-1-0	7-1-0	t2nd	David Dean
2008	9-3-0	6-2-0	3rd	David Dean

SHUTOUT VICTORIES

Date	Score	Opponent
09/08/84	49-0	Clark Atlanta
09/21/85	27-0	Kentucky State
09/13/86	17-0	Fort Valley State
09/21/91	7-0	Fort Valley State
09/02/93	65-0	Mount Senario
09/03/94	36-0	Knoxville
10/01/94	63-0	West Alabama
09/23/95	28-0	Arkansas Tech
10/14/95	41-0	St. Ambrose
10/26/96	42-0	Southern Arkansas
09/13/97	10-0	Fort Valley State
10/04/97	21-0	Southern Arkansas
09/02/00	46-0	Fort Valley State
08/31/02	26-0	Albany State
09/21/02	42-0	Delta State
11/08/03	30-0	Arkansas Tech
09/08/07	69-0	Fort Valley State
10/20/07	37-0	West Alabama

HOME ATTENDANCE BREAKDOWN

Year	Games	Total	Avg.
1982	5	36,800	7,360
1983	6	28,500	4,750
1984	5	25,468	5,094
1985	5	37,100	6,183
1986	5	25,000	5,000
1987	5	27,000	5,400
1988	5	20,500	4,100
1989	4	18,286	4,571
1990	4	20,330	5,083
1991	7	32,762	4,680
1992	4	16,064	4,016
1993	6	35,559	5,927
1994	8	59,212	7,402
1995	5	24,602	4,920
1996	7	49,251	7,036
1997	4	19,910	4,978
1998	5	23,741	4,748
1999	6	27,126	4,521
2000	5	37,569	7,514
2001	8	50,382	6,298
2002	9	48,826	5,425
2003	6	40,466	6,744
2004	6	25,628	4,271
2005	7	37,293	5,328
2006	5	26,199	5,240
2007	7	36,643	5,235
2008	6	34,989	5,832
Totals	157	828,563	5,277

TOP 10 HOME CROWDS

No.	Att.	Opponent (Score)	Date
1.	11,473	Albany St. (VSU, 41-6)	08/25/01
2.	10,948	Albany St. (VSU, 14-7)	11/19/94
3.	10,473	Albany St. (VSU, 21-3)	08/30/03
4.	10,214	West Ga. (VSU, 49-33)	10/15/94
5.	10,199	Albany St. (VSU, 18-6)	08/28/99
6.	10,100	Ft. Valley St. (FVSU, 17-3)	09/14/85
7.	10,039	North Ala. (VSU, 34-31)	10/05/96
8.	9,891	Ft. Valley St. (VSU, 46-0)	09/02/00
9.	9,576	Ft. Valley St. (VSU, 32-6)	09/07/02
10.	9,500	UCF (VSU, 13-7)	10/02/82

SERIES RECORDS AND RESULTS

Albany State (VSU leads 13-1)

10/23/82	at Albany State	W, 36-13
11/19/94	ALBANY STATE	W, 14-7
11/23/96	ALBANY STATE	W, 38-28
08/29/98	at Albany State	W, 20-10
08/28/99	ALBANY STATE	W, 18-6
08/26/00	at Albany State	W, 42-6
08/25/01	ALBANY STATE	W, 41-6
08/31/02	at Albany State	W, 26-0
08/30/03	ALBANY STATE	W, 21-3
09/04/04	at Albany State	L, 24-22
11/27/04	at Albany State	W, 38-24
09/03/05	ALBANY STATE	W, 24-9
09/02/06	at Albany State	W, 20-16
09/01/07	ALBANY STATE	W, 41-3

American International (VSU leads 1-0)

10/24/92	AM. INTERNATIONAL	W, 31-21
----------	-------------------	----------

Arkansas-Monticello (VSU leads 7-1)

10/12/96	at Arkansas-Monticello	W, 52-24
10/11/97	ARKANSAS-MONTICELLO	W, 58-14
10/31/98	at Arkansas-Monticello	W, 50-10
10/30/99	ARKANSAS-MONTICELLO	L, 35-31
10/12/02	ARKANSAS-MONTICELLO	W, 45-17
10/11/03	at Arkansas-Monticello	W, 31-28
11/04/06	ARKANSAS-MONTICELLO	W, 51-3
11/03/07	at Arkansas-Monticello	W, 63-28

Arkansas Tech (VSU leads 8-1)

09/23/95	ARKANSAS TECH	W, 6-0
09/21/96	at Arkansas Tech	W, 43-26
09/20/97	ARKANSAS TECH	W, 31-14
09/26/98	ARKANSAS TECH	W, 31-24
09/25/99	at Arkansas Tech	L, 21-14
11/09/02	ARKANSAS TECH	W, 31-24
11/08/03	at Arkansas Tech	W, 30-0
09/23/06	ARKANSAS TECH	W, 51-14
09/22/07	at Arkansas Tech	W, 28-27

Bishop (VSU leads 1-0)

11/02/85	BISHOP	W, 19-2
----------	--------	---------

California (Pa.) (VSU leads 1-0)

12/08/07	at California (Pa.)	W, 28-24
----------	---------------------	----------

Carson-Newman (Series tied 3-3)

11/30/96	at Carson-Newman	L, 24-19
09/06/97	CARSON-NEWMAN	L, 28-7
11/30/02	CARSON-NEWMAN	W, 31-28
11/22/03	CARSON-NEWMAN	L, 35-29
11/20/04	CARSON-NEWMAN	W, 38-12
11/15/08	CARSON-NEWMAN	W, 24-20

Catawba (VSU leads 2-1)

11/24/01	CATAWBA	L, 37-34 (ot)
11/23/02	CATAWBA	W, 24-7
11/24/07	CATAWBA	W, 55-29

Central Arkansas (VSU leads 9-2)

09/30/95	at Central Arkansas	L, 30-24
11/09/96	CENTRAL ARKANSAS	W, 63-30
11/08/97	at Central Arkansas	W, 31-22



SERIES RECORDS AND RESULTS

Table with 3 columns: Date, Opponent, Result. Includes Central Arkansas games from 10/24/98 to 09/24/05.

Central Florida (UCF leads 5-3)

Table with 3 columns: Date, Opponent, Result. Includes Central Florida games from 10/02/82 to 09/10/94.

Clark Atlanta (VSU leads 3-0)

Table with 3 columns: Date, Opponent, Result. Includes Clark Atlanta games from 09/08/84 to 09/24/94.

Delta State (DSU leads 15-12-1)

Table with 3 columns: Date, Opponent, Result. Includes Delta State games from 10/09/82 to 10/02/08.

East Tennessee State (ETSU leads 1-0)

Table with 3 columns: Date, Opponent, Result. Includes East Tennessee State game from 10/20/90.

Florida Atlantic (VSU leads 1-0)

Table with 3 columns: Date, Opponent, Result. Includes Florida Atlantic game from 09/06/03.

Fort Valley State (VSU leads 16-3)

Table with 3 columns: Date, Opponent, Result. Includes Fort Valley State games from 09/14/85 to 09/12/87.

Table with 3 columns: Date, Opponent, Result. Includes Fort Valley State games from 09/10/88 to 08/23/08.

Gardner-Webb (VSU leads 2-0)

Table with 3 columns: Date, Opponent, Result. Includes Gardner-Webb games from 09/02/95 to 08/31/96.

Georgia Southern (GSU leads 6-1-1)

Table with 3 columns: Date, Opponent, Result. Includes Georgia Southern games from 09/25/82 to 08/30/97.

Grand Valley State (GVSU leads 1-0)

Table with 3 columns: Date, Opponent, Result. Includes Grand Valley State game from 12/14/02.

Harding (VSU leads 4-1)

Table with 3 columns: Date, Opponent, Result. Includes Harding games from 10/14/00 to 10/18/08.

Henderson State (VSU leads 9-0)

Table with 3 columns: Date, Opponent, Result. Includes Henderson State games from 11/13/93 to 10/11/08.

Jacksonville State (JSU leads 8-3)

Table with 3 columns: Date, Opponent, Result. Includes Jacksonville State games from 10/16/82 to 09/26/92.

Kentucky State (VSU leads 3-0)

Table with 3 columns: Date, Opponent, Result. Includes Kentucky State games from 11/06/82 to 09/21/85.

Knoxville (VSU leads 1-0)

Table with 3 columns: Date, Opponent, Result. Includes Knoxville game from 09/03/94.

Lees-McRae (VSU leads 1-0)

Table with 3 columns: Date, Opponent, Result. Includes Lees-McRae game from 10/26/91.

Mississippi College (MC leads 8-5-1)

Table with 3 columns: Date, Opponent, Result. Includes Mississippi College games from 09/11/82 to 11/04/95.

Mount Senario (VSU leads 1-0)


Table with 3 columns: Date, Opponent, Result. Includes Mount Senario game from 09/02/93.

New Haven (VSU leads 1-0)

Table with 3 columns: Date, Opponent, Result. Includes New Haven game from 10/08/94.

North Alabama (UNA leads 17-13-1)

Table with 3 columns: Date, Opponent, Result. Includes North Alabama games from 10/30/82 to 11/06/93.





SERIES RECORDS AND RESULTS



11/05/94	at North Alabama	L, 38-21
11/26/94	at North Alabama	L, 27-24 (2ot)
10/28/95	at North Alabama	L, 26-9
10/05/96	NORTH ALABAMA	W, 34-31 (3ot)
10/04/97	at North Alabama	W, 21-0
11/07/98	NORTH ALABAMA	L, 35-7
11/06/99	at North Alabama	L, 31-28
10/28/00	at North Alabama	W, 45-21
10/27/01	NORTH ALABAMA	W, 54-7
11/02/02	at North Alabama	W, 45-28
11/01/03	NORTH ALABAMA	L, 17-10
10/23/04	at North Alabama	W, 24-20
10/20/05	NORTH ALABAMA	W, 26-23
11/12/05	NORTH ALABAMA	L, 40-13
10/28/06	at North Alabama	L, 31-24 (ot)
10/27/07	NORTH ALABAMA	W, 27-24
12/01/07	NORTH ALABAMA	W, 37-23
10/25/08	at North Alabama	L, 41-23
11/22/08	at North Alabama	L, 37-10

**North Dakota State (NDSU leads 1-0)**

09/09/95	at North Dakota State	L, 19-14
----------	-----------------------	----------

**Northwest Missouri State (VSU leads 1-0)**

12/15/07	vs. NW Missouri State	W, 25-20
----------	-----------------------	----------

**Ouachita Baptist (VSU leads 9-0)**

11/04/00	OUACHITA BAPTIST	W, 49-21
11/03/01	at Ouachita Baptist	W, 56-14
10/05/02	at Ouachita Baptist	W, 51-10
10/04/03	OUACHITA BAPTIST	W, 42-21
09/11/04	at Ouachita Baptist	W, 40-19
09/10/05	OUACHITA BAPTIST	W, 52-20
09/28/06	at Ouachita Baptist	W, 49-21
09/29/07	OUACHITA BAPTIST	W, 31-3
09/20/08	OUACHITA BAPTIST	W, 29-6

**Pittsburg State (VSU leads 1-0)**

12/11/04	vs. Pittsburg State	W, 36-31
----------	---------------------	----------

**Savannah State (VSU leads 5-0)**

09/24/83	SAVANNAH STATE	W, 14-10
09/15/84	at Savannah State	W, 28-7
11/01/86	SAVANNAH STATE	W, 21-7
10/31/87	at Savannah State	W, 35-15

09/14/96	SAVANNAH STATE	W, 21-7
----------	----------------	---------

**St. Ambrose (VSU leads 1-0)**

10/14/95	ST. AMBROSE	W, 41-0
----------	-------------	---------

**Southern Arkansas (VSU leads 10-3)**

10/26/96	SOUTHERN ARKANSAS	W, 42-7
10/25/97	at Southern Arkansas	L, 17-7
10/17/98	at Southern Arkansas	L, 40-13
10/16/99	SOUTHERN ARKANSAS	L, 28-14
09/16/00	at Southern Arkansas	W, 30-29
09/15/01	SOUTHERN ARKANSAS	W, 41-14
09/28/02	SOUTHERN ARKANSAS	W, 31-28
09/27/03	at Southern Arkansas	W, 41-17
10/30/04	SOUTHERN ARKANSAS	W, 45-28
10/29/05	at Southern Arkansas	W, 44-41
10/07/06	SOUTHERN ARKANSAS	W, 41-7
10/06/07	at Southern Arkansas	W, 33-21
11/03/08	at Southern Arkansas	W, 38-16

**Tarleton State (VSU leads 1-0)**

10/09/93	TARLETON STATE	W, 68-10
----------	----------------	----------

**Texas A&M-Kingsville (VSU leads 1-0)**

12/07/02	TEXAS A&M-KINGSVILLE	W, 21-12
----------	----------------------	----------

**Texas-El Paso (UTEP leads 1-0)**

09/16/95	at UTEP	L, 34-24
----------	---------	----------

**Troy State (TSU leads 7-4)**

09/18/82	TROY STATE	W, 24-21
09/17/83	at Troy State	L, 13-12
10/06/84	vs. Troy State	L, 27-12
10/12/85	TROY STATE	L, 10-3
10/11/86	at Troy State	L, 45-10
10/10/87	TROY STATE	L, 44-7
10/01/88	at Troy State	W, 21-16
09/30/89	TROY STATE	W, 20-14
09/29/90	at Troy State	W, 22-20
10/05/91	TROY STATE	L, 20-14
10/03/92	at Troy State	L, 26-10

**Truman State (VSU leads 1-0)**

09/07/96	TRUMAN	W, 49-35
----------	--------	----------

**Tennessee-Martin (VSU leads 6-1)**

09/22/84	at Tennessee-Martin	W, 36-6
09/28/85	TENNESSEE-MARTIN	W, 31-7
09/27/86	at Tennessee-Martin	W, 49-24
09/26/87	TENNESSEE-MARTIN	W, 24-10
09/17/88	at Tennessee-Martin	L, 13-9
09/16/89	TENNESSEE-MARTIN	W, 35-14
09/15/90	at Tennessee-Martin	W, 28-14

**West Alabama (VSU leads 26-1)**

11/13/82	WEST ALABAMA	W, 22-21
11/12/83	at West Alabama	W, 29-14
10/13/84	WEST ALABAMA	W, 17-16
10/19/85	at West Alabama	L, 10-5
10/18/86	WEST ALABAMA	W, 17-12
09/19/87	at West Alabama	W, 19-9
10/08/88	WEST ALABAMA	W, 20-7
10/07/89	at West Alabama	W, 17-6
10/06/90	WEST ALABAMA	W, 46-7

10/12/91	at West Alabama	W, 20-7
10/10/92	WEST ALABAMA	W, 42-15
10/02/93	WEST ALABAMA	W, 42-13
10/01/94	at West Alabama	W, 83-0
10/07/95	WEST ALABAMA	W, 27-20
10/19/96	at West Alabama	W, 52-16
10/18/97	WEST ALABAMA	W, 33-20
10/10/98	WEST ALABAMA	W, 19-3
10/09/99	at West Alabama	W, 21-19
10/21/00	WEST ALABAMA	W, 50-20
10/20/01	at West Alabama	W, 56-8
10/26/02	WEST ALABAMA	W, 43-31
10/25/03	at West Alabama	W, 58-13
10/16/04	WEST ALABAMA	W, 34-17
10/15/05	at West Alabama	W, 31-19
10/21/06	WEST ALABAMA	W, 16-14
10/20/07	at West Alabama	W, 37-0
09/27/08	at West Alabama	W, 33-14

**West Chester (VSU leads 1-0)**

12/04/04	WEST CHESTER	W, 45-21
----------	--------------	----------

**West Georgia (VSU leads 17-8)**

10/22/83	vs. West Georgia	W, 20-13
10/20/84	vs. West Georgia	W, 20-13
10/26/85	WEST GEORGIA	W, 49-12
10/25/86	at West Georgia	W, 41-26
10/24/87	WEST GEORGIA	W, 49-14
10/15/88	at West Georgia	W, 17-14
10/14/89	WEST GEORGIA	W, 34-16
10/13/90	at West Georgia	W, 37-2
10/19/91	WEST GEORGIA	W, 38-37
10/17/92	at West Georgia	L, 42-28
10/16/93	at West Georgia	L, 23-16
10/15/94	WEST GEORGIA	W, 49-33
11/11/95	at West Georgia	L, 44-6
11/16/96	WEST GEORGIA	L, 42-21
11/15/97	at West Georgia	L, 35-21
11/14/98	at West Georgia	L, 26-13
11/13/99	WEST GEORGIA	L, 23-16
11/11/00	at West Georgia	W, 45-35
11/10/01	WEST GEORGIA	W, 31-6
11/16/02	at West Georgia	W, 19-3
11/15/03	WEST GEORGIA	W, 30-17
11/06/04	at West Georgia	W, 35-12
11/05/05	WEST GEORGIA	L, 29-15
11/09/06	at West Georgia	W, 38-13
11/08/07	WEST GEORGIA	W, 35-10
10/30/08	WEST GEORGIA	W, 41-14



**YEAR-BY YEAR RESULTS**
**1982**

Record: 5-5-1, 2-4 (6th)

Coach Jim Goodman

Captains: James Owens, David Gilyard

Date	Opponent	Result
09/11	at Mississippi College	L, 28-13
09/18	TROY STATE	W, 24-21
09/25	at Georgia Southern	T, 27-27
10/02	CENTRAL FLORIDA	W, 13-7
10/09	at Delta State	L, 27-0
10/16	at Jacksonville State	L, 43-11
10/23	at Albany State	W, 36-13
10/30	NORTH ALABAMA	L, 53-7
11/06	at Kentucky State	W, 48-13
11/13	WEST ALABAMA	W, 22-21
11/20	GEORGIA SOUTHERN	L, 45-29

**1983**

Record: 5-6, 2-5 (8th)

Coach: Jim Goodman

Captains: Mark Catano, Cliff Fouty

Date	Opponent	Result
09/10	MISSISSIPPI COLLEGE	L, 26-3
09/17	at Troy State	L, 13-12
09/24	SAVANNAH STATE	W, 14-10
10/01	at Central Florida	L, 20-0
10/08	DELTA STATE	L, 24-16
10/15	JACKSONVILLE STATE	L, 37-11
10/22	vs. West Georgia	W, 20-13
10/29	at North Alabama	L, 27-0
11/05	KENTUCKY STATE	W, 32-20
11/12	at West Alabama	W, 29-14
11/19	GEORGIA SOUTHERN	W, 34-29

**1984**

Record: 5-6, 3-5 (6th)

Coach: Jim Goodman

Captains: Lenny Parker, Elson Bolar

Date	Opponent	Result
09/08	CLARK	W, 49-0
09/15	at Savannah State	W, 28-7
09/22	at Tennessee-Martin	W, 38-6
09/29	JACKSONVILLE STATE	L, 12-5
10/06	vs. Troy State	L, 27-12
10/13	WEST ALABAMA	W, 17-16



10/20	vs. West Georgia	W, 20-13
10/27	at Georgia Southern	L, 38-8
11/03	MISSISSIPPI COLLEGE	L, 10-3
11/10	at Delta State	L, 17-11
11/17	NORTH ALABAMA	L, 35-24

**1985**

Record: 5-6, 3-5 (6th)

Coach: Jim Berryman

Captains: Jimmy Francis, Jay Walls

Date	Opponent	Result
09/14	FORT VALLEY STATE	L, 17-3
09/21	KENTUCKY STATE	W, 27-0
09/28	TENNESSEE-MARTIN	W, 31-7
10/05	at Jacksonville State	L, 12-10
10/12	TROY STATE	L, 10-3
10/19	at West Alabama	L, 10-5
10/26	WEST GEORGIA	W, 49-12
11/02	BISHOP	W, 19-2
11/09	at Mississippi College	L, 28-7
11/16	DELTA STATE	W, 39-20
11/23	at North Alabama	L, 45-0

**1986**

Record: 9-2, 7-1 (2nd)

Coach: Mike Cavan

 Captains: Jessie Tuggle, R.D. Swain,  
Dallis Smith, Dennis Smith

Date	Opponent	Result
09/13	vs. Fort Valley State	W, 17-0
09/20	at Central Florida	L, 10-7
09/27	at Tennessee-Martin	W, 49-24
10/04	JACKSONVILLE STATE	W, 29-25
10/11	at Troy State	L, 45-10
10/18	WEST ALABAMA	W, 17-12
10/25	at West Georgia	W, 41-26
11/01	SAVANNAH STATE	W, 21-7
11/08	MISSISSIPPI COLLEGE	W, 21-10
11/15	at Delta State	W, 31-8
11/22	NORTH ALABAMA	W, 24-7

**1987**

Record: 6-4, 4-4 (4th)

Coach: Mike Cavan

 Captains: Jimmy Brookins, Scott Mowry,  
Bryan Banks, John Norris

Date	Opponent	Result
09/12	FORT VALLEY STATE	W, 21-14
09/19	at West Alabama	W, 19-9
09/26	TENNESSEE-MARTIN	W, 24-10
10/03	at Jacksonville State	W, 27-10
10/10	TROY STATE	L, 44-7
10/24	WEST GEORGIA	W, 49-14
10/31	at Savannah State	W, 35-15
11/07	at Mississippi College	L, 20-12
11/14	DELTA STATE	L, 24-21
11/21	at North Alabama	L, 17-16


**1988**

Record: 6-3-1, 4-3-1 (4th)

Coach: Mike Cavan

Captains: Jimmy Brookins, Scott Mowry, Eric Clark

Date	Opponent	Result
09/10	FORT VALLEY STATE	W, 14-13



09/17	at Tennessee-Martin	L, 13-9
09/24	JACKSONVILLE STATE	L, 31-21
10/01	at Troy State	W, 21-16
10/08	WEST ALABAMA	W, 20-7
10/15	at West Georgia	W, 17-14
10/22	CENTRAL FLORIDA	W, 48-19
10/29	MISSISSIPPI COLLEGE	L, 31-21
11/05	at Delta State	T, 28-28
11/12	NORTH ALABAMA	W, 35-28

**1989**

Record: 5-5, 5-3 (3rd)

Coach: Mike Cavan

Captains: Randy Fisher, Maurice Jordan

Date	Opponent	Result
09/02	at Georgia Southern	L, 31-10
09/09	at Central Florida	L, 35-10
09/16	TENNESSEE-MARTIN	W, 35-14
09/23	at Jacksonville State	L, 17-15
09/30	TROY STATE	W, 20-14
10/07	at West Alabama	W, 17-6
10/14	WEST GEORGIA	W, 34-16
10/28	at Mississippi College	L, 32-3
11/04	DELTA STATE	L, 24-16
11/11	at North Alabama	W, 24-10

**1990**

Record: 5-5, 5-3 (4th)


Coach: Mike Cavan

Captains: Tye Cottle, Deon Searcy

Date	Opponent	Result
09/01	at Georgia Southern	L, 17-10
09/15	at Tennessee-Martin	W, 28-14
09/22	JACKSONVILLE STATE	W, 18-17
09/29	at Troy State	W, 22-20
10/06	WEST ALABAMA	W, 46-7
10/13	at West Georgia	W, 37-2
10/20	at East Tennessee State	L, 37-22
10/27	MISSISSIPPI COLLEGE	L, 17-10
11/03	at Delta State	L, 26-11
11/10	NORTH ALABAMA	L, 26-10



YEAR-BY YEAR RESULTS



**1991**

Record: 6-3-1, 4-1-1 (2nd)

Coach: Mike Cavan

Captains: Will O'Steen, Chris Dupree

Date	Opponent	Result
09/14	at Central Florida	L, 12-0
09/21	FORT VALLEY STATE	W, 7-0
09/28	at Jacksonville State	L, 24-3
10/05	TROY STATE	L, 20-14
10/12	at West Alabama	W, 20-7
10/19	WEST GEORGIA	W, 38-37
10/26	LEES-MCRAE	W, 59-13
11/02	at Mississippi College	T, 10-10
11/09	DELTA STATE	W, 34-27
11/16	at North Alabama	W, 34-17

**1992**

Record: 5-4-1, 3-2-1 (2nd)

Coach: Hal Mumme

Captains: Chris Hatcher, Calvin Walker, Antonio Edwards, Chris Dupree

Date	Opponent	Result
09/12	at Georgia Southern	L, 24-13
09/19	at Fort Valley State	W, 24-17
09/26	at Jacksonville State	L, 20-6
10/03	at Troy State	L, 26-10
10/10	WEST ALABAMA	W, 42-15
10/17	at West Georgia	L, 42-28
10/24	AMERICAN INTERNAL	W, 31-21
10/31	MISSISSIPPI COLLEGE	W, 28-14
11/07	at Delta State	W, 45-7
11/14	NORTH ALABAMA	T, 24-24

**1993**

Record: 8-3, 5-2 (2nd)

Coach: Hal Mumme

Captains: Chris Hatcher, Calvin Walker, Andre Hampton, Tony Hill

Date	Opponent	Result
09/02	MOUNT SENARIO	W, 65-0
09/11	at Central Florida	L, 35-30
09/18	at Fort Valley State	W, 49-24
09/25	CLARK ATLANTA	W, 41-12
10/02	WEST ALABAMA	W, 42-13
10/09	TARLETON STATE	W, 68-10

10/16	at West Georgia	L, 23-16
10/23	MISSISSIPPI COLLEGE	W, 42-21
10/30	at Delta State	W, 33-8
11/06	NORTH ALABAMA	L, 31-21
11/13	at Henderson State	W, 42-20

**1994**

Record: 11-2, 6-1 (2nd)

Coach: Hal Mumme

Captains: Chris Hatcher, Dominique Ross, Andre Hampton, Tony Hill

Date	Opponent	Result
09/03	KNOXVILLE	W, 36-0
09/10	at Central Florida	W, 31-14
09/17	FORT VALLEY STATE	W, 58-6
09/24	CLARK ATLANTA	W, 63-6
10/01	at West Alabama	W, 63-0
10/08	NEW HAVEN	W, 38-7
10/15	WEST GEORGIA	W, 49-33
10/22	at Mississippi College	W, 24-7
10/29	DELTA STATE	W, 57-10
11/05	at North Alabama	L, 38-21
11/12	HENDERSON STATE	W, 49-7
11/19	ALBANY STATE	W, 14-7
11/26	at North Alabama	L, 27-24 (2ot)

**1995**

Record: 6-5, 4-3 (5th)

Coach: Hal Mumme

Captains: Lance Funderburke, Drew McPhail, Ryan Branch, James Hubbard

Date	Opponent	Result
09/02	GARDNER-WEBB	W, 34-21
09/09	at North Dakota State	L, 19-14
09/16	at UTEP	L, 34-24
09/23	ARKANSAS TECH	W, 6-0
09/30	at Central Arkansas	L, 30-24
10/07	WEST ALABAMA	W, 27-20
10/14	ST. AMBROSE	W, 41-0
10/21	at Delta State	W, 37-19
10/28	at North Alabama	L, 26-9
11/04	MISSISSIPPI COLLEGE	W, 42-16
11/11	at West Georgia	L, 44-6

**1996**

Record: 10-3, 6-2 (1st)

Coach: Hal Mumme

Captains: Lance Funderburke, Drew McPhail, James Lockhart, Jarmal Stevens

Date	Opponent	Result
08/31	at Gardner-Webb	W, 42-16
09/07	TRUMAN	W, 49-35
09/14	SAVANNAH STATE	W, 21-7
09/21	at Arkansas Tech	W, 43-26
10/05	NORTH ALABAMA	W, 34-31 (3ot)
10/12	at Arkansas-Monticello	W, 52-24
10/19	at West Alabama	W, 52-16
10/26	SOUTHERN ARKANSAS	W, 42-7
11/02	at Delta State	L, 34-28
11/09	CENTRAL ARKANSAS	W, 63-30
11/16	WEST GEORGIA	L, 42-21
11/23	ALBANY STATE	W, 38-28
11/30	at Carson-Newman	L, 24-19

**1997**

Record: 6-5, 5-3 (T-4th)

Coach: Mike Kelly

Captains: Vontrell Mitchell, Kris Gingrow, Wayne DeVane, Terry Turner, Antonio Speed, Brad Trout

Date	Opponent	Result
08/30	at Georgia Southern	L, 45-26
09/06	CARSON-NEWMAN	L, 28-7
09/13	at Fort Valley State	W, 10-0
09/20	ARKANSAS TECH	W, 31-14
10/04	at North Alabama	W, 21-0
10/11	ARK.-MONTICELLO	W, 58-14
10/18	WEST ALABAMA	W, 33-20
10/25	at Southern Arkansas	L, 17-7
11/01	DELTA STATE	L, 27-23
11/08	at Central Arkansas	W, 31-22
11/15	at West Georgia	L, 35-21

**1998**

Record: 5-6, 4-5 (5th)

Coach: Mike Kelly

Captains: Donnie Johnson, Vontrell Mitchell, Jesse Sutton, Antonio Speed, James Lighthoot

Date	Opponent	Result
08/29	at Albany State	W, 20-10
09/05	FORT VALLEY STATE	L, 20-14
09/12	at Henderson State	W, 12-8
09/19	at Delta State	L, 20-17
09/26	ARKANSAS TECH	W, 31-24
10/10	WEST ALABAMA	W, 19-3
10/17	at Southern Arkansas	L, 40-13
10/24	CENTRAL ARKANSAS	L, 17-10
10/31	at Arkansas-Monticello	W, 50-10
11/07	NORTH ALABAMA	L, 35-7
11/14	at West Georgia	L, 26-13

**1999**

Record: 4-7, 3-6 (6th)

Coach: Mike Kelly\*

Captains: Greg Cooper, Tully Payne, Antonio Speed, Michael Williams

Date	Opponent	Result
08/28	ALBANY STATE	W, 18-6
09/04	at Fort Valley State	L, 24-13
09/11	HENDERSON STATE	W, 39-3
09/18	DELTA STATE	L, 9-6
09/25	at Arkansas Tech	L, 21-14
10/09	at West Alabama	W, 21-19
10/16	SOUTHERN ARKANSAS	L, 28-14
10/23	at Central Arkansas	W, 33-20
10/30	ARK.-MONTICELLO	L, 35-31
11/06	at North Alabama	L, 31-28
11/13	WEST GEORGIA	L, 23-16

\*Mark Nelson coached for final two games

**2000**

Record: 10-2, 8-1 (1st)

Coach: Chris Hatcher

Captains: Dusty Bonner, Tully Payne, Reggie Cockerm, Ced Dickerson

Date	Opponent	Result
08/26	at Albany State	W, 42-6
09/02	FORT VALLEY STATE	W, 46-0
09/16	at Southern Arkansas	W, 30-29



YEAR-BY YEAR RESULTS

Table with 3 columns: Date, Opponent, Result. Rows include Central Arkansas, Henderson State, Delta State, Harding, West Alabama, North Alabama, Ouachita Baptist, West Georgia, Delta State.

2001

Record: 12-1, 9-0 (1st)
Coach: Chris Hatcher

Captains: Dusty Bonner, Tully Payne, Reggie Cockerm, Ced Dickerson, C.J. Lofton

Table with 3 columns: Date, Opponent, Result. Rows include Albany State, Fort Valley State, Southern Arkansas, Central Arkansas, Henderson State, Delta State, Harding, West Alabama, North Alabama, Ouachita Baptist, West Georgia, Fort Valley State, Catawba.

2002

Record: 14-1, 9-0 (1st)
National Runner-Up
Coach: Chris Hatcher

Captains: Reggie Mosley, Tabious Carter, Ced Dickerson, C.J. Lofton

Table with 3 columns: Date, Opponent, Result. Rows include Albany State, Fort Valley State, Delta State, Southern Arkansas, Ouachita Baptist, Ark.-Monticello, Central Arkansas, West Alabama, North Alabama, Arkansas Tech, West Georgia, Catawba, Carson-Newman, Texas A&M-Kingsville, vs. Grand Valley State.

2003

Record: 10-2, 8-1 (2nd)
Coach: Chris Hatcher

Captains: Buster Faulkner, Lee Tarpley, Tyrone Jordan, Wesley Brown, Marlin Adams

Table with 3 columns: Date, Opponent, Result. Rows include Albany State, Florida Atlantic, Delta State, Southern Arkansas, Ouachita Baptist.

Table with 3 columns: Date, Opponent, Result. Rows include Arkansas-Monticello, Central Arkansas, West Alabama, North Alabama, Arkansas Tech, West Georgia, Carson-Newman.

2004

Record: 13-1, 9-0 (1st)
National Champions
Coach: Chris Hatcher

Captains: Fabian Walker, Torrey Howard, Leighton Cooley, Tim Thompson, Tyran Robinson

Table with 3 columns: Date, Opponent, Result. Rows include Albany State, Ouachita Baptist, Harding, Central Arkansas, Delta State, Henderson State, West Alabama, North Alabama, Southern Arkansas, West Georgia, Carson-Newman, Albany State, West Chester, vs. Pittsburg State.

2005

Record: 9-3, 7-2 (T-2nd)
Coach: Chris Hatcher

Captains: Vincent Brown, Tim Thompson, Dedrick Morrison, Will Shelton, Scott Foss

Table with 3 columns: Date, Opponent, Result. Rows include vs. Fort Valley State, Albany State, Ouachita Baptist, Harding, Central Arkansas, Delta State, Henderson State, West Alabama, North Alabama, Southern Arkansas, West Georgia, North Alabama.

2006

Record: 8-2, 6-2 (T-3rd)
Coach: Chris Hatcher

Captains: Jeffrey Felton, Travis Harrison, Jos Edison, William Montford, Davis Russell

Table with 3 columns: Date, Opponent, Result. Rows include Albany State, Fort Valley State, Arkansas Tech, Ouachita Baptist, Southern Arkansas, Delta State, West Alabama, North Alabama, Arkansas-Monticello.

Table with 3 columns: Date, Opponent, Result. Row: 11/09 at West Georgia W, 38-13

2007

Record: 13-1, 7-1 (T-2nd)
National Champions

Coach: David Dean

Captains: Willie Copeland, Jeffrey Felton, Travis Harrison, William Montford, Davis Russell


Table with 3 columns: Date, Opponent, Result. Rows include Albany State, Fort Valley State, Arkansas Tech, Ouachita Baptist, Southern Arkansas, Delta State, West Alabama, North Alabama, Arkansas-Monticello, West Georgia, Catawba, North Alabama, California (Pa.), vs. Northwest Missouri St.

2008

Record: 9-3, 6-2 (3rd)
Coach: David Dean

Captains: Tucker Pruitt, Sherard Reynolds, Mark Sibenaller, Everett Kitchens, Larry Dean

Table with 3 columns: Date, Opponent, Result. Rows include Fort Valley State, Newberry, Ouachita Baptist, West Alabama, Delta State, Henderson State, Harding, North Alabama, West Georgia, Southern Arkansas, Carson-Newman, North Alabama.





## YEAR-BY-YEAR TEAM STATISTICS

## OFFENSE

Year	First Downs	Net Rushing	Net Passing	Total Plays	Plays/Game	Total Offense	Yards/Game	Yards/Play	Att.-Comp.	Pts.-Avg.	TD
1982	193	894	2635	767	69.7	3543	322.1	4.6	396-191	230-20.9	29
1983	144	1662	1176	689	62.6	2838	257.9	4.1	197-79	171-15.1	22
1984	152	1300	1217	730	66.4	2517	228.8	3.4	212-83	215-19.5	24
1985	169	1968	1373	781	71.0	3341	303.7	4.3	236-105	193-17.5	22
1986	178	1958	1513	720	65.5	3471	315.5	4.8	200-107	267-24.3	35
1987	169	1823	1473	652	65.2	3296	329.6	5.1	180-99	231-23.1	31
1988	190	1459	2001	672	67.2	3460	346.0	5.1	265-144	234-23.4	29
1989	156	1349	1681	638	63.8	3030	303.0	4.7	238-132	188-18.8	23
1990	159	1711	1313	651	65.1	3024	302.4	4.6	194-106	214-21.4	23
1991	164	1726	1353	665	66.5	3079	307.9	4.6	213-108	219-21.9	26
1992	195	1019	2586	674	67.4	3605	360.5	5.3	416-273	251-25.1	33
1993	251	1388	3871	785	71.4	5259	478.1	6.7	513-363	449-40.8	62
1994	301	1606	<b>4389</b>	964	<b>74.2</b>	5995	461.2	6.2	<b>594-409</b>	527-40.5	73
1995	229	833	3842	812	73.8	4675	425.0	5.8	570-373	286-26.0	38
1996	300	2022	4275	915	70.4	6297	484.4	6.9	544-346	504-38.8	70
1997	190	1521	2225	736	66.9	3746	340.6	5.1	339-176	268-24.4	38
1998	154	575	2294	697	63.4	2869	260.8	4.1	383-174	206-18.7	27
1999	198	1842	1813	724	65.8	3655	332.3	5.1	296-135	233-21.2	31
2000	308	1444	4361	861	71.8	5805	483.8	6.7	522-372	513-42.8	73
2001	328	2278	4356	868	66.8	<b>6634</b>	<b>510.3</b>	<b>7.6</b>	478-337	<b>617-47.5</b>	<b>86</b>
2002	307	1816	4162	<b>1095</b>	73.0	5978	398.5	5.5	547-355	500-33.3	65
2003	263	1296	3433	853	71.1	4729	394.1	5.5	483-293	391-32.6	51
2004	284	<b>2706</b>	3119	936	62.4	5825	416.1	6.2	420-302	489-34.9	59
2005	338	1257	3307	850	70.8	4564	380.3	5.4	489-317	338-28.2	40
2006	197	1068	2830	663	66.3	3898	389.9	5.9	391-261	349-34.9	47
2007	313	2360	3431	1003	71.6	5791	413.6	5.8	524-334	540-38.6	71
2008	<b>340</b>	1619	2950	804	67.0	4569	380.8	5.7	427-256	340-28.3	46

## DEFENSE

Year	First Downs	Net Rushing	Net Passing	Total Yds Allowed	Yards/Game	Att.-Comp.	Pts.-Avg.	VSU Net Punt Avg.	Passes Intercepted	Yards Returned	Avg. Ret.
1982	235	2664	1731	4395	399.5	285-145	298-27.1		14	164	11.7
1983	195	2115	1319	3434	312.2	237-104	233-21.2	34.3	14	127	9.1
1984	177	2005	1281	3286	298.7	234-94	181-16.5	34.9	17	188	11.1
1985	167	1757	1471	3228	293.5	269-106	<b>163-14.8</b>	37.9	13	154	11.8
1986	197	1228	2122	3350	304.5	358-194	174-15.8	<b>39.2</b>	<b>32</b>	277	8.7
1987	181	1550	1564	3114	311.4	268-131	178-17.8	32.2	17	311	18.3
1988	178	1624	1450	3074	307.4	242-112	200-20.0	33.2	14	118	8.4
1989	165	1644	<b>1255</b>	2899	289.9	208-96	210-21.0	34.1	9	80	8.9
1990	162	1527	1280	2807	280.7	197-101	183-18.3	33.0	13	159	12.2
1991	171	1365	1783	3148	314.8	258-129	167-16.7	37.6	13	82	6.3
1992	166	1801	1330	3131	313.1	248-103	210-21.0	31.8	10	159	15.9
1993	169	1423	1613	3036	276.0	247-136	197-17.9	33.6	8	154	19.3
1994	207	1559	1924	3483	<b>267.9</b>	308-148	162-12.5	29.7	14	222	15.9
1995	195	1853	1524	3377	307.0	243-116	229-20.8	36.7	9	138	15.3
1996	241	2091	2236	4327	332.9	323-162	313-24.1	35.1	11	69	6.3
1997	183	1403	1798	3201	291.0	278-130	222-20.2	33.4	13	92	7.1
1998	<b>148</b>	1852	1100	2952	268.4	<b>216-80</b>	213-19.4	30.9	16	120	7.5
1999	184	1730	1484	3214	292.2	234-107	219-19.9	33.0	10	173	17.3
2000	212	2043	2088	4131	344.3	316-161	310-25.8	36.7	15	264	17.6
2001	221	1397	2130	3527	271.3	408-224	188-14.5	30.6	18	219	12.2
2002	218	<b>832</b>	3227	4059	270.6	526-264	236-15.7	33.3	26	197	7.6
2003	229	1712	2443	4155	346.2	395-207	206-17.2	36.5	9	120	13.3
2004	251	2205	2563	4768	340.6	366-187	305-21.8	31.8	22	258	11.7
2005	212	1675	2873	4548	379.0	399-225	249-20.8	34.4	20	227	11.4
2006	<b>148</b>	1125	1577	<b>2702</b>	270.2	252-126	157-15.7	33.3	13	292	<b>22.5</b>
2007	251	1693	2876	4569	326.4	482-270	247-17.6	36.3	27	<b>497</b>	18.4
2008	223	1299	2356	3655	304.6	454-259	223-18.6	36.3	10	203	20.3

School Record

**ANNUAL STATISTICAL LEADERS**
**TOTAL OFFENSE LEADERS**

Year	Player	G	Plays	Yards
1982	James Owens	10	402	2,906
1983	Terry Mallory	8	173	732
1984	Mark Dace	11	216	680
1985	Mark Dace	7	186	899
1986	Mark Dace	11	315	1,744
1987	Tye Cottle	9	146	816
1988	Tye Cottle	10	334	1,969
1989	Tye Cottle	10	311	1,582
1990	Tye Cottle	10	243	1,182
1991	Chris Hatcher	7	186	1,044
1992	Chris Hatcher	10	424	2,493
1993	Chris Hatcher	11	495	3,532
1994	Chris Hatcher	13	537	3,955
1995	Lance Funderburk	11	581	3,549
1996	Lance Funderburk	13	570	4,167
1997	Donnie Johnston	11	198	935
1998	Brandon Cowart	9	282	1,267
1999	Kenn Barnett	11	187	964
2000	Dusty Bonner	12	534	3,965
2001	Dusty Bonner	13	469	4,035
2002	Buster Faulkner	15	611	3,513
2003	Barrett Wilkes	12	487	3,220
2004	Fabian Walker	14	534	3,465
2005	Barrett Wilkes	11	453	2,703
2006	Willie Copeland	10	428	2,618
2007	Willie Copeland	14	569	3,331
2008	Chris Hart	12	332	2,084

**RUSHING LEADERS**

Year	Player	G	Plays	Yards
1982	Henry Chubb	11	100	475
1983	Henry Chubb	11	121	668
1984	Michael Williams	10	67	362
1985	Tony Allen	9	127	564
1986	Eric Clark	11	118	565

1987	Donnie Harrell	10	142	632
1988	Ramon Allen	10	155	780
1989	Ramon Allen	10	197	846
1990	Ramon Allen	10	211	957
1991	Ramon Allen	9	109	488
1992	Dominique Ross	9	153	734
1993	Dominique Ross	11	167	1,030
1994	Dominique Ross	13	256	1,473
1995	David Glisson	11	147	837
1996	Vontrell Mitchell	13	186	1,355
1997	Vontrell Mitchell	9	170	840
1998	Marcus Ray	19	81	351
1999	Mike Christopher	10	104	517
2000	Aaron Jenkins	12	72	499
2001	Aaron Jenkins	13	199	1,503
2002	Aaron Jenkins	14	214	1,304
2003	Tyran Robinson	12	104	571
2004	Tyran Robinson	14	213	1,267
2005	Vincent Brown	9	136	768
2006	Rashawn Robinson	10	66	392
2007	Michael Terry	14	164	1,107
2008	Markus Manson	12	84	447

**PASSING LEADERS**

Year	Player	G	Att.-Cmp.	Yards
1982	James Owens	10	339-169	2,258
1983	Terry Mallory	8	98-41	681
1984	Mark Dace	11	106-42	662
1985	Mark Dace	7	108-53	762
1986	Mark Dace	11	186-104	1,435
1987	Tye Cottle	9	98-54	767
1988	Tye Cottle	10	262-143	1,960
1989	Tye Cottle	10	235-131	1,677
1990	Tye Cottle	10	179-99	1,189
1991	Chris Hatcher	7	150-81	1,088
1992	Chris Hatcher	10	400-264	2,548
1993	Chris Hatcher	11	471-335	3,651

1994	Chris Hatcher	13	508-367	4,076
1995	Lance Funderburk	11	544-356	3,706
1996	Lance Funderburk	13	532-342	4,226
1997	Donnie Johnston	11	155-83	924
1998	Brandon Cowart	9	240-109	1,446
1999	Kenn Barnett	11	133-61	889
2000	Dusty Bonner	12	488-351	4,126
2001	Dusty Bonner	13	425-298	4,037
2002	Buster Faulkner	15	503-327	3,826
2003	Barrett Wilkes	12	431-272	3,269
2004	Fabian Walker	14	417-299	3,062
2005	Barrett Wilkes	11	376-266	2,668
2006	Willie Copeland	10	372-250	2,663
2007	Willie Copeland	14	489-311	3,160
2008	Chris Hart	12	143-251	1,841

**RECEIVING LEADERS**

Year	Player	G	Rec.	Yards
1982	Carl Armstrong	11	61	1,028
1983	Kelvin Sheppard	11	22	388
1984	Kevin Gray	11	23	455
1985	Darrien Teals	11	33	448
1986	Randy Fisher	11	46	753
1987	Randy Fisher	10	36	585
1988	Randy Fisher	10	52	864
1989	Randy Fisher	10	51	690
1990	Dexter Holiday	8	25	393
1991	Dexter Holiday	10	23	375
1992	Calvin Walker	10	71	867
1993	Calvin Walker	11	82	944
1994	Robert Williams	13	86	1,187
1995	Sean Pender	11	111	983
1996	Rodney Brown	13	61	1,148
1997	Mike Bowman	11	43	728
1998	Nikko Cooper	11	35	581
1999	Reggie Mosley	11	24	384
2000	Reggie Mosley	12	67	1,106
2001	Reggie Mosley	13	65	1,063
2002	Reggie Mosley	15	79	1,295
2003	Andre Zellner	12	42	558
2004	Tyran Robinson	14	67	672
2005	Sherard Reynolds	12	38	650
2006	Cedric Jones	10	66	911
2007	Cedric Jones	14	102	1,171
2008	Cedric Jones	11	57	551

**SCORING LEADERS**

Year	Player	G	TDs	Points
1982	Carl Armstrong	11	8	48
	Brad Bauer	11	0	48
1983	Tracy Soles	9	9	54
1984	Keith Moore	11	0	59
1985	Keith Moore	11	0	59
1986	Randy Fisher	11	10	60
1987	Rodney Fulk	10	0	44
1988	Jack McTyre	10	0	58
1989	Jack McTyre	10	0	33
1990	Ramon Allen	10	13	78
1991	Don Kelly	10	0	59
1992	Dominique Ross	9	12	72
1993	Dominique Ross	11	13	78
1994	Robert Williams	13	21	126
	Stanley Flanders	13	21	126
1995	Rodney Brown	10	9	54





ANNUAL STATISTICAL LEADERS

1996	Nikko Cooper	13	14	86
1997	Mike Bowman	11	11	66
1998	James Lightfoot	11	0	38
1999	Carlos Hope	11	7	42
2000	Aaron Jenkins	12	13	78
	C.J. Lofton	12	13	78
2001	Aaron Jenkins	13	21	126
2002	Will Rhody	15	0	105
2003	Will Rhody	12	0	82
2004	Will Rhody	14	0	121
2005	Michael Green	12	0	94
2006	Zachary Williams	10	0	66
2007	Zachary Williams	14	0	104
2008	Albert Dukes	12	8	50

TACKLE LEADERS

Year	Player	UT	AT	TT
1982	Cliff Fouty	20	135	155
1983	Lenny Parker	47	76	123
1984	Lenny Parker	62	63	125
1985	Jimmy Francis	63	62	125
1986	Jessie Tuggle	42	87	129
1987	Jimmy Brookins	69	36	105
1988	Jimmy Brookins	73	52	125
1989	Shaun Utley	44	35	79
1990	Freddie Richardson	45	36	81
1991	Chris Dupree	33	39	72
1992	Chris Dupree	40	41	81
1993	Erasmus Harvey	39	41	80
1994	Edward Mitchell	55	44	99
1995	Ryan Branch	67	53	120
1996	Jarmal Stevens	56	46	102
1997	Jesse Sutton	43	62	105
1998	Jesse Sutton	43	67	110
1999	Michael Williams	42	46	88
2000	Mike Fowler	67	34	101
2001	Ced Dickerson	53	29	82
2002	Marlin Adams	52	43	95
2003	Jason Cost	36	50	86
2004	Spencer Fortson	45	36	81
2005	Tim Thompson	38	17	55
2006	William Montford	43	42	85
2007	William Montford	48	74	122
2008	Larry Dean	42	53	95

INTERCEPTION LEADERS

Year	Player	G	No.	Yards
1982	Timmy Massey	11	3	30
	Jimmy Francis	11	3	28
1983	Dallis Smith	11	5	91
1984	Jimmy Francis	11	4	31
1985	Jimmy Francis	11	5	109
1986	Dallis Smith	11	9	53
1987	Calvin Orr	10	4	71
1988	Deon Searcy	10	5	11
1989	Deon Searcy	10	4	29
1990	Derick McCant	10	2	35
1991	Chris Dupree	10	5	45
1992	Antonio Hill	10	2	72
	Walt Foy	10	2	28
1993	Tony Hill	11	3	36
1994	Tony Hill	11	2	33
	Marcus Johnson	11	2	18
1995	Cornelius Seymour	11	2	97

	Albert Fanoga	8	2	13
1996	Austin Harmon	13	4	3
1997	Jerome Mills	10	5	59
1998	Terrell Battle	8	3	37
	Vaughn Clark	11	3	0
1999	Tabious Carter	10	2	56
	Shamonta Dean	9	2	48
	Demeakey Williams	10	2	0
2000	Ced Dickerson	12	4	77
2001	Wesley Brown	13	4	35
2002	Chris Fowler	14	7	35
2003	Ellitot Burkes	12	2	35
2004	Sam Reynolds	14	5	1
2005	Bernard George	10	4	13
2006	Sherard Reynolds	10	3	81
	Maurice Leggett	10	3	3
2007	Sherard Reynolds	14	7	176
2008	Sherard Reynolds	12	4	132

PUNT RETURN LEADERS

Year	Player	No.	Yards	Avg.
1982	Jimmy Francis	30	199	6.6
1983	Derrick Harris	24	155	6.5
1984	Derrick Harris	18	198	11.0
1985	Jimmy Francis	29	140	4.8
1986	Randy Fisher	23	205	8.9
1987	Randy Fisher	19	192	10.1
1988	Edward Jackson	10	100	10.0
1989	Edward Jackson	26	158	6.1
1990	Deon Searcy	15	124	8.3
1991	Antonio Hill	27	276	10.2
1992	Antonio Hill	18	110	6.1
1993	Stanley Flanders	18	200	11.1
1994	Stanley Flanders	13	158	12.2
1995	Gary Goff	8	31	3.9
1996	Gary Goff	20	64	3.2
1997	Eric Doggett	24	260	10.8
1998	Eric Doggett	28	359	12.8
1999	Eric Doggett	32	452	14.1
2000	Reggie Mosley	25	224	9.0
2001	Michael Greer	16	91	5.7
2002	Reggie Mosley	33	250	7.6
2003	Bama Adams	33	372	11.3
2004	Bama Adams	13	174	13.4
2005	Waymon Ford	11	60	5.5
2006	Sherard Reynolds	30	496	16.5
2007	Sherard Reynolds	24	320	13.3
2008	Roger King	18	195	10.8


KICKOFF RETURN LEADERS

Year	Player	No.	Yards	Avg.
1982	Kelvin Sheppard	20	422	21.1
1983	Derrick Harris	21	610	29.0
1984	Derrick Harris	27	534	19.8
1985	Donnie Harrell	15	280	18.7
1986	Derwin Whatley	11	288	26.2
1987	Clifford Scott	16	435	27.2
1988	Donnie Harrell	11	258	23.5
1989	Eric Luke	15	307	20.5
1990	Eric Luke	10	201	20.1
1991	Calvin Walker	12	300	25.0
1992	Calvin Walker	8	182	22.8
1993	Calvin Walker	8	188	23.5
1994	Billy Poole	12	284	23.7

1995	Chris Jackson	12	235	19.6
1996	Vontrell Mitchell	17	436	25.7
1997	Wendell Olden	19	427	22.5
1998	Eric Doggett	12	280	23.3
1999	Reggie Mosley	11	303	27.6
2000	Reggie Mosley	29	522	18.0
2001	Reggie Mosley	22	522	23.7
2002	Reggie Mosley	20	433	21.6
2003	Tyran Robinson	14	361	25.8
2004	Vincent Brown	34	774	22.8
2005	Sherard Reynolds	16	391	24.4
2006	Tyler Aurandt	5	116	23.2
2007	Roger King	15	279	18.6
2008	Isaiah Jupiter	9	147	16.3

PUNTING LEADERS

Year	Player	G	Punts	Avg.
1982	Brad Bauer	11	60	37.1
1983	Terry Mallory	11	76	37.6
1984	Terry Mallory	11	66	37.6
1985	Terry Mallory	11	72	42.2
1986	Terry Mallory	11	58	40.6
1987	Kevin Maddox	9	44	35.6
1988	Mike McCullough	9	39	34.9
1989	Mike McCullough	10	60	36.1
1990	Brian Chestnutt	7	32	35.8
1991	Chad Mosley	5	27	40.6
1992	Chad Mosley	10	45	36.4
1993	David Ashby	9	30	39.4
1994	David Ashby	11	32	40.4
1995	Wayne DeVane	9	41	40.0
1996	Wayne DeVane	12	45	38.1
1997	Wayne DeVane	10	48	36.8
1998	Andy Gibbs	11	80	35.7
1999	Kenn Barnett	11	62	36.9
2000	Andy Gibbs	12	38	35.7
2001	Brent Palma	12	37	33.7
2002	Kenn Barnett	15	77	37.3
2003	Kenn Barnett	12	68	38.6
2004	Travis Tidwell	14	58	38.7
2005	Travis Tidwell	12	60	37.3
2006	Steven Wright	10	40	35.2
2007	Steven Wright	14	56	37.1
2008	Jack Fulford	12	53	40.8





TEAM RECORDS - SINGLE GAME

Rushing Attempts

No.	Att.	Opponent	Date
1.	75	Arkansas Tech	Sept. 25, 1999
2.	63	West Alabama	Oct. 6, 1990
3.	57	UT-Martin	Sept. 15, 1990
4.	53	Harding	Sept. 18, 2004
5.	52	Lees-McRae	Oct. 26, 1991
	52	Catawba	Nov. 24, 2007
7.	51	Mississippi College	Oct. 27, 1990
8.	50	Carson-Newman	Nov. 15, 2008
9.	49	three times	

Rushing Yards

No.	Yds	Opponent	Date
1.	391	Arkansas Tech	Sept. 25, 1999
2.	319	West Alabama	Oct. 6, 1990
3.	315	North Alabama	Oct. 27, 2001
4.	301	Ouchita Baptist	Sept. 29, 2007
5.	285	Catawba	Nov. 24, 2007
6.	283	Lees-McRae	Oct. 26, 1991
7.	278	Central Arkansas	Nov. 9, 1996
	278	Central Arkansas	Nov. 22, 2001
9.	267	West Alabama	Oct. 1, 1994
10.	265	West Georgia	Oct. 30, 2008

Rushing Touchdowns

No.	Tds	Opponent	Date
1.	6	Lees-McRae	Oct. 26, 1991
2.	4	Catawba	Nov. 24, 2007
	4	West Chester	Dec. 4, 2004
	4	Delta State	Oct. 2, 2004
	4	North Alabama	Oct. 27, 2001
	4	Central Arkansas	Sept. 22, 2001
	4	Ouachita Baptist	Nov. 3, 2001
	4	Henderson State	Sept. 30, 2000
	4	Central Arkansas	Nov. 9, 1996
	4	Fort Valley State	Sept. 18, 1993

Pass Attempts

No.	Att.	Opponent	Date
1.	70	West Georgia	Nov. 11, 1995
2.	68	St. Ambrose	Oct. 14, 1995
3.	62	Delta State	Oct. 7, 2000
	62	West Georgia	Oct. 16, 1993
5.	61	North Alabama	Oct. 28, 1995
6.	56	Mississippi College	Oct. 23, 1993
7.	55	Fort Valley State	Nov. 17, 2001
	55	Clark-Atlanta	Sept. 24, 1994
	55	Fort Valley State	Sept. 17, 1994
10.	54	Harding	Sept. 17, 2005



Pass Completions

No.	Comp.	Opponent	Date
1.	48	St. Ambrose	Oct. 14, 1995
2.	45	Mississippi College	Oct. 23, 1993
	45	West Georgia	Oct. 16, 1993
4.	43	Delta State	Oct. 7, 2000
5.	42	West Georgia	Nov. 11, 1995
6.	41	West Georgia	Oct. 15, 1994
7.	40	West Alabama	Oct. 19, 1996
	40	Mississippi College	Nov. 4, 1995
	40	Tarleton State	Oct. 9, 1993
10.	36	Delta State	Oct. 29, 1994

Passing Yards

No.	Yds	Opponent	Date
1.	508	St. Ambrose	Oct. 14, 1995
2.	488	Ouachita Baptist	Sept. 11, 2004
3.	480	Mississippi College	Oct. 23, 1993
4.	477	Delta State	Oct. 7, 2000
5.	474	Southern Arkansas	Sept. 28, 2002
6.	463	West Alabama	Oct. 7, 1995
7.	457	Delta State	Oct. 29, 1994
8.	455	North Alabama	Oct. 28, 2000
	455	Arkansas-Monticello	Oct. 12, 1996
10.	454	Florida Atlantic	Sept. 6, 2003

Passing Touchdowns

No.	Tds	Opponent	Date
1.	7*	West Alabama	Oct. 20, 2001
	7*	Ouachita Baptist	Nov. 4, 2000
	7*	Delta State	Oct. 29, 1994
	7*	Clark-Atlanta	Sept. 24, 1994
	7*	Tarleton State	Oct. 9, 1993
6.	6	six times	

Total Offensive Plays

No.	Yds	Opponent	Date
1.	97	Arkansas Tech	Sept. 25, 1999
2.	91	West Georgia	Oct. 20, 1984
3.	90	Arkansas Tech	Sept. 22, 2007
	90	North Alabama	Oct. 28, 1995
5.	89	St. Ambrose	Oct. 14, 1995
6.	88	West Georgia	Oct. 15, 1994
	88	Delta State	Nov. 16, 1985
8.	87	West Georgia	Nov. 11, 1995
	87	Kentucky State	Sept. 21, 1985
	87	Central Florida	Oct. 2, 1982

Total Offensive Yards

No.	Yds	Opponent	Date
1.	659	North Alabama	Oct. 27, 2001
2.	648	North Alabama	Oct. 28, 2000
3.	633	Southern Arkansas	Oct. 14, 1995
4.	631	West Alabama	Oct. 19, 1996
5.	599	Fort Valley State	Sept. 17, 1994
6.	591	New Haven	Oct. 8, 1994
7.	590	Central Arkansas	Nov. 9, 1996
8.	587	Central Arkansas	Sept. 22, 2001
9.	583	Tarleton State	Oct. 9, 1993
10.	577	three times	

First Downs

No.	FD	Opponent	Date
1.	39	West Alabama	Oct. 19, 1996
2.	34	North Alabama	Oct. 28, 2000
3.	33	Fort Valley State	Sept. 17, 1994
4.	32	Henderson State	Sept. 29, 2001
	32	Arkansas-Monticello	Oct. 12, 1996
	32	New Haven	Oct. 8, 1994
7.	31	Central Arkansas	Sept. 22, 2001
	31	Southern Arkansas	Sept. 15, 2001
	31	Arkansas Tech	Sept. 25, 1999
	31	St. Ambrose	Oct. 14, 1995

Points Scored

No.	Pts	Opponent	Date
1.	70	Delta State (W, 70-12)	Oct. 6, 2001
2.	69	Fort Valley State (W 69-0)	Sept. 8, 2007
3.	68	Tarleton State (W 68-10)	Oct. 9, 1993
4.	65	Mount Senario (W 65-0)	Sept. 2, 1993
5.	63	Ark.-Monticello (W 63-28)	Nov. 3, 2007
	63	Central Arkansas (W 63-30)	Nov. 9, 1996
	63	West Alabama (W 63-0)	Oct. 1, 1994
	63	Clark Atlanta (W 63-6)	Sept. 24, 1994
9.	59	Henderson State (W 59-3)	Sept. 29, 2001
	59	Lees-McRae (W 59-13)	Oct. 26, 1991

Kickoff Return Yards

No.	Yds	Opponent	Date
1.	223	Carson-Newman	Nov. 22, 2003
2.	199	Delta State	Oct. 2, 2004
3.	192	Central Arkansas	Sept. 22, 2001
4.	166	Carson-Newman	Sept. 6, 1997
5.	153	Truman	Nov. 7, 1996
6.	151	Delta State	Nov. 9, 1991
7.	147	North Alabama	Dec. 1, 2007
8.	142	UTEP	Sept. 16, 1995
9.	136	North Alabama	Nov. 12, 2005
	136	North Alabama	Oct. 23, 2004

Punt Return Yards

No.	Yds	Opponent	Date
1.	202	Arkansas Tech	Sept. 23, 2006
2.	183	North Alabama	Dec. 1, 2007
3.	175	Southern Arkansas	Oct. 7, 2006
4.	138	Delta State	Oct. 6, 2001
5.	117	West Georgia	Nov. 15, 2003
6.	119	Arkansas Tech	Oct. 26, 1998
	119	West Georgia	Nov. 10, 2001
8.	109	Arkansas-Monticello	Nov. 4, 2006
9.	107	Arkansas-Monticello	Oct. 11, 2003
10.	104	Fort Valley State	Sept. 21, 1991



TEAM RECORDS - SINGLE GAME

Punts

No.	Punts	Opponent	Date
1.	11	Albany State	Aug. 25, 2001
	11	Delta State	Sept. 19, 1998
	11	West Georgia	Sept. 14, 1998
	11	Fort Valley State	Sept. 5, 1998
	11	Central Florida	Sept. 9, 1989
6.	10	Albany State	Sept. 4, 2004
7.	8	Ouachita Baptist	Sept. 11, 2004
	8	Arkansas State	Sept. 26, 1998
	8	Henderson State	Sept. 12, 1998
	8	Arkansas Tech	Sept. 23, 1995

Punt Yards

No.	Yds	Opponent	Date
1.	451	Delta State	Sept. 19, 1998
2.	379	West Georgia	Nov. 14, 1998
3.	376	Fort Valley State	Sept. 5, 1998
4.	323	Arkansas Tech	Sept. 23, 1995
5.	319	North Alabama	Nov. 1, 2003
6.	305	North Alabama	Nov. 7, 1998
7.	299	Fort Valley State	Sept. 21, 1991
8.	296	Ouachita Baptist	Sept. 11, 2004
9.	292	Albany State	Aug. 29, 1998
10.	281	Arkansas-Monticello	Oct. 11, 2003

Punt Average (min. four punts)

No.	Avg	Opponent	Date
1.	49.8	West Alabama	Oct. 19, 1985
2.	49.5	North Alabama	Nov. 22, 1986
3.	47.7	Jacksonville State	Oct. 6, 1985
4.	47.1	Harding	Oct. 18, 2008
5.	46.8	Delta State	Oct. 7, 2000
	46.8	Fort Valley State	Sept. 4, 1999
7.	45.6	North Alabama	Nov. 1, 2003
8.	45.5	Fort Valley State	Sept. 18, 1993
9.	45.4	Ouachita Baptist	Sept. 20, 2008
	45.4	Delta State	Oct. 11, 2007

Fewest First Downs Allowed

No.	FD	Opponent	Date
1.	3	Fort Valley State	Sept. 7, 2002
2.	4	Mount Senario	Sept. 2, 1993
3.	5	Henderson State	Sept. 11, 1999
	5	West Alabama	Oct. 10, 1998
5.	6	West Alabama	Oct. 18, 1997
6.	7	Ouachita Baptist	Oct. 5, 2002
	7	Henderson State	Sept. 29, 2001
	7	Southern Arkansas	Oct. 14, 1995
	7	Kentucky State	Sept. 21, 1985
10.	8	two times	

Fewest Rushing Yards Allowed

No.	Yds	Opponent	Date
1.	-29	Central Florida	Oct. 22, 1988
2.	-15	Clark Atlanta	Sept. 24, 1994
3.	-14	UT-Martin	Sept. 16, 1989
4.	-13	Mount Senario	Sept. 2, 1993
5.	-12	Fort Valley State	Sept. 13, 1986
6.	-10	West Alabama	Oct. 12, 1991
7.	-6	New Haven	Oct. 8, 1994
8.	4	Delta State	Sept. 21, 2002
9.	7	North Alabama	Oct. 4, 1997
10.	8	West Alabama	Oct. 8, 1988

Fewest Passing Yards Allowed

No.	Yds	Opponent	Date
1.	0	Henderson State	Oct. 9, 2004
2.	3	West Alabama	Oct. 21, 2000
3.	6	Troy State	Oct. 3, 1992
4.	7	Jacksonville State	Sept. 23, 1989
5.	12	North Alabama	Nov. 26, 1994
6.	14	West Alabama	Oct. 9, 1999
7.	17	Fort Valley State	Sept. 7, 2002
8.	17	Troy State	Oct. 1, 1988
9.	20	North Alabama	Oct. 29, 1983
10.	21	two times	

Fewest Total Yards Allowed

No.	Yds	Opponent	Date
1.	22	Mount Senario	Sept. 2, 1993
2.	53	Clark Atlanta	Sept. 8, 1984
3.	64	Fort Valley State	Sept. 7, 2002
4.	75	Southern Arkansas	Oct. 14, 1995
5.	78	Henderson State	Sept. 11, 1999
6.	80	Arkansas Tech	Nov. 8, 2003
7.	83	North Alabama	Oct. 4, 1997
8.	94	Kentucky State	Sept. 21, 1985
9.	102	Arkansas-Monticello	Oct. 31, 1998
10.	108	Delta State	Sept. 21, 2002

Interceptions

No.	Int.	Opponent	Date
1.	6	Arkansas-Monticello	Oct. 31, 1998
	6	UT-Martin	Sept. 27, 1986
3.	5	Delta State	Nov. 7, 1992
	5	West Alabama	Oct. 6, 1990
5.	4	West Georgia	Nov. 9, 2006
	4	West Alabama	Oct. 21, 2006
	4	Arkansas Tech	Sept. 23, 2006
	4	Central Arkansas	Nov. 8, 1997
	4	West Georgia	Oct. 13, 1990
10.	3	Fort Valley State	Sept. 19, 1992

Interception Return Yards

No.	Yds	Opponent	Date
1.	166*	Southern Arkansas	Oct. 6, 2007
2.	126	Fort Valley State	Sept. 8, 2007
3.	117	West Alabama	Oct. 6, 1990
4.	97	West Georgia	Nov. 9, 2006
5.	94	Fort Valley State	Aug. 23, 2008
6.	89	Henderson State	Sept. 30, 2000
7.	79	Arkansas-Monticello	Nov. 4, 2006
8.	76	West Alabama	Sept. 19, 1987
9.	74	Delta State	Oct. 6, 2001
10.	73	Henderson State	Oct. 8, 2005

Tackles for Loss

No.	TFL	Opponent	Date
1.	12	Arkansas Tech	Sept. 21, 1996
2.	8	Georgia Southern	Aug. 30, 1997
	8	West Alabama	Oct. 19, 1996
4.	7	Arkansas Tech	Sept. 20, 1997
	7	Carson-Newman	Nov. 30, 1996
6.	6	Fort Valley State	Sept. 1, 2001
	6	West Georgia	Nov. 13, 1999
	6	Fort Valley State	Sept. 13, 1997
9.	5	Ouachita Baptist	Nov. 3, 2001
10.	3	Harding	Oct. 13, 2001

Sacks

No.	Sack	Opponent	Date
1.	8	Fort Valley State	Sept. 21, 1991
	8	Delta State	Nov. 7, 1992
3.	7	Fort Valley State	Sept. 4, 1999
	7	Arkansas Tech	Sept. 26, 1998
	7	Arkansas Tech	Sept. 20, 1997
	7	Fort Valley State	Sept. 13, 1997
	7	Knoxville	Sept. 3, 1994
8.	6	five times	

Average Yards Per Rush

Avg.	Opponent	Date
13.4*	West Alabama	Oct. 1, 1994

Pass Completion Percentage

Pct.	Opponent	Date
88.6	New Haven (39-of-44)	Oct. 8, 1994

Completions Without and Interception

Comp.	Opponent	Date
56	Mississippi College	Oct. 23, 1993

Interceptions Thrown

Int.	Opponent	Date
7*	Fort Valley State	Sept. 14, 1985

Touchdowns

TD	Opponent	Date
10	two times	

Field Goals Made

FG	Opponent	Date
5	Central Arkansas	Sept. 25, 2004

Field Goals Attempted

Att.	Opponent	Date
5	Central Arkansas	Sept. 25, 2004

Point After Attempts Made

PAT	Opponent	Date
10	Delta State	Oct. 6, 2001

Point After Attempts

Att.	Opponent	Date
10	two times	

Fumble Recoveries

FR	Opponent	Date
5	Southern Arkansas	Oct. 26, 1996

Most Penalties

Pen.	Opponent	Date
19	Arkansas-Monticello	Oct. 11, 1997

Most Penalty Yards

Yds	Opponent	Date
170	Albany State	Aug. 28, 1999

Fewest Penalties

Pen	Opponent	Date
1	two times	

Fewest Penalty Yards

Yds	Opponent	Date
5	two times	



TEAM RECORDS - SINGLE SEASON

Rushing Yards Per Game

No.	Year	Att.	Net Yds	YPC	YPG
1.	2004	516	2706	5.2	193.3
2.	1987	472	1823	3.9	182.3
3.	1985	545	1968	3.6	178.9
4.	1986	520	1958	3.8	178.0
5.	2001	390	2278	5.8	175.2
6.	1991	452	1726	3.8	172.6
7.	1990	457	1711	3.7	171.1
8.	2007	479	2360	4.9	168.6
9.	1999	428	1842	4.3	167.5
10.	1996	371	2022	5.5	155.5

Rushing Touchdowns

No.	Year	Att.	Net Yds	YPC	TD
1.	2004	516	2706	5.2	32
2.	2007	479	2360	4.9	29
3.	1996	371	2022	5.5	28
4.	2001	390	2278	5.8	24
5.	2002	548	1816	3.3	20
6.	1993	272	1388	5.1	19
7.	1986	520	1958	3.8	17
8.	1984	518	1300	2.5	17
9.	1987	472	1823	3.9	16
10.	Three team tied with				15

Passing Yards Per Game

No.	Year	Att.	Cmp.	Yds	YPG
1.	2000	522	372	4361	363.4
2.	1993	513	363	3871	351.9
3.	1995	570	373	3842	349.3
4.	1994	594	409	4389	337.6
5.	2001	478	337	4356	335.1
6.	1996	544	346	4275	328.8
7.	2003	483	293	3433	286.1
8.	2006	391	261	2830	283.0
9.	2002	547	355	4162	277.5
10.	2005	489	317	3307	275.6

Most Completions

No.	Year	Att.	Cmp.	TD	Yds
1.	1994*	594	409	55	4389
2.	1995	570	373	27	3842
3.	2000	522	372	56	4361
4.	1993	513	363	40	3871
5.	2002	547	355	42	4162
6.	1996	544	346	38	4275
7.	2001	478	337	56	4356
8.	2007	524	334	30	3431
9.	2005	489	317	22	3307
10.	2004	420	302	23	3119

Most Passing Touchdowns

No.	Year	Att.	Cmp.	TD	Yds
1.	2001*	478	337	56	4356
2.	2000*	522	372	56	4361
3.	1994	594	409	55	4389
4.	2002	547	355	42	4162
5.	1993	513	363	40	3871
6.	1996	544	346	38	4275
7.	2007	524	334	30	3431
8.	2006	391	261	29	2830
9.	2008	427	256	28	2950
10.	Two teams tied with				27

Total Offensive Plays

No.	Year	Plays	Rush	Pass	Yds
1.	2002	1095	1816	4162	5978
2.	2007	1003	2360	3431	5791
3.	1994	964	1606	4389	5995
4.	2004	936	2706	3119	5825
5.	1996	915	2022	4275	6297
6.	2001	868	2278	4356	6634
7.	2000	861	1444	4361	5805

8.	2003	853	1296	3433	4729
9.	2005	850	1257	3307	4564
10.	1995	812	833	3842	4675

Total Offensive Yards Per Game

No.	Year	Rush	Pass	Yds	YPG
1.	2001	2278	4356	6634	510.3
2.	1996	2022	4275	6297	484.4
3.	2000	1444	4361	5805	483.8
4.	1993	1388	3871	5259	478.1
5.	1994	1606	4389	5995	461.2
6.	1995	833	3842	4675	425.0
7.	2004	2706	3119	5825	416.1
8.	2007	2360	3431	5791	413.6
9.	2002	1816	4162	5978	398.5
10.	2003	1296	3433	4729	394.1

Points Per Game

No.	Year	TD	PAT	FG	Pts.	PPG
1.	2001*	86	81	5	617	47.5
2.	2000	73	59	5	513	42.8
3.	1993	65	56	6	449	40.8
4.	1994	73	68	6	527	40.5
5.	1996	70	51	8	504	38.8
6.	2007	71	65	13	540	38.6
7.	2006	47	43	8	349	34.9
8.	2004	59	58	22	489	34.9
9.	2002	65	59	16	500	33.3
10.	2003	51	48	12	391	32.6

Kickoff Return Average

No.	Year	No.	Yds	Avg.
1.	1996	44	1117	25.4
2.	1987	30	744	24.8
3.	1983	34	802	23.6
4.	1986	30	676	22.5
5.	2003	35	785	22.4
6.	1997	32	705	22.0
7.	1994	28	608	21.7
8.	2001	35	755	21.6
9.	1999	26	551	21.2
10.	2002	42	433	20.5

Punt Return Average

No.	Year	No.	Yds	Avg.	
1.	2006	39	674	17.3	
2.	2007	42	588	14.0	
3.	1999	37	498	13.5	
4.	2003	36	424	11.8	
5.	1994	15	175	11.7	
6.	2008	33	372	11.3	
7.	2004	22	243	11.0	
8.	1997	24	260	10.8	
9.	1993	20	209	10.5	
10.	Two teams tied with				10.4

First Downs

No.	Year	Rushing	Passing	Total
1.	2001	125	180	328
2.	2007	129	153	313
3.	2000	93	191	308
4.	2002	108	151	307
5.	1994	88	190	301
6.	1996	107	162	300
7.	2004	156	118	284
8.	2003	81	150	263
9.	1993	79	163	251
10.	2005	79	139	234

Points Per Game Allowed

No.	Year	Pts	Avg.
1.	1994	162	12.5
2.	2001	188	14.5
3.	1985	163	14.8

4.	2006	157	15.7
5.	1986	174	15.8
6.	1984	181	16.5
7.	1991	167	16.7
8.	2007	247	17.6
9.	1987	178	17.8
10.	1993	197	17.9

Fewest Rushing Yards Allowed Per Game

No.	Year	Att.	Net Yds	YPC	YPG
1.	2002*	458	832	1.8	55.5
2.	2001	544	1397	2.6	107.5
3.	2008	348	1299	3.1	108.2
4.	1986	429	1228	2.9	111.6
5.	2006	386	1125	2.9	112.5
6.	1994	505	1559	3.1	119.9
7.	2007	529	1693	3.2	120.9
8.	1997	473	1403	3.0	127.5
9.	1993	423	1423	3.4	129.4
10.	1991	420	1365	3.3	136.5

Fewest Passing Yards Allowed Per Game

No.	Year	Att.	Cmp.	Yds	YPG
1.	1998	216	80	1100	100.0
2.	1984	234	94	1281	116.5
3.	1983	237	104	1319	119.9
4.	1989	208	96	1255	125.5
5.	1990	197	101	1280	128.0
6.	1992	248	103	1330	133.0
7.	1985	269	106	1471	133.7
8.	1999	234	107	1484	134.9
9.	1995	243	116	1524	138.5
10.	1988	242	112	1450	145.0

Fewest Total Yards Allowed Per Game

No.	Year	Rush	Pass	Yds	YPG
1.	1994	1559	1924	3483	267.9
2.	1998	1852	1100	2952	268.4
3.	2006	1125	1577	2702	270.2
4.	2002	832	3227	4059	270.6
5.	2001	1397	2130	3527	271.3
6.	1993	1423	1613	3036	276.0
7.	1990	1527	1280	2807	280.7
8.	1989	1644	1255	2899	289.9
9.	1997	1403	1798	3201	291.0
10.	1999	1730	1484	3214	292.2

Interceptions

No.	Year	Ints.	Yds	TD
1.	1986*	32	277	0
2.	2007	27	497	3
3.	2002	26	197	0
4.	2004	22	258	1
5.	2005	20	227	2
6.	2001	18	219	2
7.	1987	17	311	0
8.	1984	17	188	1
9.	1998	16	120	1
10.	2000	15	264	1

Sacks

No.	Year	Sacks
1.	2002	58
2.	2003	42
3.	1994	42
4.	1996	41
5.	1997	39
6.	2007	38
7.	1991	37
8.	1990	37
9.	2001	36
10.	1998	36

\*Gulf South Conference record



INDIVIDUAL SINGLE GAME RECORDS

RUSHING

Attempts	35	Ramon Allen vs. UT Martin, 09/15/90
Yards	263	Vontrell Mitchell vs. Central Arkansas, 11/09/96
Average Yards Per Carry	22.5	Dominique Ross vs. West Alabama, 10/01/94
Longest Rush	93	Dominique Ross vs. West Alabama, 10/01/94
Touchdowns	4	shared by four people last by Aaron Jenkins vs. Ouachita Baptist, 11/03/01

PASSING

Attempts*	70	Lance Funderburk vs. West Georgia, 11/11/95
Completions	45	Chris Hatcher vs. West Georgia, 10/16/93 Chris Hatcher vs. Mississippi College, 10/23/93
Consecutive Completions	20	Chris Hatcher vs. New Haven, 10/08/94*
Yards	497	Dusty Bonner vs. Fort Valley State, 11/17/01
Touchdowns	7	shared by two people on three occasions last by Dusty Bonner vs. Ouachita Baptist, 11/04/00
Percentage	.938	Lance Funderburk vs. Tarleton State, 10/09/93 (15-of-16)*
Longest Completion	90	Chris Hatcher to Calvin Walker vs. UCF, 09/11/93
Interceptions Thrown	5	Chris Hatcher vs. North Alabama, 11/06/93
Without An Interception	56	Chris Hatcher vs. Mississippi College, 10/23/93

RECEIVING

Receptions	20	Sean Pender vs. Mississippi College, 11/04/95
Yards	232	Reggie Mosley vs. West Georgia, 11/11/00
Touchdowns	4	shared by two people on three occasions last by Stanley Flanders vs. Delta State, 10/29/94

TOTAL OFFENSE

Plays	74	Lance Funderburk vs. West Georgia, 11/11/95
Yards	495	Dusty Bonner vs. Fort Valley State, 11/17/01 (-2 Rushing, 497 Passing)

SCORING

Points	30	Aaron Jenkins vs. Ouachita Baptist, 11/03/01
Touchdowns	5	Aaron Jenkins vs. Ouachita Baptist, 11/03/01
TDs Responsible For	8	Dusty Bonner vs. Delta State, 10/06/01 (2 Rushing, 6 Passing)
PATs Attempts	10	Reid Bethea vs. Delta State, 10/06/01
PATs Made	10	Reid Bethea vs. Delta State, 10/06/01
Field Goals Attempts	5	Will Rhody vs. Central Arkansas, 09/25/04
Field Goals Made	5	Will Rhody vs. Central Arkansas, 09/25/04
Longest Field Goal	54	Keith Moore vs. Kentucky State, 09/21/85*
Points Kicking	16	shared by two people last by Will Rhody vs. Central Arkansas, 09/25/04



DEFENSE

Interceptions	3	Jimmy Francis vs. Bishop, 11/02/85
Interception Return Yards	86	Shawn Harris vs. Southern Arkansas 11/06/07
Total Tackles	24	Ryan Branch vs. Texas-El Paso, 09/16/95
Solo Tackles	17	Jimmy Brookins vs. Mississippi College, 10/29/88
Assists	18	Harvey Carter vs. Georgia Southern 11/20/82
Sacks	4.0	shared by two people last by Richard Freeman vs. North Alabama, 10/04/97
Fumble Recoveries	3	Anthony Newsome vs. Delta State, 10/08/83

PUNTING

Punts	11	Mike McCullough vs. UCF, 09/09/89
Longest Punt	72	Andy Gibbs vs. Delta State, 09/19/98
Average (min. 4 punts)	49.8	Terry Mallory vs. West Alabama, 10/19/85 (9 punts, 448 yards)

PUNT RETURNS

Returns	7	shared by two people last by Tony Hill vs. Fort Valley State, 09/21/91
Yards	168	Sherard Reynolds vs. Arkansas Tech, 09/23/06 (5 returns)
Longest for Touchdown	80	Roger King vs. North Alabama (12/01/07)

KICKOFF RETURNS

Returns	5	shared by three people last by Roger King vs. Delta State 10/11/07
Yards	147	Derrick Harris vs. Georgia Southern, 11/19/83
Longest for Touchdown	100	Aaron Jenkins vs. West Georgia, 11/11/00

\*Gulf South Conference Record



## INDIVIDUAL RECORDS - SINGLE SEASON

## Rushing Yards

No.	Player	Year	Att.	Net Yds	YPC	TD
1.	Aaron Jenkins	2001	199	1503	7.6	15
2.	Dominique Ross	1994	256	1473	5.8	13
3.	Vontrell Mitchell	1996	186	1355	7.3	3
4.	Aaron Jenkins	2002	214	1304	6.1	11
5.	Tyran Robinson	2004	213	1267	5.9	12
6.	Michael Terry	2007	164	1107	6.8	12
7.	Dominique Ross	1993	167	1030	6.2	13
8.	Ramon Allen	1990	211	957	4.5	12
9.	Vincent Brown	2004	129	856	6.6	12
10.	Ramon Allen	1989	197	846	4.3	3

## Rushing Touchdowns

No.	Player	Year	Att.	Net Yds	YPC	TD
1.	Aaron Jenkins	2001	199	1503	7.6	15
2.	Carlos Brown	1996	74	405	5.5	14
3.	Dominique Ross	1994	256	1473	5.8	13
	Dominique Ross	1993	167	1030	6.2	13
5.	Michael Terry	2007	164	1107	6.8	12
	Tyran Robinson	2004	213	1267	5.9	12
	Vincent Brown	2004	129	856	6.6	12
	Ramon Allen	1990	211	957	4.5	12
9.	Aaron Jenkins	2002	214	1304	6.1	11
10.	Dominique Ross	1992	153	734	4.8	10

## Passing Yards

No.	Player	Year	Att.	Cmp.	TD	Yds
1.	Lance Funderburk*	1996	532	342	38	4226
2.	Dusty Bonner	2000	488	351	55	4126
3.	Chris Hatcher	1994	508	367	55	4076
4.	Dusty Bonner	2001	425	298	52	4037
5.	Buster Faulkner	2002	503	327	41	3826
6.	Lance Funderburk	1995	544	356	26	3706
7.	Chris Hatcher	1993	471	335	37	3651
8.	Barrett Wilkes	2003	431	272	26	3269
9.	Willie Copeland	2007	489	311	28	3160
10.	Fabian Walker	2004	417	299	23	3062

## Completions

No.	Player	Year	Att.	Cmp.	TD	Yds
1.	Chris Hatcher*	1994	508	367	55	4076
2.	Lance Funderburk	1995	544	356	26	3706
3.	Dusty Bonner	2000	488	351	55	4126
4.	Lance Funderburk	1996	532	342	38	4226
5.	Chris Hatcher	1993	471	335	37	3651
6.	Buster Faulkner	2002	503	327	41	3826
7.	Willie Copeland	2007	489	311	28	3160
8.	Fabian Walker	2004	417	299	23	3062
9.	Dusty Bonner	2001	425	298	52	4037
10.	Barrett Wilkes	2003	431	272	26	3269

## Passing Touchdowns

No.	Player	Year	Att.	Cmp.	TD	Yds
1.	Dusty Bonner*	2000	488	351	55	4126
	Chris Hatcher*	1994	508	367	55	4076
3.	Dusty Bonner	2001	425	298	52	4037
4.	Buster Faulkner	2002	503	327	41	3826
5.	Lance Funderburk	1996	532	342	38	4226
6.	Chris Hatcher	1993	471	335	37	3651
7.	Willie Copeland	2007	489	311	28	3160
8.	Willie Copeland	2006	372	250	27	2663
9.	Barrett Wilkes	2003	431	272	26	3269
	Lance Funderburk	1995	544	356	26	3706

## Receptions

No.	Player	Year	Rec.	Yd.	YPC	TD
1.	Sean Pender*	1995	111	983	10.1	2
2.	Cedric Jones	2007	102	1171	11.5	10
3.	Sean Pender	1996	89	782	8.8	3
4.	Robert Williams	1994	86	1187	13.8	21
5.	Calvin Walker	1993	82	944	11.5	6
6.	Steve Greer	1994	81	829	10.2	7
7.	Reggie Mosley	2002	79	1295	16.4	15
8.	C.J. Lofton	2002	77	913	11.9	6
9.	C.J. Lofton	2000	76	862	11.3	13
10.	Calvin Walker	1992	71	867	12.2	8

## Receiving Yards

No.	Player	Year	Rec.	Yds	YPC	TD
1.	Reggie Mosley	2002	79	1295	16.4	15
2.	Robert Williams	1994	86	1187	13.8	21
3.	Cedric Jones	2007	102	1171	11.5	10
4.	Rodney Brown	1996	61	1148	18.8	12
5.	Stanley Flanders	1994	70	1083	15.5	20
6.	Reggie Mosley	2001	65	1063	16.4	18
7.	Carl Armstrong	1982	61	1028	16.9	8
8.	Reggie Mosley	2000	67	1016	15.2	12
9.	Carlos Johnson	2000	66	991	15.0	8
10.	Sean Pender	1995	111	983	10.1	2

## Receiving Touchdowns

No.	Player	Year	Rec.	Yds	YPC	TD
1.	Robert Williams*	1994	86	1187	13.8	21
2.	Stanley Flanders	1994	70	1083	15.5	20
3.	Reggie Mosley	2001	65	1063	16.4	18
4.	Reggie Mosley	2002	79	1295	16.4	15
5.	Nikko Cooper	1996	63	865	13.7	14
6.	C.J. Lofton	2000	76	862	11.3	13
7.	C.J. Lofton	2001	57	723	12.7	12
	Reggie Mosley	2000	67	1016	15.2	12
	Rodney Brown	1996	61	1148	18.8	12
10.	Mike Bowman	1997	43	728	16.9	11

## Total Offensive Plays

No.	Player	Year	Plays	Rush	Pass	Yds
1.	Buster Faulkner*	2002	611	-313	3826	3513
2.	Lance Funderburk	1995	581	-157	3706	3549
3.	Lance Funderburk	1996	570	-59	4226	4167
4.	Willie Copeland	2007	569	171	3160	3331
5.	Chris Hatcher	1994	537	-121	4076	3955
6.	Dusty Bonner	2000	534	-161	4126	3965
7.	Fabian Walker	2004	513	403	3062	3465
8.	Chris Hatcher	1993	495	-119	3651	3532
9.	Barrett Wilkes	2003	487	-49	3269	3220
10.	Dusty Bonner	2001	469	-2	4037	4035

## Total Offensive Yards

No.	Player	Year	Plays	Rush	Pass	Yds
1.	Lance Funderburk*	1996	570	-59	4226	4167
2.	Dusty Bonner	2001	469	-2	4037	4035
3.	Dusty Bonner	2000	534	-161	4126	3965
4.	Chris Hatcher	1994	537	-121	4076	3955
5.	Lance Funderburk	1995	581	-157	3706	3549
6.	Chris Hatcher	1993	495	-119	3651	3532
7.	Buster Faulkner	2002	611	-313	3826	3513
8.	Fabian Walker	2004	513	403	3062	3465
9.	Willie Copeland	2007	569	171	3160	3331
10.	Barrett Wilkes	2003	487	-49	3269	3220



INDIVIDUAL RECORDS - SINGLE SEASON

Scoring Performances

No.	Player	Year	TD	PAT	FG	Pts.
1.	Aaron Jenkins	2001	21	0	0	126
	Robert Williams	1994	21	0	0	126
	Stanley Flanders	1994	21	0	0	126
4.	Will Rhody	2004	0	55	22	121
5.	Reggie Mosley	2001	19	1	0	116
6.	Will Rhody	2002	0	57	16	105
7.	Zac Williams	2007	0	65	13	104
8.	Tyran Robinson	2004	17	0	0	102
9.	Dominique Ross	1994	16	0	0	96
10.	Two tied with					94

Kickoff Return Average

No.	Player	Year	No.	Yds	Avg.
1.	Derrick Harris	1983	21	610	29.0
2.	Reggie Mosley	1999	11	303	27.6
3.	Clifford Scott	1987	16	435	27.2
4.	Dervin Whatley	1986	11	288	26.2
5.	Tyran Robinson	2003	14	361	25.8
6.	Vontrell Smith	1996	17	436	25.6
7.	Calvin Walker	1991	12	300	25.0
8.	Sherard Reynolds	2005	16	391	24.4
9.	Reggie Mosley	2001	22	522	23.7
	Billy Ponder	1984	12	284	23.7

Punt Return Average

No.	Player	Year	No.	Yds	Avg.
1.	Sherard Reynolds	2006	30	496	16.5
2.	Eric Doggett	1999	32	452	14.1
3.	Roger King	2007	14	195	13.9
4.	Bama Adams	2004	13	174	13.4
5.	Sherard Reynolds	2007	24	320	13.3
6.	Eric Doggett	1998	28	359	12.8
7.	Stanley Flanders	1994	13	158	12.2
8.	Bama Adams	2003	33	372	11.3
9.	Stanley Flanders	1993	18	200	11.1
10.	Derrick Harris	1984	18	198	11.0



Pass Deflections

No.	Player	Year	PDs
1.	Maurice Leggett	2006	15
	Elliott Burkes	2002	15
	Derek Braxton	2001	15
4.	Sherard Reynolds	2007	12
	Ced Dickerson	2002	12
	Deon Searcy	1988	12
	Dallis Smith	1983	12
8.	Arthell Brown	2000	11
	Vaughn Clark	1998	11
	Calvin Orr	1987	11
	Dallis Smith	1985	11

Sacks

No.	Player	Year	Sacks
1.	Richard Freeman	1997	14.0
	Antonio Edwards	1990	14.0
3.	Andre Hampton	1994	12.0
	Antonio Edwards	1991	12.0
	Robert Morris	1988	12.0
6.	Dewayne Smith	2002	11.5
7.	Marlin Adams	2002	10.5
8.	Arto Vartanian	1998	10.0
	Andre Hampton	1993	10.0
	Robert Morris	1989	10.0

Punting

No.	Player	Year	No.	Yds	Avg.
1.	Terry Mallory	1985	72	3037	42.2
2.	Jack Fulford	2008	53	2162	40.8
3.	Chad Mosley	1991	27	1097	40.6
	Terry Mallory	1986	58	2355	40.6
5.	David Ashby	1994	32	1293	40.4
6.	Wayne DeVane	1995	41	1639	40.0
7.	David Ashby	1992	30	1183	39.4
8.	Andy Gibbs	2000	38	1477	38.9
9.	Travis Tidwell	2004	58	2243	38.7
10.	Kenn Barnett	2003	68	2628	38.6

Total Tackles

No.	Player	Year	UT	AT	Tot.
1.	Cliff Fouty	1982	20	135	155
2.	Jessie Tuggle	1986	42	87	129
3.	Jimmy Brookins	1988	73	52	125
	Jimmy Francis	1985	63	62	125
	Lenny Parker	1984	62	63	125
6.	Lenny Parker	1983	47	76	123
7.	William Montford	2007	48	74	122
8.	David Gilyard	1982	18	103	121
9.	Ryan Branch	1995	67	53	120
10.	Freddie Thomas	1985	63	62	118


Interceptions

No.	Player	Year	Ints.	Yds	TD
1.	Dallis Smith	1986	9	53	0
2.	Chris Fowler	2002	7	35	0
3.	Dennis Smith	1986	6	53	0
4.	Sam Reynolds	2004	5	1	0
	Jerome Mills	1997	5	59	0
	Chris Dupree	1991	5	45	0
	Deon Searcy	1988	5	11	0
	Jimmy Francis	1985	5	109	0
	Dallis Smith	1983	5	91	0
10.	12 tied with				4

Tackles For Loss

No.	Player	Year	TFL
1.	Dewayne Smith	2002	30.0
2.	Artie Ulmer	1996	24.0
	Andre Hampton	1994	24.0
4.	Richard Freeman	1997	23.0
	Robert Morris	1988	23.0
6.	Arto Vartanian	1998	22.0
	Antonio Edwards	1990	22.0
8.	Antonio Speed	1998	21.0
9.	Jesse Sutton	1997	20.0
10.	Marlin Adams	2002	18.5

\*Gulf South Conference record





## INDIVIDUAL RECORDS - CAREER

## Rushing Yards

No.	Player	Years	Att.	Net Yds	YPC	TD
1.	Aaron Jenkins	2000-03	616	3859	6.3	34
2.	Dominique Ross	1992-94	576	3237	5.6	36
3.	Ramon Allen	1988-91	672	3071	4.6	26
4.	Tyran Robinson	2001-04	532	3029	5.7	24
5.	Vontrell Mitchell	1995-98	485	2655	5.5	11
6.	Donnie Harrell	1985-88	407	1904	4.7	10
7.	Vincent Brown	2004-05	265	1624	6.1	18
8.	Michael Terry	2005-07	220	1475	6.7	14
9.	Eric Clark	1985-88	292	1301	4.5	3
10.	Marcus Ray	1997-00	273	1283	4.7	9

## Rushing Touchdowns

No.	Player	Years	Att.	Net Yds	YPC	TD
1.	Dominique Ross	1992-94	576	3237	5.6	36
2.	Aaron Jenkins	2000-03	616	3859	6.3	34
3.	Ramon Allen	1988-91	672	3071	4.6	26
4.	Tyran Robinson	2001-04	532	3029	5.7	24
5.	Vincent Brown	2004-05	265	1624	6.1	18
6.	Michael Terry	2005-07	220	1475	6.7	14
7.	Carlos Brown	1996	74	405	5.5	14
8.	Terry Soles	1982-83	174	712	4.1	12
9.	Vontrell Mitchell	1995-98	485	2655	5.5	11
10.	Two tied with					10

## Passing Yards

No.	Player	Years	Cmp.	Att.	Yds	TD
1.	Chris Hatcher	1991-94	1047	1529	11,363	121
2.	Lance Funderburk	1992-96	731	1127	8192	67
3.	Dusty Bonner	2000-01	649	913	8163	107
4.	Barrett Wilkes	2002-06	571	858	6296	44
5.	Willie Copeland	2006-07	561	861	5823	55
6.	Tye Cottle	1987-90	427	774	5593	50
7.	Buster Faulkner	2001-03	381	593	4213	44
8.	Mark Dace	1984-87	241	477	3459	25
9.	Fabian Walker	2004	299	417	3062	23
10.	James Owens	1982	169	339	2258	15

## Completions

No.	Player	Years	Cmp.	Att.	Yds	TD
1.	Chris Hatcher*	1991-94	1047	1529	11,363	121
2.	Lance Funderburk	1992-96	731	1127	8192	67
3.	Dusty Bonner	2000-01	649	913	8163	107
4.	Barrett Wilkes	2002-06	571	858	6296	44
5.	Willie Copeland	2006-07	561	861	5823	55
6.	Tye Cottle	1987-90	427	774	5593	50
7.	Buster Faulkner	2001-03	381	593	4213	44
8.	Fabian Walker	2004	299	417	3062	23
9.	Mark Dace	1984-87	241	477	3459	25
10.	James Owens	1982	169	339	2258	15

## Passing Touchdowns

No.	Player	Years	Cmp.	Att.	Yds	TD
1.	Chris Hatcher	1991-94	1047	1529	11,363	121
2.	Dusty Bonner	2000-01	649	913	8163	107
3.	Lance Funderburk	1992-96	731	1127	8192	67
4.	Willie Copeland	2006-07	561	861	5823	55
5.	Tye Cottle	1987-90	427	774	5593	50
6.	Barrett Wilkes	2002-06	571	858	6296	44
7.	Buster Faulkner	2001-03	381	593	4213	44
8.	Mark Dace	1984-87	241	477	3459	25
9.	Fabian Walker	2004	299	417	3062	23
10.	Chris Hart	2008	143	251	1841	19

## Receptions

No.	Player	Years	Rec.	Yds.	YPC	TD
1.	Sean Pender	1992-96	247	2072	8.4	9
2.	Reggie Mosley	1999-02	235	3738	15.9	48
3.	C.J. Lofton	1999-02	228	2724	11.9	32
4.	Cedric Jones	2006-	225	2633	11.7	19
5.	Randy Fisher	1986-89	185	2892	10.1	26
6.	Robert Williams	1991-94	185	2726	14.7	31
7.	Steve Greer	1991-94	179	2025	11.3	13
8.	Calvin Walker	1990-93	167	2026	12.1	15
9.	Aaron Jenkins	2000-03	137	1385	10.1	17
10.	Zach Parker	2004-07	135	1303	9.7	14

## Receiving Yards

No.	Player	Years	Rec.	Yds.	YPC	TD
1.	Reggie Mosley*	1999-02	235	3738	15.9	48
2.	Randy Fisher	1986-89	185	2892	10.1	26
3.	Robert Williams	1991-94	185	2726	14.7	31
4.	C.J. Lofton	1999-02	228	2724	11.9	32
5.	Cedric Jones	2006-	225	2633	11.7	19
6.	Sean Pender	1992-96	247	2072	8.4	9
7.	Calvin Walker	1990-93	167	2026	12.1	15
8.	Steve Greer	1991-94	179	2025	11.3	13
9.	Darrien Teals	1985-88	107	1650	15.4	16
10.	Rodney Brown	1995-96	95	1636	17.2	20

## Receiving Touchdowns

No.	Player	Years	Rec.	Yds.	YPC	TD
1.	Reggie Mosley*	1999-02	235	3738	15.9	48
2.	C.J. Lofton	1999-02	228	2724	11.9	32
3.	Robert Williams	1991-94	185	2726	14.7	31
4.	Stanley Flanders	1993-94	101	1581	15.7	30
5.	Randy Fisher	1986-89	185	2892	10.1	26
6.	Nikko Cooper	1996-98	98	1446	14.8	21
7.	Rodney Brown	1995-96	95	1636	17.2	20
8.	Cedric Jones	2006-	225	2633	11.7	19
9.	Aaron Jenkins	2000-03	137	1385	10.1	17
10.	Darrien Teals	1985-88	107	1650	15.4	16

## Total Offensive Yards

No.	Player	Years	Plays	Rush	Pass	Yds
1.	Chris Hatcher	1991-94	1642	-339	11,363	11,024
2.	Dusty Bonner	2000-01	1003	-163	8163	8000
3.	Lance Funderburk	1992-96	1206	-232	8192	7960
4.	Barrett Wilkes	2002-06	1012	37	6296	6333
5.	Willie Copeland	2006-07	997	126	5823	5949
6.	Tye Cottle	1987-90	1034	44	5593	5549
7.	Mark Dace	1984-87	850	606	3459	4065
8.	Aaron Jenkins	2000-03	616	3859	0	3859
9.	Buster Faulkner	2001-03	723	-404	4213	3809
10.	Fabian Walker	2004	534	403	3062	3465

## Scoring Performances

No.	Player	Years	TD	FG	PAT	Pts.
1.	Aaron Jenkins	2000-03	53	0	0	318
2.	Will Rhody	2002-04	0	51	158	308
3.	Reggie Mosley	1999-02	49	0	1	296
4.	Dominique Ross	1992-94	38	0	0	228
5.	Keith Moore	1983-86	0	32	76	202
6.	Tyran Robinson	2001-04	33	0	0	198
7.	C.J. Lofton	1999-2002	32	0	2	196
8.	Robert Williams	1991-94	31	0	0	186
9.	Vernon Loree	1993-95	0	18	132	186
10.	Stanley Flanders	1993-94	30	0	0	180



### Kickoff Return Average (min. 20 returns)

No.	Player	Years	No.	Yds	Avg.
1.	Vontrell Mitchell	1995-98	23	572	24.9
2.	Clifford Scott	1987-90	26	627	24.1
3.	Calvin Walker	1990-93	28	670	23.9
4.	Derrick Harris	1983-84	48	1144	23.8
5.	Aaron Jenkins	2000-03	33	770	23.3
6.	Eric Doggett	1997-99	27	612	22.7
7.	Vincent Brown	2004-05	39	774	22.2
8.	Reggie Mosley	1999-02	82	1780	21.7
9.	Sherard Reynolds	2005-08	25	551	22.0
10.	Donnie Harrell	1985-88	27	566	21.0

### Punt Return Average (min. 20 returns)

No.	Player	Years	No.	Yds.	Avg.
1.	Sherard Reynolds	2005-08	68	937	13.8
2.	Eric Doggett	1997-99	84	1071	12.8
3.	Roger King	2007-08	32	390	12.2
4.	Bama Adams	2002-04	46	546	11.9
5.	Stanley Flanders	1993-94	31	358	11.5
6.	Reggie Mosley	1999-02	63	532	8.4
	Tony Hill	1991-94	47	395	8.4
	Randy Fisher	1986-89	56	473	8.4
	Derrick Harris	1983-84	42	353	8.4
10.	Edward Jackson	1987-90	39	274	7.0

### Punting (min. 60 punts)

No.	Player	Years	No.	Yds.	Avg.
1.	David Ashby	1993-94	62	2476	39.9
2.	Terry Mallory	1983-86	272	10,732	39.5
3.	Wayne DeVane	1995-97	134	5119	38.2
4.	Chad Mosley	1991-92	72	2735	38.0
5.	Travis Tidwell	2004-05	118	4481	38.0
6.	Kenn Barnett	1999, 02-04	210	7903	37.6
7.	Brad Bauer	1982-84	63	2341	37.2
8.	Andy Gibbs	1998, 00	118	4331	36.7
9.	Steven Wright	2006-07	96	3485	36.3
10.	Brian Chestnutt	1989-91	68	2442	35.9

### Total Tackles

No.	Player	Years	UT	AT	Tot.
1.	Jessie Tuggle	1983-86	143	197	340
2.	Jesse Sutton	1995-98	119	180	299
3.	Ryan Branch	1993-96	156	142	298
4.	Ced Dickerson	1999-02	174	123	297
5.	Erasmus Harvey	1991-94	146	143	289
6.	Antonio Speed	1995, 97-99	139	148	287
7.	William Montford	2004-07	122	158	280
8.	Jimmy Francis	1982-85	120	134	254
9.	Lenny Parker	1983-84	109	139	248
10.	Three tied with				243

### Interceptions

No.	Player	Years	Ints.	Yds.	TD
1.	Dallis Smith*	1983-86	21	209	0
2.	Sherard Reynolds	2005-08	14	389	2
	Jimmy Francis	1982-85	14	160	0
4.	Deon Searcy	1987-90	12	73	0
5.	Wesley Brown	2000-03	10	220	0
	Tony Hill	1991-94	10	157	1
	Calvin Orr	1986-89	10	172	0
8.	Maurice Leggett	2004-07	9	170	2
	Chris Fowler	2002-03	9	35	0
	Ced Dickerson	1999-02	9	77	0
	Dennis Smith	1983-86	9	64	0

### Pass Deflections

No.	Player	Years	PD
1.	Dallis Smith	1983-86	40
2.	Vaughn Clark	1996-99	28
3.	Deon Searcy	1987-90	27
4.	Ced Dickerson	1999-02	26
	Calvin Orr	1986-89	26
6.	Jimmy Francis	1982-85	25
7.	Maurice Leggett	2004-07	23
	Dennis Smith	1983-86	23
9.	Elliott Burkes	1999, 02-03	21
	Jarmal Stevens	1994-97	21

### Sacks

No.	Player	Years	Sacks
1.	Andre Hampton	1991-94	34.0
	Antonio Edwards	1989-92	34.0
3.	Robert Morris	1986-89	29.0
4.	Marlin Adams	2000-03	28.0
5.	Richard Freeman	1996-97	22.0
6.	Antonio Speed	1995, 97-99	20.0
7.	Tim Thompson	2002-05	17.5
8.	Arto Vartanian	1997-98	16.0
9.	Tommy Johnson	1994-95	15.0
10.	Shay Williams	1992-95	14.0

### Tackles For Loss

No.	Player	Years	TFL
1.	Tim Thompson	2002-05	49.0
2.	Marlin Adams	2000-03	48.5
3.	Antonio Speed	1995, 97-99	41.0
4.	Jesse Sutton	1995-98	40.0
5.	Dewayne Smith	2001-02	39.0
6.	Reggie Rhodes	2001-02	28.0
7.	Fatari Lyons	2001-02	27.0
	Robert Morris	1986-89	27.0
9.	Mike Fowler	1999-01, 06	26.5
10.	Jason Cost	2000-03	26.5

## COACHING RECORDS

### Victories - All Games

Coach	Years	W	L	T	PCT
Chris Hatcher	2000-06	76	12	0	.864
Hal Mumme	1993-96	40	17	1	.698
Mike Cavan	1986-91	37	22	2	.623
<b>David Dean</b>	<b>2007-</b>	<b>22</b>	<b>4</b>	<b>0</b>	<b>.846</b>
Mike Kelly	1997-99	15	16	0	.484
Jim Goodman	1982-84	15	17	1	.470
Jim Berryman	1985	5	6	0	.455
Mark Nelson	1999	0	2	0	.000

### Winning Percentage - All Games

Coach	Years	W	L	T	PCT
Chris Hatcher	2000-06	76	12	0	.864
<b>David Dean</b>	<b>2007-</b>	<b>22</b>	<b>4</b>	<b>0</b>	<b>.846</b>
Hal Mumme	1993-96	40	17	1	.698
Mike Cavan	1986-91	37	22	2	.623
Mike Kelly	1997-99	15	16	0	.484
Jim Goodman	1982-84	15	17	1	.470
Jim Berryman	1985	5	6	0	.455
Mark Nelson	1999	0	2	0	.000

### Victories - Gulf South Conference Games

Coach	Years	W	L	T	PCT
Chris Hatcher	2000-06	56	6	0	.903
Hal Mumme	1993-96	24	10	1	.700
Mike Cavan	1986-91	29	15	2	.652
<b>David Dean</b>	<b>2007-</b>	<b>13</b>	<b>3</b>	<b>0</b>	<b>.813</b>
Mike Kelly	1997-99	12	12	0	.500
Jim Goodman	1982-84	7	14	0	.333
Jim Berryman	1985	3	5	0	.375
Mark Nelson	1999	0	2	0	.000

### Winning Percentage - Gulf South Conference Games

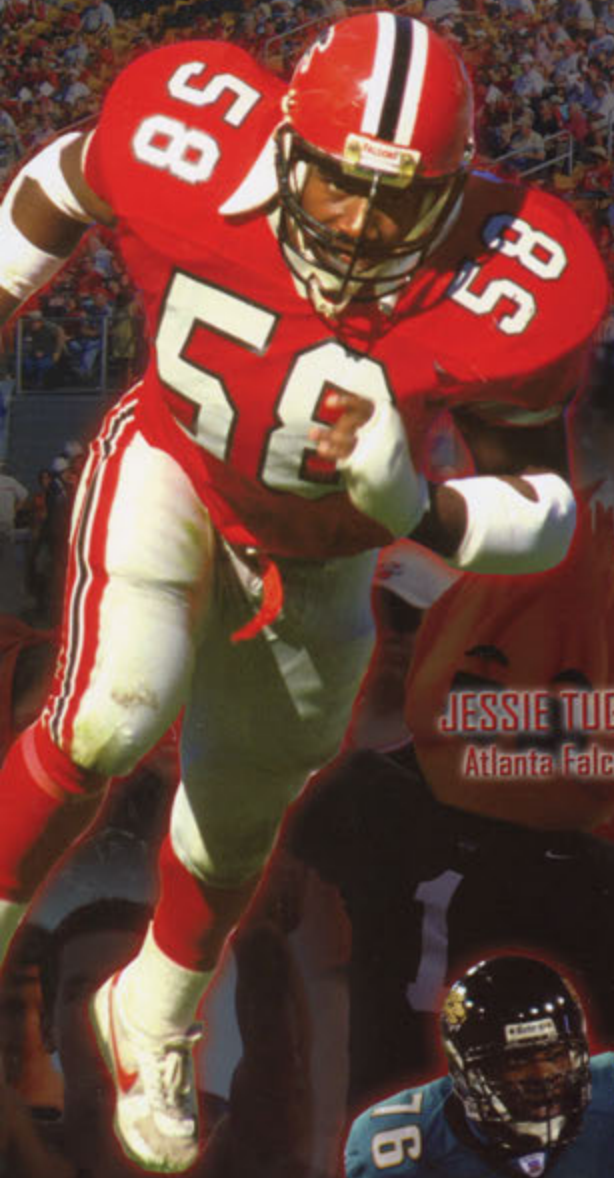
Coach	Years	W	L	T	PCT
Chris Hatcher	2000-06	56	6	0	.903
<b>David Dean</b>	<b>2007-</b>	<b>13</b>	<b>3</b>	<b>0</b>	<b>.813</b>
Hal Mumme	1993-96	24	10	1	.700
Mike Cavan	1986-91	29	15	2	.652
Mike Kelly	1997-99	12	12	0	.500
Jim Berryman	1985	3	5	0	.375
Jim Goodman	1982-84	7	14	0	.333
Mark Nelson	1999	0	2	0	.000



# BLAZERS

IN THE

# PROS



JESSIE TUGGLE  
Atlanta Falcons



GERALD DAVIS  
Hamilton Tiger-Cats



MAURICE LEGGETT  
Kansas City Chiefs

RICHARD COLLIER  
Jacksonville Jaguars



# 2009 BLAZER SCHEDULE



Aug. 29		NEWBERRY	7 p.m.
Sep. 12		SOUTHERN ARKANSAS*	7 p.m.
Sep. 19		at Ouachita Baptist*	8 p.m.
Sep. 26		WEST ALABAMA*	7 p.m.
Oct. 1		at Delta State*	7:30 p.m.
Oct. 10		HENDERSON STATE*	3 p.m.
Oct. 17		at Harding*	7 p.m.
Oct. 22		NORTH ALABAMA*	8 p.m.
Oct. 29		at West Georgia*	7:30 p.m.
Nov. 7		EDWARD WATERS	2 p.m.

**CARLOS ANDERSON**  
Cornerback

**R.J. BASTONE**  
Wide Receiver

**MELVIN BLACK**  
Defensive End