


VALDOSTA STATE
UNIVERSITY

HATCH ATTACK

2002



TO THE WORKING MEDIA...

PRESS BOX

Cleveland Field and Bazemore-Hyder Stadium, the football home of Valdosta State's Blazers, is topped on the south side by a two-level press box with adequate seating on the lower level for about 12 writers. Broadcasters, VSU film, VSU coaches and visiting coaches use the upper level which is accessible only by ladder type steps.

PRESS BOX SERVICES

Standard services are provided for media personnel -- flip cards, cumulative statistics, media guides, game programs, play-by-play accounts at the conclusion of each quarter, abbreviated statistics at half-time and complete final statistics as soon as possible at the end of the game. Ample telephone and fax service is available. Soft drinks and a snack will be served.

MEDIA CREDENTIALS

Contact Steve Roberts, SID, for press passes as far in advance as possible. Passes will be mailed if time permits. If not, they will be left at the Will Call table at the southeast corner of the stadium. The passes, which double as a parking pass, will be at the Will Call table two hours before kickoff.

MEDIA PARKING

Parking for the media is available in the lot adjacent the southeast gate at the stadium. Show your media credential to the attendant at the lot's entrance.

RADIO

Valdosta State has a radio booth for the originating station for the Blazer Football Network. A modular plug phone line is provided the official broadcast team of the opponent for each game. The visiting radio crew should obtain permission and credentials in advance from Steve Roberts, SID. Gulf South Conference opponents are provided the phone line at no charge. Other opponents are charged a \$50 fee if no reciprocal arrangements are made. The visiting radio phone number as well as a trouble number will be given on request.

SCOUTS

Requests for scouting credentials should be made directly to Steve Roberts, SID, early during the week of the game to be scouted.

FILM

Valdosta State films from the upper level of the press box above the South stands at the stadium. Opponents and media film from a deck (power provided) located at the top of the stands on the North side of the stadium. Media can also film from either sideline (goal line to the 25-yard-line).

OFFICES

Offices of all football coaches are located in the old gymnasium, which also houses the football fieldhouse. Other athletic offices, including the athletic director, sports information director and ticket offices, are located in the physical education complex.

CREDITS

Editor and Writer: Steve Roberts;
Design and Printing: Kevin Adams, Colson Printing Company, Valdosta, GA.

Sports Information Mailing Address:

Steve Roberts
Sports Information Director
Athletic Department
Valdosta State University
Valdosta, GA 31698

PHOTO CREDITS

Many thanks to Valdosta Daily Times photographers Paul Leavy and Mike Tanner and free lance photographers Jack Hartley and Jack Rowe of Valdosta for their time and talent which produced the photos in this media guide.



VALDOSTA STATE SPORTS OUTLETS

Greg McIlvain
Valdosta Daily Times
P.O. Box 968
Valdosta, GA 31603
229.244.1880

Chris DePew
Valdosta Daily Times
P.O. Box 968
Valdosta, GA 31603
229.244.1880

Christian Malone
Valdosta Daily Times
P.O. Box 968
Valdosta, GA 31603
229.244.1880

Dick Rocky
807 Millpond Road
Valdosta, GA 31602
229.247.7669

Tom Odom
P.O. Box 2736
Valdosta, GA 31604

Ernest Reese
Atlanta J-C Sports
P.O. Box 4689
Atlanta, GA 30302
404.526.5794

Mike DiRocco
FTU Sports
P.O. Box 1949-F
Jacksonville, FL 32231
904.359.4500

Teneshia Wright
FTU Sports
P.O. Box 1949-F
Jacksonville, FL
904.359.4372

Lori Park
FTU Sports
P.O. Box 1949-F
Jacksonville, FL
904.359.4248

Jennifer Wielgus
Telegraph Sports
P.O. Box 4167
Macon, GA 31213
478.744.4400

Sports Editor
The Spectator
Valdosta State University
Valdosta, GA 31698
229.333.5685

Frank Barnas
Communication Arts
Valdosta State University
Valdosta, GA 31698
229.333.7156

Scott James
WWRQ Sports
1001 W. Gordon St.
Valdosta, GA 31602
229.247.1077

Tim Mark
Gazette Sports
P.O. Box 708
Tifton, GA 31794
229.382.4321

Gentry Estes
Herald Sports
P.O. Box 48
Albany, GA 31703
229.888.9305

Wayne Grandy
Observer Sports
P.O. Box 889
Moultrie, GA 31768
229.985.4545

Sports Editor
Journal-Herald Sports
P.O. Box 219
Waycross, GA 31501
912.283.2244

Sports Editor
Times-Enterprise Sports
P.O. Box 650
Thomasville, GA 31792
229.226.2400

Kevin McDermond
WALB-TV Sports
P.O. Box 3130
Albany, GA 31708
229.446.4042

Robert Hydrick
WALB-TV Sports
P.O. Box 3130
Albany, GA 31708
229.446.4043

Lee Gordon
WCTV-TV Sports
P.O. Box 3048
Tallahassee, FL 32303
850.906.0477

Rick Ritesh
WCTV-TV Sports
P.O. Box 3048
Tallahassee, FL 32303
850.906.0477

Preston Scott
WTCW-TV Sports
7927 Thomasville Rd.
Tallahassee, FL 32312
850.893.3127

John Lastinger
P.O. Box 40
Valdosta, GA 31603



VALDOSTA STATE UNIVERSITY... At A Glance

FOOTBALL CONTACTS



Chris Hatcher,
Head Coach

Office: (229) 333-5970
Cellular: (229) 630-0033
email: cmhatch@valdosta.edu



Steve Roberts,
SID

Office: (229) 333-5903
Home: (229) 244-6560
email: sroberts@valdosta.edu



Herb Reinhard,
Athletic Director

Office: (229) 333-5890
Home: (229) 241-8504
email: hreinhar@valdosta.edu

Website:

<http://www.valdosta.edu/athletics>

FAX: (229) 333-5972

QUICK FACTS

Location.....Valdosta, Ga.
Enrollment.....9250
PresidentDr. Ronald M. Zaccari
Athletic DirectorHerb Reinhard
Football CoachChris Hatcher
Athletic AffiliationGulf South Conf.,
NCAA Division II
NicknameBlazers
ColorsRed and Black
StadiumCleveland Field
(11,500, natural turf)

CONTENTS

Athletic & Football Staff.....	1
Valdosta State University, VSU President	2-3
Athletic Director	4
Head Coach	6-7
Assistant Coaches	8-10
Strength and Conditioning Complex	11
Blazer Pride, Football Support Staff	12
Outlook	14-16
Players	17-25
Signees.....	26
Sports Medicine	27
Gulf South Conference	28-29
Rosters	30-31
Bazemore-Hyder Stadium	32
Opponents.....	34-39
Travel Itinerary	39
2001 In Review	40-44
Records	46-53
Lettermen	54-56
VSU Pros.....	57
VSU All-Americans.....	58-59
Hall of Fame	59
Harlon Hill	60
Composite Schedule.....	Inside Back Cover

FOOTBALL STAFF

Head Coach	Chris Hatcher
Alma Mater	Valdosta State 1995
Collegiate Record	22-3, 2 years
Record at VSU	same
Office Phone	229-333-5970
Cell Phone.....	229-630-0033
Best Time To Call	Mornings
Assistant Coaches	
Assistant Head Coach, Offensive Line	Shawn Bostick
Offensive Coordinator, Receivers	David Dean
Defensive Coordinator, Secondary	Kevin Shirley
Offensive Backs	Chris Boden
Linebackers	Ashley Anders
Defensive Line	Maurea Crain
Strength and Conditioning	Michael Doscher
Assistant.....	Kimberly Mallard
Athletic Trainer	Russ Hoff
Assistant Trainers	
.....	Bobby Tucker, Michele Garber,
.....	Lori Howard, Chuck Conner
Football Secretary.....	Debi Frocks

ATHLETIC STAFF

Telephone (Area Code 229)

POSITION/NAME	OFFICE	HOME
Faculty Athletic Representative		
Bobby Tucker	333-7161	794-3649
Athletic Director		
Herb Reinhard	333-5890	241-8504
Secretary: Debbie Wisenbaker	333-5890	NA
Secretary: Mary Frances Hightower	333-5890	NA
Athletic Advancement Director		
Lynne Sourwine-Capece	333-5890	NA
Athletic Development Director		
Bill England	333-5890	242-7413
Baseball		
Tommy Thomas	259-5562	245-0303
Assistant: Shannon Jernigan	259-5563	241-7168
Basketball (Men)		
Jim Yarbrough	333-5893	563-2915
Assistant: Todd Sheppard	333-5004	219-7867
Basketball (Women)		
Kiley Hill.....	333-5890	563-2910
Assistant: Jennifer Head	333-5890	NA
Cheerleading Coordinator		
Linda Reinhard.....	333-5890	241-8504
Cheerleading Coach		
Stephanie Atkins.....	333-5890	NA
Cross Country		
Johnny Lancaster	333-5890	247-7246
Dance Team Coordinator		
Karen Cook.....	247-8943	NA
Football		
Chris Hatcher	333-5844	630-0033
Secretary: Deborah Frocks	333-5970	NA
Golf		
Jared Purvis	333-5890	NA
Maintenance, Travel		
Mickey Woods	333-5890	253-9130
Softball		
Kendra McDaniel.....	333-5890	242-2744
Sports Information		
Steve Roberts	333-5903	244-6560
Strength & Conditioning		
Michael Doscher	333-5844	253-9292
Tennis		
John Hansen	333-5890	244-4790
Ticket Manager		
Bill England	333-5890	242-7413
Trainer		
Russ Hoff	333-7161	242-5327
Assistant: Bobby Tucker	333-7161	794-3649
Assistant: Michele Garber.....	333-7161	245-1667
Assistant: Lori Howard.....	333-7161	247-8782
Assistant: Chuck Conner	333-7161	244-9386
Volleyball		
Jon Teetzel.....	333-5890	253-1563



VALDOSTA STATE UNIVERSITY *Simply A Great Choice!*



West Hall, located in the center of Valdosta State University's main campus, houses the offices of the president and vice president for academic affairs as well as several academic departments.

Valdosta State University is not a small school. More than 9000 graduate and undergraduate students attend, making it big enough to offer more than 100 degree programs, yet small enough to offer individualized attention maintaining a student to faculty ratio of less than 25 to 1. Classes at VSU are small enough to allow plenty of communication between faculty and students. That's unusual at many state schools.

Valdosta State was elevated to regional university status July 1, 1993. As a regional university, VSU is continually expanding its mission to meet the growing needs of the region. When it comes to academics, Valdosta State is what many other colleges wish they were...a close knit community of professors and students who learn from one another in an academic setting second to none. VSU is committed to maintaining a strong teaching faculty. The professors know their subject matter and present it in imaginative and stimulating ways. They care about their students and challenge them to fulfill their academic potential.

Valdosta State, being a multi-purpose institution, is likely to have the academic major most students are seeking. The university offers programs you would expect to find at almost any college, but a number of programs that are usually found only at major universities are also offered. For example, consider the possibilities of studying astronomy; radio, television and film; sports medicine; computer science; special education; nursing, or enrolling in the largest speech and language pathology program in the state

of Georgia housed in a new state of the art facility which went on line in January 2000.

The experience and qualifications of Valdosta State's faculty are impressive. More than 400 men and women compose the faculty, and more than 75 percent hold the terminal degree in their field. They choose to teach at VSU because it's the kind of university where they can make a difference. When their work in the classroom is completed, many can still be found to counsel students concerning career opportunities.

At VSU, great pride is taken in the physical appearance of the ever-expanding campus. First-rate laboratories (a \$23 million biology-chemistry building was completed in 2001), computer facilities housing the latest technology, an impressive library which began a multi-dollar expansion last year and modern residence halls dot the campus, which includes more than 50 air-conditioned buildings. The architecture and landscaping of the campus are uniform and uniquely attractive.

The location is ideal...15 miles above the Georgia-Florida



Pound Hall on North Campus houses the Harley Langdale Jr. College of Business Administration.



University Center is the hub for many functions.

line on Interstate 75 within easy driving distance of the beaches, resorts and recreational areas of Georgia and Florida. Valdosta, the "Azalea City", is Georgia's ninth largest city and the center of Lowndes County which has a population of more than 100,000. Valdosta, which means "Vale of Beauty", is certainly deserving of its name. The mild climate, friendly people and natural beauty of the area make this simply a great choice for continuing your educational experience.



The Mall Area in front of Odum Library is the center of Main Campus.

Dr. Ronald M. Zaccari President, Valdosta State University

New Year's Eve 2001 will be remembered as the day Dr. Ronald M. Zaccari, a sculptor, artist, administrator and veteran educator, was named the new president of Valdosta State University. The effective date was January 7, 2002, making Zaccari the seventh president in the history of VSU. He succeeds Dr. Hugh C. Bailey, who served the institution with distinction for 23 years.

Zaccari, president emeritus of West Liberty State College in West Liberty, WV, is a professor of art and an accomplished sculptor. He served as president of West Liberty State, a four-year public institution, from 1996 until he retired in August of 2001 to work on commissioned sculptures. He soon found retirement, even with his art work, left him with too much time on his hands, and he pursued and was rewarded with the VSU presidency.

The new VSU president immediately hit the ground running. His management style involves the use of a strategic planning process that outlines the strengths, weaknesses, opportunities and threats of the university. A broad based planning committee which included the expertise of an outside consulting firm held a three-day retreat in April to begin the process, which will be a work in progress throughout the Zaccari administration.

"I really don't understand how VSU can adapt to the next five to ten years of dynamic challenges without a well-defined plan," Zaccari said. "The campus must demonstrate a system of measuring its goals and action steps. It usually takes a campus of this size a year or so to develop a plan, strengthen it and assess areas the planning retreat simply missed.

"The planning process will evolve to an annual planning retreat, an annual celebration of accomplishments and an annual cycle where new priorities take the place of those that have been completed. The process can be described as constant."

Prior to the West Liberty State appointment, Zaccari was provost and vice president for academic affairs at Southeastern Louisiana University in Hammond, La., an institution of about 13,000 students, from 1994-96. Zaccari joined Southeastern Louisiana in 1977 as head of the Visual Arts Department, serving in that post until 1982.

He held a wide variety of administrative posts at the university, while simultaneously serving as a professor of art, including serving as dean of the College of Education, assistant vice president for academic affairs, acting provost, and associate provost for academic and student affairs. Zaccari began his career as a faculty member in 1967, as an assistant professor of art at Edinboro State College, in Edinboro, Pa.

He also was an associate professor of art at the University of Colorado, from 1973-77. Zaccari holds a B.S. from the State University at Slippery Rock, in Slippery Rock, Pa, a M.Ed. from the University of Pittsburgh (Pa.), and an Ed.D. from The Pennsylvania State University. He has been active with statewide and national professional and higher education associations and is the recipient of numerous federal, state and private sector grants for his work.

He is married, and he and his wife Nancy, already a very active player in the university's many activities, have two grown sons.





HERB REINHARD

Athletic Director

Valdosta State University athletics has made great strides forward in the almost 10-plus years Herb Reinhard has been in charge of the 11-sport Division II program. Reinhard joined the Valdosta State athletic family in December 1991, coming from Florida A&M University where he was assistant athletic director in charge of marketing and promotions.

The personable Winter Park, Fla., native has directed a superbly well-balanced program which in the past athletic year won the men's all-sports trophy in the Gulf South Conference for the second time in his tenure.

"I am pleased with many of our accomplishments over the past decade, but we must remember how we reached this point," Reinhard said. "It will be necessary to push even harder in the next 10 years if we are to get this program beyond its current level of success. We want to give all our coaches every possible chance to be successful, and that takes a lot of commitment not only from our staff but from this and surrounding communities."

"I am very thankful that the community involvement has continued to grow. We have a lot of plans in the works which will need that involvement. For our part, we pledge to continue putting exciting and winning teams on the fields and courts."


Reinhard, 44, spent much of his first four years on the job turning potential supporters of VSU athletics into active supporters of the program. The list of corporate sponsorships has passed 100, and his aggressive season ticket campaign for football, basketball, baseball, softball and volleyball has paid dividends. He has also expanded the VSU sports package, adding women's volleyball which began play in 1995, as well as its athletic facilities. A fieldhouse and indoor hitting facility for baseball opened in 1998, and a \$525,000 softball stadium was completed in July 1999.

"We have made some inroads, but we still have much to do. We must continue to present an exciting, appealing product which people want to come out to see. We have so much to offer the south Georgia-north Florida area in the way of entertainment and education. I feel very fortunate to be a part of this institution, which is making an even larger impact on the quality of life for this region."

Reinhard has an undergraduate degree in business from Florida A&M, where he was a two-time all-conference placekicker, and a master's degree in sports administration from Florida State. He began his career at Florida A&M in 1979 where he was women's sports information director for six years before taking

over athletic marketing and development in 1986. He was promoted to assistant athletic director in 1990. He was elected to the Florida A&M Sports Hall of Fame in 1993.

Reinhard is married, and he and his wife Linda, who coordinates the cheerleading corps for the athletic department, have a son, Herb IV, 12, and a daughter, Rebecca Joy, 8.



The Reinhards: Rebecca, Linda, Herb, and Herb IV.



COACHES



CHRIS HATCHER

Head Coach

Chris Hatcher, who rewrote the Valdosta State record book as the starting quarterback from 1991 to 1994, is set to enter his third season as the Blazers' head man, shouldering extremely high expectations for a program he has elevated into the national limelight in only two years.

Hatcher, who inherited a team that had turned in a program worst 4-7 record in 1999, has won 22 of 25 games (.880), two Gulf South Conference championships and advanced to the 16-team national playoffs both years. He's been flooded with coach of the year honors at conference, regional and national levels, and his teams have won national statistical awards.

Great stuff. But despite all the success, Hatcher is not satisfied. The goal will always be to play 11 regular season and four playoff games each year. His first team played 12. His second team played 13. To play for the national championship, you must play 15.

"Don't get me wrong, I've been very pleased with our two seasons, but we haven't reached our ultimate goal ... to play for the national championship," Hatcher said. "That is our goal again this year, and as long as I'm around here it will always be our goal."

Hatcher, whose organizational skills and attention to detail belie his relatively young age (29), has thrived in his dream job as a collegiate head coach.

"The big thing is I've always wanted to be a head football coach at the college level somewhere," he added. "Being at Valdosta State is just an added bonus."

The personable Hatcher, a Macon native who was a standout in football and baseball at Mt. de Sales Academy, is back "home" following one year at Central Florida (where he coached Minnesota Viking quarterback Daunte Culpepper) and three years at Kentucky (where he coached both Cleveland Brown quarterback Tim Couch and former VSU and now Atlanta Falcon QB Dusty Bonner).

At Kentucky Hatcher worked for former VSU coach Hal Mumme, in whose offense he flourished as a player from 1992-94, and from whom he adopted and adapted his potent Air Raid offensive attack. Mumme predicted Hatcher's success, citing his leadership skills and teaching ability and labeling him "a wonderful football coach".

Hatcher was also a wonderful football quarterback at

VSU. He completed 1,047 of 1,529 passes for 11,363 yards and 121 touchdowns, setting 29 school passing and total offense records along the way (14 of which still stand). More would still be on the books if he hadn't had Bonner running his offense the last two seasons.

Hatcher started 41 consecutive games (29-10-2) at



The Hatchers: Lori, Chris and Tyler



Valdosta State and still holds 13 Gulf South Conference and 17 Division II national records in addition to his 14 school marks. In his senior season of 1994, he led the Blazers to their first playoff appearance, reaching the quarterfinals before losing in double overtime to eventual national champion and conference rival North Alabama. Among his more impressive national records are his 68.5 career completion percentage and his 20 straight completions against New Haven.

Hatcher was a two-time all-America (1993 and 1994) and a two-time winner of the GSC's Commissioner's Trophy, which goes to the league's most outstanding overall student-athlete. He capped his brilliant senior campaign by winning numerous national honors, including the prestigious NCAA Top Eight Award, the GTE Academic All-America National Player of the Year and an \$18,000 post-graduate scholarship from the National Football Foundation.

In addition, he won the 1994 Harlon Hill Trophy, which goes annually to Division II's best player, by the second largest vote margin in the award's 16-year history.

Hatcher followed his father Edgar into coaching, beginning as a student assistant at Valdosta State in 1995 and working with his quarterback successor Lance Funderburk, also an all-America who finished second in the 1996 Harlon Hill race. The coaching road then led to Central Florida in 1996 and on to Kentucky when Mumme was named head coach in 1997.

And now he's come full circle ... back to Valdosta State where the journey began as a walkon fifth string quarterback in the fall of 1991. After winning 22 of 25 games in his first two seasons, Hatcher has not wavered from his initial perception of the job.

"We really expected to win, and we expected to win immediately," he said. "I left a great place at Kentucky to come to a place that has always been special to me. We're raising a family here, and hopefully we're raising the bar as to what is expected year-in and year-out from Blazer football. We want to be the best."

Hatcher and his wife Lori are both Valdosta State graduates, Chris in kinesiology and physical education and Lori in early childhood education. The couple's first child, Tyler Christopher, was born June 25, 2000.

THE CHRIS HATCHER FILE

Wife: Lori (VSU graduate in early childhood education)

Son: Tyler Christopher, born June 25, 2000

Record at VSU: 22-3 (.880); Conference Record: 17-1 (.944)

Coaching Experience

1995 - Student assistant (quarterbacks) coach at VSU (coached all-America and Harlon Hill Trophy runnerup Lance Funderburk)

1996 - Assistant coach (quarterbacks and tight ends) at Central Florida (coached all-America and first round NFL draft pick Daunte Culpepper)

1997-98 - Graduate assistant (quarterbacks) and head junior varsity coach at Kentucky (coached all-America and No. 1 NFL draft pick Tim Couch)

1999 - Assistant coach (quarterbacks and receivers) at Kentucky

2000 - Head coach, Valdosta State University First team finished 10-2, won school's second Gulf South Conference championship and advanced to the Division II national playoffs; Named Gulf South Conference coach of the year; Named Division II coach of the year by American Football Quarterly; Atlanta Touchdown Club coach of the year; Coached Harlon Hill Trophy winner Dusty Bonner.

2001 - Finished 12-1, won school's third Gulf South Conference championship and advanced to quarterfinals of Division II national playoffs; Ranked No. 1 in the country for a school record seven consecutive weeks; 12-game winning streak is longest in school history; Named Gulf South Conference coach of the year for second straight season; Named Division II regional coach of the year by American Football Coaches Association; Atlanta Touchdown Club coach of the year; Coached Harlon Hill winner Dusty Bonner.

Playing Career

- ▶ Valdosta State, 1991-94 (41 consecutive starts, compiled 29-10-2 record)
- ▶ Holds 14 school, 13 Gulf South Conference and 17 Division II national records
- ▶ Two-time all-America (1993 and 1994)
- ▶ Harlon Hill Trophy (best player in Division II) winner by the second largest vote margin in the history of the award (1994)
- ▶ Two-time winner of the Gulf South Conference Commissioner's Trophy (1993 and 1994)
- ▶ Member of Gulf South Conference Team of the 1990s
- ▶ NCAA Top Eight Award Winner (1994)
- ▶ Awarded one of the 16 post-graduate scholarships from the National Football Foundation (1994)
- ▶ GTE Academic All-America National Player of the Year (1994)
- ▶ Elected in his first year of eligibility to Valdosta State University Athletic Hall of Fame's Class of 2001
- ▶ Elected to Macon Sports Hall of Fame Class of 2001 (last class was elected in 1978)



SHAWN BOSTICK

Assistant Head Coach
Offensive Line

Shawn Bostick, beginning his fifth season in charge of the offensive line, knows he was a major beneficiary when Valdosta State hired his college roommate as the school's sixth head coach in December 1999. The first thing Chris Hatcher did after taking charge of the football program was name Bostick his assistant head coach.

"Boss was my center when I played quarterback here, and we've been close friends for a long time," Hatcher said. "Just as important as far as the football program is concerned is the fact he's a very good offensive line coach with a tremendous work ethic. I kid him that naming him my top assistant only means he gets to do the things I don't want to do."

Bostick, who received an education degree in health and physical education from VSU in 1996, was a three-year letterman on Blazer teams in 1991, 1992 and 1993. He started at center for the 1993 team which compiled an 8-3 record. That offensive line protected Hatcher like a baby, surrendering only 10 sacks in 471 passing attempts.

The 32-year-old Bostick has now been in charge of the offensive line longer than any other coach in the 20-year history of the program, and last year he produced two All-Americans and three all-conference players.

"I'm very proud of the players I've had the privilege to coach," Bostick said. "Last year's group was special because they had been together so long and were really like family. It takes time to build that kind of chemistry, and that's what we'll work on with this year's group. Some folks say we're rebuilding along the offensive front. I prefer to say we're reloading."

Bostick and the former Sheila Hammock celebrated their fifth wedding anniversary in June and are expecting their first child in November.



The Bosticks: Shawn and Shelia



DAVID DEAN

Offensive Coordinator
Receivers
Special Teams

David Dean, who coordinated arch rival West Georgia's highly successful passing game in the 1990s, returned to Valdosta State in January 2000 when Hatcher hired him to coach receivers and special teams. His results impressed his boss to the point Hatcher promoted Dean to offensive coordinator following that first year success.

"I told him when I hired him he'd be the 'dean' of the new coaching staff," Hatcher remembers. Dean, 38, is in fact the veteran of a young Valdosta State staff.


"We communicate very well, and I think it was a natural progression to make him the coordinator," Hatcher said. "I have great respect for David's opinion and depend on him greatly for advice as we continue to implement our version of the Air Raid offense. He's been around the Gulf South Conference for more than 10 years and brings a wealth of information which benefits our program tremendously."

Dean is on his second tour of duty at VSU, where he coached wide receivers under Mike Cavan from 1988-91. He joined arch rival West Georgia's staff as running backs coach in 1992. In his eight seasons, the Braves compiled a record of 59-28, won two GSC championships (1997-98) and beat Valdosta State seven times. Since his return, VSU is 2-0 against its old rival.

Dean was a versatile high school football player at Avondale in metro Atlanta, playing both defensive back and quarterback. He was selected to the all-county team as a defensive back and was the second ranked quarterback in passing efficiency.

After walking on as a freshman at Georgia Tech in 1982, Dean earned a scholarship and played for the Yellow Jackets for three seasons, winning the Guts Award in 1984 and 1985. He was a graduate assistant at Tech in 1986 and coached wide receivers at Avondale in the spring of 1987 before beginning his first tour at Valdosta State.

Dean is married to the former Stacie Stott, a VSU alumnus and advisor to the Blazer Pride support group, and the couple has two daughters, Caroline, 5, and Allison, 3.



The Deans: David, Allison, Caroline and Stacie



KEVIN SHIRLEY

Defensive Coordinator
Secondary

Kevin Shirley joined the Blazer staff last year in time for spring practice, becoming Hatcher's third defensive coordinator in as many years. He replaced Kirby Smart, who moved on to Florida State after directing a defense which led the Gulf South Conference in several categories.

The personable Gordo, Alabama native came to Valdosta State from Hoover High School (a Birmingham suburb) where he was defensive coordinator for a highly successful program for three seasons. His coaching career dates back to 1991 when he began coaching at Gordo High School the fall after graduating. As a prep player at Gordo, he was an all-county linebacker for two seasons.

In 1997 Shirley received his education degree from the University of Alabama, where as an undergraduate he coached wide receivers (1996) and the defensive line (1997) before going to Troy State to work on his master's degree in education. He coached linebackers for two seasons at TSU, and in addition to his varsity duties in 1998 was the head junior varsity coach and defensive coordinator. He completed work on his master's in 1999 before joining the staff at Hoover.

"Kevin has picked up a lot of experience in a short amount of time," Hatcher said. "He has coached in a program that has a very similar philosophy to ours, and I've been extremely impressed with his work ethic and organizational skills. He immediately took charge of the defense in the spring, which is what I expected him to do. And I thought the defense had a tremendous spring of work."

Shirley expects his defense to be competitive every snap. That was a point of emphasis every practice during the spring.

"Obviously, the main goal of the defense is to stop people," Shirley said. "But more than that, it's to stop people quickly. The goal will always be three (plays) and out. If not three and out, then six and out or create a turnover in five. As good as the defense was last year, it was on the field much too long. If you're on the field 90 snaps, you're going to give up points. The main thing we stressed in the spring was playing hard and being aggressive on every play."

"I think our kids understand the philosophy of an attacking defense. As a defensive staff, we've got to make sure our players understand that philosophy must be applied every snap."

Shirley, 29, is married, and his wife Sharon is a registered nurse employed by Smith Northview Hospital in Valdosta.



Kevin and Sharon Shirley



CHRIS BODEN

Runningbacks
Recruiting Coordinator
Director of Football Operations

Chris Boden begins his seventh full season on the Blazer football staff and is working under his third head coach, having joined Hal Mumme's program in the spring of 1996 as quarterbacks coach. Like Mike Kelly before him, Hatcher was impressed with the job Boden did in the recruiting area during the coaching staff transition and retained him as recruiting coordinator, later adding more responsibility as director of football operations. He took charge of the running backs during the spring of 1997 and will continue to coach that position this fall.


"Chris has made a lot of contacts in the past seven years, and his organization was crucial during the coaching transition," Hatcher said. "He is a tireless worker in the critical area of recruiting, and he is a solid on-the-field coach. It was an easy decision to keep him as an integral part of my staff."

A native of Tawas City, Michigan, Boden was a quarterback at Saginaw Valley State (MI) University in Saginaw, graduating in 1990. He began his coaching career as a graduate assistant at Central Michigan University, working with the secondary for two seasons and earning his master's degree in 1994.

In 1994 and 1995 he coached at Urbana University in Urbana, Ohio, working with quarterbacks and receivers and coordinating the passing game. He also taught in Urbana's health and physical education program.

Boden enjoys wearing the hats of recruiting coordinator and on-the-field coach. He sees his position players being an integral part of Hatcher's Air Raid offense. "I think we surprised some folks last year because we had lost so many backs from the year before. But Aaron (Jenkins) had an unbelievable season, and several other players stepped up. This year we have most everyone back, and I think we've added even more versatility, which is the key because our backs must be able to catch the ball and protect the quarterback in addition to running the football."

Boden, 34, is single.





ASHLEY ANDERS

Linebackers



MAUREA CRAIN

Defensive Line

Ashley Anders is another in the trio of new defensive coaches for 2002, coming on board along with Shirley in time for spring practice earlier this year. He spent last year coaching linebackers, the secondary and special teams at Holmes Community College in Goodman, Mississippi and took charge of the Blazer linebackers upon his arrival at VSU.

Anders was a three-sport letterman in high school in Hampton, Arkansas, being named an all-district and all-conference defensive back in football and an all-district and all-conference pitcher in baseball, sports in which he lettered all four years. He also lettered two years in basketball. He played baseball at GSC rival Arkansas-Monticello, graduating with a health and physical education degree in 1996.

He began his coaching at Star City (Arkansas) High School in 1996 as head basketball coach and assistant football coach (three years), assistant baseball coach and assistant strength coach (one year each) and head strength coach one year. His last year at Star City (1998-99) he was defensive coordinator.

He moved to Auburn to work on his master's degree in sports administration in 1999 and coached defensive backs and special teams as a graduate assistant for the Tigers for two seasons. He earned his master's degree in 2000 before moving to Holmes CC.

Anders used spring practice as a time to get to know his new team members in general and a talented group of linebackers in particular. He came away from spring drills convinced the defense can be a good unit.

Like Shirley, Anders believes the transition between defensive staffs has been and will continue to be smooth. "We worked at getting on the same page all spring, and we'll pick up where we left off when we get started in August."

Anders, 30, is married, and he and his wife Sheri have a daughter, Mary Alex, 2. Sheri is a special education teacher in the Lowndes County School System.



Ashley, Sheri and Alex Anders


Maurea Crain, the last full time member of a revamped defensive staff, joined Valdosta State football in June in time to work a series of very popular summer camps. He came from Baylor University where he spent last year working on a graduate degree and helping coach the offensive line for the Bears.

A native of Waco, Texas, Crain played prep football at University High School before being recruited to play at the University of Iowa. He graduated from Iowa with a degree in political science in 1994 and began his coaching career a year later as defensive line and special teams coach at his high school alma mater.

He moved to Tyler (Texas) Junior College in 1997 where he coached the defensive line and special teams for three seasons before beginning work on his graduate degree at Baylor.

Crain made a very favorable impression on Shirley during the interview process last spring, and he is convinced Crain will compliment the new staff. "Maurea will fit in fine," Shirley said. "He is very comfortable with our philosophy, and it won't take him long to get up to speed."

Crain inherits a defensive line that returns 10 lettermen (two lettered in 2000 but didn't play last season).





The Jessie Tuggle Strength & Fitness Complex

The Jessie Tuggle Strength and Fitness Complex is an important part of the total athletic program at Valdosta State, but it is especially critical to the football program.

Named for former VSU all-America and former Atlanta Falcon all-pro linebacker Jessie Tuggle, whose \$25,000 gift in 1992 endowed a football scholarship, the complex is a busy place year-round as various teams are put through a vigorous off-season program by strength and conditioning coaches.

The Blazer football off-season program provides a great opportunity for players to make progress in many athletic areas. The primary goal is to develop foot speed and quickness, along with focusing on explosive power, which is achieved through weight training four days a week.

Strength gains have been impressive across the board, and what the young Blazers have accomplished under the watchful eye of strength and conditioning coach Michael Doscher in the weight room and on the practice field will stand them in good stead when they report for fall practice in August.



A prime example of the football team's tremendous improvement in the weight training area is the squat results where 16 players handled more than 500 pounds, including two who topped the 600-pound mark. In addition, eight players benched more than 350 pounds and 13 pressed 225 pounds 15 times or more.

Doscher is a key player in the total athletic program, and nobody is more aware of his value than Hatcher and the rest of the football staff. "Mike is simply invaluable. The importance of a well-rounded strength and conditioning program can't be overstated," Hatcher said.

The weight training complex has been improved in recent years both cosmetically and with the most up-to-date equipment which has transformed it into a state of the art facility for Doscher to work his magic with VSU's more than 200 student-athletes.



The Doschers: Teresa, holding Dustin, and Michael, holding Cassie



KIMBERLY MALLARD

Kimberly Mallard begins her second year as a member of the VSU athletic staff as its graduate assistant strength and conditioning coach. A graduate of Virginia Tech with a degree in the science of food, nutrition, and exercise, Mallard is a certified strength and conditioning specialist. She is completing work on a master of education degree, concentrating in exercise science and sports medicine. Mallard, 25, will assist Doscher in all areas of VSU's strength and conditioning program.



Blazer Pride

Membership in Blazer Pride is open to any Valdosta State student willing to volunteer his/her time to help the athletic department or any of the university's coaches or teams.

The membership includes an assigned leader, the Blazer Pride Captain, who works directly with the group's advisors, football assistant Chris Boden and Stacie Dean, wife of football offensive coordinator David Dean.

Blazer Pride's major focus is to serve as a support organization for all athletic department teams and programs. The group organizes campus tours for recruits and their parents and sits with them at home games.

The group meets weekly from the beginning of fall semester in August through January. From February until the end of spring semester, meetings are held no less than once a month.



Pride Leaders: Students Jessica Grenier and Courtney Staley flank advisor Stacie Dean.

Football Support Staff



JEFF RANDA
Defensive Assistant



ASHLEY HENDERSON
Offensive Assistant



BROOKS BRODIE
Offensive Assistant



ANTONIO EDWARDS
Defensive Assistant



DEBI FROCKS
Football Secretary



DONALD DAMPIER
Video Coordinator



KEVIN PURVIS
Equipment Manager

And...

TODD RITTER
Graduate Assistant

HARVEY MOORE
Film Crew

FREDRIKA HENDERSON
Film Crew



PLAYERS



2002 OUTLOOK

Hatch Attack Seeks To Continue Raising The Bar

Valdosta State football, coming off the most successful season in the 20-year history of the program, faces the challenge of staying at that lofty level despite the absence of Division II's two-time player of the year as well as six of his offensive playmates.

Dusty Bonner, winner of consecutive Harlon Hill trophies in his two seasons as the Blazers' record-setting quarterback, has moved on to professional football, and most of his offensive line and a couple of his favorite receivers are gone as well. They were great players who were instrumental in VSU winning back-to-back Gulf South Conference championships and advancing to post-season play, but they were not the only players in the cupboard. And the cupboard is by no means bare.

Chris Hatcher, himself a former VSU all-America quarterback and Harlon Hill winner, has been the architect of the Blazers' phenomenal success the last two seasons, and he fully expects that success to continue despite the heavy offensive losses and the departure of most of the defensive coaching staff.

He brought in Kevin Shirley to coordinate the defense and coach the secondary, and Shirley added Ashley Anders to coach the linebackers. Both were on hand for spring practice, spending the 15 days getting familiar with a veteran and experienced group of defenders. New defensive line coach Maurea Crain was hired after spring drills and came on board in June.

The offensive staff remained intact for the third straight spring, and Hatcher was very pleased with the results of spring work on both sides of the ball.

"I think one of the keys for 2002 is to continue building the

tradition and keep raising the bar that has been set by the last two football teams," Hatcher said. "That's the main thing the guys have to keep in mind, that we're trying to hold our own in Winnersville USA.

"We've got to be solid in our kicking game. We've got to have guys who take a lot of pride in the special teams. We've got to be better in that area, especially compared to how we were late in the season last year.

"Defensively we want to continue to be an attacking unit.

Coach Shirley is an avid disciple of always being in an attack mode, and he was able to sell that philosophy during the spring despite the limited exposure. During camp it's going to be very important that the defense finds a way to get on the same page going into the first ball game. We're fortunate to have a lot of returners on defense, and I expect

them to step up and be the leaders of this football team.

"As far as the offense goes, because of our success we were fortunate to get a lot of playing time for our younger players last season. It will be very important for them to grow up in a hurry and be major contributors right away. I think that is the single biggest key of all to our season. We told those players all spring that it is now their time to step up. This is going to be their football team. If those guys realize that and give the necessary effort, then we have a chance to be a pretty good football team."

THE OFFENSE

Only four starters return to an offense that led the conference in scoring, averaging 47.5 points a game, and was second in passing and total offense. Several key performers return at the skill positions, and Hatcher again stressed the experience gained by backups last season. Another plus is the return of all of the full-time offensive coaching staff - coordinator and receivers coach David Dean, assistant head coach and line coach Shawn Bostick and running backs coach Chris Boden. Hatcher coaches the quarterbacks.

QUARTERBACKS

With Bonner gone, no less than six candidates faced off in the spring trying to win the all-important quarterback job. When the dust settled, sophomore Buster Faulkner, who put up solid numbers as Bonner's reliever last season, was penciled in as the starter going into fall camp.

"I was real pleased with our quarterback play in the spring," Hatcher said. "We kept things real simple early, and Buster came out No. 1 at the end of spring practice. He's very comfortable with the offense, and he's got a lot of good weapons around him at receiver and running back. Hopefully, that will take a lot of pressure off him early on.

"While we're going into camp with Buster as No. 1, it's still a wide open race, and Buster knows that. I felt like Kenn Barnett (sophomore), who had a great spring game, came out

"It will be very important for our younger players to grow up in a hurry and be major contributors right away. I think that is the single biggest key to our season."





of spring No. 2 with Mitch Stewart (redshirt freshman) very close. I was also very pleased with the progress of Drew Willis (redshirt freshman). And Dustin Wilson (sophomore) and Sean Calhoun (junior) are in the mix as well.

"But Buster is No. 1 going into fall camp. He's been in the system going on three years, and his comfort level has increased dramatically."

RUNNING BACKS

Experience and talent are in great supply at the positions which will likely take on even more responsibility in the 2002 version of the Hatch Attack. Junior Aaron Jenkins, who led the conference in all-purpose yards and was second in rushing, and sophomore Tyran Robinson are rock solid and head a strong cast of ball carriers. Junior Lee Tarpley, a backup tight end and excellent special teams player the last two years, joined the group during the spring, and redshirt freshmen William Milton, Latray Walker and Javaris Weston played many snaps as well. Hatcher believes the group will be a very strong part of this year's offense.

"Jenkins and Robinson picked up where they left off in the fall, and both had excellent springs. We'll probably rely a little more on those guys because of the overall inexperience on offense. Milton came along as a lead back, really improving as a receiver which is a mandatory requirement in our system. Tarpley will be our wild card back there. He's such an extremely intelligent player, and having him back there leaves us with a lot of options."

WIDE RECEIVERS/TIGHT ENDS

The obvious starting point is the return of senior all-Americans Reggie Mosley at split end and C.J. Lofton at tight end. Between them they caught 120 balls for 1786 yards and 30 touchdowns a year ago, and they'll certainly be primary targets of Blazer quarterbacks this fall. But the receiver corps has been enhanced by a group of redshirts and transfers which should keep it a vital part of the Hatch Attack. Redshirt sophomores Rod Dalton and Tyrone Jordan (30 catches between them as freshmen in 2000), and redshirt freshman Greg Lofton enjoyed productive springs as did junior Nekeyma Wright and sophomore Billy Pilcher. Two other transfers, junior wideout Dantray Clements (Georgia) and freshman tight end Andre Zellner (Hargrave Military), showed signs late in spring drills that they'll be contributors. And Tarpley will also be in the mix at times at tight end.

"Our front line receivers got more reps in the spring than the year before because we wanted to get them on the same page with our quarterbacks," Hatcher said. "As always, we expect them to carry a big part of the load on offense. I think we're talented enough at all our receiver spots to take a lot of heat off our quarterbacks."

OFFENSIVE LINE

The offensive line, which lost four starters, was the biggest area of concern going into the spring, and it continues to be a red flag area because of the lack of experience across the board. Senior Chance Hutto at right tackle is the lone returning starter, and he had a solid spring. Senior J. R. Neal and sophomore Kelvin McDavis worked at left tackle, and sophomore Torrey Howard had a strong spring at left guard. Sophomore Dustin Dodson was impressive at center as was redshirt freshman Leighton Cooley, and senior Bobby Ficklin came out of spring No. 1 at right guard.

"The offensive line is where we've got to have some folks step up to the plate and get the job done. It's now their time. Overall I was pleased with their work in the spring. Neal has some big game experience, and McDavis pushed him hard. We need one of them to solidify the left tackle position which is very important in our offense. Howard played some big games as a redshirt freshman last year, and I expect him to play like a veteran.

"I was very pleased with Dodson's progress at center. We count on our center to do a lot, much like our quarterback. Cooley made great strides in the spring, and I believe he can be a utility guy for us. We think we recruited well in this area and may find some depth and maybe a surprise starter from this year's class."

THE DEFENSE

For the second straight year a revamped defensive staff introduced itself to 23 returning lettermen, 10 of which started at one time or another for a group which led the conference in scoring defense (14.5 ppg), rushing defense (107.5 ypg) and total defense (271.3 ypg).

Shirley, the defensive coordinator at highly successful Hoover (Ala.) High School the last three seasons, and Anders, defensive coordinator at Holmes (Miss.) Community College last season, instilled a philosophy of attack and aggression during the spring, which they plan to further enhance when fall camp gets underway.

Shirley was relatively pleased with the transition between staffs. "The main thing is the players getting used to the personalities of the coaches. I think we accomplished a great deal in the spring and I know we've built on those relationships in the off season. We're getting on the same page."

DEFENSIVE LINE

The defensive line, a strength on last year's club, was stripped thin of experienced players during the spring for a variety of reasons including injuries and grade problems.



"Our front line receivers got more reps in the spring than the year before because we wanted to get them on the same page with our quarterbacks."



Seniors Fatari Lyons and Todd Ragle, last year's starting ends, sat out spring drills with knee and shoulder injuries respectively while senior tackle Reggie Rhodes, another starter, sat out to work on his grades. Those absences allowed some younger players - junior Roshod Hampton and redshirt freshmen Tim Thompson and Calvin English at ends and juniors Xavier Carrington and Doug Garrity inside - to get some quality work. Senior tackle Dewayne Smith, who started much of the time last year, enjoyed a solid spring.

Crain also expects to welcome back senior tackle Shaun Sanders, a two-year letterman who was an academic casualty last season, and sophomore end Derrick Hill, who served a one-year sentence for a team rules violation.

"We were fortunate last year to have a lot of depth on the defensive line, and the group was probably one of the best the school has ever had," Hatcher said. "I think it's the hardest area to build depth, but if all the pieces fall together we have a good chance to be solid there again."

LINEBACKERS

From day one of the program in 1982, Valdosta State has boasted some of the best linebackers in the Gulf South Conference, and this year should be no exception. Experience and depth are plentiful with three of the top eight tacklers from a year ago filling the three spots. Junior Jason Cost, who came into his own as a top reserve last season, takes over in the middle and will be flanked by senior Tabious Carter on the strong side and junior Marlin Adams on the weak side. Depth will be provided by seniors Rodney Edwards and Darryl Baker and sophomore Fred Dunn, who have all played quality minutes during their careers.

Adams, who has played all along the defensive front as well as linebacker in his career, found a home on the weak side during the spring, much like Carter did last season when he was moved from rover to the strong side.

"I classify Adams as a true football player because he can play any spot along the defensive front," Hatcher said. "And Carter now loves the strong side position after reluctantly making the move. He's a great asset to us."

"It is a schedule that demands your being ready to play every week. I guarantee you every team will be motivated to the highest level when we meet."

CORNERBACKS

Last year's starters, senior Arthell Brown and junior Marquis Turner, are back, and both impressed Shirley during the spring. Experience, however, is in short supply. Redshirt freshman Michael Flood and junior college transfer Chris Fowler were the backups at the end of spring.

"Turner and Brown have both started for two years and are really solid," Hatcher said. "We'll need to work hard in the fall to build some depth."

SAFETY

The safety positions are expected to be the strength of the defense. Experience, depth and leadership abound headed by senior rover Ced Dickerson, last year's leading tackler, and junior free safety Wesley Brown, who led the team in interceptions and was third in tackles. Senior Shamonta Dean and juniors Timi Aganga-Williams and Milon Breziah have all played a lot of football, and sophomore Keith Johnson and redshirt freshman Scott Foss are expected to make their marks as well.

"We have a pretty good situation at the safeties," Hatcher said.

SPECIAL TEAMS

Senior long snapper Jeff Corley gives the special teams area a solid base, and junior Bryce Harrington, who handled kickoff duty last year, will assume all the placekicking chores this fall. The punting job is waiting on someone to step up ... redshirt freshman Justin Northcutt and Barnett are possibilities. Return men will be auditioned, although Mosley has run back both punts and kickoffs, and Jenkins has been a dangerous kickoff returner. Faulkner, Barnett or Northcutt could all take care of the all-important holder job.


THE SCHEDULE

Hatcher believes this year's 11-game slate (six at home, including five conference games) is tougher because the two new league teams (Arkansas Tech and Arkansas-Monticello) have been more successful of late than the two which were dropped (Henderson State and Harding). The Blazers again open with two in-state rivalry games - at Albany State and at home against perennial playoff contender Fort Valley State - before embarking on a brutal nine-game conference schedule.

"It is a schedule that demands your being ready to play every week," Hatcher said. "I guarantee you every team will be motivated to the highest level when we meet. Our philosophy won't change. The most important game is the one we play that week."



QUARTERBACKS



Life without Dusty Bonner began in earnest during spring drills with six candidates vying to become the next trigger man in Hatcher's Air Raid attack. When the dust had settled after 15 days of intense work, sophomore Buster Faulkner, Bonner's backup last season, and sophomore Kenn Barnett, who started five games as a true freshman in 1999, were listed 1-2 on Hatcher's depth chart. Mitch Stewart and Drew Willis, a couple of redshirt freshmen, also impressed their boss, and sophomore Dustin Wilson and junior Sean Calhoun had their moments as well.

Hatcher came away from spring work comfortable with the progress of his quarterbacks, although he expects further improvement in the fall and has by no means named a starter for the Blazers' opener at Albany State August 31.

"It's still a wide open race," Hatcher said. "We'll go into camp with Buster as No. 1. Kenn had a great spring game and came out of spring No. 2 with Mitch not too far behind. I was very pleased with Drew's progress late in the spring, and he positioned himself to join the mix with the other three.

"But Buster is No. 1 going in. This will be his third year in the system, and you could really see his comfort level increase during the spring.

"Whoever wins the job will have a lot of good weapons around him with (Reggie) Mosley and (C.J.) Lofton at receiver and (Aaron) Jenkins in the backfield. Hopefully, they'll take a lot of the pressure off the quarterback early on."

Faulkner and Barnett are the only two quarterbacks with actual game experience. Faulkner completed 38 of 52 passes for 307 yards and three touchdowns as Bonner's back-up last year. Barnett completed 61 of 133 for 889 yards and nine TDs in 1999.



KENN BARNETT
6-0, 203, Sophomore
Lincolnton, GA



SEAN CALHOUN
5-11, 177, Junior
Atlanta, GA



BUSTER FAULKNER
5-10, 187, Sophomore
Lilburn, GA



MITCH STEWART
6-2, 203, Freshman
Newnan, GA



DREW WILLIS
6-0, 206, Freshman
Sylvester, GA



DUSTIN WILSON
6-3, 206, Sophomore
Mount Berry, GA



RUNNINGBACKS

The running back positions were rated a question mark going into last season, but they turned out to be one of the major strengths of the Air Raid's record setting year. Going in, Aaron Jenkins was the only proven commodity, and depth was a major concern for Hatcher and running backs coach Chris Boden.

Jenkins dispelled any thoughts of a sophomore jinx, rambling for a school record 1503 yards (second in the conference), 2156 all purpose yards (first in the conference) and scoring a school record 26 touchdowns on the way to all-conference and all-region honors.

But Jenkins was not a one-man show. True freshman Tyran Robinson came on strong as the year progressed, giving Hatcher the luxury of operating out of a two-back set much of the time. Robinson rushed for 470 yards and four TDs.

The dynamic duo, who both have been clocked at under 4.5 in the 40, also contributed to the Blazer air attack with Jenkins catching 47 passes for 583 yards and six scores, and Robinson making 17 receptions for 181 yards and three TDs.

Depth should be no problem this season with the spring emergence of redshirt freshman William Milton and the successful experiment of moving junior tight end Lee Tarpley into the backfield.

"Milton became much more reliable catching the football, which gives him a better chance to get on the field," Hatcher said. "And Tarpley again proved his versatility by adapting to the running back role very well. He's an intelligent player who'll increase our options when we have him back there."

Even more depth will be provided by junior Dorian Gilliam and red-shirt freshmen Latray Walker and Javaris Weston, all of whom picked up multiple reps during the spring.

TYRAN ROBINSON IN 2001

	No.	Net	TDs
Albany State	4	26	1
Ft. Valley State	2	4	0
Southern Arkansas	3	-2	0
Central Arkansas	0	0	0
Henderson State	8	34	0
Delta State	Did Not Play		
Harding	8	56	0
West Alabama	11	87	0
North Alabama	12	151	2
Ouachita Baptist	11	60	0
West Georgia	1	18	0
Ft. Valley State	4	12	0
Catawba	4	24	0
TOTALS	68	470	4

AARON JENKINS IN 2001

	No.	Net	TDs
Albany State	14	73	1
Ft. Valley State	13	82	1
Southern Arkansas	13	84	0
Central Arkansas	28	179	3
Henderson State	3	18	0
Delta State	20	141	1
Harding	15	161	2
West Alabama	12	131	1
North Alabama	18	134	2
Ouachita Baptist	12	191	4
West Georgia	14	95	0
Ft. Valley State	15	70	0
Catawba	22	144	0
TOTALS	199	1503	15



DORIAN GILLIAM
5-9, 202, Junior
Stone Mountain, GA



AARON JENKINS
5-7, 181, Junior
Leary, GA



WILLIAM MILTON
5-10, 193, Freshman
Thomasville, GA



TYRAN ROBINSON
5-9, 182, Sophomore
Moultrie, GA



LEE TARPLEY
6-2, 227, Junior
Valdosta, GA



LATRAY WALKER
5-11, 176, Freshman
Augusta, GA



JAVARIS WESTON
5-10, 180, Freshman
Jacksonville, FL



OFFENSIVE LINE

The offensive line took the biggest hit at the end of 2001, losing four starters who had played together for a minimum of three years. The lone returning starter is senior Chance Hutto at right tackle, and he spent the spring working with a promising group of talented but largely inexperienced players.

At the end of spring drills, Coach Bostick had a good idea of who would be in the trenches when the 2002 balloon goes up in late August.

Senior J.R. Neal and sophomore Kelvin McDavis waged a great battle trying to win the left tackle job with Neal getting his name at the top of the depth chart. He has had big game experience in his career at left tackle, the position which normally takes on the opponent's best pass rusher.

Sophomore Torrey Howard, who started at both guard positions for injured veterans last season, nailed down the left guard spot with an excellent spring of work, and sophomore Dustin Dodson did the same at center. The right guard spot was a bit unsettled at the end of spring with senior Bobby Ficklin listed at the top of the depth chart.

Sophomore Leighton Cooley made significant progress during the spring working behind Dodson and Troutman and is a candidate for a utility role. And Bostick will take a hard look at a group of redshirt freshmen and signees to add some depth.



68

LEIGHTON COOLEY5-10, 228, Freshman
Roberta, GA

69

DUSTIN DODSON6-3, 254, Sophomore
Bainbridge, GA

66

BOBBY FICKLIN6-0, 290, Senior
Macon, GA

75

BRAD FLEMING6-2, 283, Freshman
Lilburn, GA

54

JOHN HARRISON6-2, 211, Freshman
Lakemont, GA

57

TORREY HOWARD6-1, 288, Sophomore
Byron, GA

63

CHANCE HUTTO6-4, 284, Senior
Bainbridge, GA

76

KELVIN MCDAVIS6-3, 268, Sophomore
Warner Robins, GA

71

J.R. NEAL6-5, 299, Senior
Hiram, GA

50

TWION SHEALER6-1, 270, Freshman
Commerce, GA

61

MICHAEL VAUGHN6-1, 280, Freshman
Baxley, GA



WIDE RECEIVERS & TIGHT ENDS

Despite the loss of three quality receivers, the 2002 catch 'em crew will again be the backbone of the Air Raid attack. Senior all-Americans Reggie Mosley (split end) and C.J. Lofton (tight end) guarantee a potent threat, and they are surrounded by a solid group which gives Coach Dean a multitude of options.

Mosley is coming off a brilliant season in which he caught 65 passes for 1063 yards and 18 touchdowns. Lofton wasn't far behind with 57 catches for 723 yards and 12 scores. Add running back Aaron Jenkins' 47 receptions for 583 yards and six TDs, and you have the foundation for another dangerous corps of receivers.

Also returning is junior split end Nekeyma Wright (14 catches, 217 yards, 3 TDs) and tight end/running back Lee Tarpley (9 catches, 77 yards, 1 TD) as well as redshirt sophomores Tyrone Jordan and Rod Dalton who caught 30 balls between them as true freshmen in 2000. Sophomore Billy Pilcher had his best spring of work and could contribute as well.

Newcomers expected to fight for playing time at wide receiver are redshirt freshman Greg Lofton (C.J.'s brother), who was outstanding in the spring, and junior Dantray Clements, who transferred from Georgia spring semester. And the coaching staff is extremely high on freshman Andre Zellner who moved to tight end late in spring drills.



DANTRAY CLEMENTS
5-11, 191, Junior
Sharpsburg, GA




ROD DALTON
6-1, 189, Sophomore
Athens, GA



EDDIE DOWDELL
5-10, 182, Sophomore
Douglas, GA



TYRONE JORDAN
6-1, 205, Sophomore
Willacoochee, GA



Seniors C. J. Lofton, above, and Reggie Mosley caught 122 passes between them and were named to All-America teams in 2001.



C. J. LOFTON
6-0, 196, Senior
Valdosta, GA



GREG LOFTON
5-9, 185, Freshman
Valdosta, GA



REGGIE MOSLEY
5-8, 177, Senior
Valdosta, GA



BILLY PILCHER
5-10, 170, Sophomore
Thomasville, GA



ANDREW RILEY
6-2, 211, Junior
Glouster, Ontario



STEVE SKEEN
6-1, 218, Sophomore
Stone Mountain, GA



NEKEYMA WRIGHT
5-11, 180, Junior
Fort Valley, GA



ANDRE ZELLNER
6-4, 221, Freshman
Forsyth, GA

MOSLEY IN 2001

	NO.	YDS	TDS
Albany State	3	26	1
Ft. Valley State	5	105	3
Southern Arkansas	7	76	1
Central Arkansas	8	121	1
Henderson State	4	94	1
Delta State	8	130	3
Harding	3	29	0
West Alabama	2	6	1
North Alabama	3	120	3
Ouachita Baptist	3	62	1
West Georgia	8	144	0
Ft. Valley State	8	117	2
Catawba	3	33	1
TOTALS	65	1063	18

LOFTON IN 2001

	NO.	YDS	TDS
Albany State	5	49	1
Ft. Valley State	6	113	0
Southern Arkansas	5	64	1
Central Arkansas	2	27	1
Henderson State	5	15	1
Delta State	3	43	1
Harding	6	94	2
West Alabama	4	107	3
North Alabama	3	49	0
Ouachita Baptist	1	9	0
West Georgia	3	32	0
Ft. Valley State	7	72	1
Catawba	7	49	1
TOTALS	57	723	12

WRIGHT IN 2001

	NO.	YDS	TDS
Albany State	1	15	0
Ft. Valley State	1	14	0
Southern Arkansas	2	34	1
Central Arkansas	0	0	0
Henderson State	1	14	1
Delta State	0	0	0
Harding	1	3	0
West Alabama	3	37	1
North Alabama	3	54	0
Ouachita Baptist	0	0	0
West Georgia	1	13	0
Ft. Valley State	1	33	0
Catawba	0	0	0
TOTALS	14	217	3

JENKINS IN 2001

	NO.	YDS	TDS
Albany State	6	28	0
Ft. Valley State	4	28	1
Southern Arkansas	3	32	0
Central Arkansas	3	38	0
Henderson State	1	4	0
Delta State	3	84	1
Harding	4	94	1
West Alabama	2	20	1
North Alabama	3	28	0
Ouachita Baptist	2	32	1
West Georgia	2	23	1
Ft. Valley State	5	118	0
Catawba	9	54	0
TOTALS	47	583	6



DEFENSIVE LINE

New defensive line coach Maurea Crain faces perhaps the biggest challenge of any position coach heading into fall camp. He was the latest arrival on the new defensive staff and was not on hand for spring practice, putting him at an obvious disadvantage as far as familiarity with available personnel is concerned.

But since his arrival in June, he's spent hours in the film room and in meetings with other defensive coaches to get ready. In reality, had Crain been on the field during spring drills he still wouldn't have seen many of the players expected to be on the field when the season starts. Injuries sidelined seniors Fatari Lyons (knee) and Todd Ragle (shoulder), last year's starting ends, and Hatcher kept senior tackle Reggie Rhodes (2001 sack leader with seven) out of practice to concentrate on his coursework. All are expected back in the fall, although Lyons will probably not be ready until early in the season.


In addition two other players, senior tackle Shaun Sanders and sophomore end Derrick Hill, who were solid contributors to the 2000 defensive line, are expected back this fall but were unavailable in the spring. Sanders was getting his grades back in shape, and Hill was completing a year's suspension for a team rules violation.

Leading the way among those who did make it on the field last spring were senior Dewayne Smith, who started much of the time on a 2001 defensive line which was blessed with great depth, and junior Xavier Carrington at the tackles, and junior Roshod Hampton, redshirt freshmen Tim Thompson and Calvin English and senior Adam Brown at the ends.

Crain also will be checking out film on transfers and signees expected to make their debuts this fall.




ADAM BROWN
6-6, 233, Senior
Young Harris, GA




XAVIER CARRINGTON
6-0, 260, Junior
Macon, GA



CALVIN ENGLISH
6-4, 245, Freshman
Covington, GA



DOUG GARRITY
5-10, 229, Junior
Bradenton, FL



ROSHOD HAMPTON
6-4, 249, Junior
Naples, FL



DERRICK HILL
6-4, 250, Sophomore
Oglethorpe, GA



THOMAS KEMP
6-2, 202, Sophomore
Macon, GA



FATARI LYONS
6-3, 250, Senior
Gray, GA



TODD RAGLE
6-0, 245, Senior
Waycross, GA




REGGIE RHODES
6-3, 275, Senior
Milledgeville, GA



SHAUN SANDERS
6-3, 275, Senior
Bethel, TN



DEWAYNE SMITH
6-0, 285, Senior
West Point, MS



TIM TOMPSON
6-3, 222, Freshman
Sparta, GA



LINEBACKERS

Coach Anders inherited a strong group of linebackers who will be expected to play a vital role in the coaching staff's aggressive philosophy. Junior Jason Cost (middle) and Tabious Carter (strong side), and junior Marlin Adams (weak side) formed a formidable umbrella in the spring. Last season Cost made giant strides, finishing the year with 48 tackles, and Adams shared the sack lead with seven, playing mainly at end and nose tackle. Carter (47 tackles) was moved to linebacker midway through the season and after a slow start now relishes the position.

Depth is abundant across the board as well with senior Rodney Edwards and sophomore Alphonso Rawls lining up behind Carter, sophomore Drew Furey behind Cost, and sophomore Fred Dunn and Senior Darryl Baker behind Adams.



MARLIN ADAMS
5-11, 192, Junior
Warner Robins, GA



DARRYL BAKER
6-0, 193, Senior
Irvington, GA



TABIOUS CARTER
6-3, 195, Senior
Fort Valley, GA



JASON COST
5-11, 222, Junior
East Point, GA



FRED DUNN
6-1, 196, Sophomore
Washington, GA



RODNEY EDWARDS
6-0, 205, Senior
Athens, GA



DREW FUREY
6-0, 217, Sophomore
Fayetteville, GA



ALPHONSO RAWLS
6-0, 190, Sophomore
Gainesville, FL



DEFENSIVE BACKS

Like Coach Anders, Coach Shirley was welcomed by the most experienced secondary in the history of the program. All four of last year's starters return, led by senior rover Ced Dickerson, 2001's leading tackler with 82, 10 for losses. Junior free safety Wesley Brown came into his own during the 2001 campaign, finishing the year with 76 tackles (third on the team) and a team high four interceptions.


Senior Arthell Brown and junior Marquis Turner return to man the corners. Both have played a lot of football in their Blazer careers, and both impressed Shirley during the spring. "They're not the fastest and certainly not the biggest, but they know how to play. Their instincts are very, very good," Shirley said.

Depth is sufficient, especially at rover and safety where junior Timi Aganga-Williams and senior Shamonta Dean back up Dickerson and Brown. Sophomores Keith Johnson and Spencer Fortson and redshirt freshman Scott Foss were also in the mix during spring drills.


Less experience is available on the corners, but redshirt freshman Michael Flood is highly regarded, and junior college transfer Chris Fowler will help if eligible. Junior Milon Brezjal played some quality minutes last season but missed much of spring work because of class conflicts. Senior Sandy Turner, who has been a solid special teams contributor throughout his career, junior Hunter Caldwell and freshman DeMarcus Simmons are in the mix as well.



**TIMI AGANGA-
WILLIAMS**
5-11, 187, Junior
Atlanta, GA



MILON BREZJAL
5-10, 180, Junior
Macon, GA



ARTHELL BROWN
5-9, 173, Senior
Sylvester, GA



WESLEY BROWN
6-1, 194, Junior
White Springs, FL




SANDY TURNER
5-10, 168, Senior
Madison, FL



HUNTER CALDWELL
5-7, 160, Sophomore
Tampa, FL



SHAMONTA DEAN
6-0, 176, Senior
Fort Valley, GA



CED DICKERSON
6-1, 204, Senior
Hinesville, GA



MICHAEL FLOOD
5-8, 161, Freshman
Douglasville, GA



SPENCER FORTSON
5-10, 180, Sophomore
Elberton, GA



SCOTT FOSS
5-10, 162, Freshman
Rome, GA



CHRIS FOWLER
5-10, 169, Junior
Hinesville, GA



KEITH JOHNSON
5-11, 192, Sophomore
Colquitt, GA



MARQUIS TURNER
5-7, 165, Junior
Fort Valley, GA



SPECIAL TEAMS

The all-important special teams area is not as far along as coaches Hatcher and Dean would like heading into fall camp. Spring practice did not produce a consistent punter, and the Blazers will go into camp with that job wide open. Redshirt freshman Justin Northcutt showed signs he could be the man, and Kenn Barnett handled the job in 1999, averaging 37 yards on 62 punts.

Junior Bryce Harrington, who distinguished himself as a solid kickoff man last season, is expected to take over all the placekicking chores this year. He has the potential to be one of the best in Blazer history.

The good news is senior long snapper Jeff Corley will be back to handle that all-important job for the third straight year. Corley's holder will be found during fall camp with Barnett, Northcutt and Faulkner all candidates.

Return men will also be settled on in the fall. Reggie Mosley and Aaron Jenkins are outstanding kickoff return men, and Mosley has handled punt returns during his career.



KENN BARNETT
6-0, 203, Sophomore
Lincolnton, GA



JEFF CORLEY
6-3, 252, Senior
Vidalia, GA



BRYCE HARRINGTON
5-8, 170, Junior
Merritt Island, FL



AARON JENKINS
5-7, 181, Junior
Leary, GA



REGGIE MOSLEY
5-8, 177, Senior
Valdosta, GA



JUSTIN NORTHCUTT
5-10, 166, Freshman
Valdosta, GA



2002 FOOTBALL SIGNEES

Name	Pos	Ht.	Wt.	High School/JUCO/SR Col	Hometown
Eric Advincula	DL	6-2	255	Starr's Mill High School	Fayetteville, GA
Tyler Aurandt	WR	5-11	165	Greater Atlanta Christian	Atlanta, GA
Cedric English	DL	6-2	330	Newton Co. High School	Covington, GA
Bryant Ervin	OL	6-2	315	Burke Co. High School	Waynesboro, GA
Dutch Guest	DL	6-1	215	North Hall High School	Gainesville, GA
Torie Jackson	LB	5-9	227	Shaw High School	Columbus, GA
Jon Lee	QB	6-2	175	Bainbridge High School	Bainbridge, GA
Josh Lee	C	6-1	200	Bainbridge High School	Bainbridge, GA
Bradley McCord	WR	6-2	200	Griffin High School	Griffin, GA
Jim McMillan	DL	6-4	180	Clinch Co. High School	Homerville, GA
Jeffrey Mellow	OL	6-3	230	Buford High School	Buford, GA
Dedrick Morrison	DL	5-11	235	West Orange High School	Winter Garden, FL
Charles Prescott	OL	6-3	280	Burke Co. High School	Waynesboro, GA
Tyler Pruitt	RB	5-9	185	Fitzgerald High School	Fitzgerald, GA
Darren Richardson	RB	5-9	175	Lowndes High School	Valdosta, GA
Randy Robertson	DL	6-3	275	Pearl River CC	Hattiesburg, MS
Michael Sumner	OL	6-0	250	Statesboro High School	Statesboro, GA
Cody Thomas	LB	6-2	210	Benedictine High School	Savannah, GA
Raymond Thomas	WR	5-10	165	Crisp Co. High School	Cordele, GA
Terel Toomer	DL	6-2	300	Middle Georgia JC	Sylvester, GA
Jason Troutman	OL	6-4	285	Georgia Military JC	Quitman, GA
Eddie Underwood	OL	6-4	310	Shaw High School	Columbus, GA
Marcellus Washington	OL	6-3	275	Shaw High School	Columbus, GA
Barrett Wilkes	QB	6-0	180	Lowndes High School	Valdosta, GA

DECEMBER SIGNEES

Dantra Clements	DB	5-11	191	Georgia	Sharpsburg, GA
Chris Fowler	DB	5-10	169	Middle Georgia JC	Hinesville, GA
DeMarcus Simmons	DB	5-10	185	Laney High School	Augusta, GA
Andre Zellner	LB	6-4	221	Hargrave Military Academy	Forsyth, GA

SUPPORT STAFF



STEVE ROBERTS
Sports Information
Director



LYNNE SOURWINE-CAPECE
Director, Athletic
Advancement



BILL ENGLAND
Director, Athletic
Development



MICKEY WOODS
Travel,
Field Maintenance



LINDA REINHARD
Cheerleading
Coordinator



STEPHANIE ATKINS
Cheerleader
Coach



BOBBY TUCKER
Faculty Athletics
Representative



AIR BLAZERS

RADIO

WWRQ 107.9 FM
Valdosta, GA

Dick Rockey, play-by-play
voice of the Blazers

Tom Odom,
color commentary

The
Chris Hatcher Show
WWRQ 107.9 FM
Mondays at 7 p.m.
C.J.'s Restaurant

TELEVISION

The
Chris Hatcher Show
WALB, Channel 10, Albany
Each Sunday
(times vary)





Sports Medicine at Valdosta State

The Sports Medicine program at Valdosta State, under the direction of Head athletic trainer Russ Hoff, provides the athletic training personnel and expertise for the 11 intercollegiate sports. Hoff, who came on board in August 1997 after serving in a similar capacity at Capital (Ohio) University for 10 years, oversees a staff which includes four other certified athletic trainers (Michele Garber, Lori Howard, Bobby Tucker and Chuck Conner), two graduate assistants and a host of student athletic trainers who work the various sports during their seasons.

The Sports Medicine major is offered by the Department of Kinesiology and Physical Education within the College of Education, and admission is based on academic achievement, course work, related experiences and recommendations. The first two years consist of coursework in the college core curriculum along with background courses appropriate to the major. The second two years incorporate the professional sequence of coursework in the areas of injury assessment, therapeutic exercise, advanced anatomy, biomechanics, kinesiology and sport physiology.

It is during the second two years that the student becomes actively involved in the laboratory experiences in the athletic training room and on the athletic fields and courts. All of these experiences are under the direct supervision of Hoff or one of the other certified trainers.

In addition to the sports medicine staff, Valdosta State athletics is "taken care of" by Dr. Donald Hartig, associate team physician at VSU's Student Health Services, and by team physician Dr. Kurt Jacobson and members of his staff from the world famous Hughston Sports Medicine Clinic in Columbus, which now has a full service clinic in Valdosta located between VSU's two campuses.



The Hoff's: Margaret, Henry, Sam, Russ and Julie



DR. KURT JACOBSON
Hughston Sports
Medicine Clinic



DR. DONALD HARTIG
Associate Team
Physician



LORI HOWARD
Athletic
Trainer



MICHELE GARBER
Athletic
Trainer



CHUCK CONNER
Athletic
Trainer



BOBBY TUCKER
Athletic
Trainer

Student Athletic Trainers Working Football

Adam Cline, graduate assistant
Amanda Breden
Dustin Eckhart
Avis Gibson
Mark Icenogle
Bryan MacMunn
Somer Ramsey
Susanne Tucker
Carrie Whiddon





The Gulf South Conference

Valdosta State, heading into its 21st season in the dangerous Gulf South Conference wars, became a football force in the then nine-member league in 1986, finishing a surprising second and just missing a playoff spot. In 1994 the Blazers again challenged for their first ever conference championship but fell twice, once in the regular season and once in double overtime in the quarterfinals of the national playoffs, to eventual national champion North Alabama, finishing second in the league for the fourth straight year. The final overall record that year was a then school-best 11-2, 6-1 in the GSC.

After knocking on the conference championship door often, VSU finally kicked it down in 1996, winning the school's first league title and again advancing to the national playoffs. Once again the Blazers lost in the quarterfinal round to finish 10-3. VSU added its second league title in 2000, finishing in a three-way tie at 8-1 with West Georgia and Delta State. All three teams advanced to the national playoffs with Delta State claiming its first national championship. The Blazers made it two in a row last season, recording their first ever undefeated regular season and winning their third conference title by two games. VSU was ranked No. 1 in the country for a school record seven weeks, advancing to the quarterfinals of the national playoffs.

The largest all-sports conference in Division II, the GSC enters its 32nd year of excellence, continuing a tradition of growth and success that has brought it distinction as one of the elite NCAA Division II conferences. The 18 universities in six southeastern states offer a broad and diverse membership committed to being the best in all aspects of the university experience. As an all-sports conference, the GSC is dedicated to the promotion and practice of honor, integrity and sportsmanship. With 35 national team championships in nine sports, the GSC fosters success and encourages excellence in all of its coaches and student-athletes.

Originally known as the Mid-South Conference, the GSC was formed by six universities in the summer of 1970: Delta State, Florence State (now North Alabama), Jacksonville State, Livingston (now West Alabama), UT Martin and Troy State. Due



Nathan Salant
Gulf South
Commissioner

to scheduling problems during the 1970-71 academic year, the only league sport was football. Jacksonville State won the league's first championship.

In 1971, the league changed its name to the Gulf South Conference when Southeastern Louisiana and Nicholls State joined and opened an office in Hammond, La. The following year Mississippi College and Northwestern Louisiana were admitted. Northwestern Louisiana withdrew two years later, followed by Southeastern Louisiana and Nicholls State in 1979.

The conference continued with seven teams until 1981 when the presidents admitted Valdosta State. West Georgia joined in 1983. UT Martin and Troy State moved to Division I in 1991, again reducing the league to seven members before it embarked on a major expansion which resulted in the addition of 10 new members: Lincoln Memorial in 1992; Alabama-Huntsville, Henderson State, Central Arkansas and Mississippi University for Women in 1993; West Florida in 1994; and Arkansas-Monticello, Arkansas Tech and Southern Arkansas in 1995. Jacksonville State left for D-I in 1992 and Mississippi College dropped to D-III in 1996. In July 1996, Christian Brothers joined the league, keeping the membership at 16 schools.

In 2000, the conference announced the addition of Harding and Ouachita Baptist, bringing its membership to 18.

Former commissioner Jim McCullough moved the GSC office to its current location in Birmingham. Nate Salant became the league's sixth commissioner in 1992 and is assisted in the conference office by information director Mike Anderson and his assistant Stacey Mickles as well as office manager Mary Jean Box. The GSC president is Dr. Robert Brown, president of Arkansas Tech, who begins a two-year term this year.

The Gulf South Conference mailing address and telephone number:

Gulf South Conference

4 Office Park Circle, Suite 218

Birmingham, AL 35223

(205) 870-9750 FAX 870-4723

Web Site: www.gulfsouthconference.org

The Gulf South Conference Final 2001 Standings

Team	GSC	Pct.	PF	PA	Overall	Pct.	PF	PA
Valdosta State	9-0	1.000	460	115	12-1	.923	617	188
Central Arkansas	7-2	.778	337	172	9-3	.750	504	233
Arkansas Tech	7-2	.778	255	163	8-2	.800	287	189
West Georgia	6-3	.667	261	158	8-3	.727	325	205
Delta State	6-3	.667	264	218	7-3	.700	289	221
Southern Arkansas	5-4	.556	233	247	5-5	.500	246	264
Arkansas-Monticello	4-5	.444	191	222	5-6	.455	239	274
Harding	4-5	.444	191	222	4-6	.400	229	266
North Alabama	3-6	.333	137	239	4-6	.400	174	266
Ouachita Baptist	2-7	.222	123	214	3-7	.300	164	227
Henderson State	1-8	.111	125	354	1-10	.091	155	450
West Alabama	0-9	.000	97	347	1-10	.091	132	380

GSC National Championships 1971-2001 (35)

Baseball (4)

Troy State (1986, '87)
Jacksonville State (1990, '91)

Men's Basketball (3)

North Alabama (1979, '91)
Jacksonville State (1985)

Women's Basketball (7)

Delta State (1975, '76, '77, '89, '90, '92)
Southeastern Louisiana (1977)

Football (9)

North Alabama (1993, '94, '95)
Troy State (1984, '87)
West Alabama (1971)
Mississippi College (1989...vacated)
Jacksonville State (1992)
Delta State (2000)

Men's Golf (4)

Troy State (1976, '77, '84)
West Florida (2001)

Women's Golf (3)

Troy State (1984, 86, 89)

Women's Gymnastics (2)

Jacksonville State (1984, '85)

Hockey (2)

Alabama-Huntsville (1996, '98)

Track (1)

Southeastern Louisiana (1975)



2001 GULF SOUTH CONFERENCE STATISTICS

RUSHING OFFENSE

School	G	Att.	Yds.	Att. Avg.	Game Avg.	TD
Delta State	10	541	2624	4.9	262.4	26
Southern Arkansas	10	501	2588	5.2	258.8	23
West Georgia	11	461	2023	4.4	183.9	20
Ark-Monticello	11	458	2005	4.4	182.3	15
Arkansas Tech	10	461	1791	3.9	179.1	24
Central Arkansas	12	365	2115	5.8	176.3	27
VSU	13	390	2278	5.8	175.2	24
Ouachita Baptist	10	412	1512	3.7	151.2	10
Henderson State	11	468	1634	3.5	148.5	12
Harding	10	365	1369	3.8	136.9	12
North Alabama	10	411	1359	3.3	135.9	12
West Alabama	11	440	1059	2.4	96.3	9

RUSHING DEFENSE

School	G	Att.	Yds.	Att. Avg.	Game Avg.	TD
VSU	13	544	1397	2.6	107.5	16
West Georgia	11	408	1244	3.0	113.1	6
Arkansas Tech	10	385	1284	3.3	128.4	11
Delta State	10	393	1287	3.3	128.7	15
Ouachita Baptist	10	360	1373	3.8	137.3	12
Harding	10	408	1693	4.1	169.3	16
Southern Arkansas	10	430	1750	4.1	175.0	15
North Alabama	10	405	1787	4.4	178.7	20
Central Arkansas	12	542	2426	4.5	202.2	22
Ark-Monticello	11	489	2443	5.0	222.1	24
Henderson State	11	470	2506	5.3	227.8	30
West Alabama	11	514	2662	5.2	242.0	29

TOTAL OFFENSE

School	G	Att.	Yds.	Att. Avg.	Game Avg.	TD
Central Arkansas	12	876	6536	7.5	544.7	66
VSU	13	868	6634	7.6	510.3	80
Arkansas Tech	10	728	3935	5.4	393.5	43
Delta State	10	735	3812	5.2	381.2	35
Southern Arkansas	10	701	3806	5.4	380.6	34
West Georgia	11	754	3938	5.2	358.0	33
Ark-Monticello	11	771	3812	4.9	346.5	30
Harding	10	694	3389	4.9	338.9	26
Ouachita Baptist	10	667	2745	4.1	274.5	16
North Alabama	10	630	2590	4.1	259.0	20
Henderson State	11	676	2795	4.1	254.1	20
West Alabama	11	688	2351	3.4	213.7	14

TOTAL DEFENSE

School	G	Att.	Yds.	Att. Avg.	Game Avg.	TD
VSU	13	952	3527	3.7	271.3	25
Delta State	10	620	2999	4.8	299.9	29
Ouachita Baptist	10	649	3268	5.0	326.8	26
West Georgia	11	771	3656	4.7	332.4	24
North Alabama	10	652	3460	5.3	346.0	37
Harding	10	674	3538	5.2	353.8	29
Central Arkansas	12	824	4283	5.2	356.9	33
Arkansas Tech	10	743	3602	4.8	360.2	25
Southern Arkansas	10	726	3625	5.0	362.5	33
Ark-Monticello	11	727	4073	5.6	370.3	32
West Alabama	11	735	4254	5.8	386.7	49
Henderson State	11	744	4519	6.1	410.8	52

PASSING OFFENSE

School	Att.	Comp.	Int.	Pct.	Yds.	Avg.	TD
Central Arkansas	511	330	11	.646	4421	368.4	39
VSU	478	337	15	.705	4356	335.1	56
Arkansas Tech	267	138	10	.517	2144	214.4	19
Harding	329	181	13	.550	2020	202.0	14
West Georgia	293	139	11	.474	1915	174.1	13
Ark-Monticello	313	138	12	.441	1807	164.3	15
Ouachita Baptist	255	106	14	.416	1233	123.3	6
North Alabama	219	101	14	.461	1231	123.1	8
Southern Arkansas	200	83	9	.415	1218	121.8	11
Delta State	195	91	9	.469	1188	118.8	9
West Alabama	248	119	13	.480	1292	117.5	5
Henderson State	208	84	11	.404	1161	105.5	8

PASSING DEFENSE

School	Att.	Comp.	Int.	Pct.	Yds.	Avg.	TD
West Alabama	221	110	8	.498	1592	144.7	20
Ark-Monticello	238	110	11	.462	1630	148.2	8
Central Arkansas	282	136	13	.482	1857	154.8	11
VSU	408	224	18	.549	2130	163.8	9
North Alabama	247	119	13	.482	1673	167.3	17
Delta State	227	116	7	.511	1712	171.2	14
Henderson State	274	168	4	.613	2013	183.0	22
Harding	266	121	14	.455	1845	184.5	13
Southern Arkansas	296	149	9	.503	1877	187.5	18
Ouachita Baptist	289	146	11	.505	1895	189.5	14
West Georgia	363	185	18	.510	2412	219.3	18
Arkansas Tech	358	190	15	.531	2318	231.8	14

SCORING OFFENSE

School	G	Pts.	Avg.
VSU	13	617	47.5
Central Arkansas	12	504	42.0
West Georgia	11	325	29.5
Delta State	10	289	28.9
Arkansas Tech	10	287	28.7
Southern Arkansas	10	246	24.6
Harding	10	229	22.9
Ark-Monticello	11	239	21.7
North Alabama	10	174	17.4
Ouachita Baptist	10	164	16.4
Henderson State	11	155	14.1
West Alabama	11	132	12.0

SCORING DEFENSE

School	G	Pts.	Avg.
VSU	13	188	14.5
West Georgia	11	205	18.6
Arkansas Tech	10	189	18.9
Central Arkansas	12	233	19.4
Delta State	10	221	22.1
Ouachita Baptist	10	227	22.7
Ark-Monticello	11	274	24.9
Southern Arkansas	10	264	26.4
North Alabama	10	266	26.6
Harding	10	266	26.6
West Alabama	11	380	34.5
Henderson State	11	450	40.9

INDIVIDUAL RUSHING

Player/School	G	Att.	Yds.	Att. Avg.	Game Avg.	TD
Corwin Elliott, UAM	11	302	1616	5.4	146.9	13
Aaron Jenkins, VSU	13	199	1503	7.6	115.6	15
Rico McDonald, DSU	10	219	1151	5.3	115.1	15
Travis Horn, ATU	10	231	1125	4.9	112.5	16
Nick Price, UWG	11	200	1193	6.0	108.5	14

INDIVIDUAL PASSING

Player/School	G	Att.	Comp.	Int.	Yds.	AperG	TD
Dusty Bonner, VSU	13	425	298	14	4037	310.5	52
Brian Stallworth, UCA	12	299	196	8	2762	230.2	30
Josh Price, ATU	10	264	136	9	2111	211.1	19
Kasey Nonette, AUM	9	260	112	9	1511	167.9	12
Freddie Langston, HU	10	262	150	10	1657	165.7	11

INDIVIDUAL RECEIVING

Player/School	G	Cgt.	Yds.	Avg. Gain	Cgt. Game	TD
Tiago Collins, HU	10	71	768	10.8	7.1	5
Michael Norvell, UCA	11	63	832	13.2	5.7	7
Reggie Mosley, VSU	13	65	1063	16.4	5.0	18
Carl Thomas, UCA	11	52	709	13.6	4.7	5
C.J. Lofton, VSU	13	57	723	12.7	4.4	12

INDIVIDUAL TOTAL OFFENSE

Player/School	G	Att.	Rush Yds.	Pass Yds.	Tot Yds.	Game Avg.
Dusty Bonner, VSU	13	469	-2	4037	4035	310.4
Brian Stallworth, UCA	12	390	626	2762	3388	282.3
Josh Price, ATU	10	324	94	2111	2205	220.5
Ted Williams, SAU	10	337	682	1178	1860	186.0
Josh Bright, DSU	9	263	424	1075	1499	166.6

SCORING

Player/School	G	TD	PAT	FG	Pts.	Avg.
Aaron Jenkins, VSU	13	21	0	0	126	9.7
Travis Horn, ATU	10	16	0	0	96	9.6
Rico McDonald, DSU	10	15	0	0	90	9.0
Reggie Mosley, VSU	13	19	1	0	116	8.9
Nick Price, UWG	11	16	0	0	96	8.7

INTERCEPTIONS

Player/School	No.	Yds.
Daetwan Wells, UWG	6	183
Marquis Floyd, UWG	6	37
Evan Oglesby, UNA	4	40
Ulysses Allen, UCA	4	67
Wesley Brown, VSU	4	35

PUNTING

Player/School	No.	Yds.	Avg.
Ben Thoma, UWA	64	2602	40.7
B. Koenigsberger, DSU	39	1583	40.6
Sean MacMillan, UAM	63	2508	39.8
Nate Van Cleave, HSU	54	2139	39.6
Coy Nance, HU	52	2031	39.1

PUNT RETURNS

Player/School	No.	Yds.	Avg.
Shelton Belton, DSU	21	255	12.1
Gerald Gales, UWA	19	202	10.6
Tiago Collins, HU	19	200	10.5
Jett Furneaux, OBU	21	213	10.1
Greg Washington, ATU	26	243	9.3

KICKOFF RETURNS

Player/School	No.	Yds.	Avg.
Evan Oglesby, UNA	13	335	25.8
Reggie Mosley, VSU	22	522	23.7
Altrikii Brown, UCA	24	517	21.5
Rodney Hill, SAU	14	299	21.4
Steve Lowe, OBU	9	188	20.9



2002 VALDOSTA STATE FOOTBALL NUMERICAL ROSTER

No.	Name	Pos.	Ht.	Wt.	Class	Hometown
1	Tabious Carter	FS	6-3	195	Senior	Fort Valley, GA
2	Greg Lofton	WR	5-9	185	Freshman	Valdosta, GA
3	Ced Dickerson	ROV	6-1	204	Senior	Hinesville, GA
4	Reggie Mosley	WR	5-8	177	Senior	Valdosta, GA
5	Buster Faulkner	QB	5-10	187	Sophomore	Lilburn, GA
6	Shamonta Dean	FS	6-0	176	Senior	Fort Valley, GA
7	Dantray Clements	WR	5-11	191	Junior	Sharpsburg, GA
8	Nekeyma Wright	WR	5-11	180	Junior	Fort Valley, GA
9	Tyrone Jordan	WR	6-1	205	Sophomore	Willacochee, GA
10	Kenn Barnett	QB	6-0	203	Sophomore	Lincolnton, GA
12	Fred Dunn	LB	6-1	196	Sophomore	Washington, GA
13	Arthell Brown	CB	5-9	173	Senior	Sylvester, GA
14	Aaron Jenkins		5-7	181	Junior	Leary, GA
15	C.J. Lofton	TE	6-0	196	Senior	Valdosta, GA
16	Mitch Stewart	QB	6-2	203	Freshman	Newnan, GA
17	Sean Calhoun	QB	5-11	177	Junior	Atlanta, GA
19	Rod Dalton	WR	6-1	189	Sophomore	Athens, GA
20	Tyran Robinson	RB	5-9	182	Sophomore	Moultrie, GA
21	Chris Fowler	CB	5-10	169	Junior	Hinesville, GA
22	Scott Foss	FS	5-10	162	Freshman	Rome, GA
23	Timi Aganga-Williams	CB	5-11	187	Junior	Atlanta, GA
24	Michael Flood	CB	5-8	161	Freshman	Douglasville, GA
25	William Milton	RB	5-10	193	Freshman	Thomasville, GA
26	Latray Walker	RB	5-11	176	Freshman	Augusta, GA
27	Spencer Fortson	FS	5-10	180	Sophomore	Elberton, GA
28	Bryce Harrington	K	5-8	170	Junior	Merritt Island, FL
29	Sandy Turner	CB	5-10	168	Senior	Madison, FL
30	Marquis Turner	CB	5-7	165	Junior	Fort Valley, GA
31	DeMarcus Simmons	CB	5-9	190	Freshman	Augusta, GA
32	Rodney Edwards	LB	6-0	205	Senior	Athens, GA
33	Milon Brezial	CB	5-10	180	Junior	Macon, GA
34	Marlin Adams	LB	5-11	192	Junior	Warner Robins, GA
35	Hunter Caldwell	CB	5-7	160	Sophomore	Tampa, FL
36	Dorian Gilliam	RB	5-9	202	Junior	Stone Mountain, GA
37	Alphonso Rawls	LB	6-0	190	Sophomore	Gainesville, FL
38	Xavier Carrington	DT	6-0	260	Junior	Macon, GA
39	Marcus Norwood	ROV	5-11	187	Junior	Valdosta, GA
40	Keith Johnson	CB	5-11	192	Sophomore	Colquitt, GA
41	Darryl Baker	LB	6-0	193	Senior	Irwin, GA
42	Javaris Weston	RB	5-10	180	Freshman	Jacksonville, FL
43	Justin Northcutt	P	5-10	166	Freshman	Valdosta, GA
44	Reggie Rhodes	DT	6-3	275	Senior	Milledgeville, GA
46	Stephen Delk	PK	6-0	177	Sophomore	Tifton, GA
47	Wesley Brown	ROV	6-1	194	Junior	White Springs, FL
50	Twion Shealer	OG	6-1	270	Freshman	Commerce, GA
51	Drew Furey	LB	6-0	217	Sophomore	Fayetteville, GA
52	Jeff Corley	DS	6-3	252	Senior	Vidalia, GA
53	Jason Cost	LB	5-11	222	Junior	East Point, GA
54	John Harrison	C/DS	6-2	211	Freshman	Lakemont, GA
57	Torrey Howard	OG	6-1	288	Sophomore	Byron, GA
58	Fatari Lyons	DE	6-3	250	Senior	Gray, GA
61	Michael Vaughn	OG	6-1	280	Freshman	Baxley, GA
63	Chance Hutto	OT	6-4	284	Senior	Bainbridge, GA
66	Bobby Ficklin	OG	6-0	290	Senior	Macon, GA
68	Leighton Cooley	C	5-10	228	Freshman	Roberta, GA
69	Dustin Dodson	C	6-3	254	Sophomore	Bainbridge, GA
71	J.R. Neal	OT	6-5	299	Senior	Hiram, GA
75	Brad Fleming	OG	6-2	283	Freshman	Lilburn, GA
76	Kelvin McDavis	OT	6-3	268	Sophomore	Warner Robins, GA
81	Eddie Dowdell	WR	5-10	182	Sophomore	Douglas, GA
82	Andre Zellner	TE	6-4	221	Freshman	Forsyth, GA
83	Lee Tarpley	RB	6-2	227	Junior	Valdosta, GA
84	Thomas Kemp	DE	6-2	202	Sophomore	Macon, GA
85	Billy Pilcher	WR	5-10	170	Sophomore	Thomasville, GA
86	Steve Skeen	TE	6-1	218	Sophomore	Stone Mountain, GA
87	Adam Brown	DE	6-6	233	Senior	Young Harris, GA
89	Andrew Riley	TE	6-2	211	Junior	Glouster, Ontario
90	Roshod Hampton	DE	6-4	249	Junior	Naples, FL
91	Tim Thompson	DE	6-3	222	Freshman	Sparta, GA
92	Todd Ragle	DE	6-0	245	Senior	Waycross, GA
93	Shaun Sanders	DT	6-3	275	Senior	Bethel, TN
95	Doug Garrity	DT	5-10	229	Junior	Bradenton, FL
97	Derrick Hill	DE	6-4	250	Sophomore	Oglethorpe, GA
98	Dewayne Smith	DT	6-0	285	Senior	West Point, MS
99	Calvin English	DE	6-4	245	Freshman	Covington, GA

2002 BLAZERS BY POSITION (INCLUDING SIGNEES)

OFFENSE (alphabetical)

Quarterbacks

Kenn Barnett, Sean Calhoun, Buster Faulkner, Jon Lee, Mitch Stewart, Barrett Wilkes, Drew Willis, Dustin Wilson

Runningbacks

Dorian Gilliam, Aaron Jenkins*, William Milton, Tyler Pruitt, Darren Richardson, Lee Tarpley, Latray Walker, Javaris Weston

Wide Receivers

Tyler Aurandt, Dantra Clements, Rod Dalton, Eddie Dowdell, Tyrone Jordan, Greg Lofton, Reggie Mosley*, Billy Pilcher, Raymond Thomas, Nekeyma Wright

Tight Ends

C.J. Lofton*, Andrew Riley, Steve Skeen, Andre Zellner

Offensive Line

Leighton Cooley, Dustin Dodson, Bryant Ervin, Bobby Ficklin, Brad Fleming, John Harrison, Torrey Howard, Chance Hutto*, Josh Lee, Kelvin McDavis, Jeffrey Merrow, J.R. Neal, Charles Prescott, Twion Shealer, Michael Sumner, Jason Troutman, Eddie Underwood, Michael Vaughn, Marcellus Washington

Kickers

Stephen Delk, Bryce Harrington*

DEFENSE (alphabetical)

Defensive Line

Eric Advincula, Adam Brown, Xavier Carrington, Calvin English, Cedric English, Doug Garrity, Dutch Guest, Roshod Hampton, Derrick Hill, Thomas Kemp, Fatari Lyons*, Jim McMillan, Dedrick Morrison, Todd Ragle*, Reggie Rhodes*, Randy Robertson, Shaun Sanders, Dewayne Smith*, Tim Thompson, Terel Toomer

Linebackers

Marlin Adams, Darryl Baker, Tabious Carter*, Jason Cost, Fred Dunn, Rodney Edwards, Drew Furey, Torie Jackson, Alphonso Rawls

Defensive Backs

Timi Aganga-Williams, Milon Brezial, Arthell Brown*, Wesley Brown*, Hunter Caldwell, Shamonta Dean, Ced Dickerson*, Michael Flood, Spencer Fortson, Scott Foss, Chris Fowler, Keith Johnson, Marcus Norwood, DeMarcus Simmons, Marquis Turner*, Sandy Turner

Punters

Kenn Barnett, Justin Northcutt

Long Snappers

Jeff Corley*, John Harrison, Nekeyma Wright

*Returning Starter



2002 VALDOSTA STATE FOOTBALL ALPHABETICAL ROSTER

Name	No.	Pos.	Ht.	Wt.	Class	Hometown
Marlin Adams	34	LB	5-11	192	Junior	Warner Robins, GA
Timi Aganga-Williams	23	CB	5-11	187	Junior	Atlanta, GA
Darryl Baker	41	LB	6-0	193	Senior	Irwinton, GA
Kenn Barnett	10	QB	6-0	203	Sophomore	Lincolnton, GA
Milon Brezial	33	CB	5-10	180	Junior	Macon, GA
Adam Brown	87	DE	6-6	233	Senior	Young Harris, GA
Arthell Brown	13	CB	5-9	173	Senior	Sylvester, GA
Wesley Brown	47	FS	6-1	194	Junior	White Springs, FL
Hunter Caldwell	35	CB	5-7	160	Junior	Tampa, FL
Sean Calhoun	17	QB	5-11	177	Junior	Atlanta, GA
Xavier Carrington	38	NG	6-0	260	Junior	Macon, GA
Tabious Carter	1	LB	6-3	195	Senior	Fort Valley, GA
Dantray Clements	7	WR	5-11	191	Junior	Sharpsburg, GA
Leighton Cooley	68	C	5-10	228	Sophomore	Roberta, GA
Jeff Corley	52	DS	6-3	252	Senior	Vidalia, GA
Jason Cost	53	LB	5-11	222	Sophomore	East Point, GA
Rod Dalton	19	WR	6-2	191	Sophomore	Athens, GA
Shamonta Dean	6	FS	6-0	176	Senior	Fort Valley, GA
Stephen Delk	46	PK	6-0	177	Sophomore	Tifton, GA
Ced Dickerson	3	ROV	6-1	204	Senior	Hinesville, GA
Dustin Dodson	69	C	6-3	254	Sophomore	Bainbridge, GA
Eddie Dowdell	81	WR	5-10	182	Sophomore	Douglas, GA
Fred Dunn	12	LB	6-1	196	Sophomore	Washington, GA
Rodney Edwards	32	LB	6-0	205	Senior	Athens, GA
Calvin English	99	DE	6-4	245	Freshman	Covington, GA
Buster Faulkner	5	QB	5-10	187	Sophomore	Lilburn, GA
Bobby Ficklin	66	OG	6-0	290	Senior	Macon, GA
Brad Fleming	75	OG	6-2	283	Freshman	Lilburn, GA
Michael Flood	24	CB	5-8	161	Freshman	Douglasville, GA
Spencer Fortson	27	FS	5-10	180	Sophomore	Elberton, GA
Scott Foss	22	FS	5-10	162	Freshman	Rome, GA
Chris Fowler	21	CB	5-10	169	Junior	Hinesville, GA
Drew Furey	37	LB	6-0	217	Sophomore	Fayetteville, GA
Doug Garrity	95	DT	5-10	229	Junior	Bradenton, FL
Dorian Gilliam	36	RB	5-9	202	Junior	Stone Mountain, GA
Roshod Hampton	90	DE	6-4	249	Junior	Naples, FL
Bryce Harrington	28	K	5-8	170	Junior	Merritt Island, FL
John Harrison	82	C/DS	6-2	211	Freshman	Lakemont, GA
Derrick Hill	97	DE	6-4	250	Sophomore	Oglethorpe, GA

Name	No.	Pos.	Ht.	Wt.	Class	Hometown
Torrey Howard	57	OG	6-1	288	Sophomore	Byron, GA
Chance Hutto	63	OT	6-4	284	Senior	Bainbridge, GA
Aaron Jenkins	14	RB	5-7	181	Junior	Leary, GA
Keith Johnson	40	ROV	5-11	192	Sophomore	Colquitt, GA
Tyrone Jordan	9	WR	6-1	205	Sophomore	Willacoochee, GA
Thomas Kemp	84	DE	6-2	202	Sophomore	Macon, GA
C.J. Lofton	15	TE	6-0	196	Senior	Valdosta, GA
Greg Lofton	2	WR	5-9	185	Freshman	Valdosta, GA
Fatari Lyons	58	DE	6-3	250	Senior	Gray, GA
Kelvin McDavis	76	OT	6-3	268	Sophomore	Warner Robins, GA
William Milton	25	RB	5-10	193	Freshman	Thomasville, GA
Reggie Mosley	4	WR	5-8	177	Senior	Valdosta, GA
J.R. Neal	71	OT	6-5	299	Senior	Hiram, GA
Justin Northcutt	43	P	5-10	166	Freshman	Valdosta, GA
Marcus Norwood	39	ROV	5-11	187	Junior	Valdosta, GA
Billy Pilcher	85	WR	5-10	170	Sophomore	Thomasville, GA
Todd Ragle	92	DE	6-0	245	Senior	Waycross, GA
Alphonso Rawls	37	LB	6-0	190	Sophomore	Gainesville, FL
Reggie Rhodes	44	DT	6-3	275	Senior	Milledgeville, GA
Andrew Riley	89	TE	6-2	211	Junior	Glocester, Ontario
Tyran Robinson	20	RB	5-9	182	Sophomore	Moultrie, GA
Shaun Sanders	93	DT	6-3	275	Senior	Bethel, TN
Twion Shealer	50	OT	6-1	270	Freshman	Commerce, GA
DeMarcus Simmons	31	CB	5-9	190	Freshman	Augusta, GA
Steve Skeen	86	TE	6-1	218	Sophomore	Stone Mountain, GA
Dewayne Smith	98	DT	6-0	285	Senior	West Point, MS
Mitch Stewart	16	QB	6-2	203	Freshman	Newnan, GA
Lee Tarpley	83	RB	6-2	227	Junior	Valdosta, GA
Tim Thompson	91	DE	6-3	222	Freshman	Sparta, GA
Marquis Turner	30	CB	5-7	165	Junior	Fort Valley, GA
Sandy Turner	29	CB	5-10	168	Senior	Madison, FL
Michael Vaughn	61	OG	6-1	280	Freshman	Baxley, GA
Latray Walker	26	RB	5-11	176	Freshman	Augusta, GA
Javaris Weston	42	RB	5-10	180	Freshman	Jacksonville, FL
Drew Willis	3	QB	6-0	206	Freshman	Sylvester, GA
Dustin Wilson	4	QB	6-3	206	Sophomore	Mount Berry, GA
Nekeyma Wright	8	WR	5-11	180	Junior	Fort Valley, GA
Andre Zellner	82	TE	6-4	221	Freshman	Forsyth, GA



Cleveland Field/Bazemore-Hyder Stadium

FOOTBALL HOME OF THE BLAZERS



Valdosta State plays its home football games at Cleveland Field, located across the street from University Center, a former shopping plaza acquired by the university which has been beautifully renovated to house additional classrooms and offices for the rapidly growing institution.

The stadium was built in 1922 and was named for the late Dr. A.G. Cleveland, who was superintendent of the Valdosta City Schools from 1919-1949. In the spring of 1996, two legendary Valdosta High School coaches were honored, and the stadium now bears the names of the late Wright Bazemore and the late Nick Hyder. Seating has been added through the years which has enlarged the facility to its current 11,500 seats. It features a beautiful natural turf playing field and is topped on the south side by a two-level press box.

The Blazers played their first seven seasons at Cleveland Field and returned to the facility 10 years ago to take advantage of its convenient location adjacent VSU's main campus. Facilities in University Center will be available to accommodate Blazer Boosters, and convenient parking is available for tailgate parties on game days.

Blazer football's goal in 2002 for the six home dates will be to improve on the school's 66-26-1 record at Cleveland Field over the years. Since 1994, the Blazers have compiled an impressive 37-11 record at the historic facility.

CLEVELAND FIELD FACTS

Field Runs: East-West

Capacity: 11,500

Built in: 1922

Surface: Natural Turf

Visitors Dress: Under North Stands

Blazers Dress: Under South Stands

Press Box: Tops South Stands



OPPONENTS

**ALBANY STATE UNIVERSITY**

August 31, 7:00 p.m. (EDT)
Hugh Mills Stadium, Albany, GA

Location: Albany, GA
Enrollment: 3,300
President: Dr. Portia Holmes Shields
Athletic Director: John I. Davis
Nickname: Golden Rams
Conference: Southern Intercollegiate Athletic
National Affiliation: NCAA II
Stadium: Hugh Mills (12,000)
Head Coach: James White
Alma Mater: Albany State
Record at ASU: 8-12 (2 years)
Phone: (229) 430-4757
Assistants: Rickey Alexander, Donald Pittman, Kenyan Conner, Keith DeGrate, Antonio Leroy, Anthony Kelley
2001 Record: 4-6 (3-4 in SIAC, 4th)
Series Record: VSU leads, 7-0
Basic Offense: Pro Set
Basic Defense: 3-4
Lettermen Returning: 43 (23 offense, 20 defense)
Sports Information Director: Edythe Bradley
Office: (229) 430-4673; **Home:** 336-5194; **Fax:** 430-1774
Press Box: 431-2734

2002 Schedule

A 31 VALDOSTA STATE
S 7 Miles
S 14 West Georgia
S 28 Lane
O 5 Savannah State (Macon)
O 12 at Tuskegee
O 19 at Kentucky State
O 26 Clark Atlanta
N 2 at Benedict
N 9 at Morehouse
N 16 Fort Valley State (Columbus)

2001 Results (4-6, 3-4 in SIAC, 4th)

6 VALDOSTA STATE 41
17 Miles 14
13 West Georgia 29
28 Lane 0
31 Savannah State 14
15 Tuskegee 35
14 at Clark Atlanta 17
23 Kentucky State 13
16 Morehouse 18
7 Fort Valley State 45

**FORT VALLEY STATE UNIVERSITY**

September 7, 7:00 p.m. (EDT)
Bazemore-Hyder Stadium, Valdosta, GA

Location: Fort Valley, GA
Enrollment: 3,000
President: Dr. Kofi Lomotey
Athletic Director: Gwen Reeves
Nickname: Wildcats
Conference: Southern Intercollegiate Athletic
National Affiliation: NCAA II
Stadium: Wildcat (7,500)
Head Coach: Kent Schoolfield
Alma Mater: Florida A&M
Record at FVSU: 41-17 (5 years)
Phone: (478) 827-3054
Assistants: Kevin Jackson, Donald Dykes, Chennis Berry, Randall Bentley, Wade Boyd
2001 Record: 8-3 (6-1 in SIAC, T-1st)
Series Record: VSU leads, 11-3
Basic Offense: Multiple
Basic Defense: 4-3
Lettermen Returning: 44 (20 offense, 24 defense)
Sports Information Director: Russell Boone
Office: (478) 825-6437; **Home:** 825-8436; **Fax:** 825-6106
Press Box: 825-6961, 6962

2002 Schedule

A 31 Morehouse (Macon)
S 7 at VALDOSTA STATE
S 14 at Lane
S 21 Kentucky State
S 28 at Clark Atlanta
O 5 at Alcorn State
O 12 at Miles
O 19 Benedict
O 26 Tuskegee
N 2 at Savannah State
N 16 Albany State (Columbus)

2001 Results (8-3, 6-1 in SIAC, T-1st)

33 Morehouse 27
6 VALDOSTA STATE 42
48 Lane 12
32 Kentucky State 13
31 Alcorn State 16
61 Miles 38
20 Clark Atlanta 14
28 Tuskegee 35
35 Savannah State 0
45 Albany State 7
24 VALDOSTA STATE 40

**DELTA STATE UNIVERSITY**

September 21, 7:00 p.m. (EDT)
Bazemore-Hyder Stadium, Valdosta, GA

Location: Cleveland, Miss.
Enrollment: 4,084
President: Dr. David Potter
Athletic Director: Jim Jordan
Nickname: Statesmen
Conference: Gulf South
National Affiliation: NCAA II
Stadium: Parker Field (8,000)
Head Coach: Rick Rhoades
Alma Mater: Central Missouri State
Record at DSU: 0-0 (first year)
Phone: (662) 846-4300

Assistants: Joel Williams, Cody Gross, Sean Cannon,
Carlton Buckles, Steve Vowell

2001 Record: 7-3, 6-3 in GSC (T-4th)

Series Record: DSU leads, 12-8-1

Basic Offense: Multiple

Basic Defense: 40

Lettermen Returning: 36 (18 offense, 18 defense)

Sports Information Director: Fred Singleton

Office: (662) 846-4868; **Home:** 843-4387; **Fax:** 846-4297

Press Box: 846-4593

2002 Schedule

A 29at Northwestern (LA) State
S 14at Mississippi Valley State
S 21at VALDOSTA STATE
S 28West Alabama
O 5West Georgia
O 12at Arkansas Tech
O 19at Southern Arkansas
O 26Henderson State
N 2at Harding
N 9at Ouachita Baptist
N 16Arkansas-Monticello

2001 Results (7-3, 6-3 in GSC, T-4th)

25 Mississippi Valley State3
47 West Alabama7
21 North Alabama3
40 Harding21
12 VALDOSTA STATE70
28 Southern Arkansas7
44 Henderson State21
7 Central Arkansas23
28 Arkansas Tech35
37 Arkansas-Monticello31

**SOUTHERN ARKANSAS UNIVERSITY**

September 28, 7:00 p.m. (EDT)
Bazemore-Hyder Stadium, Valdosta, GA

Location: Magnolia, Ark.
Enrollment: 3,035
President: Dr. David Rankin
Athletic Director: Jay Adcox
Nickname: Muleriders
Conference: Gulf South
National Affiliation: NCAA II
Stadium: Wilkins Stadium (6,000)
Head Coach: Steve Quinn
Alma Mater: Ouachita Baptist
Record at SAU: 5-5 (one year)
Phone: (870) 235-4110

Assistants: Tommy Laurendine, Carey Baker,
Joe Carter, Jason Smelser

2001 Record: 5-5, 5-4 in GSC (6th)

Series Record: Tied, 3-3

Basic Offense: Flexbone

Basic Defense: Eagle

Lettermen Returning: 30 (14 offense, 16 defense)

Sports Information Director: TBA

Office: (870) 235-4104; **Home:** ; **Fax:** 901-7219

Press Box: 235-4117

2002 Schedule

A 31at Midwestern State (TX)
S 14at Texas A&M-Commerce
S 21West Georgia
S 28at VALDOSTA STATE
O 5at North Alabama
O 12Central Arkansas
O 19Delta State
O 26at Ouachita Baptist
N 2Arkansas-Monticello (El Dorado)
N 9Harding
N 16at Henderson State

2001 Results (5-5, 5-4 in GSC, 6th)

13 Texas A&M Commerce17
14 VALDOSTA STATE41
10 Ouachita Baptist3
38 West Alabama7
26 West Georgia37
7 Delta State28
28 Arkansas Tech25
29 Arkansas-Monticello22
25 Central Arkansas49
56 Henderson State35



OUACHITA BAPTIST UNIVERSITY

October 5, 2 p.m. (CDT)
A.U. Williams Field, Arkadelphia, AR


Location: Arkadelphia, Ark.
Enrollment: 1,700
President: Dr. Andrew Westmoreland
Athletic Director: David Sharp
Nickname: Tigers
Conference: Gulf South
Affiliation: NCAA II
Stadium: A.U. William (5,200)
Head Coach: Todd Knight
 Alma Mater: Ouachita Baptist
 Record at OBU: 8-22 (3 years)
 Phone: (870) 245-5304
Assistants: Todd Cooley, Jay Derby, Rustin Gortmaker,
 Deron Huerkamp, Greg Rudolph, Wilmer Wade
2001 Record: 3-7, 2-7 in GSC (10th)
Series Record: VSU leads, 2-0
Basic Offense: Multiple
Basic Defense: 4-4
Lettermen Returning: 37 (18 offense, 19 defense)
Sports Information Director: Chris Babb
Office: (870) 245-5186; **Home:** 225-6971; **Fax:** 245-5598
Press Box: 245-5306

2002 Schedule

S 7at Southeast Oklahoma State
S 21Arkansas Tech
S 28at Central Arkansas
O 5VALDOSTA STATE
O 12North Alabama
O 19at Arkansas-Monticello
O 26Southern Arkansas
N 2at Henderson State
N 9Delta State
N 16at Harding

2001 Results (2-8, 2-7 in GSC, 10th)

41 Henderson State13
7 Central Arkansas28
3 Southern Arkansas10
14 Arkansas Tech26
10 Arkansas-Monticello13
21 North Alabama28
3 West Georgia30
31 West Alabama13
14 VALDOSTA STATE56
20 Harding10



UNIVERSITY OF ARKANSAS-MONTICELLO

October 12, 1:00 pm (EDT)
Bazemore-Hyder Stadium, Valdosta, GA

Location: Monticello, AR
Enrollment: 2,400
Chancellor: Dr. Fred Taylor
Athletic Director: Alvy Early
Nickname: Boll Weevils
Conference: Gulf South
National Affiliation: NCAA II
Stadium: Cotton Boll (5000)
Head Coach: Gregg Ricono
 Alma Mater: Tarkio
 Record at UAM (first year)
 Phone: (870) 460-1117
Assistants: Bob Crocker, Chris Boone, Matt Turner,
 Mark Taylor
2001 Record: 5-6 (4-5 in GSC, T-7th)
Series Record: VSU leads, 3-1
Basic Offense: Multiple
Basic Defense: 4-3
Lettermen Returning: 29 (13 offense, 16 defense)
Sports Information Director: Chris Pluto
Office: (870) 460-1547; **Fax:** 460-1174
Press Box: 460-1068

2002 Schedule

A 29at Southeast Missouri State
S 21at West Alabama
S 28North Alabama
O 5Central Arkansas
O 12at VALDOSTA STATE
O 19Ouachita Baptist
O 26at Harding
N 2at Southern Arkansas
N 9Henderson State
N 16at Delta State

2001 Results (5-6, 4-5 in GSC, T-7th)

7 Southwest Texas State52
28 North Alabama12
41 Oklahoma Panhandle State0
34 West Alabama28
7 West Georgia25
13 Ouachita Baptist10
20 Arkansas Tech19
10 Central Arkansas34
22 Southern Arkansas29
26 Henderson State28
31 Delta State37



UNIVERSITY OF CENTRAL ARKANSAS

October 19, 3:00 p.m. (CDT)
Estes Stadium, Conway, AR

Location: Conway, Ark.

Enrollment: 8,800

President: Dr. John W. Smith

Athletic Director: Dr. William Lide

Nickname: Bears

Conference: Gulf South

National Affiliation: NCAA II

Stadium: Estes Stadium (8500)

Head Coach: Clint Conque

Alma Mater: Nicholls State

Record at UCA: 12-11 (2 years)

Phone: (501) 450-3153

Assistants: Denzil Cox, Rob Richardson, Brooks

Hollingsworth, Henry Briscoe, Ken Collums,

Kevin Goodwin

2001 Record: 9-3 (7-2 in GSC, T-2nd)

Series Record: VSU, 5-2

Basic Offense: West Coast

Basic Defense: Multiple

Lettermen Returning: 44 (21 offense, 23 defense)

Sports Information Director: Steve East

Office: (501) 450-5743; Home: 450-0013; Fax: 450-5740

Press Box: 450-5743

2002 Schedule

S 7	at Abilene Christian
S 14	Langston
S 21	at Henderson State
S 28	Ouachita Baptist
O 5	at Arkansas-Monticello
O 12	at Southern Arkansas
O 19	VALDOSTA STATE
O 26	North Alabama
N 2	at West Georgia
N 9	at West Alabama
N 16	Arkansas Tech

2001 Results (9-3, 7-2 in GSC, T-2nd)

65 Abilene Christian16
68 Southeastern Oklahoma10
28 Ouachita Baptist7
34 VALDOSTA STATE42
42 North Alabama21
51 Harding27
48 Henderson State0
34 Arkansas-Monticello10
23 Delta State7
49 Southern Arkansas25
28 Arkansas Tech33
34 Catawba35



UNIVERSITY OF WEST ALABAMA

October 26, 1:00 p.m. (EDT)
Bazemore-Hyder Stadium, Valdosta, GA

Location: Livingston, Ala.

Enrollment: 2,100

President: Dr. Ed Roach

Athletic Director: Dee Outlaw

Nickname: Tigers

Conference: Gulf South

National Affiliation: NCAA II

Stadium: Tiger Stadium (7,000)

Head Coach: Randy Pippin

Alma Mater: Tennessee Tech

Record at UWA: 1-10 (1 year)

Phone: (205) 652-3483

Assistants: David Thornton, Tony Oglesby,

Brian Boles, Reico McCann

2001 Record: 1-10, 0-9 in GSC (12th)

Series Record: VSU leads, 19-1

Basic Offense: Multiple

Basic Defense: 4-3

Lettermen Returning: 27 (15 offense, 12 defense)

Sports Information Director: Jason Hughes

Office: (205) 652-3596; Home: 652-4269; Fax: 652-3600

Press Box: 652-6999, 7799

2002 Schedule

A 31	at Belhaven
S 7	at Stillman
S 21	Arkansas-Monticello
S 28	at Delta State
O 5	at Harding
O 12	Henderson State
O 19	West Georgia
O 26	at VALDOSTA STATE
N 2	at Arkansas Tech
N 9	Central Arkansas
N 16	North Alabama

2001 Results (1-10, 0-9 in GSC, 12th)

0 Belhaven21
35 Miles12
7 Delta State47
28 Arkansas-Monticello34
7 Southern Arkansas38
10 Arkansas Tech32
14 West Georgia35
8 VALDOSTA STATE56
13 Ouachita Baptist31
10 Harding44
0 North Alabama30



UNIVERSITY OF NORTH ALABAMA

November 2, 1:30 p.m. (CST)
Braly Municipal Stadium, Florence, AL

Location: Florence, Ala.
Enrollment: 5,800
President: Dr. Robert L. Potts
Athletic Director: Joel Erdmann
Nickname: Lions
Conference: Gulf South
National Affiliation: NCAA II
Stadium: Braly Municipal Stadium (13,000)
Head Coach: Mark Hudspeth
Alma Mater: Delta State
Record at UNA: First year
Phone: (256) 765-4397
Assistants: Kenny Edenfield, Gwayne Mathews, Brian Turner, Kelly Causey, Rory Bell, Chris Willis, Mike King
2001 Record: 4-6, 3-6 in GSC (9th)
Series Record: UNA leads, 12-8-1
Basic Offense: Multiple
Basic Defense: 4-3
Lettermen Returning: 40 (19 offense, 21 defense)
Sports Information Director: Jeff Hodges
Office: (256) 765-4595; Home: 766-7572; Fax: 765-4659
Press Box: 765-6372, 6373

2002 Schedule

Table with 2 columns: Date and Location. Rows include A 29 at Samford, S 7 at Lambuth, S 21 Harding, S 28 at Arkansas-Monticello, O 5 Southern Arkansas, O 12 at Ouachita Baptist, O 19 Arkansas Tech, O 26 at Central Arkansas, N 2 VALDOSTA STATE, N 9 West Georgia, N 16 at West Alabama.

2001 Results (4-6, 3-6 in GSC, 9th)

Table with 2 columns: Opponent and Score. Rows include 37 Lambuth .27, 12 Arkansas-Monticello .28, 3 Delta State .21, 21 Central Arkansas .42, 22 Henderson State .7, 28 Ouachita Baptist .21, 14 Harding .17, 7 VALDOSTA STATE .54, 0 West Georgia .49, 30 West Alabama .0.



ARKANSAS TECH UNIVERSITY

November 2, 12:30 p.m. (EST)
Bazemore-Hyder Stadium, Valdosta, GA

Location: Russellville, AR
Enrollment: 5,600
President: Dr. Robert C. Brown
Athletic Director: Joe Foley
Nickname: Wonder Boys
Conference: Gulf South
National Affiliation: NCAA II
Stadium: Buerkle Field (6,000)
Head Coach: Steve Mullins
Alma Mater: Arkansas-Monticello
Record at ATU (33-20, 5 years)
Phone: (479) 968-0245
Assistants: Art Kaufman, Julian Brown, Benyard Jones
2001 Record: 8-2, 7-2 in GSC (T-2nd)
Series Record: VSU leads, 4-1
Basic Offense: I
Basic Defense: 4-3
Lettermen Returning: 36 (17 offense, 19 defense)
Sports Information Director: Larry Smith
Office: (479) 968-0645; Home: 967-7819; Fax: 964-0829
Press Box: 968-0337

2002 Schedule

Table with 2 columns: Date and Location. Rows include S 7 Northeastern (OK) State, S 14 Central Oklahoma, S 21 at Ouachita Baptist, S 28 Harding, O 5 at Henderson State, O 12 Delta State, O 19 at North Alabama, O 26 West Georgia, N 2 at West Alabama, N 9 at VALDOSTA STATE, N 16 at Central Arkansas.

2001 Results (8-2, 7-2 in GSC, T-2nd)

Table with 2 columns: Opponent and Score. Rows include 32 Central Oklahoma .26, 25 Harding .13, 20 West Georgia .15, 26 Ouachita Baptist .14, 32 West Alabama .10, 19 Arkansas-Monticello .20, 25 Southern Arkansas .28, 40 Henderson State .7, 35 Delta State .28, 33 Central Arkansas .28.



STATE UNIVERSITY OF WEST GEORGIA

November 16, 7 p.m. (EST)
Grisham Stadium, Carrollton, GA

Location: Carrollton, Ga.

Enrollment: 8,670

President: Dr. Beherus N. Sethna

Athletic Director: Ed Murphy

Nickname: Braves

Conference: Gulf South

Affiliation: NCAA II

Stadium: Grisham (6,500)

Head Coach: Mike Ledford

Alma Mater: Tennessee Tech

Record at WG: 0-0 (first year)

Phone: (770) 836-6539

Assistants: Mike Morand, Andy Friedlander,

Jonathan Gastley

2001 Record: 8-3, 6-3 in GSC (T-4th)

Series Record: VSU leads, 12-7

Basic Offense: Multiple

Basic Defense: Multiple

Lettermen Returning: 39 (20 offense, 19 defense)

Sports Information Director: Mitch Gray

Office: (770) 836-6542; Home: 574-9248 ; Fax: 836-6543

Press Box: 836-0830

2002 Schedule

S 7	Presbyterian
S 14	at Albany State
S 21	at Southern Arkansas
S 28	Henderson State
O 5	at Delta State
O 12	Harding
O 19	at West Alabama
O 26	at Arkansas Tech
N 2	Central Arkansas
N 9	North Alabama
N 16	VALDOSTA STATE

2001 Results (8-3, 6-3 in GSC, T-4th)

35	Presbyterian	34
29	Albany State	13
33	Henderson State	14
15	Arkansas Tech	20
25	Arkansas-Monticello	7
37	Southern Arkansas	26
35	West Alabama	14
30	Ouachita Baptist	3
31	Harding	43
49	North Alabama	0
6	VALDOSTA STATE	31

BLAZERS ON THE ROAD

GAME 1

ALBANY STATE • AUGUST 31, 7 PM (EDT)

Depart: 2:15 pm, Saturday, August 31, Chartered Buses
Pre-Game Headquarters: Hugh Mills Stadium, Albany, GA

Return: Saturday After Game

Driving Time: Approximately 1 1/2 hours

Arrive Valdosta: 1 am, Sunday, September 1

GAME 5

OUACHITA BAPTIST • OCTOBER 5, 2 PM (CDT)

Depart: 8 am Saturday, October 5,
Chartered Jet to Little Rock, AR

Pre-Game Headquarters:

A.U. Williams Stadium, Arkadelphia, AR

Return: Saturday After Game,

Chartered Jet to Valdosta

Flight Time: 2 hours

Arrive Valdosta: 11 pm, Saturday, October 5

GAME 7

CENTRAL ARKANSAS • OCTOBER 19, 3 PM (CDT)

Depart: 9 am Saturday, October 19
Chartered Jet to Little Rock AR

Pre-Game Headquarters: Estes Stadium, Conway, AR

Return: Saturday Night After Game,

Chartered Jet to Valdosta

Flight Time: 2 hours

Arrive Valdosta: Midnight, Saturday, October 19

GAME 9

NORTH ALABAMA • NOVEMBER 2, 1:30 PM (CST)

Depart: 9 am Friday, November 1, Chartered Buses

Pre-Game Headquarters:

Webster Hotel & Suites, Sheffield, AL, (256) 383-4100

Return: Saturday After Game

Driving Time: Approximately 8 hours

Arrive Valdosta: 2 am Sunday, November 3

GAME 11

WEST GEORGIA • NOVEMBER 16, 7 PM (EST)

Depart: 2 pm Friday, November 15, Chartered Buses

Pre-Game Headquarters:

Best Western, Carrollton, GA, (770) 832-2611

Return: Saturday After Game

Driving Time: Approximately 4 hours

Arrive Valdosta: 4 am, Sunday, November 17

ITINERARIES SUBJECT TO CHANGE



2001 FOOTBALL...

IT WAS A VERY GOOD YEAR

The expectations were very high as Valdosta State began preparations for its 2001 football campaign. After all, the Blazers returned the majority of the cast which in 2000 had won the school's second conference title, reached the national playoffs for the third time and produced the national player of the year, setting 18 school records along the way.

Head coach Chris Hatcher, the architect of the potent Air Raid attack, had been rewarded with conference, state and national coach of the year honors. It would have been easy to take some things for granted, figuring your lofty reputation would translate into easy wins. But that's not the road the methodical Hatcher would allow his team to travel. The wins would come because the Blazers would be prepared.

That preparation began August 1. The fun began August 25.

The Blazers unveiled the 2001 version of their powerful Air Raid attack against an overmatched Albany State club in front of a record home crowd of 11,473. Dusty Bonner began his defense of the Harlon Hill Trophy, completing 25 of 37 passes for 276 yards and three touchdowns as VSU built a 27-6 halftime lead and coasted to a 41-6 win, its seventh straight over the Golden Rams.

Week two was a trip to Fort Valley State, and for the second year in a row the Blazers came out on fire against the Wildcats, scoring on their first three possessions en route to a 42-6 blowout. Bonner threw for 316 yards and four scores, three of which went to Reggie Mosley who had five catches for 105 yards. C.J. Lofton enjoyed a big night, grabbing six Bonner tosses for 113 yards. And for the second straight week, the defense scored a touchdown by recovering a fumble in the end zone.

Following a week off, VSU began its defense of the Gulf South Conference championship hosting Southern Arkansas. More than 8300 Blazer faithful turned out, and the Air Raid responded with 472 yards of total offense which produced a 41-14 victory. Bonner was again superb, passing for 348 yards and five touchdowns to five different receivers.

What came next would be an excellent script for Ripley's Believe It or Not. The Blazers traveled to high-scoring Central Arkansas and were stunned by a perfect first half offensive performance by the Bears which culminated in a massive

31-7 lead. At halftime, UCA had run 52 plays which produced 357 yards; VSU had run 31 plays for 190 yards. Bonner had thrown for only 43 yards and had been intercepted twice.

But the Blazers did not panic. Clicking on all cylinders, VSU scored on its first three second half possessions to cut the Bear lead to 31-28, then following a Central Arkansas field goal, the Blazers scored again to take a 35-34 lead. The teams exchanged punts before Bonner took his club on a 74-yard drive for another score. Moments later, the VSU defense, which held the Bears to 141 total yards in the second half, sealed the 42-34 win with its second interception. After intermission, the Air Raid exploded for 397 yards (Bonner was 16-22 for 266 yards). The game also marked the 2001 "coming-out party" for halfback Aaron Jenkins, who rushed 28 times for 179 yards and three touchdowns.

In addition, the improbable comeback was the second time a Valdosta State team had rallied from a 24-point halftime deficit. The other was 10 years earlier when a freshman quarterback lifted the Blazers out of a 24-0 hole to a 38-37 homecoming win over West Georgia. The quarterback? Chris Hatcher.

Outmanned Henderson State came to town a week later and was quickly dispatched, absorbing a 59-3 shellacking as Bonner completed 26 of 30 for 335 yards and five touchdowns (all in the first half).

Next up was a trip to Cleveland, Mississippi for the long-awaited rematch against defending national champion Delta State. As was the case in 2000, both teams came in undefeated. When the dust had settled, it was Valdosta State who was the new "king of the hill". The Statesmen started fast, scoring on their second possession, then answering a Blazer touchdown with another score for a 12-7 lead. What followed was material for another Ripley's show. A quick summary: VSU scored 63 unanswered points as Bonner threw for five touchdowns and ran for two more. Mosley caught three Bonner TD bombs and had eight catches for 130 yards. Jenkins rushed for 141 yards and scored twice. On the day, Bonner threw for 364 yards and six scores. Records fell like dominos. It was a great day, and the 70-12 victory led to Valdosta State being rewarded with the No. 1 national ranking.

The Blazers began their defense of the top spot a week later with an easy 51-17 homecoming victory over Harding, followed by a 56-8 thumping of West Alabama on the road and a 54-7 rout of





North Alabama at home. A trip to Ouachita Baptist produced an impressive 56-14 victory as Jenkins rambled for 191 yards and scored five times.

Arch rival West Georgia came in for the regular season finale, and the Blazers completed their first ever undefeated regular season in impressive fashion, bolting to a 24-0 halftime lead and coasting to a 31-6 victory. The win secured VSU's second straight Gulf South Conference championship as well as the top seed in the national playoffs.

The "second season" began with a rematch at home against Fort Valley State, which proved it had improved since the first meeting 11 weeks earlier. The Blazers started fast, building a 19-0 lead before the Wildcats rallied to trail 19-11 at the half. Despite suffering seven turnovers, VSU managed to answer every FVSU threat, posting a 40-24 win to advance to the second round. Bonner shook off three interceptions to throw for a school record 497 yards and five TDs.

Once you reach the playoffs, if you don't win the national championship your season will have a disappointing end. Visiting Catawba proved to be the spoiler, taking advantage of five Blazer turnovers which eventually led to a 37-34 overtime victory. The game summary: VSU's Lofton blocked a punt out of the end zone for a quick 2-0 Blazer lead. Catawba scored on its next two possessions for a 14-2 lead before Valdosta State took charge, scoring 24 unanswered points for a 26-14 lead midway the third quarter. The Indians rallied for two scores and a 27-26 lead at the 6:15 mark of the final period. The Blazers again had the answer as Bonner drove his team 59 yards in eight plays, hitting Michael Greer for the touchdown and Mosley for the two-point conversion and a 34-27 lead with 3:40 remaining. But the resilient Indians again answered, driving



51 yards in 10 plays and forcing overtime by scoring with eight seconds left in regulation. VSU had the ball first in overtime but failed to get points as a third down sack pushed the Blazers out of field goal range and a fourth down pass fell incomplete. Catawba then ran three plays to set up a 35-yard field goal which split the uprights, ending VSU's season.

The end was disappointing. Hatcher and his team wanted to play 15 games in 2001, and they fell two short. But on reflection, 2001 was without a doubt the best season in Valdosta State's 20-year football history. Thirty-three school and 12 conference records were broken or tied. A record 14 players were named to the all-conference team, a record seven players were all-region selections and a record five players were named to all-America teams.

Bonner, who was named the league's offensive player of the year, repeated as national player of the year, winning the coveted Harlon Hill trophy for a second time. And Hatcher was again honored as the conference's coach of the year as well as being named coach of the year for the South region.

Yes, indeed. 2001 was a very good year.



2001 GAME-BY-GAME STATS

VSU 41, Albany State 6
Bazemore-Hyder Stadium, Valdosta • Aug. 25, 2001 • Att: 11,473

VSU	6	21	7	7	—	41
ASU	0	6	0	0	—	6
V (4:39 1st) - Chris Johnson 0 fumble recovery (kick failed)						
V (13:14 2nd) - Reggie Mosley 8 pass from Dusty Bonner (Reid Bethea kick)						
V (12:05 2nd) - Aaron Jenkins 2 run (Bethea kick)						
V (8:34 2nd) - Carlos Johnson 0 fumble recovery (Bethea kick)						
A (:56 2nd) - Kawaskee Teemer 5 run (Kick Failed)						
V (12:06 3rd) - C.J. Lofton 10 pass from Bonner (Bethea kick)						
V (1:20 4th) - Tyran Robinson 5 run (Bethea kick)						
Team Stats	VS	AS	VSU Individual Stats			
First Downs	22	11	Rushing - Jenkins 14-73,			
Rushes - Yds	29-158	44-55	Leslie 3-51, Robinson 4-26,			
Passing Yds	297	136	Wesley 3-7, Bonner 4-8.			
Passes	27-40-1	12-16	Passing - Bonner 25-31-1, 276;			
Total Offense	455	191	Faulkner 2-3-0, 21.			
Return Yds	40	118	Receiving - Johnson 6-88,			
Punts-Avg.	3-36.3	9-30.4	Jenkins 6-28, Lofton 5-49, Booty 3-60,			
Fumbles-Lost	3-2	4-4	Mosley 3-26, Leslie 2-14,			
Penalties-Yds	12-107	6-70	Robinson 1-17, Wright 1-15.			
Sacks By	5-41	1-8	Tackles - Fowler 8, Cost 5,			
Possession	25:55	34:05	Brown 5, Cockerm 4.			

VSU 42, Fort Valley State 6
Wildcat Stadium, Fort Valley, GA • Sept. 1, 2001 • Att: 7113

VSU	14	14	7	7	—	42
FVSU	0	0	0	0	—	6
V (11:26 1st) - Reggie Mosley 77 pass from Dusty Bonner (Reid Bethea kick)						
V (7:54 1st) - Aaron Jenkins 8 pass from Bonner (Bethea kick)						
V (14:27 2nd) - Mosley 11 pass from Bonner (Bethea kick)						
V (5:35 2nd) - Xavier Carrington 0 fumble recovery (Bethea kick)						
V (12:24 3rd) - Jenkins 6 run (Bethea kick)						
F (11:34 4th) - Orlando Wiley 23 run (kick failed)						
V (5:05 4th) - Mosley 12 pass from Bonner (Bethea kick)						
Team Stats	VS	FVS	VSU Individual Stats			
First Downs	23	22	Rushing - Jenkins 13-82,			
Rushes - Yds	21-109	52-64	Wesley 3-21, Leslie 1-10,			
Passing Yds	316	215	Robinson 2-4, Bonner 1-2.			
Passes	22-33-2	26-42-1	Passing - Bonner 22-33-0, 316.			
Total Offense	425	279	Receiving - Lofton 6-113,			
Return Yds	103	52	Mosley 5-105, Jenkins 4-28, Booty 2-34,			
Punts-Avg.	3-39.0	6-41.5	Wright 1-14, Fryzel 1-13, Johnson 1-9,			
Fumbles-Lost	3-3	2-1	Wesley 1-4.			
Penalties-Yds	5-46	8-58	Tackles - Carter 12, Braxton 10, Cockerm 10.			
Sacks By	6-55	1-10				
Possession	24:26	35:34				



2001 GAME-BY-GAME STATS

VSU 41, Southern Arkansas 14

Bazemore-Hyder Stadium, Valdosta • Sept. 15, 2001 • Att: 8349

VSU	14	13	7	7	—	41
SAU	7	0	7	0	—	14

V (14:45 1st) - Reggie Mosley 89 kickoff return (Reid Bethea kick)
 V (9:11 1st) - Nekeyma Wright 20 pass from Dusty Bonner (Bethea kick)
 S (2:40 1st) - Torrance Jones 17 run (Saul DeLa Cruz kick)
 V (13:59 2nd) - C.J. Lofton 8 pass from Bonner (kick failed)
 V (7:34 2nd) - Lee Tarpley 10 pass from Bonner (Bethea kick)
 V (2:15 3rd) - Abram Booty 31 pass from Bonner (Bethea kick)
 S (:55 3rd) - Forrest Curry 52 run (DeLa Cruz kick)
 V (13:11 4th) - Mosley 14 pass from Bonner (Bethea kick)

Team Stats	VS	SAU	VSU Individual Stats
First Downs	31	22	Rushing - Jenkins 13-84,
Rushes - Yds	27-106	52-267	Leslie 3-20, Wesley 2-11,
Passing Yds	366	79	Faulkner 1-6, Fryzel 1-3.
Passes	32-43-0	9-24-1	Passing - Bonner 29-38-0, 348;
Total Offense	472	346	Faulkner 3-5-0, 18.
Return Yds	122	81	Receiving - Mosley 7-76,
Punts - Avg.	0-0	3-23.7	Lofton 5-64, Greer 5-46, Booty 4-61,
Fumbles-Lost	2-2	2-2	Tarpley 3-37, Jenkins 3-32,
Penalties-Yds	8-80	8-71	Wright 2-34, Johnson 1-13, Crump 1-4.
Sacks By	2-13	2-15	Tackles - Dickerson 8.
Possession	27:12	32:48	

VSU 42, Central Arkansas 34

Estes Stadium, Conway, AR • Sept. 22, 2001 • Att: 8106

VSU	0	7	21	14	—	42
UCA	14	17	0	3	—	34

C (8:35 1st) - Shaun Mitchell 21 run (Justin Smith kick)
 C (:48 1st) - Altrikii Brown 1 run (Smith kick)
 V (14:52 2nd) - Tony Wesley 31 run (Reid Bethea kick)
 C (12:14 2nd) - Mitchell 11 run (Smith kick)
 C (3:33 2nd) - Smith 37 field goal
 C (:18 2nd) - Jelani Lewis 41 pass from Andy Rogers (Smith kick)
 V (12:37 3rd) - Aaron Jenkins 11 run (Bethea kick)
 V (5:21 3rd) - C.J. Lofton 19 pass from Dusty Bonner (Bethea kick)
 V (0:00 3rd) - Reggie Mosley 5 pass from Bonner (Bethea kick)
 C (11:13 4th) - Smith 21 field goal
 V (9:14 4th) - Jenkins 1 run (Bethea kick)
 V (1:40 4th) - Jenkins 3 run (Bethea kick)

Team Stats	VS	UCA	VSU Individual Stats
First Downs	31	28	Rushing - Jenkins 28-179,
Rushes - Yds	43-278	30-120	Wesley 7-85, Bonner 8-14.
Passing Yds	309	378	Passing - Bonner 23-35-2, 309.
Passes	23-35-2	35-52-2	Receiving - Mosley 8-121,
Total Offense	587	498	Johnson 5-61, Greer 4-60, Jenkins 3-38,
Return Yds	201	143	Lofton 2-27, Crump 1-2.
Punts-Avg.	2-32.5	4-41.5	Tackles - Dickerson 9, Brown 9.
Fumbles-Lost	1-0	1-0	Carter 8, Fowler 7.
Penalties-Yds	7-47	3-16	
Sacks By	2-23	1-3	
Possession	29:14	30:46	

VSU 59, Henderson State 3

Bazemore-Hyder Stadium, Valdosta • Sept. 29, 2001 • Att: 5976

VSU	14	24	14	7	—	59
HSU	0	0	0	3	—	3

V (12:40 1st) - Carlos Johnson 23 pass from Dusty Bonner (Reid Bethea kick)
 V (5:01 1st) - C.J. Lofton 5 pass from Bonner (Bethea kick)
 V (11:35 2nd) - Bethea 25 field goal
 V (8:53 2nd) - Reggie Mosley 53 pass from Bonner (Bethea kick)
 V (5:22 2nd) - Nekeyma Wright 14 pass from Bonner (Bethea kick)
 V (:38 2nd) - Tyrann Robinson 18 pass from Bonner (Bethea kick)
 V (11:18 3rd) - Robinson 51 pass from Buster Faulkner (Bethea kick)
 V (5:16 3rd) - Michael Leslie 4 run (Bethea kick)
 V (12:00 4th) - Leslie 12 run (Bethea kick)
 H (8:48 4th) - Zach Elbert 38 field goal

Team Stats	VS	HSU	VSU Individual Stats
First Downs	32	7	Rushing - Leslie 10-72,
Rushes - Yds	30-146	38-107	Robinson 8-34, Jenkins 3-18,
Passing Yds	413	24	Fryzel 5-18, Gilliam 1-7, Bonner 1-2.
Passes	33-38-0	6-19-0	Passing - Bonner 26-30-0, 335;
Total Offense	559	131	Faulkner 7-8-0, 78.
Return Yds	24	197	Receiving - Greer 6-100, Johnson 5-79,
Punts - Avg.	2-26.5	7-31.4	Lofton 5-15, Mosley 4-94, Crump 4-13,
Fumbles-Lost	0-0	1-0	Robinson 3-76, Wright 1-14,
Penalties-Yds	4-30	4-48	Brown 1-10, Tarpley 1-6,
Sacks By	0-0	1-5	Jenkins 1-4, Fryzel 1-4.
Possession	31:45	28:15	Tackles - Dickerson 7.

VSU 70, Delta State 12

Travis E. Parker Stadium, Cleveland, MS • Oct. 6, 2001 • Att: 3200

VSU	7	28	21	14	—	70
DSU	6	6	0	0	—	12

D (3:49 1st) - James Grubbs 43 pass from Josh Bright (kick failed)
 V (1:35 1st) - Aaron Jenkins 48 pass from Dusty Bonner (Reid Bethea kick)
 D (12:22nd) - Trevan Dixon 14 run (pass failed)
 V (12:08 2nd) - Abram Booty 50 pass from Bonner (Bethea kick)
 V (9:06 2nd) - C.J. Lofton 23 pass from Bonner (Bethea kick)
 V (5:34 2nd) - Reggie Mosley 38 pass from Bonner (Bethea kick)
 V (3:05 2nd) - Mosley 16 pass from Bonner (Bethea kick)
 V (11:46 3rd) - Jenkins 55 run (Bethea kick)
 V (7:54 3rd) - Mosley 39 pass from Bonner (Bethea kick)
 V (5:21 3rd) - Bonner 23 run (Bethea kick)
 V (9:58 4th) - Bonner 1 run (Bethea kick)
 V (3:13 4th) - Shaunta Dismuke 70 interception return (Bethea kick)

Team Stats	VS	DSU	VSU Individual Stats
First Downs	19	24	Rushing - Jenkins 20-141,
Rushes - Yds	28-149	63-178	Bonner 4-24, Leslie 1-5.
Passing Yds	364	178	Passing - Bonner 19-29-0, 364;
Passes	19-30-0	17-31-2	Faulkner 0-1-0, 0.
Total Offense	513	356	Receiving - Mosley 8-130,
Return Yds	95	68	Jenkins 3-84, Johnson 3-48,
Punts - Avg.	4-34.5	7-35.7	Lofton 3-43, Booty 1-50, Fryzel 1-9.
Fumbles-Lost	1-0	3-2	Tackles - Cockerm 10,
Penalties-Yds	7-51	5-37	Rhodes 9, Dickerson 8.
Sacks By	3-19	1-2	
Possession	20:24	39:36	

VSU 51, Harding 17

Bazemore-Hyder Stadium, Valdosta • Oct. 13, 2001 • Att: 8072

VSU	14	27	10	0	—	51
Harding	0	17	0	0	—	17

V (6:51 1st) - Aaron Jenkins 26 run (Reid Bethea kick)
 V (2:10 1st) - Carlos Johnson 3 pass from Dusty Bonner (Bethea kick)
 H (12:29 2nd) - Coy Nance 30 field goal
 H (9:43 2nd) - Jason Sneed 16 pass from Freddie Langston (Nance kick)
 V (7:37 2nd) - C.J. Lofton 7 pass from Bonner (Bethea kick)
 V (5:35 2nd) - Jenkins 13 pass from Bonner (kick failed)
 V (3:48 2nd) - Shaunta Dismuke 11 blocked punt return (Bethea kick)
 H (1:07 2nd) - Sneed 12 pass from Matt Underwood (Nance kick)
 V (0:00 2nd) - Lofton 43 pass from Bonner (Bethea kick)
 V (13:12 3rd) - Jenkins 32 run (Bethea kick)
 V (5:56 3rd) - Bethea 22 field goal

Team Stats	VS	HU	VSU Individual Stats
First Downs	24	20	Rushing - Jenkins 15-161,
Rushes - Yds	32-206	29-36	Robinson 8-56, Leslie 4-10,
Passing Yds	266	242	Gilliam 1-4.
Passes	19-25-2	26-46-3	Passing - Bonner 18-24-2, 263;
Total Offense	472	278	Faulkner 1-1-0, 3.
Return Yds	128	247	Receiving - Lofton 6-94,
Punts - Avg.	3-43.3	5-21.8	Jenkins 4-94, Mosley 3-29,
Fumbles-Lost	1-1	4-1	Johnson 3-26, Greer 2-20, Wright 1-3.
Penalties-Yds	8-71	4-32	Tackles - Dickerson 8,
Sacks By	3-18	3-30	Cockerm 7, Cost 7.
Possession	27:46	32:14	

VSU 56, West Alabama 8

Tiger Stadium, Livingston, AL • Oct. 20, 2001 • Att: 2000

VSU	7	21	21	7	—	56
UWA	0	2	0	6	—	8

V (10:10 1st) - C.J. Lofton 6 pass from Dusty Bonner (Reid Bethea kick)
 W (8:53 2nd) - Team safety
 V (5:00 2nd) - Aaron Jenkins 1 run (Bethea kick)
 V (:29 2nd) - Reggie Mosley 2 pass from Bonner (Bethea kick)
 V (14:33 3rd) - Lofton 80 pass from Bonner (Bethea kick)
 V (12:28 3rd) - Jenkins 13 pass from Bonner (Bethea kick)
 V (2:20 3rd) - Michael Leslie 1 pass from Buster Faulkner (Bethea kick)
 W (7:19 4th) - Prescott Gilmore 2 run (Kick Failed)
 V (1:20 4th) - Nekeyma Wright 21 pass from Faulkner (Andy Bishop kick)

Team Stats	VS	WA	VSU Individual Stats
First Downs	23	8	Rushing - Jenkins 12-131,
Rushes - Yds	31-209	36-46	Robinson 11-87, Leslie 3-5.
Passing Yds	337	69	Passing - Bonner 14-21-0, 204;
Passes	28-38-0	10-22-2	Faulkner 14-17-0, 133.
Total Offense	546	115	Receiving - Greer 5-54,
Return Yds	71	176	Lofton 4-107, Johnson 3-44,
Punts-Avg.	4-28.0	9-38.7	Wright 3-37, Robinson 2-45,
Fumbles-Lost	2-2	5-2	Jenkins 2-20, Crump 2-6, Mosley 2-6,
Penalties-Yds	13-113	8-53	Leslie 2-3, Tarpley 2-3, Booty 1-12.
Sacks By	1-8	1-9	Tackles - Cockerm 8.
Possession	29:31	30:29	



2001 GAME-BY-GAME STATS

VSU 54, North Alabama 7

Bazemore-Hyder Stadium, Valdosta • Oct. 27, 2001 • Att: 3824

Team Stats	VS	NA	VSU Individual Stats
First Downs	30	17	Rushing - Robinson 12-151,
Rushes - Yds	41-315	31-46	Jenkins 18-134, Gilliam 3-22,
Passing Yds	344	201	Leslie 4-15, Fryzel 1-12.
Passes	20-27-0	21-43-1	Passing - Bonner 18-25-0, 326;
Total Offense	659	247	Faulkner 2-2-0, 18.
Return Yds	61	108	Receiving - Mosley 3-120,
Punts - Avg.	3-32.3	8-38.6	Wright 3-54, Lofton 3-49, Greer 3-42,
Fumbles-Lost	0-0	0-0	Jenkins 3-28, Booty 2-28,
Penalties-Yds	4-38	7-53	Crump 2-21, Leslie 1-2.
Sacks By	3-15	2-19	Tackles - Dickerson 9, Brown 6,
Possession	27:57	32:03	Rhodes 6, Turner 5.

VSU 56, Ouachita Baptist 14

A.U. Williams Field, Arkadelphia, AR • Nov. 3, 2001 • Att: 2000

Team Stats	VSU	OBU	VSU Individual Stats
First Downs	18	14	Rushing - Jenkins 12-191,
Rushes - Yds	26-232	41-65	Robinson 11-60, Bonner 1-0.
Passing Yds	200	164	Passing - Bonner 13-17-0, 179;
Passes	19-29-1	13-22-1	Faulkner 6-12-1, 21.
Total Offense	432	229	Receiving - Robinson 6-15,
Return Yds	60	140	Mosley 3-62, Jenkins 2-32, Greer 2-19,
Punts - Avg.	4-27.5	7-35.4	Crump 2-12, Johnson 2-10,
Fumbles-Lost	0-0	3-2	Booty 1-41, Lofton, 1-9.
Penalties-Yds	7-60	6-40	Tackles - Roberts 6, Cockerm 6,
Sacks By	5-47	2-19	A. Brown 5, Dickerson 5,
Possession	23:47	36:13	Dunn 5, Fowler 5.

VSU 31, West Georgia 6

Bazemore-Hyder Stadium, Valdosta • Nov. 10, 2001 • Att: 8674

Team Stats	VS	WG	VSU Individual Stats
First Downs	21	15	Rushing - Jenkins 14-95,
Rushes - Yds	26-129	33-103	Leslie 3-37, Robinson 1-18,
Passing Yds	321	123	Bonner 4-8.
Passes	28-34-1	19-33-3	Passing - Bonner 24-30-1, 294;
Total Offense	450	226	Faulkner 3-3-0, 15; Greer 1-1-0, 12.
Return Yds	38	175	Receiving - Mosley 8-144,
Punts - Avg.	4-29.8	6-37.0	Robinson 4-24, Johnson 3-33,
Fumbles-Lost	1-1	2-0	Lofton 3-32, Booty 3-15, Jenkins 2-23,
Penalties-Yds	12-110	5-62	Greer 2-20, Wright 1-13,
Sacks By	2-13	2-11	Bonner 1-12, Tarpley 1-5.
Possession	30:08	29:52	Tackles - Fowler 14, Brown 8.

THE PLAYOFFS

VSU 40, Fort Valley State 24

Bazemore-Hyder Stadium, Valdosta • Nov. 17, 2001 • Att: 4014

Team Stats	VS	FVS	VSU Individual Stats
First Downs	30	21	Rushing - Jenkins 15-70,
Rushes - Yds	23-80	55-184	Robinson 4-12.
Passing Yds	497	180	Passing - Bonner 34-55-3, 497.
Passes	34-55-3	17-29-1	Receiving - Mosley 8-117,
Total Offense	577	364	Lofton 7-72, Jenkins 5-118,
Return Yds	96	220	Greer 5-53, Johnson 4-65,
Punts-Avg.	2-32.5	7-24.6	Tarpley 2-26, Wright 1-33,
Fumbles-Lost	4-4	5-3	Booty 1-9, Robinson 1-4.
Penalties-Yds	8-73	13-113	Tackles-Fowler 9, Ragle 6,
Sacks By	3-25	1-5	Dickerson 6.
Possession	28:22	31:38	

Catawba 37, VSU 34 (OT)

Bazemore-Hyder Stadium, Valdosta • Nov. 24, 2001 • Att: 4714

Team Stats	VSU	CC	VSU Individual Stats
First Downs	24	12	Rushing - Jenkins 22-144,
Rushes - Yds	33-161	40-126	Robinson 4-24.
Passing Yds	326	141	Passing - Bonner 33-51-3, 326.
Passes	33-51-3	13-29-1	Receiving - Jenkins 9-54,
Total Offense	487	267	Greer 7-106, Lofton 7-49,
Return Yds	155	138	Johnson 6-52, Mosley 3-33,
Punts-Avg.	4-34.0	8-30.8	Booty1-32.
Fumbles-Lost	2-2	2-1	Tackles - Dickerson 8,
Penalties-Yds	8-56	3-15	Fowler 8, Lyons 7, Braxton 6,
Sacks By	1-4	2-24	Ragle 6.
Possession	32:58	27:02	





2001 FINAL STATISTICS

Record: 12-1, Home: 7-1, Away: 5-0, GSC: 9-0

SCHEDULE/ATTENDANCE

41	Albany State 6	(11,473)
42	at Fort Valley State 6	(7,113)
41	Southern Arkansas 14*	(8,349)
42	at Central Arkansas 34*	(8,106)
59	Henderson State 3*	(5,976)
70	at Delta State 12*	(3,200)
51	Harding 17*	(8,072)
56	at West Alabama 8*	(2,000)
54	North Alabama 7*	(3,824)
56	at Ouachita Baptist 14*	(2,000)
31	West Georgia 6*	(8,674)
40	Fort Valley State 24#	(4,014)
34	Catawba 37#	(4,714)

* Gulf South Conference games # D-II Playoffs

TEAM STATISTICS

	VSU	Opp
First Downs	328	221
Rushing	125	95
Passing	180	100
Penalty	23	26
Rushing Attempts	390	544
Yards Gained	2576	1997
Yards Lost	298	600
Net Yards	2278	1397
Yards Per Rush	5.8	2.6
Avg. Per Game	175.2	107.5
Passing Attempts	478	408
Completions	337	224
Interceptions	15	18
Net Yards	4356	2130
Yds Per Attempt	9.1	5.2
Yds Per Completion	12.9	9.5
Avg. Per Game	335.1	163.8
Total Plays	868	952
Plays Per Game	66.8	73.2
Net Yards	6634	3527
Yds Per Play	7.6	3.7
Avg. Per Game	510.3	271.3
Punts/Yards	38/1251	86/2903
Avg. Per Punt	32.9	33.8
Punts Per Game	2.9	6.6
Punt Returns/Yards	25/193	13/89
Avg. Per Return	7.7	6.8
Returns Per Game	1.9	1.0
Kickoff Returns/Yards	35/755	92/1501
Avg. Per Return	21.6	16.3
Returns Per Game	2.7	7.1
Int. Returns/Yards	18/219	15/209
Avg. Per Return	12.2	13.9
Returns Per Game	1.4	1.2
Fumbles/Lost	20/17	34/18
Penalties/Yards	104/892	80/668
Yds Per Penalty	8.6	8.4
Yds Per Game	68.6	51.4
Touchdowns	86	25
Rushing	24	16
Passing	56	9
Other	6	0
Extra Points	81	16
Kicks	80	14
Run/Pass	1	2
Field Goals	5/10	6/12
Safeties	2	1
Total Points	617	188
Avg. Per Game	47.5	14.5

SCORE BY QUARTERS

	1	2	3	4	OT	TP
Valdosta State	139	216	163	99	0	617
Opponents	4	172	29	43	3	188

Third Down Conversions: VSU 71-139, 510; Opp 79-220, 360
Fourth Down Conversions: VSU 6-12, 500; Opp 12-33, 360

RUSHING

	G	Att	Gain	Loss	Net	Avg.	TD
Aaron Jenkins	13	199	1562	59	1503	7.6	15
Tyran Robinson	12	68	468	16	470	6.9	4
Michael Leslie	9	32	228	4	224	7.0	2
Tony Wesley	4	15	124	0	124	8.3	1
Dorian Gilliam	3	5	33	0	33	6.6	0
Dennis Fryzel	10	8	37	8	29	3.6	0
Dusty Bonner	13	44	100	102	-2	0.0	2
Buster Faulkner	10	12	6	64	-58	-4.8	0
Team	13	6	0	37	-37	-6.2	0
TOTALS	13	390	2576	298	2278	5.8	24
OPPONENTS	13	544	1997	600	1397	2.6	6

PASSING

	Att	Comp	Int	Pct.	Yds	TDs
Dusty Bonner	425	298	14	.701	4037	52
Buster Faulkner	52	38	1	.731	307	3
Michael Greer	1	1	0	1.00	2	1
TOTALS	478	337	15	.705	4356	56
OPPONENTS	408	224	18	.549	2130	9

RECEIVING

	G	No.	Yds	AvgPC	CPG	TDs
Reggie Mosley	13	65	1063	16.4	5.0	18
C.J. Lofton	13	57	723	12.7	4.4	12
Aaron Jenkins	13	47	583	12.4	3.6	6
Carlos Johnson	12	42	528	12.6	3.5	5
Michael Greer	11	41	520	12.7	3.7	1
Abram Booty	10	19	342	18.0	1.9	5
Tyran Robinson	12	17	181	10.6	1.5	3
Nekeyma Wright	10	14	217	15.5	1.4	3
Dennis Crump	7	12	58	4.8	1.8	0
Lee Tarpley	12	9	77	8.6	.8	1
Michael Leslie	9	6	15	2.5	.7	1
Dennis Fryzel	10	3	26	8.7	.3	0
Tony Wesley	4	2	3	1.5	.5	0
Dusty Bonner	13	1	12	12.0	.1	1
Adam Brown	1	1	10	10.0	.1	0
Dorian Gilliam	3	1	-2	-2.0	-.3	0
TOTALS	13	337	4356	12.9	25.9	56
OPPONENTS	13	224	2130	9.5	17.2	9

PUNTING

	No.	Yds	Avg.	Inside 20	Blk'd	Long
Brent Palma	37	1246	33.7	6	0	51
Team	1	5	5.0	0	0	5
TOTALS	38	1251	32.9	6	0	51
OPPONENTS	86	2903	33.8	25	8	65

PUNT RETURNS

	No.	Yds	Avg.	TDs	Long
Michael Greer	16	91	5.7	0	21
Reggie Mosley	5	58	11.6	0	33
Shaunta Dismuke	2	20	0.0	1	11
Lee Tarpley	1	12	12.0	0	0
Wesley Brown	1	2	2.0	0	0
TOTALS	25	193	7.7	1	33
OPPONENTS	13	89	6.8	0	30

KICKOFF RETURNS

	No.	Yds	Avg.	TDs	Long
Reggie Mosley	22	522	23.7	1	89
Demetrick Moore	5	104	20.8	0	45
Aaron Jenkins	4	70	17.5	0	30
C.J. Lofton	2	48	24.0	0	48
Lee Tarpley	1	11	11.0	0	11
Ross Hawthorne	1	0	0.0	0	0
TOTALS	35	755	21.6	1	89
Opponents	92	1501	16.3	0	58

INTERCEPTION RETURNS

	No.	Yds	Avg.	TDs	Long
Wesley Brown	4	35	8.8	0	34
Derek Braxton	3	33	11.0	0	33
Tabious Carter	3	25	8.3	0	20
Ced Dickerson	2	0	0.0	0	0
Milon Brezjal	2	17	8.5	0	14
Shaunta Dismuke	1	70	70.0	1	70
Todd Ragle	1	35	35.0	1	35
Arthell Brown	1	4	4.0	0	4
Marquis Turner	1	0	0.0	0	0
TOTALS	18	219	12.2	2	70
Opponents	15	209	13.9	0	67

SCORING

	TDs	PAT	2-PT	DEF	FG	S	TP
Aaron Jenkins	21	0	0	0	0	0	126
Reggie Mosley	19	0	1	0	0	0	116
Reid Bethea	0	79	0	0	5	0	94
C.J. Lofton	12	0	0	0	0	1	74
Tyran Robinson	7	0	0	0	0	0	42
Carlos Johnson	5	0	0	0	0	0	30
Abram Booty	5	0	0	0	0	0	30
Michael Leslie	3	0	0	0	0	0	18
Nekeyma Wright	3	0	0	0	0	0	18
Dusty Bonner	3	0	0	0	0	0	18
Shaunta Dismuke	2	0	0	0	0	0	12
Todd Ragle	1	0	0	0	0	0	6
Michael Greer	1	0	0	0	0	0	6
Lee Tarpley	1	0	0	0	0	0	6
Xavier Carrington	1	0	0	0	0	0	6
Chris Johnson	1	0	0	0	0	0	6
Tony Wesley	1	0	0	0	0	0	6
Team	0	0	0	0	0	1	2
Andy Bishop	0	1	0	0	0	0	1
TOTALS	86	80	1	0	5	2	617
Opponents	25	14	2	0	6	1	188

TOTAL OFFENSE

	Rushing Yards	TDs	Passing Yards	TDs	Total Yards	TDs
Dusty Bonner	-2	2	4037	52	4035	54
Aaron Jenkins	1503	15	0	0	1503	15
Tyran Robinson	470	4	0	0	470	4
Buster Faulkner	-58	0	307	3	249	3
Michael Leslie	224	2	0	0	224	2
Tony Wesley	124	1	0	0	124	1
Dorian Gilliam	33	0	0	0	33	0
Dennis Fryzel	29	0	0	0	29	0
Michael Greer	0	0	12	1	12	1
Nekeyma Wright	-8	0	0	0	-8	0
Team	-37	0	0	0	-37	0
TOTALS	2278	24	4356	56	6634	80
Opponents	1397	16	2130	9	3527	25

DEFENSE

	UT	AT	Total	Loss	FR	Int	Bup	Sack
Ced Dickerson	53	29	82	10-15	1	2	6	0
Mike Fowler	49	32	81	10-38	1	0	4	2.5
Wesley Brown	52	24	76	5-8	1	4	6	0
Reggie Cockerm	38	28	66	7-17	1	0	4	0
Derek Braxton	43	10	53	1-2	0	3	15	0
Jason Cost	32	16	48	3-6	0	0	0	1
Tabious Carter	24	23	47	9-29	1	2	6	0
Marlin Adams	27	17	44	14-76	1	0	2	7
Reggie Rhodes	19	25	44	14-80	1	0	1	7
Todd Ragle	27	12	39	7-26	2	1	3	1.5
Fatari Lyons	18	20	38	13-81	0	0	0	5
Willie Caldwell	16	21	37	3-16	0	0	0	1
Dewayne Smith	18	19	37	9-37	3	0	0	1.5
Marquis Turner	22	12	34	0-0	0	1	4	0
Ross Hawthorne	18	12	30	1-2	0	0	0	0
Milon Brezjal	18	11	29	0-0	0	2	4	0
Anthony Poole	18	10	28	10-29	2	0	1	1.5
Demetrick Moore	16	10	26	1-1	0	0	2	0
Shamonta Dean	13	12	25	2-4	0	0	3	0
Fred Dunn	15	10	25	2-17	0	0	0	1
Roshod Hampton	12	13	25	6-21	0	0	1	2.5
Arthell Brown	11	11	22	1-4	1	1	4	0
Deon McGhee	9	12	21	3-8	0	0	1	0
Shaunta Dismuke	11	9	20	0-0	0	1	2	0
Rodney Edwards	7	10	17	0-0	0	0	0	0
Darryl Baker	9	8	17	4-24	0	0	1	1
Xavier Carrington	8	8	16	5-19	1	0	0	1
Chris Johnson	8	8	16	7-29	1	0	0	2.5



RECORD BOOK



GENERAL RECORDS & INFORMATION



GOODMAN
15-17-1



BERRYMAN
5-6



CAVAN
37-22-2



MUMME
40-17-1



KELLY
15-16*



NELSON
0-2



HATCHER
22-3

YEAR	RECORD	COACH	CAPTAINS
1982	5-5-1	Jim Goodman	James Owens, QB; David Gilyard, LB
1983	5-6-0	Jim Goodman	Mark Catano, OT; Cliff Fouty, LB
1984	5-6-0	Jim Goodman	Lenny Parker, LB; Elson Bolar, LB
1985	5-6-0	Jim Berryman	Jimmy Francis, FS; Jay Walls, DT
1986	9-2-0	Mike Cavan	Jessie Tuggle, LB; R.D. Swain, OG; Dallis Smith, CB; Dennis Smith, CB
1987	6-4-0	Mike Cavan	Jimmy Brookins, LB; Scott Mowry, LB; Bryan Banks, OT; John Norris, OT
1988	6-3-1	Mike Cavan	Jimmy Brookins, LB; Scott Mowry, LB; Eric Clark, FB
1989	5-5-0	Mike Cavan	Randy Fisher, WR; Maurice Jordan, DT
1990	5-5-0	Mike Cavan	Tye Cottle, QB; Deon Searcy, FS
1991	6-3-1	Mike Cavan	Will O'Steen, C; Chris Dupree, SS
1992	5-4-1	Hal Mumme	Chris Hatcher, QB; Calvin Walker, WR; Antonio Edwards, DE; Chris Dupree, SS
1993	8-3-0	Hal Mumme	Chris Hatcher, QB; Calvin Walker, WR; Andre Hampton, DE; Tony Hill, SS
1994	11-2-0	Hal Mumme	Chris Hatcher, QB; Dominique Ross, FB; Andre Hampton, DE; Tony Hill, SS
1995	6-5-0	Hal Mumme	Lance Funderburk, QB; Drew McPhail, OT; Ryan Branch, LB; James Hubbard, NG
1996	10-3-0	Hal Mumme	Lance Funderburk, QB; Drew McPhail, OT; James Lockhart, LB; Jarmal Stevens, FS
1997	6-5-0	Mike Kelly	Vontrell Mitchell, RB; Kris Gingrow, C; Wayne DeVane, P; Terry Turner, NG; Antonio Speed, LB; Brad Trout, SS
1998	5-6-0	Mike Kelly	Donnie Johnston, QB; Vontrell Mitchell, RB; Jesse Sutton, LB; Antonio Speed, LB; James Lightfoot, K
1999	4-7-0	Mike Kelly*	Greg Cooper, FB; Tully Payne, C; Antonio Speed, LB; Michael Williams, LB
2000	10-2-0	Chris Hatcher	Dusty Bonner, QB; Tully Payne, C; Reggie Cockerm, LB; Ced Dickerson, FS
2001	12-1-0	Chris Hatcher	Dusty Bonner, QB; Tully Payne, C; Reggie Cockerm, LB; Ced Dickerson, FS; C.J. Lofton, TE

*Mark Nelson was interim coach for final two games, both losses; Arkansas-Monticello later forfeited its 35-31 win. (Record remains 4-7 per NCAA rules)

ATTENDANCE RECORDS

Year	Home Games	Total Attendance	Avg. Attendance
2001	8	50,382	6,298
2000	5	37,569	7,514
1999	6	27,126	4,521
1998	5	23,741	4,748
1997	4	19,910	4,978
1996	7	49,251	7,036
1995	5	24,602	4,920
1994	8	59,212	7,402
1993	6	35,559	5,927
1992	4	16,064	4,016
1991	7	32,762	4,680
1990	4	20,330	5,083
1989	4	18,286	4,571
1988	5	20,500	4,100
1987	5	27,000	5,400
1986	5	25,000	5,000
1985	6	37,100	6,183
1984	5	25,468	5,094
1983	6	28,500	4,750
1982	5	36,800	7,360

TOP 5 HOME CROWDS

Attendance	Opponent and Score	Date
1. 11,473	Albany State (VSU, 41-6)	Aug. 25, 2001
2. 10,948	Albany State (VSU, 14-7)	Nov. 19, 1994
3. 10,199	Albany State (VSU, 18-6)	Aug. 28, 1999
4. 10,100	Fort Valley State (FVSC, 17-3)	Sept. 14, 1985
5. 10,039	North Alabama (VSU, 34-31 3ot)	Oct. 5, 1996

VALDOSTA STATE VERSUS ALL OPPONENTS

OPPONENT	W	L	T
Albany State	7	0	0
American International	1	0	0
Arkansas-Monticello	3	1	0
Arkansas Tech	4	1	0
Bishop	1	0	0
Carson-Newman	0	2	0
Catawba	0	1	0
Central Arkansas	5	2	0
Central Florida	3	5	0
Clark Atlanta	3	0	0
Delta State	8	12	1
East Tennessee State	0	1	0
Fort Valley State	11	3	0
Gardner-Webb	2	0	0
Georgia Southern	1	6	1
Harding	2	0	0
Henderson State	6	0	0
Jacksonville State	3	8	0
Kentucky State	3	0	0
Knoxville	1	0	0
Lees-McRae	1	0	0
Mississippi College	5	8	1
Mount Senario	1	0	0
New Haven	1	0	0
North Alabama	8	12	1
North Dakota State	0	1	0
Ouachita Baptist	2	0	0
Savannah State	5	0	0
St. Ambrose	1	0	0
Southern Arkansas	3	3	0
Tarleton State	1	0	0
Texas-El Paso	0	1	0
Troy State	4	7	0
Truman State	1	0	0
UT Martin	6	1	0
West Alabama	19	1	0
West Georgia	12	7	0
TOTALS	134	83	4



ALL-AMERICAS

1982.....	Mark Catano, offensive tackle
1984.....	Lenny Parker, linebacker; Chris Dupree (HM), Keith Moore, kicker
1986.....	Jessie Tuggle, linebacker
1988.....	Robert Morris, defensive line Jimmy Brookins, linebacker (2nd) Mikeal Lovejoy, safety (2nd) Randy Fisher, flanker (HM)
1989.....	Randy Fisher, flanker
1990.....	Deon Searcy, free safety Jack McTyre, kicker
1991.....	Antonio Edwards, defensive end*
1993.....	Chris Hatcher, quarterback York Kurinsky, offensive tackle
1994.....	Chris Hatcher, quarterback
1996.....	Lance Funderburk, quarterback
1997.....	Richard Freeman, defensive end
1998.....	Antonio Speed, linebacker (HM)
2000.....	Dusty Bonner, quarterback, C.J. Lofton, tight end
2001.....	Dusty Bonner, quarterback; C.J. Lofton, tight end; Reggie Mosley, wide receiver; Tully Payne, center; Jason King, offensive tackle

*defensive lineman of the year



Jason King was a three-year starter from 1999-2001

VSU ALL-GULF SOUTH CONFERENCE PLAYERS

1982 ---	Carl Armstrong, WR Mark Catano, OT (2nd) Cliff Fouty, LB (2nd) Jimmy Francis, CB (2nd) James Owens, QB (2nd)	1994 ---	Chris Hatcher, QB+ Dominique Ross, FB Robert Williams, WR Stanley Flanders, WR Matt Moore, OG Andre Hampton, DE Marcus Johnson, FS Erasmus Harvey, LB (2nd) Shay Williams, DE (2nd) Edward Mitchell, LB (2nd)
1983 ---	Lenny Parker, LB Mark Catano, OT Cliff Fouty, LB (2nd) Dallis Smith, CB (2nd)	1995 ---	Tauese Letuli, OG Sean Pender, WR Lance Funderburk, QB (2nd) Ryan Branch, LB (2nd) Drew McPhail, OT (2nd) Wayne DeVane, P (2nd)
1984 ---	Lenny Parker, LB Dallis Smith, CB (2nd) Jessie Tuggle, DE (2nd) Timmy Massey, SS (2nd) Chuck Dunmon, OG (2nd)	1996 ---	Lance Funderburk, QB+ Rodney Brown, WR Sean Pender, WR Felise Muai, OL Drew McPhail, OL Artie Ulmer, DL James Lockhart, LB
1985 ---	Jessie Tuggle, LB Dallis Smith, CB Terry Mallory, P Freddie Thomas, LB (2nd) Jimmy Francis, FS (2nd) Mark Dace, QB (2nd) R.D. Swain, OG (2nd) Darrin Teals, WR (2nd)	1997 ---	Mike Bowman, WR Richard Freeman, DE Jesse Sutton, LB Vontrell Mitchell, RB (2nd) David Fox, DE (2nd) Arto Vartanian, DT (2nd) Brad Trout, SS (2nd) James Lightfoot, K (2nd) Eric Doggett, RS (2nd)
1986 ---	Jessie Tuggle, LB* Dallis Smith, CB Randy Fisher, WR# Terry Mallory, P R.D. Swain, OG (2nd) James Gibson, DT (2nd) Keith Reddings, DE (2nd)	1998 ---	Arto Vartanian, DT Antonio Speed, LB* Jesse Sutton, LB Dennis Fryzel, WR (2nd) Vaughn Clark, CB (2nd)
1987 ---	Randy Fisher, WR Jimmy Brookins, LB (2nd)	1999 ---	Antonio Speed, LB* Michael Williams, LB Vaughn Clark, CB Jason King, OT (2nd) Travis Francis, RB (2nd) Bo Barzilauskas, DT (2nd) Willie Caldwell, NG (2nd) Eric Doggett, RS (2nd)
1988 ---	Randy Fisher, WR Jimmy Brookins, LB Buddy Phillips, OT Robert Morris, DT (2nd)	2000 ---	Dusty Bonner, QB+ C.J. Lofton, TE Tully Payne, C (2nd) Mike Fowler, LB (2nd) Reggie Cockerm, LB (2nd) Ced Dickerson, FS (2nd) Derrick Hill, DE (2nd)
1989 ---	Randy Fisher, WR Keith Jones, TE Robert Morris, DE Ramon Allen, RB (2nd) Shaun Utley, LB (2nd) Randy Williams, C (2nd)	2001 ---	Dusty Bonner, QB+ Reggie Mosley, WR, ST C. J. Lofton, TE Aaron Jenkins, RB Bill Epps, OG Jason King, OT Reggie Cockerm, LB Mike Fowler, LB Ced Dickerson, Rover Shaunta Dismuke, ST Keith Gosse, OG (2nd) Anthony Poole, DT (2nd) Reggie Rhodes, DT (2nd) Derek Braxton, CB (2nd)
1990 ---	Antonio Edwards, DE Jack McTyre, K Dexter Holiday, WR (2nd)		
1991 ---	Antonio Edwards, DE Chris Dupree, SS Don Kelly, K Will O'Steen, C Marcus Walker, DL (2nd) Dexter Holiday, WR (2nd) Scott Long, TE (2nd)		
1992 ---	Antonio Edwards, DE* Chris Dupree, SS Calvin Walker, WR York Kurinsky, OT Chris Hatcher, QB (2nd) Matt Moore, OG (2nd) Andre Hampton, DE (2nd) Erasmus Harvey, LB (2nd)		
1993 ---	Chris Hatcher, QB Calvin Walker, WR York Kurinsky, OL Andre Hampton, DE Erasmus Harvey, LB Tony Hill, SS Stanley Flanders, RS (2nd)		

+ -- offensive player of the year

* -- defensive player of the year

-- freshman of the year



VALDOSTA STATE TEAM AWARD WINNERS

BEST OFFENSIVE LINEMAN

- 1982 - Mark Catano, tackle
- 1983 - Mark Catano, tackle
- 1984 - Chuck Dunmon, guard
- 1985 - R.D. Swain, guard
- 1986 - R.D. Swain, guard
- 1987 - Bryan Banks, tackle
- 1988 - Buddy Phillips, tackle
- 1989 - Keith Jones, tight end
- 1990 - Will O'Steen, center
- 1991 - Will O'Steen, center
- 1992 - Richard Popkin, tackle
- 1993 - Shawn Bostick, center
- 1994 - Tommy Clark, center
- 1995 - Felise Muai, guard
- 1996 - Drew McPhail, tackle

BEST DEFENSIVE LINEMAN

- 1982 - Cliff Fouty, linebacker
- 1983 - Lenny Parker, linebacker
- 1984 - Lenny Parker, linebacker
- 1985 - Jessie Tuggle, linebacker
- 1986 - James Gibson, tackle
- 1987 - Scott Mowry, linebacker
- 1988 - Maurice Jordan, tackle
- 1989 - Maurice Jordan, tackle
- 1990 - Antonio Edwards, end
- 1991 - Antonio Edwards, end
- 1992 - Marcus Walker, tackle
- 1993 - Andre Hampton, end
- 1994 - Andre Hampton, end
- 1995 - James Hubbard, nose guard
- 1996 - Artie Ulmer, tackle

BEST OFFENSIVE BACK

- 1982 - James Owens, quarterback
- 1983 - Henry Chubb, fullback
- 1984 - Max Vickers, fullback
- 1985 - Donnie Harrell, tailback
- 1986 - Mark Dace, quarterback
- 1987 - Randy Fisher, flanker
- 1988 - Tye Cottle, quarterback
- 1989 - Ramon Allen, tailback
- 1990 - Marcus Copeland, fullback
- 1991 - Blake Duncan, fullback
- 1992 - Chris Hatcher, quarterback
- 1993 - Dominique Ross, fullback
- 1994 - Dominique Ross, fullback
- 1995 - David Glisson, fullback
- 1996 - Sean Pender, halfback

BEST DEFENSIVE BACK

- 1982 - Jimmy Francis, cornerback
- 1983 - Timmy Massey, safety
- 1984 - Timmy Massey, safety
- 1984 - Timmy Massey, safety
- 1985 - Jimmy Francis, safety
- 1986 - Dallis Smith, cornerback
- 1987 - Calvin Orr, cornerback
- 1988 - Mikeal Lovejoy, safety

BEST DEFENSIVE BACK CONT.

- 1989 - Calvin Orr, cornerback
- 1990 - Deon Searcy, safety
- 1991 - Chris Dupree, safety
- 1992 - Chris Dupree, safety
- 1993 - Tony Hill, safety
- 1994 - Marcus Johnson, safety
- 1995 - Jarmal Stevens, safety
- 1996 - Ryan Branch, linebacker

SCHOLASTIC AWARD

- 1982 - James Owens, quarterback
- 1983 - Geoff Walters, quarterback
- 1984 - Geoff Walters, tight end
- 1985 - Bert Gelis, offensive guard
- 1986 - Bill Wilhelm, offensive guard
- 1987 - Bryan Banks, offensive tackle
- 1988 - Darrin Teals, wide receiver
- 1989 - Reginald Davis, flanker
- 1990 - Don Kelly, kicker
- 1991 - Don Kelly, kicker
- 1992 - Marcus Johnson, free safety
- 1993 - John Hinson, DL;
Marcus Johnson, FS
- 1994 - John Hinson, nose guard
- 1995 - Stephen Foote, center
- 1996 - Austin Harmon, cornerback
- 1997 - Jay Thompson, offensive guard

SPECIAL TEAMS PLAYER OF THE YEAR

- 1993 - Keith Braddock
- 1994 - James Sirmans
- 1995 - Wayne DeVane
- 1996 - Richard Freeman
- 1997 - Eric Doggett

SCOUT TEAM PLAYERS OF THE YEAR

- 1986 - Offense: Steve Marrs, quarterback;
Defense: Clint Bennett, linebacker
- 1987 - Offense: Carlos Marshall, flanker;
Defense: Jeff Wooden, linebacker
- 1988 - Offense: Jay Jernigan, quarterback;
Defense: Fran Delaney, linebacker
- 1989 - Offense: Todd McCutcheon, quarterback;
Defense: Don Hart, tackle
- 1990 - Offense: Trey Green, center;
Defense: John Kaperak, end
- 1991 - Offense: James Hubbard, tackle;
Defense: Billy McCullough, safety
- 1997 - Offense: Greg Cooper, Nathan Cronin;
Defense: Dominic June, Demeakey Williams
- 1999 - Offense: Edward Simmons, running back;
Defense: Wesley Brown, linebacker

ROOKIE OF THE YEAR

- 1986 - Randy Fisher, flanker
- 1987 - Tye Cottle, quarterback
- 1988 - Ramon Allen, tailback
- 1989 - Marcus Walker, defensive tackle;
Antonio Edwards, defensive end
- 1990 - Gary Thornton, wide receiver

ROOKIE OF THE YEAR CONT.

- 1991 - Chris Hatcher, quarterback
- 1992 - Sean Pender, wide receiver
- 1993 - Ryan Branch, linebacker
- 1994 - Archie Lewis, cornerback
- 1995 - Vontrell Mitchell, halfback
- 1996 - Austin Harmon, cornerback
- 1997 - Bill Epps, offensive guard
- 1999 - Kenn Barnett, quarterback

COACHES AWARD

- 1988 - Randy Williams, center
- 1989 - Randy Williams, center;
Shaun Utley, linebacker
- 1990 - Tye Cottle, quarterback;
Michael Parker, offensive tackle
- 1991 - Scott Long, tight end
- 1992 - Harold McClain, defensive tackle
- 1993 - Chuck Stamey, offensive tackle
- 1994 - Erasmus Harvey, linebacker
- 1995 - Lance Funderburk, quarterback
- 1997 - Jarmal Stevens, free safety;
Vontrell Mitchell, runningback
- 1999 - John Gulyas, offensive tackle

MOST VALUABLE OFFENSIVE PLAYER

- 1997 - Mike Bowman, wide receiver
- 1998 - Dennis Fryzel, wide receiver
- 1999 - Carlos Hope, wide receiver

MOST VALUABLE DEFENSIVE PLAYER

- 1997 - Brad Trout, strong safety
- 1998 - Jesse Sutton, linebacker
- 1999 - Antonio Speed, linebacker

MOST VALUABLE SPECIAL TEAMS PLAYER

- 1998 - J.T. Fuller, linebacker
- 1999 - Eric Doggett, punt returner

HUGH C. BAILEY PLAYER OF THE YEAR

- 1982 - Carl Armstrong, wide receiver
- 1983 - Kelvin Sheppard, wide receiver;
Tracy Soles, tailback
- 1984 - Lenny Parker, linebacker
- 1985 - Jessie Tuggle, linebacker
- 1986 - Jessie Tuggle, linebacker
- 1987 - Jimmy Brookins, linebacker
- 1988 - Jimmy Brookins, linebacker
- 1989 - Randy Fisher, wide receiver
- 1990 - Jack McTyre, kicker
- 1991 - Antonio Edwards, defensive end;
Chris Hatcher, quarterback
- 1992 - Calvin Walker, split end
- 1993 - Chris Hatcher, quarterback
- 1994 - Chris Hatcher, quarterback
- 1995 - Ryan Branch, linebacker
- 1996 - Lance Funderburk, quarterback
- 1997 - Richard Freeman, defensive end
- 1998 - Antonio Speed, linebacker
- 1999 - Michael Williams, linebacker



SEASON LEADERS

TOTAL OFFENSE

1982 -- James Owens, 1906
 1983 -- Terry Mallory, 732
 1984 -- Mark Dace, 680
 1985 -- Mark Dace, 899
 1986 -- Mark Dace, 1744
 1987 -- Tye Cottle, 816
 1988 -- Tye Cottle, 1969
 1989 -- Tye Cottle, 1582
 1990 -- Tye Cottle, 1182
 1991 -- Chris Hatcher, 1044
 1992 -- Chris Hatcher, 2493
 1993 -- Chris Hatcher, 3532
 1994 -- Chris Hatcher, 3955
 1995 -- Lance Funderburk, 3549
 1996 -- Lance Funderburk, 4167
 1997 -- Donnie Johnston, 935
 1998 -- Brandon Cowart, 1267
 1999 -- Kenn Barnett, 964
 2000 -- Dusty Bonner, 3965
 2001 -- Dusty Bonner, 4035

RUSHING

1982 -- Henry Chubb, 475
 1983 -- Henry Chubb, 668
 1984 -- Michael Williams, 362
 1985 -- Tony Allen, 564
 1986 -- Eric Clark, 565
 1987 -- Donnie Harrell, 632
 1988 -- Ramon Allen, 780
 1989 -- Ramon Allen, 846
 1990 -- Ramon Allen, 957
 1991 -- Ramon Allen, 488
 1992 -- Dominique Ross, 734
 1993 -- Dominique Ross, 1030
 1994 -- Dominique Ross, 1473
 1995 -- David Glisson, 837
 1996 -- Vontrell Mitchell, 1355
 1997 -- Vontrell Mitchell, 840
 1998 -- Marcus Ray, 351
 1999 -- Mike Christopher, 517
 2000 -- Aaron Jenkins, 499
 2001 -- Aaron Jenkins, 1503

PASSING

1982 -- James Owens, 169-339-2258
 1983 -- Terry Mallory, 41-98-681
 1984 -- Mark Dace, 42-106-662
 1985 -- Mark Dace, 53-108-762
 1986 -- Mark Dace, 104-186-1435
 1987 -- Tye Cottle, 54-98-767
 1988 -- Tye Cottle, 143-262-1960
 1989 -- Tye Cottle, 131-235-1677
 1990 -- Tye Cottle, 99-179-1189
 1991 -- Chris Hatcher, 81-150-1088
 1992 -- Chris Hatcher, 264-400-2548
 1993 -- Chris Hatcher, 335-471-3651
 1994 -- Chris Hatcher, 367-508-4076
 1995 -- Lance Funderburk, 356-544-3706
 1996 -- Lance Funderburk, 342-532-4226
 1997 -- Donnie Johnston, 83-155-924
 1998 -- Brandon Cowart, 109-240-1446
 1999 -- Kenn Barnett, 61-133-889
 2000 -- Dusty Bonner, 351-488-4126
 2001 -- Dusty Bonner, 298-425-4037

RECEIVING

1982 -- Carl Armstrong, 61-1028
 1983 -- Kelvin Sheppard, 22-388
 1984 -- Kevin Gray, 23-455
 1985 -- Darrien Teals, 33-448
 1986 -- Randy Fisher, 46-753
 1987 -- Randy Fisher, 36-585
 1988 -- Randy Fisher, 52-864
 1989 -- Randy Fisher, 51-690
 1990 -- Dexter Holiday, 25-393
 1991 -- Dexter Holiday, 23-375

RECEIVING CONT.

1992 -- Calvin Walker, 71-867
 1993 -- Calvin Walker, 82-944
 1994 -- Robert Williams, 86-1187
 1995 -- Sean Pender, 111-983
 1996 -- Rodney Brown, 61-1148
 1997 -- Mike Bowman, 43-728
 1998 -- Nikko Cooper, 35-581
 1999 -- Reggie Mosley, 24-384
 2000 -- Reggie Mosley, 67-1016
 2001 -- Reggie Mosley, 65-1063

SCORING

1982 -- WR Carl Armstrong, 48
 K Brad Bauer, 54
 1983 -- RB Tracy Soles, 48
 1984 -- K Keith Moore, 59
 1985 -- K Keith Moore, 59
 1986 -- WR Randy Fisher, 60
 1987 -- K Rodney Fulk, 44
 1988 -- K Jack McTyre, 58
 1989 -- K Jack McTyre, 33
 1990 -- RB Ramon Allen, 78
 1991 -- K Don Kelly, 59
 1992 -- FB Dominique Ross, 72
 1993 -- FB Dominique Ross, 78
 1994 -- WR Robert Williams, 126
 WR Stanley Flanders, 126
 1995 -- WR Rodney Brown, 54
 1996 -- WR Nikko Cooper, 86
 1997 -- WR Mike Bowman, 66
 1998 -- K James Lightfoot, 38
 1999 -- WR Carlos Hope, 42
 2000 -- RB Aaron Jenkins, 78
 TE C.J. Lofton, 78
 2001 -- RB Aaron Jenkins, 126

PUNTING

1982 -- Brad Bauer, 37.1 (L55)
 1983 -- Terry Mallory, 37.6 (L56)
 1984 -- Terry Mallory, 37.6 (L60)
 1985 -- Terry Mallory, 42.2 (L62)
 1986 -- Terry Mallory, 40.6 (L71)
 1987 -- Kevin Maddox, 35.6 (L49)
 1988 -- Mike McCullough, 34.9 (L49)
 1989 -- Mike McCullough, 36.1 (L52)
 1990 -- Brian Chestnutt, 35.8 (L52)
 1991 -- Chad Mosley, 40.6 (L64)
 1992 -- Chad Mosley, 36.4 (L53)
 1993 -- David Ashby, 39.4 (L55)
 1994 -- David Ashby, 40.4 (L64)
 1995 -- Wayne DeVane, 40.0 (L54)
 1996 -- Wayne DeVane, 38.1 (L65)
 1997 -- Wayne DeVane, 36.8 (L51)
 1998 -- Andy Gibbs, 35.7 (L72)
 1999 -- Kenn Barnett, 36.9 (L62)
 2000 -- Andy Gibbs, 38.9 (L60)
 2001 -- Brent Palma, 33.7 (L51)

PUNT RETURNS

1982 -- Jimmy Francis, 30-199 (6.6)
 1983 -- Derrick Harris, 24-155 (6.5)
 1984 -- Derrick Harris, 18-198 (11.0)
 1985 -- Jimmy Francis, 29-140 (4.8)
 1986 -- Randy Fisher, 23-205 (8.9)
 1987 -- Randy Fisher, 19-192 (10.1)
 1988 -- Edward Jackson, 10-100 (10.0)
 1989 -- Edward Jackson, 26-158 (6.1)
 1990 -- Deon Searcy, 15-124 (8.3)
 1991 -- Antonio Hill, 27-276 (10.2)
 1992 -- Antonio Hill, 18-110 (6.1)
 1993 -- Stanley Flanders, 18-200 (11.1)
 1994 -- Stanley Flanders, 13-158 (12.2)
 1995 -- Gary Goff, 8-31 (3.9)
 1996 -- Gary Goff, 20-64 (3.2)
 1997 -- Eric Doggett, 24-260 (10.8)
 1998 -- Eric Doggett, 28-359 (12.8)

PUNT RETURNS CONT.

1999 -- Eric Doggett, 32-452 (14.1)
 2000 -- Reggie Mosley, 25-224 (9.0)
 2001 -- Michael Greer, 16-91 (5.7)

KICKOFF RETURNS

1982 -- Kelvin Sheppard, 20-422 (21.1)
 1983 -- Derrick Harris, 21-610 (29.0)
 1984 -- Derrick Harris, 27-534 (19.8)
 1985 -- Donnie Harrell, 15-280 (18.7)
 1986 -- Derwin Whatley, 11-288 (26.2)
 1987 -- Clifford Scott, 16-435 (27.2)
 1988 -- Donnie Harrell, 11-258 (23.5)
 1989 -- Eric Luke, 15-307 (20.5)
 1990 -- Eric Luke, 10-201 (20.1)
 1991 -- Calvin Walker, 12-300 (25.0)
 1992 -- Calvin Walker, 8-182 (22.8)
 1993 -- Calvin Walker, 8-188 (23.5)
 1994 -- Billy Poole, 12-284 (23.7)
 1995 -- Chris Jackson, 12-235 (19.6)
 1996 -- Vontrell Mitchell, 17-436 (25.7)
 1997 -- Wendell Olden, 19-427 (22.5)
 1998 -- Eric Doggett, 12-280 (23.3)
 1999 -- Reggie Mosley, 11-303 (27.6)
 2000 -- Reggie Mosley, 29-522 (18.0)
 2001 -- Reggie Mosley, 22-522 (23.7)

INTERCEPTIONS

1982 -- Timmy Massey, 3-30
 Jimmy Francis, 3-28
 1983 -- Dallis Smith, 5-91
 1984 -- Jimmy Francis, 4-31
 1985 -- Jimmy Francis, 5-109
 1986 -- Dallis Smith, 9-53
 1987 -- Calvin Orr, 4-71
 1988 -- Deon Searcy, 5-11
 1989 -- Deon Searcy, 4-29
 1990 -- Derick McCant, 2-35
 1991 -- Chris Dupree, 5-45
 1992 -- Antonio Hill, 2-72
 Walt Foy, 2-28
 1993 -- Tony Hill, 3-36
 1994 -- Tony Hill, 2-33
 Marcus Johnson, 2-18
 1995 -- Cornelius Seymour, 2-97
 Albert Fanoga, 2-13
 1996 -- Austin Harmon, 4-3
 1997 -- Jerome Mills, 5-59
 1998 -- Terrell Battle, 3-37
 Vaughn Clark, 3-0
 1999 -- Tabious Carter, 2-56
 Shamonta Dean, 2-48
 Demeakey Williams, 2-0
 2000 -- Ced Dickerson, 4-77
 2001 -- Wesley Brown, 4-35

TACKLES-ASSISTS

1982 -- Cliff Fouty, 20-135=155
 1983 -- Lenny Parker, 47-76=123
 1984 -- Lenny Parker, 62-63=125
 1985 -- Jimmy Francis, 63-62=125
 1986 -- Jessie Tuggle, 42-87=129
 1987 -- Jimmy Brookins, 69-36=105
 1988 -- Jimmy Brookins, 73-52=125
 1989 -- Shaun Utley, 44-35=79
 1990 -- Freddie Richardson, 45-36=81
 1991 -- Chris Dupree, 33-39=72
 1992 -- Chris Dupree, 40-41=81
 1993 -- Erasmus Harvey, 39-41=80
 1994 -- Edward Mitchell, 55-44=99
 1995 -- Ryan Branch, 67-53=120
 1996 -- Jarmal Stevens, 56-46=102
 1997 -- Jesse Sutton, 43-62=105
 1998 -- Jesse Sutton, 43-67=110
 1999 -- Michael Williams, 42-46=88
 2000 -- Mike Fowler, 67-34=101
 2001 -- Ced Dickerson, 53-29=82



VALDOSTA STATE YEAR-BY-YEAR

1982 (5-5-1)

VSU	Opp
13.....Mississippi College	28
24.....Troy State	21
27.....Georgia Southern	27
13.....Central Florida	7
0.....Delta State	27
11.....Jacksonville State	43
36.....Albany State	13
7.....North Alabama	53
48.....Kentucky State	13
22.....West Alabama	21
29.....Georgia Southern	45
230	298

Coach: Jim Goodman
GSC Record: 2-4 (6th)

1983 (5-6-0)

VSU	Opp
3.....Mississippi College	26
12.....Troy State	13
14.....Savannah State	10
0.....Central Florida	20
16.....Delta State	24
11.....Jacksonville State	37
20.....West Georgia	13
0.....North Alabama	27
32.....Kentucky State	20
29.....West Alabama	14
34.....Georgia Southern	29
171	233

Coach: Jim Goodman
GSC Record: 2-5 (8th)

1984 (5-6-0)

VSU	Opp
49.....Clark	0
28.....Savannah State	7
38.....UT Martin	6
5.....Jacksonville State	12
12.....Troy State	27
17.....West Alabama	16
20.....West Georgia	13
8.....Georgia Southern	38
3.....Mississippi College	10
11.....Delta State	17
24.....North Alabama	35
215	181

Coach: Jim Goodman
GSC Record: 3-5 (6th)

1985 (5-6-0)

VSU	Opp
3.....Fort Valley State	17
27.....Kentucky State	0
31.....UT Martin	7
10.....Jacksonville State	12
3.....Troy State	10
5.....West Alabama	10
49.....West Georgia	12
19.....Bishop	2
7.....Mississippi College	28
39.....Delta State	20
0.....North Alabama	45
193	163

Coach: Jim Berryman
GSC Record: 3-5 (6th)

1986 (9-2)

VSU	Opp
17.....Fort Valley State	0
7.....Central Florida	10
49.....UT Martin	24
29.....Jacksonville State	25
10.....Troy State	45
17.....West Alabama	12
41.....West Georgia	26
21.....Savannah State	7
21.....Mississippi College	10
31.....Delta State	8
24.....North Alabama	7
267	174

Coach: Mike Cavan
GSC Record: 7-1 (2nd)

1987 (6-4)

VSU	Opp
21.....Fort Valley State	14
19.....West Alabama	9
24.....UT Martin	10
27.....Jacksonville State	10
7.....Troy State	44
49.....West Georgia	14
35.....Savannah State	16
12.....Mississippi College	20
21.....Delta State	24
16.....North Alabama	17
231	178

Coach: Mike Cavan
GSC Record: 4-4 (4th)

1988 (6-3-1)

VSU	Opp
14.....Fort Valley State	13
9.....UT Martin	13
21.....Jacksonville State	31
21.....Troy State	16
20.....West Alabama	7
17.....West Georgia	14
48.....Central Florida	19
21.....Mississippi College	31
28.....Delta State	28
35.....North Alabama	28
234	200

Coach: Mike Cavan
GSC Record: 4-3-1 (4th)

1989 (5-5)

VSU	Opp
10.....Georgia Southern	31
14.....Central Florida	35
35.....UT Martin	14
15.....Jacksonville State	17
20.....Troy State	14
17.....West Alabama	6
34.....West Georgia	16
3.....Mississippi College	32
16.....Delta State	24
24.....North Alabama	21
188	210

Coach: Mike Cavan
GSC Record: 5-3 (3rd)

1990 (5-5)

VSU	Opp
10.....Georgia Southern	17
28.....UT Martin	14
18.....Jacksonville State	17
22.....Troy State	20
46.....West Alabama	7
37.....West Georgia	2
22.....East Tennessee State	37
10.....Mississippi College	17
11.....Delta State	26
10.....North Alabama	26
214	183

Coach: Mike Cavan
GSC Record: 5-3 (4th)

1991 (6-3-1)

VSU	Opp
0.....Central Florida	12
7.....Fort Valley State	0
3.....Jacksonville State	24
14.....Troy State	20
20.....West Alabama	7
38.....West Georgia	37
59.....Lees-McRae	13
10.....Mississippi College	10
34.....Delta State	27
34.....North Alabama	17
219	167

Coach: Mike Cavan
GSC Record: 4-1-1 (2nd)

1992 (5-4-1)

VSU	Opp
13.....Georgia Southern	24
24.....Fort Valley State	17
6.....Jacksonville State	20
10.....Troy State	26
42.....West Alabama	15
28.....West Georgia	42
31.....American International	21
28.....Mississippi College	14
45.....Delta State	7
24.....North Alabama	24
251	210

Coach: Hal Mumme
GSC Record: 3-2-1 (2nd)





VALDOSTA STATE YEAR-BY-YEAR

1993 (8-3)

VSU	Opp
65.....Mount Senario.....	0
30.....Central Florida.....	35
49.....Fort Valley State.....	24
41.....Clark Atlanta.....	12
42.....West Alabama.....	13
68.....Tarleton State.....	10
16.....West Georgia.....	23
42.....Mississippi College.....	21
33.....Delta State.....	8
21.....North Alabama.....	31
42.....Henderson State.....	20
449	197

Coach: Hal Mumme
GSC Record: 5-2 (2nd)

1994 (11-2)

VSU	Opp
36.....Knoxville.....	0
31.....Central Florida.....	14
58.....Fort Valley State.....	6
63.....Clark Atlanta.....	6
63.....West Alabama.....	0
38.....New Haven.....	7
49.....West Georgia.....	33
24.....Mississippi College.....	7
57.....Delta State.....	10
21.....North Alabama.....	38
49.....Henderson State.....	7
14.....Albany State.....	7
24.....North Alabama.....	27
527	162

Coach: Hal Mumme
GSC Record: 6-1 (2nd)

1995 (6-5)

VSU	Opp
34.....Gardner-Webb.....	21
14.....North Dakota State.....	19
24.....Texas-El Paso.....	34
28.....Arkansas Tech.....	0
24.....Central Arkansas.....	30
27.....West Alabama.....	20
41.....St. Ambrose.....	0
37.....Delta State.....	19
9.....North Alabama.....	26
42.....Mississippi College.....	16
6.....West Georgia.....	44
286	229

Coach: Hal Mumme
GSC Record: 4-3 (5th)

1996 (10-3)

VSU	Opp
42.....Gardner-Webb.....	16
49.....Truman State.....	35
21.....Savannah State.....	7
43.....Arkansas Tech.....	26
34.....North Alabama.....	31
52.....Arkansas-Monticello.....	24
52.....West Alabama.....	16
42.....Southern Arkansas.....	0
28.....Delta State.....	34
63.....Central Arkansas.....	30
21.....West Georgia.....	42
38.....Albany State.....	28
19.....Carson-Newman.....	24
504	313

Coach: Hal Mumme
GSC Record: 6-2 (1st)

1997 (6-5)

VSU	Opp
26.....Georgia Southern.....	45
7.....Carson-Newman.....	28
10.....Fort Valley State.....	0
31.....Arkansas Tech.....	14
21.....North Alabama.....	0
58.....Arkansas-Monticello.....	14
33.....West Alabama.....	20
7.....Southern Arkansas.....	17
23.....Delta State.....	27
31.....Central Arkansas.....	22
21.....West Georgia.....	35
268	222

Coach: Mike Kelly
GSC Record: 5-3 (T-4th)

1998 (5-6)

VSU	Opp
20.....Albany State.....	10
14.....Fort Valley State.....	20
12.....Henderson State.....	8
17.....Delta State.....	20
31.....Arkansas Tech.....	24
19.....West Alabama.....	3
13.....Southern Arkansas.....	40
10.....Central Arkansas.....	17
50.....Arkansas-Monticello.....	10
7.....North Alabama.....	35
13.....West Georgia.....	26
206	213

Coach: Mike Kelly
GSC Record: 4-5 (5th)

1999 (4-7)

VSU	Opp
18.....Albany State.....	6
13.....Fort Valley State.....	24
39.....Henderson State.....	3
6.....Delta State.....	9
14.....Arkansas Tech.....	21
21.....West Alabama.....	19
14.....Southern Arkansas.....	28
33.....Central Arkansas.....	20
31.....Arkansas-Monticello.....	35
28.....North Alabama.....	31
16.....West Georgia.....	23
233	219

Coach: Mike Kelly*
GSC Record: 3-6 (6th)
*Mark Nelson was interim coach for final two games.

2000 (10-2)

VSU	Opp
42.....Albany State.....	6
46.....Fort Valley State.....	0
30.....Southern Arkansas.....	29
53.....Central Arkansas.....	20
56.....Henderson State.....	21
35.....Delta State.....	45
50.....Harding.....	39
50.....West Alabama.....	20
45.....North Alabama.....	21
49.....Ouachita Baptist.....	21
45.....West Georgia.....	35
12.....Delta State.....	49
513	310

Coach: Chris Hatcher
GSC Record: 8-1 (1st)

2001 (12-1)

VSU	Opp
41.....Albany State.....	6
42.....Fort Valley State.....	6
41.....Southern Arkansas.....	14
42.....Central Arkansas.....	34
59.....Henderson State.....	3
70.....Delta State.....	12
51.....Harding.....	17
56.....West Alabama.....	8
54.....North Alabama.....	7
56.....Ouachita Baptist.....	14
31.....West Georgia.....	6
40.....Fort Valley State.....	24
34.....Catawba.....	37
617	188

Coach: Chris Hatcher
GSC Record: 8-1 (1st)



VSU RECORD BOOK

INDIVIDUAL GAME

RUSHING

Most Rushes: 35, Ramon Allen vs. UT Martin, 1990
Most Yards: 263, Vontrell Mitchell vs. Central Arkansas, 1996
Most Yards Lost: 77, James Owens vs. Jacksonville State, 1982
Best Average: 22.5, Dominique Ross vs. West Alabama, 1994
Longest Run From Scrimmage: 93, Dominique Ross vs. West Alabama, 1994
Most Touchdowns: 4, Donnie Harrell vs. West Georgia, 1985; Michael Williams vs. West Georgia, 1986; Ramon Allen vs. UT Martin, 1990

PASSING

Most Attempted: 70, Lance Funderburk vs. West Georgia, 1995
Most Completed: 45, Chris Hatcher vs. West Georgia, Mississippi College, 1993
Most Consecutive Completions: 20, Chris Hatcher vs. New Haven, 1994*
Most Yards: 497, Dusty Bonner vs. Fort Valley State, 2001
Most Touchdowns: 7, Chris Hatcher vs. Clark Atlanta and Delta State, 1994; Dusty Bonner vs. Ouachita Baptist, 2000*
Best Percentage: .938, Lance Funderburk vs. Tarleton State (15-16), 1993*
Longest Reception: 90, Chris Hatcher to Calvin Walker vs. Central Florida, 1993
Most Had Intercepted: 5, Chris Hatcher vs. North Alabama, 1993
Most Without An Interception: 56, Chris Hatcher vs. Mississippi College, 1993

TOTAL OFFENSE

Most Plays: 74, Lance Funderburk vs. W. Georgia, 1995
Most Yards: 495, Dusty Bonner vs. Fort Valley State (-2R, 497P), 2001

SCORING

Most Points: 30, Aaron Jenkins vs. Ouachita Baptist, 2001
Most Touchdowns: 5, Aaron Jenkins vs. Ouachita Baptist, 2001
Most TDs Responsible For: 8, Dusty Bonner vs. Delta State (2 Rushing, 6 Passing), 2001
Most PATs Attempted: 10, Reid Bethea vs. Delta State, 2001
Most PATs Made: 10, Reid Bethea vs. Delta State, 2001
Most FGs Attempted: 4, Keith Moore vs. Georgia Southern, 1983, vs. North Alabama, 1984, vs. Kentucky State and Bishop, 1985; Jack McTyre vs. West Alabama, 1990; Don Kelly vs. Delta State, 1991
Most FGs Made: 4, Keith Moore vs. Bishop, 1985; Jack McTyre vs. West Alabama, 1990; Don Kelly vs. Delta State, 1991
Longest FG: 54, Keith Moore vs. Kentucky St., 1985
Most Points Kicking: 16, Jack McTyre vs. West Alabama, 1990

RECEIVING

Most Caught: 20, Sean Pender vs. Mississippi College, 1995*
Most Yards: 232, Reggie Mosley vs. W. Georgia, 2000
Most Touchdowns: 4, Darrien Teals vs. Central Florida, 1988; Stanley Flanders vs. Fort Valley State, Delta State, 1994

PUNTING

Most Punts: 11, Mike McCullough vs. Central Florida, 1989
Longest Punt: 72, Andy Gibbs vs. Delta State, 1998
Best Average: (min. 4 punts) 9-49.8, Terry Mallory vs. West Alabama, 1985

PUNT RETURNS

Most Returns: 7, Jimmy Francis vs. West Georgia, 1984; Tony Hill vs. Fort Valley State, 1991
Most Yards: 102, Eric Doggett vs. Henderson St., 1999
Longest for Touchdown: 59, Stanley Flanders vs. Clark Atlanta, 1994

KICKOFF RETURNS

Most Returns: 5, Kelvin Sheppard vs. N. Alabama, 1982; Derrick Harris vs. Georgia Southern, 1983
Most Yards: 147, Derrick Harris vs. Georgia Southern, 1983
Longest for Touchdown: 100, Aaron Jenkins vs. West Georgia, 2000

DEFENSE

Most Interceptions: 3, Jimmy Francis vs. Bishop, 1985
Most Yards Returned: 62, Jimmy Francis vs. Bishop, 1985
Most Total Tackles: 24, Ryan Branch vs. Texas-El Paso, 1995
Most Solo Tackles: 17, Jimmy Brookins vs. Mississippi College, 1988
Most Sacks: 4, Robert Morris vs. UT Martin, 1989; Richard Freeman vs. North Alabama, 1997
Most Assists: 18, Harvey Carter vs. Georgia Southern, 1982
Most Fumble Recoveries: 3, Anthony Newsome vs. Delta State, 1983

*Conference Record

INDIVIDUAL SEASON

RUSHING

Most Rushes: 256, Dominique Ross, 1994*
Most Yards: 1473, Dominique Ross, 1994
Most Yards Lost: 307, James Owens, 1982
Best Average: 7.3, Vontrell Mitchell, 1996 (186-1355)
Best Game Average: 113.3, Dominique Ross, 1994 (1473, 13 games)
Most Touchdowns: 13, Dominique Ross, 1993, 1994

PASSING

Most Attempted: 544, Lance Funderburk, 1995*
Most Completed: 367, Chris Hatcher, 1994*
Most Without an Interception: 177, Chris Hatcher, 1993*
Best Percentage: .722, Chris Hatcher, 1994*
Most Completions Per Game: 32.4, Lance Funderburk, 1995*
Most Yards: 4226, Lance Funderburk, 1996*
Most Yards Per Game: 343.8, Dusty Bonner, 2000
Most Touchdowns: 55, Chris Hatcher, 1994*; Dusty Bonner, 2000*
Most Had Intercepted: 15, Tye Cottle, 1989

TOTAL OFFENSE

Most Plays: 581, Lance Funderburk, 1995*
Most Yards: 4167, Lance Funderburk, 1996*
Most Yards Per Game: 330.4, Dusty Bonner, 2000

SCORING

Most Points: 126, Robert Williams, Stanley Flanders, 1994, Aaron Jenkins, 2001*
Most Touchdowns: 21, Robert Williams, Stanley Flanders, 1994, Aaron Jenkins, 2001*
Most TDs Responsible For: 56, Dusty Bonner, 2000 (55 passing)*
Most PATs Attempted: 84, Reid Bethea, 2001*
Most PATs Made: 79, Reid Bethea, 2001*
Most Consecutive PATs: 50, Vernon Loree, 1994
Most FGs Attempted: 23, Jack McTyre, 1990
Most FGs Made: 17, Jack McTyre, 1990
Most Points Kicking: 94, Reid Bethea, 2001

RECEIVING

Most Caught: 111, Sean Pender, 1995*
Most Yards: 1187, Robert Williams, 1994
Most Touchdowns: 21, Robert Williams, 1994*

PUNTING

Most Punts: 80, Andy Gibbs, 1998
Best Average: 42.2, Terry Mallory, 1985

PUNT RETURNS

Most Returns: 30, Jimmy Francis, 1982
Best Average: 12.8, Eric Doggett, 1998
Most Yards: 359, Eric Doggett, 1998

KICKOFF RETURNS

Most Returns: 29, Reggie Mosley, 2000
Best Average: 29.0, Derrick Harris, 1983
Most Yards: 610, Derrick Harris, 1983

DEFENSE

Most Interceptions: 9, Dallis Smith, 1986
Most Yards Returned: 109, Jimmy Francis, 1985
Most Total Tackles: 155, Cliff Fouty, 1982
Most Solo Tackles: 67, Ryan Branch, 1995
Most Assists: 135, Cliff Fouty, 1982
Most Sacks: 14, Antonio Edwards, 1990; Richard Freeman, 1997
Most Fumble Recoveries: 4, Erasmus Harvey, 1994

*Conference Record

INDIVIDUAL IN A CAREER

RUSHING

	ATT	YARDS	AVG.	TDs
Dominique Ross, 1992-94	576	3237	5.6	36
Ramon Allen, 1988-91	672	3071	4.6	26
Vontrell Mitchell, 1995-98	485	2655	5.5	11
Aaron Jenkins, 2000-A	271	2002	7.4	20
Donnie Harrell, 1985-88	407	1904	4.7	10
Eric Clark, 1985-88	292	1301	4.5	3
David Glisson, 1993-96	195	1191	6.1	8
Chad Tanner, 1990-92	244	1156	4.7	4
Henry Chubb, 1982-83	221	1143	5.2	5
Max Vickers, 1983-86	247	955	3.9	9
Michael Williams, 1985-86	194	898	5.5	8

PASSING

	COMP	ATT	YARDS	INT	TDs
Chris Hatcher, 91-94	1047	1529	11,363	39	121
Lance Funderburk, 92-96	731	1127	8192	27	67
Dusty Bonner, 2000-01	649	913	8163	22	107
Tye Cottle, 87-90	427	774	5593	47	50
Mark Dace, 84-87	241	477	3459	36	25
James Owens, 82	169	339	2258	14	15
Terry Mallory, 83-86	77	186	1227	14	8

TOTAL OFFENSE

	PLAYS	RUSH	PASS	TOTAL	TD
Chris Hatcher, 91-94	1642	-339	11,363	11,024	125
Dusty Bonner, 2000-01	1003	-163	8163	8000	111
Lance Funderburk, 92-96	1206	-232	8192	7960	75
Tye Cottle, 87-90	1034	-44	5593	5549	57
Mark Dace, 84-87	850	606	3459	4065	35
Dominique Ross, 92-94	576	3237	0	3237	36
Ramon Allen, 88-91	675	3071	4	3075	27
Vontrell Mitchell, 95-98	487	2655	38	2693	12
James Owens, 82	402	-16	2258	2096	15
Aaron Jenkins, 2000-A	271	2002	0	2002	20

SCORING

	TD	FG	PAT	PTS
Dominique Ross, 1992-94	38	0	0	228
Reggie Mosley, 1999-A	34	0	1	206
Aaron Jenkins, 2000-A	34	0	0	204
Keith Moore, 1983-86	0	32	76	202
Robert Williams, 1991-94	31	0	0	186
Vernon Loree, 1993-95	0	18	132	186
Stanley Flanders, 1993-94	30	0	0	180
Ramon Allen, 1988-91	28	0	1	170
Jack McTyre, 1988-90	0	34	57	159
C. J. Lofton, 1999-A	26	0	1	158
Randy Fisher, 1986-89	26	0	0	156
Vernon Loree, 1993-95	0	12	112	148
Rodney Brown, 1995-96	22	0	0	132
Don Kelly, 1990-92	0	22	61	127
Tracy Soles, 1982-83	16	0	0	96
Darrien Teals, 1985-88	16	0	0	96
Reid Bethea, 2001	0	5	79	94
Calvin Walker, 1990-93	15	0	0	90



VSU RECORD BOOK

RECEIVING	CATCHES	YARDS	TDs
Sean Pender, 1992-96	247*	2072	9
Randy Fisher, 1986-89	185	2892	26
Robert Williams, 1991-94	185	2726	31
Steve Greer, 1991-94	179	2025	13
Calvin Walker, 1990-93	167	2026	15
Reggie Mosley, 1999-A	156	2443	33
C.J. Lofton, 1999-A	151	1811	26
Carlos Johnson, 2000-01	108	1519	13
Darrien Teals, 1985-88	105	1650	16
Stanley Flanders, 1993-94	101	1581	29
Rodney Brown, 1995-96	95	1636	20
Tirrell Andrews, 1994-96	94	1280	4
Blake Duncan, 1989-93	92	749	9
Angelo Williams, 1992-95	87	708	9
Aaron Jenkins, 2000-A	80	870	13
Dexter Holiday, 1989-91	67	1170	9
Nikko Cooper, 1996	63	865	14
Carl Armstrong, 1982	61	1028	8

PUNTING	PUNTS	YARDS	AVG.
David Ashby, 1993-94	62	2476	39.9
Terry Mallory, 1983-86	272	10,732	39.5
Wayne DeVane, 1995-97	134	5119	38.2
Chad Mosley, 1991-92	72	2735	38.0
Brad Bauer, 1982-84	63	2341	37.2
Kenn Barnett, 1999-A	62	2289	36.9
Andy Gibbs, 1998, 2000	118	4331	36.7
Brian Chestnutt, 1989-1991	68	2442	35.9

PUNT RETURNS	RETURNS	YARDS	AVG.
Eric Doggett, 1997-99	84	1071	12.8
Stanley Flanders, 1993-94	31	358	11.5
Randy Fisher, 1986-89	56	473	8.4
Jimmy Francis, 1982-85	84	473	5.6
Derrick Harris, 1983-84	42	353	8.4

KICKOFF RETURNS	RETURNS	YARDS	AVG.
Reggie Mosley, 1999-A	62	1347	21.7
Derrick Harris, 1983-84	48	1144	23.8
Eric Doggett, 1997-99	27	612	22.7
Donnie Harrell, 1985-88	27	566	21.0
Kelvin Sheppard, 1982-83	28	556	19.9
Wendell Olden, 1997	19	427	22.5

KICK SCORING	PAT A/M	FG A/M	PTS
Keith Moore, 1983-86	83-76	65-42	202
Vernon Loree, 1993-95	141-132	24-18	186
Jack McTyre, 1988-90	58-57	45-34	159
Don Kelly, 1990-92	62-61	35-22	127
Reid Bethea 2001	84-79	10-5	94
James Lightfoot, 1997-98	55-49	20-11	82
Jason Guzzardo, 2000	68-57	8-5	72
Todd Douthit, 1996	45-37	6-4	49
Brad Bauer, 1982-84	27-24	14-8	48

INTERCEPTIONS	NO.	YARDS	TDs
Dallis Smith, 1983-86	21	209	0
Jimmy Francis, 1982-85	14	160	0
Calvin Orr, 1986-89	10	172	0
Deon Searcy, 1987-90	12	73	0

SACKS	NO.
Andre Hampton, 1992-94	36
Antonio Edwards, 1990-93	34

TEAM GAME

RUSHING

Most Rushes: 75 vs. Arkansas Tech, 1999
 Most Yards: 391 vs. Arkansas Tech, 1999
 Most Yards Lost: 103 vs. North Alabama, 1984
 Best Average: 13.4 vs. West Alabama, 1994
 Most Touchdowns: 6 vs. Lees-McRae, 1991

PASSING

Most Attempted: 70 vs. West Georgia, 1995
 Most Completed: 52 vs. St. Ambrose, 1995
 Most Yards: 508 vs. St. Ambrose, 1995
 Most Touchdowns: 7 vs. Tarleton State, 1993; Clark Atlanta, Delta State, 1994
 Best Percentage: .886 vs. New Haven (39-44), 1994
 Most Had Intercepted: 7 vs. Fort Valley State, 1985
 Most Without An Interception: 56 vs. Mississippi College, 1993

TOTAL OFFENSE

Most Plays: 97 vs. Arkansas Tech, 1999
 Most Yards: 659 vs. North Alabama (315R, 344P), 2001

SCORING

Most Points: 70 vs. Delta State, 2001
 Most Touchdowns: 10 vs. Tarleton State, 1993, Delta State, 2001

Most PATs Attempted: 10 vs. Tarleton State, 1993, Delta State, 2001

Most PATs Made: 10 vs. Delta State, 2001
 Most FGs Attempted: 4 vs. Georgia Southern, 1983; vs. N. Alabama, 1984; vs. Kentucky St. and Bishop, 1985, vs. W. Alabama, 1990, vs. Delta State, 1991
 Most FGs Made: 4 vs. Bishop, 1985; vs. W. Alabama, 1990; vs. Delta State, 1991
 Most Points Kicking: 16 vs. W. Alabama, 1990

PUNTING

Most Punts: 11 vs. Central Florida, 1989
 Best Average: (min. 4 punts) 9-49.8 vs. W. Alabama, 1985

PUNT RETURNS

Most Returns: 10 vs. W. Alabama, 1984
 Most Yards: 117 vs. Henderson State, 1999
 Longest for Touchdown: 59 vs. Clark Atlanta, 1994

KICKOFF RETURNS

Most Returns: 6 vs. North Alabama, 1982; vs. Troy State, Georgia Southern, 1984; West Georgia, 1995
 Most Yards: 147 vs. Georgia Southern, 1983
 Longest for Touchdown: 99 vs. West Alabama, 1994

FIRST DOWNS

Most Total: 39 vs. West Alabama, 1996
 Most Rushing: 26 vs. Arkansas Tech, 1999
 Most Passing: 26 vs. St. Ambrose, 1995
 Most by Penalty: 6 vs. Delta State, 1994; West Alabama, 1996

PENALTIES

Most Penalties: 19 vs. Arkansas-Monticello, 1997
 Fewest Penalties: 1 vs. Troy State, 1984; vs. North Alabama, 1985
 Most Yards: 170 vs. Albany State, 1999
 Fewest Yards: 5 vs. Troy State, 1984; vs. North Alabama, 1985

FUMBLES

Most: 7 vs. North Alabama, 1983
 Most Lost: 5 vs. N. Alabama, 1983; vs. W. Georgia, 1985

DEFENSE

Most Interceptions: 6 vs. UT-Martin, 1986; vs. Arkansas-Monticello, 1998
 Most Yards Returned: 117 vs. W. Alabama, 1990
 Most Fumbles Recovered: 7 vs. Savannah State, 1984
 Most Yards Rushing: 545 vs. North Alabama, 1982
 Most Yards Passing: 437 vs. Central Florida, 1993
 Fewest Yards Rushing: minus 29 vs. Central Florida, 1988
 Fewest Yards Passing: 3 vs. West Alabama, 2000
 Fewest Yards Total: 22 vs. Mount Senario, 1993
 Most Sacks: 7 vs. Fort Valley State, Arkansas Tech, 1997, Arkansas Tech, 1998, Fort Valley State, 1999

TEAM SEASON

RUSHING

Most Rushes: 545, 1985
 Most Net Yards: 2278, 2001
 Most Yards Lost: 550, 1984
 Best Average Per Carry: 5.8, 2001
 Best Average Per Game: 182.3, 1987
 Most Touchdowns: 28, 1996

PASSING

Most Attempted: 594, 1994*
 Most Completed: 409, 1994*
 Most Yards: 4389, 1994*
 Average Yards Gained Per Game: 363.4, 2000
 Best Average Per Completion: 14.9, 1983
 Most Had Intercepted: 23, 1984
 Most Without An Interception: 177, 1993
 Most Touchdowns: 56, 2001*

TOTAL OFFENSE

Most Plays: 964, 1994
 Most Yards: 6634, 2001
 Best Average: 510.3, 2001

SCORING

Most Points: 617, 2001*
 Most Touchdowns: 86, 2001*
 Most PATs Attempted: 85, 2001*
 Most PATs Made: 80, 2001*
 Most FGs Attempted: 23, 1990
 Most FGs Made: 17, 1990
 Most 2-Point PATs Attempted: 7, 1995, 1996
 Most 2-Point PATs Made: 5, 1984

PUNTING

Most Punts: 85, 1998
 Best Average: 40.6, 1985

PUNT RETURNS

Most Returns: 40, 1984
 Most Yards: 386, 1998
 Best Average: 11.7, 1994

KICKOFF RETURNS

Most Returns: 50, 2000
 Most Yards: 961, 2000
 Best Average: 24.8, 1987

FIRST DOWNS

Most Total: 328, 2001
 Most Rushing: 125, 2001
 Most Passing: 191, 2000*
 Most by Penalty: 31, 1996

PENALTIES

Most Penalties: 130, 1994
 Fewest Penalties: 48, 1987
 Most Yards: 1160, 1994
 Fewest Yards: 383, 1987

FUMBLES

Most: 40, 1984
 Most Lost: 21, 1983
 Fewest: 14, 1995
 Fewest Lost: 8, 1993, 1995

DEFENSE

Fewest Points Allowed: 162, 1994
 Most Points Allowed: 313, 1996
 Most Interceptions: 32, 1986*
 Most Yards Returned: 311, 1987
 Most Fumbles Recovered: 24, 1984
 Fewest Yards Rushing Allowed: 1228, 1986
 Most Yards Rushing Allowed: 2664, 1982
 Fewest Yards Passing Allowed: 1100, 1998
 Most Yards Passing Allowed: 2236, 1996
 Fewest Yards Total Allowed: 2807, 1990
 Most Yards Total Allowed: 4395, 1982
 Takeaway-Giveaway: plus 19, 1986
 Most Sacks: 42, 1994

*Conference Record



BLAZER LETTERMEN

- A -

Ashley Abrams, DB	1982
Marlin Adams, LB	2000-01
Howard Akers, WR	1987-88
Matt Alexander, OT	1990-91
Jody Allen, DE	1982
Ramon Allen, RB	1988-91
Steve Allen, OT	1982
Tony Allen, RB	1985
Greg Alley, OG	1982-83
Kelvin Anderson, WR	1993
Tirrell Andrews, WR	1994-96
Carl Armstrong, WR	1982
Cary Arneson, DB	1982
David Ashby, P	1993-94
Eddie Ashley, RB	1990
Eugene Autry, DB	1993-94

- B -

Keith Backstrom, LB	1988-89
Darryl Baker, LB	1999-01
Desmon Baker, DE	1995-96
Mike Baldwin, DB	1990
Bryan Banks, OT	1984-87
David Banks, TE	1992-94
Tony Barnes, LB	1999-00
Kenn Barnett, QB/P	1999
Rodrigus Bartell, WR	1986
Bo Barzilauskas, DL	1999
Terrell Battle, DB	1996-98
Brad Bauer, K	1982-84
Marc Beach, WR	1991-92
Reid Bethea, K	2001
Pernell Bee, RB	1983
Anthony Beedles, DB	1999
Travis Bembry, DB	1992
Mike Berry, DL	1992-94
Jason Birt, DB	1994
Andy Bishop, K	1998-2001
Stacey Blake, OT	1982-83
Andy Blanchard, LB	1984-86
Jeremiah Blount, RB	1987
Oliver Blount, DT	1985-86
Steve Bodi, DE	1983-84
Erik Boland, OG	2001
Elson Bolar, DT	1983-84
Keith Bonnell, OT	1983-85
Dusty Bonner, QB	2000-01
Bobby Booker, LB	1987-89
Abram Booty, WR	2001
Shawn Bostick, C	1990-93
Mike Bowman, WR	1996-97
Robert Boyette, DL	1982
Keith Braddock, DB	1993-94
Delrick Bradley, DB	1999-00
Ryan Branch, LB	1993-96
Shawn Brannen, OT	1993-94
Derek Braxton, DB	1998-01
Michael Brenton, OG	1987-90




RAMON ALLEN, RB



TIRRELL ANDREWS, WR



DESMON BAKER, DE



BRYAN BANKS, OT



BRAD BAUER, K



KEITH BRADDOCK, DB



RYAN BRANCH, LB

Joey Brett, QB	1991
Milon Brezial, DB	2000-01
Lardell Brinson, WR	1994, 1996
Terrence Brisbon, RB	1984
Jason Brock, OG	1989
Charles Brooks, DT	1985
Adam Brown, DL	1999, 2001
Arthell Brown, DB	2000-01
Carlos Brown, FB	1996
Rodney Brown, WR	1995-96
Wesley Brown, DB	2000-01

- C -

Rod Callaway, DT	1987-90
Bret Calzaretta, LB	1982
Cedric Campbell, RB	1984
Vince Capece, LB	1983-85
Xavier Carrington, DL	2001
Harvey Carter, DL	1982
Tabious Carter, DB	1999-01
Mark Catano, OT	1982-83
Dean Chandler, DT	1996
Greg Chapman, OG	1999-00
Darryl Cherry, OG	1994
Brian Chestnutt, P	1989-91
Mike Christopher, RB	1999-00
Henry Chubb, RB	1982-83
Eric Clark, RB	1985-88
Josten Clark, C	1991-94
Tommy Clark, C	1990-92, 1994
Vaughn Clark, DB	1996-99
Julanda Clayton, DB	1995-96
Reggie Cockerm, LB	1997, 1999-01
Cary Cody, WR	1982, 1984-86
Jay Coley, WR	1982
Keith Cooksey, WR	1993, 1995-97
Greg Cooper, RB	1998-00
Nikko Cooper, WR	1996, 1998
Marcus Copeland, FB	1987-90
Roger Copeland, LB	1987
Jeff Corley, DS	1999-01
Jason Cost, LB	2001
Tye Cottle, QB	1987-90
Vic Crawford, DB	1984
Elkannah Crockett, DB	1982
Nathan Cronin, QB	1997-99
Kevin Crosby, FB	1992

- D -

Mark Dace, QB	1987-87
Rod Dalton, WR	2000
J.D. Daniels, WR	1982
Chris Davenport, LB	1989-90
Calvin Davis, LB	1990
Kelvin Davis, DT	1988
Mike Davis, WR	1994-95
Reginald Davis, WR	1988-91
Rick Davis, QB	1982
Shamonta Dean, DB	1999-01



JIMMY BROOKINS, LB



HENRY CHUBB, RB



CARY CODY, WR




TYE COTTLE, QB



REGINALD DAVIS, RB



WAYNE DEVANE, P



RANDY FISHER, WR

Fran Delaney, DS	1988-89
Jamie Deloach, QB	1992-95
Wayne DeVane, P	1994-97
Richard DeWees, LB	1989
Ced Dickerson, DB	1999-01
Jerry Dillard, K	1993
Shaunta Dismuke, DB	1999, 2001
Derek Dixon, DB	1997-98
Dustin Dodson, C	2001
Eric Doggett, WR	1997-99
Artie Dovers, OG	1982
Derek Dragon, DB	1999
Todd Douthit, K	1995-96
Jody Dowda, OT	1990-91
Blake Duncan, FB	1989-91, 1993
Chuck Dunmon, OT	1982-85
Chris Dupree, DB	1989-91

- E -

John Eaton, OG	1982
Antonio Edwards, DE	1989-92
Kewon Edwards, LB	1999
Rodney Edwards, DB	2001
Bill Epps, OG	1997-98, 2000-01

- F -

Albert Fanoga, DB	1995
Leon Farmer, LB	1985
Ken Fasnacht, WR	1983
Buster Faulkner, QB	2001
Eric Faulkner, DE	1984-87
Matt Fiorelli, DE	1992-95
Randy Fisher, WR	1986-89
Mike Fitzpatrick, WR	1990
Stanley Flanders, WR	1993-94
Tim Fleming, OG	1993
Steve Foote, C	1994-95
Reggie Ford, WR	1982
Cliff Fouty, LB	1982-83
Mike Fowler, LB	1999-01
David Fox, DE	1996-98
Walt Foy, DB	1991-94
Jimmy Francis, DB	1982-85
Travis Francis, RB	1999-00
Richard Freeman, DE	1996-97
Dennis Fryzel, WR	1997-98, 2000-01
Rodney Fulk, K	1987
J.T. Fuller, LB	1996-99
Darrell Funderburk, QB	1985-88
Lance Funderburk, QB	1992-93, 1995-96

- G -

Cedric Gantt, DL	1986
Doug Garrity, DL	2001
Chris Gaston, LB	1997
Bert Gelis, DL	1985-88
Tommy George, DL	1999
Andy Gibbs, P	1998, 00
Erik Gibson, WR	1997-98



BLAZER LETTERMEN


James Gibson, DL 1983-86
 Mike Gibson, DB 1993-95
 David Gilyard, LB 1982
 Kris Gingrow, OL 1995-97
 John Gladden, LB 1990-92
 Jeff Glazer, DB 1998
 David Glisson, RB 1993, 1995
 Gary Goff, WR 1995-96
 Keith Gosse, OG 1999-01
 Chad Grabowski, DE 1998-99
 Matt Grabowski, WR 1998
 John Gray, DL 1982-83
 Kevin Gray, WR 1984
 Shadrick Green, TE 1993
 Jeff Greer, DE 1995-96
 Michael Greer, WR 2001
 Steve Greer, WR 1991-94
 Lewis Grier, QB/WR 1999-00
 Steve Griffin, QB 1982-83
 Ryan Grubbs, LB 1984
 John Gulyas, OT 1997-99
 Jason Guzzardo, K 2000

- H -


Jack Hall, DE 1996
 Paul Hall, LB 1990-91
 Stanley Hall, RB 1989-90
 Todd Hall, C 1996
 Wayne Hamm, TE 1982-84
 Andre Hampton, DE 1992-94
 Dennis Hampton, DE 1993
 Roshod Hampton, DL 2001
 Jeff Hanton, DB 1982-83, 1985-86
 Rico Harley, OT 1999-00
 Austin Harmon, DB 1996-98
 Donnie Harrell, RB 1985-88
 Bryce Harrington, K 2001
 Derrick Harris, DB 1983-84
 Jonathan Harris, TE 1992-94
 Dwayne Hart, DB 1987-90
 Erasmus Harvey, LB 1991-94
 Chris Hatcher, QB 1991-94
 Ross Hawthorne, LB 2000-01
 Ashley Henderson, OG 2000-01
 Mike Henry, C 1983-84
 Chester Hightower, LB 1986
 Derrick Hill, DE 2000
 Tony Hill, DB 1991-94
 John Hinson, DL 1992-94
 John Hobdy, QB 2000
 Craig Hodge, DL 1999
 Rory Hogan, DL 1997-00
 Dexter Holiday, WR 1986, 1989-91
 Mendez Hollis, DB 1997-99
 Cedric Holton, DB 1998
 Jimmy Holton, OG 1987
 Jeff Hooks, LB 1985-86
 Carlos Hope, WR 1995, 1997-99
 Averil Houston, DB 1995



TOMMY HILL, DB



DEXTER HOLIDAY, WR



JEROME JACKSON, RB



KEITH JONES, TE



MAURICE JORDAN, DT



JAMES LOCKHART, LB



VERNON LOREE, K

Bo Houston, OG 1990-91
 Greg Hoven, WR 1984-85
 Torrey Howard, OG 2001
 James Hubbard, OG, NG 1992-95
 Doug Hunter, QB 1983-85
 Chance Hutto, OT 2001

- J -

Chris Jackson, CB 1995
 Edward Jackson, DB 1987-89
 Jerome Jackson, RB 1982-83, 1986
 Stonewall Jackson, RB 1985
 Eric Jarvis, C 1982-83
 Willie Jefferson, LB 1983
 Jason Jelks, DB 1993-95
 Aaron Jenkins, RB 2000-01
 Kenny Jennings, DB 1983-84
 Brandon Jernigan, OL 1996-97
 Carlos Johnson, WR 2000-01
 Casey Johnson, DE 1990
 Chris Johnson, DE 1998-01
 Emanuel Johnson, DL 1993-94
 Marcus Johnson, DB 1991-94
 Tommy Johnson, DE 1994-95
 Donnie Johnston, QB 1995-98
 Barry Jones, FB 1992-93
 Keith Jones, TE 1986-89
 Maurice Jordan, DL 1986-89
 Tyrone Jordan, WR 2000
 Dominic June, LB 1997-98

- K -

Don Kelly, K 1990-92
 John Kenny, OL, DL 1989-91
 Jason King, OT 1998-01
 Jimmy King, TE 1993-94
 Scott Klees, QB 1990
 York Kurinsky, OL 1992-93

- L -

Trevor Lansford, RB 1994
 Lance Laskey, TE 1988
 Mike Laussen, DL 1995
 Mark Lawson, LB 1982-84
 Michael Leslie, RB 2001
 Tauese Letuli, OL 1994-95
 Archie Lewis, DB 1994
 James Lightfoot, K 1997-98
 Ray Lloyd, C 1983-86
 James Lockhart, LB 1993-96
 C.J. Lofton, TE 1999-01
 Scott Long, TE 1989-91
 Scottie Long, LB 1986
 Stan Long, OG 1983
 Vernon Loree, K 1993-95
 Mikeal Lovejoy, DB 1986-88
 Eric Luke, DB 1988-91
 Jeremy Lundy, OL 1994-96
 Marcellas Lyles, DE 1997, 1999



HAROLD McCLAIN, DT



JAMES McCRAE, TE



JACK McTYRE, K



EDWARD MITCHELL, LB



SCOTT MOWRY, LB



MATT MOORE, OL



FELISE MUAI, OL

Fatari Lyons, DE 2001

- M -

George Mackey, DE 1982
 Kevin Maddox, P 1987
 Pat Magennis, OL 1995
 Terry Mallory, QB-P 1983-86
 Brad Martin, WR 1983
 Derryl Mason, WR 1983-84
 Timmy Massey, DB 1982-85
 William Massey, RB 1985
 Octavio Matamoros, OG 1992
 Alvoid Mays, DB 1984
 Mike McBride, RB 1982
 Paul McCall, K 1996-97
 Derick McCant, DB 1989-91
 Harold McClain, DL 1989-92
 Wade McCool, OG 1999
 Ryan McCormick, TE 1995
 Clint McCrory, DL 1982
 Mike McCullough, P 1988-89
 Kelvin McDavis, OT 2001
 Deon McGhee, DE 1999-01
 Alex McKinnie, RB 1982-83
 Drew McPhail, OL 1994-96
 James McRae, TE 1986-87
 Jack McTyre, K 1988-90
 Danny Metcalf, LB 1987-88, 1990
 Keith Miles, DE 1987
 Vic Miller, LB 1999-00
 Jerome Mills, DB 1996-97
 Herbert Mingo, RB 1991
 Charles Mitchell, LB 1984-86
 Edward Mitchell, LB 1993-94
 Rob Mitchell, WR 1983
 Vontrell Mitchell, RB 1995-98
 Clifton Montgomery, RB 1984
 Donald Monts, OG 1982
 Demetrick Moore, DB 2001
 Harvey Moore, OL 1996, 2000
 Keith Moore, K 1983-86
 Matt Moore, OL 1991-94
 Robert Morris, DE 1986-89
 Gary Morton, DB 1992
 Chad Mosley, P 1991-92
 Jackson Mosley, DB 1982
 Reggie Mosley, WR 1999-01
 Scott Mowry, LB 1985-88
 Felise Muai, OL 1995-96
 Matt Mumme, QB 1994, 1996
 Tony Murphy, LB 1987
 Darrell Mydell, DB 1993-94

- N -

J.R. Neal, OT 2000-01
 Tremaine Neal, LB 1997-98
 Carlton Nelson, RB 1996-97
 Clay NeSmith, DL 1986
 Anthony Newsome, DE 1983



BLAZER LETTERMEN

David Niemeyer, DL 1982
 John Norris, OT 1984-87
 Alberto Nurse, LB 1995-98

- O -

Alex Oakes, LB 1988
 Sammy Ogletree, LB 1999
 Wendell Olden, RB 1997
 Calvin Orr, DB 1986-89
 Willie Osborn, WR 1989
 Will O'Steen, C 1988-91
 James Owens, QB 1982

- P -

Brent Palma, P 2001
 Ted Palmer, DS 1988-90
 Josh Parker, DL 1997
 Lenny Parker, LB 1983-84
 Michael Parker, OT 1987-90
 George Parsons, LB 1992-93
 Tully Payne, C 1998-01
 Sean Pender, WR 1992-93, 1995-96
 Buddy Phillips, OT 1987-88
 Desmond Phillips, WR 1995
 Larry Pividal, TE 1982
 Alan Pohalski, DL 1982
 Anthony Poole, DT 2000-01
 Billy Poole, RB 1993-94
 Richard Popkin, OT 1992
 Eric Porter, LB 1988
 Patrick Prewitt, QB 1997
 Sammie Price, DL 1985
 Don Pumphrey, OT 1984-85

- R -

Ryan Rackley, DB 2000-01
 Todd Ragle, DE 2001
 Jerry Randall, DL 1984-85
 Andre Randle, DL 1993-94
 Jessie Randle, DB 1990
 Buddy Ratledge, OT 1983-85
 Jason Ray, OL 1997
 Marcus Ray, RB 1997-00
 Ben Reaves, TE 1983-86
 Charles Reddick, DL 1987-88
 Keith Reddings, DE 1983-86
 Quinton Reed, DB 1983-84
 Jack Reeves, DE 1992
 Robert Renfro, DL 1983-84
 Luis Reveiz, K 1983
 Jason Richards, OL 1990
 Freddie Richardson, LB 1990
 Rodney Rigdon, DE 1994
 Andrew Riley, TE 2000-01
 Rusty Rivers, OG 1984
 Reggie Rhodes, DT 2001
 Barry Roberson, LB 1989-91
 Julian Roberts, DE 1996
 Joe Robinson, WR 1999



WILL O'STEEN, C



LENNY PARKER, LB




SEAN PENDER, WR



BEN REAVES, TE



CLIFFORD SCOTT, SS



DALLIS SMITH, DB



DARRIEN TEALS, WR


Tyrone Rogers, RB 1991
 Dominique Ross, FB 1992-94
 Lee Rourke, LB 1983
 John Royal, LB 1987

- S -

Kevin Sams, DB 1997
 Homer Sanders, WR 1983
 Shaun Sanders, DL 1999-00
 Drew Sauls, WR 1984-85
 Mike Scantling, TE 1983
 Richard Schilie, TE 1983
 Clifford Scott, DB 1987-90
 Deon Searcy, DB 1987-90
 Mike Sellars, C 1986-87
 Brock Sellers, C 1982
 Cornelius Seymour, LB 1994-95
 Andy Sharpless, OG 1982-84
 Kelvin Sheppard, WR 1982-83
 Jimbo Shubert, LB 1996-98
 Pete Shutters, DL 1982-83
 Dean Siegel, DE 1984-85
 James Sirmans, LB 1993-94
 Steve Skeen, TE 2001
 Albert Smith, RB 1984, 1987
 Anthony Smith, LB 1983
 Dallis Smith, DB 1983-86
 Dennis Smith, DB 1983-86
 Dewayne Smith, DT 2001
 Jerome Smith, DE 1983
 Larry Smith, WR 2000
 Tavaris Smith, LB 1995-96
 Terry Smith, DB 1994-96
 Tracy Soles, RB 1982-83
 Antonio Speed, LB 1995, 1997-99
 Chuck Stamey, OT 1990-93
 Jarmal Stevens, DB 1994-97
 Dan Strickland, DT 1983-86
 James Strickland, C 1982
 Mel Stripling, OT 1982
 Ryan Sulkowski, C 1996-98
 Roger Sullivan, OL 1996
 Jesse Sutton, LB 1995-98
 Ricky Sutton, DL 1982
 R.D. Swain, OG 1983-86
 Ricky Swales, DE 1990

- T -

Greg Talley, DE 1992
 Chad Tanner, RB 1990-92
 Lee Tarpley, TE 2000-01
 Darrell Tarver, DE 1986-89
 Brad Tate, LB 1992
 Larry Tatum, C 1984
 Hunter Taylor, DL 1997
 John Taylor, TE 1996-97
 Darrien Teals, WR 1985-88
 Freddie Thomas, LB 1984-85
 Curtis Thompson, LB 1983



SHAWN UTLEY, LB



MAX VICKERS, FB



CALVIN WALKER, WR



MARCUS WALKER, DT



JAY WALLS, DL



COREY WEED, TE/DE



RANDY WILLIAMS, C

Hugh Thompson, QB 1982
 Jay Thompson, OG 1996-97
 Anthony Thornton, DL 1990-91
 Gary Thornton, DB 1990-91
 Brad Trout, DB 1993-94, 1996-97
 Tony Troutman, OG 2000-01
 Jessie Tuggle, LB 1983-86
 Mike Tuggle, OG 1991
 John Turley, DE 1984
 Darren Turner, DL 1991
 Marquis Turner, DB 2000-01
 Sandy Turner, DB 2001
 Terry Turner, DL 1995-98

- U -

Artie Ulmer, DL 1996
 Shawn Utley, LB 1989

- V -

Arto Vartanian, DT 1997-98
 Jason Vaughan, QB 1997
 Max Vickers, FB 1983-86

- W -


Calvin Walker, WR 1990-93
 Marcus Walker, DL 1989-92
 Reggie Walker, RB 1992-94
 Jay Walls, DL 1983-85
 Charles Walsh, OT 1992-94
 Geoff Walters, TE 1984-85
 Emmett Watkins, LB 1984-87
 Zim Watters, DL 1986
 Arthur Webb, WR 1984
 Corey Weed, TE-DE 1995-96
 Kelly Wells, OT 1988-90
 Tony Wesley, RB 2000-01
 Regional West, DE 1992-93
 Derwin Whatley, DB 1986
 Robert Wheeler, TE 1989
 Billy White, RB 1994
 David White, LB 1988
 Bill Wilhelm, TE 1983-86
 Angelo Williams, WR 1992, 1994-95
 David Williams, TE 1982
 Demeakey Williams, DB 1997-00
 Fitzgerald Williams, DB 1985-86
 Lamar Williams, DE 1996
 Michael Williams, RB 1985-86
 Mike Williams, RB 1984
 Michael Williams, LB 1997-99
 Randy Williams, C 1988-89
 Robert Williams, WR 1991-94
 Rod Williams, OT 1982
 Shay Williams, DL 1992-94
 Wilbur Williams, RB 1984-85
 Winston Williams, WR 1997-99
 Hershel Wooten, DL 1985-86
 Nekeyma Wright, WR 2000-01



VSU GOES PRO




MARK CATANO
Pittsburgh



ERASMUS HARVEY
Winnipeg



ANTONIO EDWARDS
Carolina




LANCE FUNDERBURK
Montreal



RICHARD FREEMAN
Atlanta



RANDY FISHER
New Orleans



DUSTY BONNER Atlanta



CARLOS JOHNSON
Philadelphia



JESSIE TUGGLE
Atlanta



MIKE BOWMAN
Green Bay



ARTIE ULMER
Atlanta



BRAD TROUT
Atlanta



ROBERT WILLIAMS
Kansas City



ANDRE HAMPTON
Shreveport



YORK KURINSKY
Birmingham



DOMINIQUE ROSS
Tampa




MIKE BERRY
Indianapolis



ALL-AMERICA



YORK KURINSKY



DUSTY BONNER



C.J. LOFTON



CHRIS HATCHER




JIMMY BROOKINS




RANDY FISHER




RICHARD FREEMAN



JESSIE TUGGLE



CHRIS DUPREE



DEON SEARCY



ROBERT MORRIS



ANTONIO SPEED



ANTONIO EDWARDS



LANCE FUNDERBURK



MARK CATANO



ALL-AMERICA




LENNY PARKER



REGGIE MOSLEY



JASON KING



TULLY PAYNE



MIKEAL LOVEJOY



JACK MCTYRE



KEITH MOORE

ATHLETIC HALL OF FAME

Initiated in 1997, the Valdosta State University Athletic Hall of Fame is an honorary society begun six years ago to further enhance the sparkling reputation of VSU athletics. Seven former student-athletes and one former coach/administrator comprised the inaugural class, four more standouts were added in 1998, six more (including two alumni from Georgia State Womans College) entered in 1999, and four more joined the

elite list in 2000, 2001 and 2002, bringing the membership to 30.

Four former football players are members of the Hall. Jessie Tuggle was a member of the inaugural class, Antonio Edwards entered in 1999, current VSU head coach Chris Hatcher came on board in 2001 and Keith Moore was honored earlier this year.

The formal induction ceremony is held in January or February each year.



JESSIE TUGGLE



ANTONIO EDWARDS



CHRIS HATCHER



KEITH MOORE



VALDOSTA STATE FOOTBALL KING OF THE HILL

Valdosta State football has played a large role in the selection of the Division II player of the year, who receives the coveted Harlon Hill Trophy during festivities held in conjunction with the national championship game in early December each year.

In 1994 current Valdosta State head coach Chris Hatcher won the Hill trophy by the second largest vote margin in the 16-year history of the award.

Two years later, Lance Funderburk, his successor as Blazer quarterback, was runnerup for the prestigious honor.

In 2000, then junior quarterback Dusty Bonner was a landslide winner of the award, making Valdosta State one of only three schools to boast multiple winners. And last year, Bonner took home the gold once again, becoming only the second player in the history of the award to win it back-to-back.

Passing In Review

Year-by-Year Statistics of Valdosta State's Three Most Prolific Quarterbacks

Chris Hatcher

1991-94 • 1994 Harlon Hill Trophy Winner

Year	Att	Comp	Int	Pct.	Yards	TDs
1991	150	81	4	.540	1088	8
1992	400	264	14	.660	2548	21
1993	471	335	11	.711	3651	37
1994	508	367	10	.722	4076	55
TOTALS	1529	1047	39	.685	11,363	121

Lance Funderburk

1992-96 • 1996 Harlon Hill Trophy Runnerup

Year	Att	Comp	Int	Pct.	Yards	TDs
1992	10	5	1	.500	40	0
1993	41	28	0	.683	220	3
1995	544	356	12	.654	3706	26
1996	532	342	14	.643	4226	38
TOTALS	1127	731	27	.649	8192	67

Dusty Bonner

2000-01 • 2000 & 2001 Harlon Hill Trophy Winner

Year	Att	Comp	Int	Pct.	Yards	TDs
2000	488	351	8	.719	4126	55
2001	425	298	14	.701	4037	52
TOTALS	913	649	22	.711	8163	107



Dusty Bonner - 2000 and 2001



Chris Hatcher
1994



Lance Funderburk
1996 Runnerup

VALDOSTA STATE 2002 COMPOSITE SCHEDULE OF OPPONENTS

	Aug. 31	Sept. 7	Sept. 14	Sept. 21	Sept. 28	Oct. 5	Oct. 12	Oct. 19	Oct. 26	Nov. 2	Nov. 9	Nov. 16
Valdosta State	at Albany State*	Fort Valley State*	OPEN	Delta State*	Southern Arkansas*	at Ouachita Baptist	Arkansas-Monticello	at Central Arkansas	West Alabama	at North Alabama	Arkansas Tech	at West Georgia*
Albany State	VSU*	Miles*	West Georgia	OPEN	Lane*	Savannah State (Macon)	at Tuskegee	at Kentucky State*	Clark Atlanta	at Benedict	at Morehouse	Fort Valley State (Columbus)
Fort Valley State	Morehouse (Macon)	at VSU*	at Lane*	Kentucky State*	at Clark Atlanta	at Alcorn State	at Miles	Benedict	Tuskegee*	at Savannah State	OPEN	Albany State (Columbus)
Delta State	at Northwestern State* (8/29)	OPEN	at Mississippi Valley State*	at VSU*	West Alabama*	West Georgia	at Arkansas Tech	at Southern Arkansas	Henderson State	at Harding	at Ouachita Baptist	Arkansas-Monticello
Southern Arkansas	at Midwestern State	OPEN	at Texas A&M Commerce*	West Georgia*	at VSU*	at North Alabama	Central Arkansas	Delta State	at Ouachita Baptist	Arkansas-Monticello	Harding	at Henderson State
Ouachita Baptist	OPEN	at Southeastern Oklahoma State*	OPEN	Arkansas Tech*	at Central Arkansas*	VSU	North Alabama	at Arkansas-Monticello	Southern Arkansas	at Henderson State	Delta State	at Harding
Arkansas-Monticello	at Southeast Missouri State* (8/29)	OPEN	OPEN	at West Alabama	North Alabama	Central Arkansas	at VSU	Ouachita Baptist	at Harding	at Southern Arkansas	Henderson State	at Delta State
Central Arkansas	OPEN	at Abilene Christian*	Langston*	at Henderson State	Ouachita Baptist*	at Arkansas-Monticello	at Southern Arkansas	VSU	North Alabama	at West Georgia*	at West Alabama	Arkansas Tech
West Alabama	at Belhaven	at Stillman	OPEN	Arkansas-Monticello	at Delta State*	at Harding*	Henderson State	West Georgia	at VSU	at Arkansas Tech	Central Arkansas	North Alabama
North Alabama	at Samford* (8/29)	at Lambuth	OPEN	Harding*	at Arkansas-Monticello	Southern Arkansas	at Ouachita Baptist	Arkansas Tech	at Central Arkansas	VSU	West Georgia	at West Alabama
Arkansas Tech	OPEN	Northeastern State*	Central Oklahoma*	at Ouachita Baptist*	Harding	at Henderson State*	Delta State	at North Alabama	West Georgia	West Alabama	at VSU	at Central Arkansas
West Georgia	OPEN	Presbyterian*	at Albany State	at Southern Arkansas*	Henderson State*	at Delta State	Harding	at West Alabama	at Arkansas Tech	Central Arkansas*	at North Alabama*	VSU*

*Night Game

BACK-TO-BACK



SHOOTING FOR A THREE-PEAT!

2002 BLAZER FOOTBALL SCHEDULE

<u>DATE</u>	<u>OPPONENT</u>	<u>TIME</u>
Aug. 31	at Albany State	7 pm
Sept. 7	Fort Valley State	7 pm
Sept. 21	Delta State* <i>Family Day</i>	7 pm
Sept. 28	Southern Arkansas*	7 pm
Oct. 5	at Ouachita Baptist*	3 pm
Oct. 12	Arkansas-Monticello* <i>Homecoming</i>	1 pm
Oct. 19	at Central Arkansas*	4 pm
Oct. 26	West Alabama*	1 pm
Nov. 2	at North Alabama*	2:30 pm
Nov. 9	Arkansas Tech*	12:30 pm
Nov. 16	at West Georgia*	7 pm

*Gulf South Conference Games

ALL TIMES EASTERN

Home Games At Bazemore-Hyder Stadium