


VALDOSTA STATE FOOTBALL



Head Coach Chris Hatcher


FS Wesley Brown



RB Tyran Robinson



DE Tim Thompson



LB Jason Cost



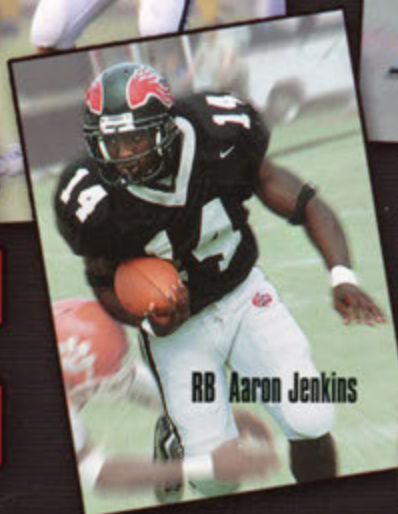
QB Buster Faulkner




OL Torrey Howard



RB Aaron Jenkins



LB Marlin Adams



HATCH ATTACK 2003

To The Working Media **BLAZERS**

PRESS BOX: Cleveland Field and Bazemore-Hyder Stadium, the football home of Valdosta State's Blazers, is topped on the south side by a two-level press box with adequate seating on the lower level for about 12 writers. Broadcasters, VSU coaches and visiting coaches use the upper level which is accessible only by ladder type steps.

PRESS BOX SERVICES: Standard services are provided for media personnel -- flip cards, cumulative statistics, media guides, programs, play-by-play accounts at the conclusion of each quarter, abbreviated statistics at halftime and complete final statistics as soon as possible at the end of the game. Ample telephone service is available. Soft drinks and a snack will be served.

MEDIA CREDENTIALS: Contact Steve Roberts, SID, for press passes as far in advance as possible. Passes will be mailed if time permits. If not, they will be left at the Will Call table at the southeast corner of Cleveland Field. The passes will be at the Will Call table two hours before kickoff.

MEDIA PARKING: Parking for the media is available in a lot adjacent the southeast gate at Cleveland Field. The media credential serves as the parking pass.

RADIO: Valdosta State has a radio booth for the originating station for the Blazer Football network. A modular plug phone line is provided the official broadcast team of the opponent for each game. The visiting radio crew should obtain permission and credentials in advance from Steve Roberts, SID. Gulf South Conference opponents are provided the phone line at no charge. Other opponents are charged a \$50 fee. The visiting radio phone number as well as a trouble number will be given on request.

FILM: Valdosta State and opponents' team filmer(s) work from the upper level of the pressbox above the South stands at

Bazemore-Hyder Stadium. Media, coach's show filmers and tape delay television work from a deck (power provided) located at the top of the stands on the North side of the stadium. Media can also film from either sideline (goal line to the 25-yard-line).

SCOUTS: Requests for scouting credentials should be made directly to Steve Roberts, SID, early during the week of the game to be scouted.

OFFICES: Offices of all football coaches are located in the old gymnasium, which also houses the football fieldhouse. Other athletic offices, including the sports information and ticket offices, are located in the physical education complex.

CREDITS: Editor and Writer: Steve Roberts; Design & Printing: Colson Printing Company, Valdosta, GA

Sports Information Mailing Address:
Steve Roberts
Sports Information Director
Athletic Department
Valdosta State University
Valdosta, GA 31698

PHOTO CREDITS

Many thanks to Valdosta Daily Times photographers Paul Leavy and Mike Tanner, and free lance photographers Jack Hartley and Bill Malone of Valdosta for their time and talent which produced the photos in this media guide.



VALDOSTA STATE SPORTS OUTLETS

Greg McIlvain
Valdosta Daily Times
P.O. Box 968
Valdosta, GA 31698
229-244-1880

Matt Stewart
Valdosta Daily Times
P.O. Box 968
Valdosta, GA 31698
229-244-1880

Christian Malone
Valdosta Daily Times
P.O. Box 968
Valdosta, GA 31698
229-244-1880

Bill Roberts
Valdosta Daily Times
P.O. Box 968
Valdosta, GA 31698
229-244-1880

Dick Rockey
807 Mill Pond Road
Valdosta, GA 31602
229-247-7669

Mike DiRocco
FTU Sports
P.O. Box 1949-F
Jacksonville, FL 32231
904-359-4246

Alex Abrams
FTU Sports
P.O. Box 1949-F
Jacksonville, FL 32231
904-359-4246

Earnest Reese
Atlanta J-C Sports
P.O. Box 4699
Atlanta, GA 30302
404-526-5794

Sports Editor
The Spectator
Valdosta State University
Valdosta, GA 31698
229-333-5685

Frank Barnas
Communication Arts
Valdosta State University
Valdosta, GA 31698
229-333-7156

Sports Director
WWRQ
P.O. Box 1327
Valdosta, GA 31603
229-244-8642

College Writer
Macon Telegraph Sports
P.O. Box 4167
Macon, GA 31213
478-744-4302

Sports Editor
Times-Enterprise Sports
P.O. Box 650
Thomasville, GA 31792
229-226-2400

Wayne Grandy
Observer Sports
P.O. Box 889
Moultrie, GA 31768
229-985-4545

Tom Mark
Gazette Sports
P.O. Box 708
Tifton, GA 31794
229-382-4321

Daniel Shirley
Herald Sports
P.O. Box 48
Albany, GA 31703
229-888-9305

Sports Editor
Waycross Journal Herald
P.O. Box 219
Waycross, GA 31501
912-283-2244

Lee Gordon
WCTV-TV Sports
P.O. Box 3048
Tallahassee, FL 32303
850-893-2126

Kevin McDermott
WALB-TV Sports
P.O. Box 3130
Albany, GA 31708
229-446-4042

Robert Hydrick
WALB-TV Sports
P.O. Box 3130
Albany, GA 31708
229-446-4043

Tom Odom
P.O. Box 2736
Valdosta, GA 31604

2003 Valdosta State University...General Information

FOOTBALL CONTACTS



*Chris Hatcher,
Head Coach*

Office: (229) 333-5970
email: cmhatch@valdosta.edu



*Steve Roberts,
SID*

Office: (229) 333-5903
Home: (229) 244-6560
email: sroberts@valdosta.edu



*Herb Reinhard,
Athletic Director*

Office: (229) 333-5890
Home: (229) 241-8504
email: hreinhar@valdosta.edu

Website:

<http://www.valdosta.edu/athletics>

FAX: (229) 333-5972

QUICK FACTS

Location Valdosta, Ga.
Enrollment 10,500
President Dr. Ronald M. Zaccari
Athletic Director Herb Reinhard
Football Coach Chris Hatcher
Athletic Affiliation Gulf South Conference,
NCAA Division II
Nickname Blazers
Colors Red and Black
Stadium Cleveland Field
(11,500, natural turf)

CONTENTS

Athletic & Football Staffs	1
Valdosta State University, VSU President	2-3
Athletic Director	4
Head Coach	6-7
Assistant Coaches	8-10
Strength and Conditioning Complex	11
Blazer Pride, Football Support Staff	12
Outlook	14-16
Players	17-25
Signees	26
Sports Medicine	27
Gulf South Conference	28-29
Rosters	30-31
Bazemore-Hyder Stadium	32
Opponents	34-39
2002 In Review	40-46
Records	48-53
Lettermen	54-56
VSU Pros	57
VSU All-Americans	58-59
Hall of Fame	59
Harlon Hill	60
Composite Schedule	Inside Back Cover

FOOTBALL STAFF

Head Coach Chris Hatcher
Alma Mater Valdosta State 1995
Collegiate Record 36-4, 3 years
Record at VSU same
Office Phone 229-333-5970
Best Time To Call Mornings
Assistant Coaches
Assistant Head Coach, Offensive Line
. Shawn Bostick
Offensive Coordinator, Receivers
. David Dean
Defensive Coordinator, Linebackers
. Ashley Anders
Offensive Backs Chris Boden
Secondary Ryan Shirley
Defensive Line Maurea Grain
Strength and Conditioning Michael Doscher
Athletic Trainer Russ Hoff
Assistant Trainers Bobby Tucker,
. Lori Howard, Chuck Conner
Football Secretary Debi Frocks

ATHLETIC STAFF

POSITION/NAME	Telephone (Area Code 229)	
	OFFICE	HOME
Faculty Athletic Representative		
Bobby Tucker	333-7161	794-3649
Athletic Director		
Herb Reinhard	333-5890	241-8504
Secretary: Debbie Wisenbaker	333-5890	NA
Secretary: Mary Frances Hightower	333-5890	NA
Athletic Advancement Director		
Lynne Sourwine-Capece	333-5890	NA
Athletic Development Director		
Bill England	333-5890	242-7413
Baseball		
Tommy Thomas	259-5562	245-0303
Assistant: Shannon Jernigan	259-5563	241-7168
Basketball (Men)		
Jim Yarbrough	333-5893	563-2915
Assistant: Todd Sheppard	333-5004	219-7867
Basketball (Women)		
Kiley Hill	333-5890	563-2910
Assistant: Jennifer Head	333-5890	671-1519
Cheerleading Coordinator		
Linda Reinhard	333-5890	241-8504
Cheerleading Coach		
Dante Tennant	333-5890	NA
Cross Country		
Johnny Lancaster	333-5890	247-7246
Dance Team Coordinator		
Karen Cook	247-8943	NA
Football		
Chris Hatcher	333-5844	NA
Secretary: Debi Frocks	333-5970	NA
Golf		
Jared Purvis	333-5890	563-0894
Maintenance, Travel		
Mickey Woods	333-5890	253-9130
Softball		
Kendra McDaniel	333-5890	630-6505
Sports Information		
Steve Roberts	333-5903	244-6560
Strength & Conditioning		
Michael Doscher	333-5844	253-9292
Tennis		
John Hansen	333-5890	244-4790
Ticket Manager		
Bill England	333-5890	242-7413
Trainer		
Russ Hoff	333-7161	242-5327
Assistant: Bobby Tucker	333-7161	794-3649
Assistant: Lori Howard	333-7161	247-8782
Assistant: Chuck Conner	333-7161	244-9386
Volleyball		
Jon Teetzel	333-5890	253-1563

Valdosta State University...Pathway To Success

Valdosta State University is just the right size ... big enough to offer outstanding faculty, extensive academic programs and social opportunities of a major university and small enough to provide the personal attention you would expect of a selective private college.

The campus is noted for its natural beauty and award-winning design. About the campus ... pines, palms, dogwoods, camellias, lots of azaleas, and vast green lawns ... well, you get the idea. It's a beautiful campus. When you arrive, you will feel good - the way you should feel about a university.

It is ideally located ... look at a map, you'll see the university is just above the Florida line on Interstate 75 within easy driving distance of the beaches, resorts and recreational areas of Georgia and Florida.

Valdosta State is a true learning community where professors and students learn from one another in a friendly and supportive academic environment. The university recognizes it is simply not enough to relay information; the mission focuses on the long-term, total educational experience of every student. Its success is measured by your success.



Pound Hall on North Campus houses the Harley Langdale Jr. College of Business Administration.



West Hall, located in the center of Valdosta State University's main campus, houses the offices of the president and vice president for academic affairs as well as several academic departments.

Valdosta State's greatest strength is its faculty, whose primary focus is on teaching. They care about their students and challenge them to fulfill their academic potential. Every course is taught by experienced professors with world-class credentials, not by graduate assistants. There are more than 400 men and women on the university's faculty and more than 78 percent of them hold the terminal degree in their field. They're not here by accident. They choose to teach at Valdosta State because it's the kind of place where they can make a difference. And faculty members are approachable. They welcome the opportunity to talk to you about career opportunities, give advice, engage you in research, or even help you find a tutor if you need assistance.

As Valdosta State passes an enrollment of 10,000 this fall, it is just the right size. The university is large enough to offer more than 90 degree programs of study, yet small enough to offer the individualized attention you deserve. The average undergraduate class size is 24, with a student-to-faculty ratio of 22-to-1. This ratio allows meaningful interaction between faculty and students, which is important.

The strength of Valdosta State's student body lies in its diversity. The university currently has students from 48 states and more than 50 foreign countries. The students are exactly like you - and yet totally different. All students are around people who make them feel right at home here but also challenge them with different perspectives on life.

In addition to offering a broad range of academic majors, Valdosta State offers the kind of curriculum that will prepare you for today's constantly changing work environment. There are programs that you would expect to find at almost any college, but there are also a number of programs found only at larger universities.

2003 FOOTBALL

Dr. Ronald M. Zaccari, VSU President

New Year's Eve 2001 will be remembered as the day Dr. Ronald M. Zaccari, a sculptor, artist, administrator and veteran educator, was named the new president of Valdosta State University. The effective date was January 7, 2002, making Zaccari the seventh president in the history of VSU. He succeeded Dr. Hugh C. Bailey, who served the institution with distinction for 23 years.

Zaccari, president emeritus of West Liberty State College in West Liberty, WV, is a professor of art and an accomplished sculptor. He served as president of West Liberty State, a four-year public institution, from 1996 until he retired in August of 2001 to work on commissioned sculptures. He soon found retirement, even with his art work, left him with too much time on his hands, and he pursued and was rewarded with the VSU presidency.

The new VSU president immediately hit the ground running. His management style involves the use of a strategic planning process that outlines the strengths, weaknesses, opportunities and threats of the university. A broad based planning committee which included the expertise of an outside consulting firm held a three-day retreat in April 2002 to begin the process, which will be a work in progress throughout the Zaccari administration.

"I really don't understand how VSU can adapt to the next five to ten years of dynamic challenges without a well-defined plan," Zaccari said. "The campus must demonstrate a system of measuring its goals and action steps. It usually takes a campus of this size a year or so to develop a plan, strengthen it and assess areas the planning retreat simply missed.

"The planning process will evolve to an annual planning retreat, an annual celebration of accomplishments and an annual cycle where new priorities take the place of those that have been completed. The process can be described as constant."

Prior to the West Liberty State appointment, Zaccari was provost and vice president for academic affairs at Southeastern Louisiana University in Hammond, Louisiana, an institution of about 13,000 students, from 1994-96.

Zaccari joined Southeastern Louisiana in 1977 as head of the Visual Arts Department, serving in that post until 1982. He held a wide variety of administrative posts at the university, while simultaneously serving as a professor of art, including serving as dean of the College of Education, assistant vice president for academic affairs, acting provost, and associate provost for academic and student affairs.

Zaccari began his career as a faculty member in 1967, as an assistant professor of art at Edinboro State College, in Edinboro, Pa. He also was as an associate professor of art at the University of Colorado, from 1973-77. Zaccari holds a B.S. from the State University at Slippery Rock, in Slippery Rock, Pa, a M.Ed. from the University of Pittsburgh (Pa.), and an Ed.D. from The Pennsylvania State University. He has been active with statewide and national professional and higher education associations and is the recipient of numerous federal, state and private sector grants for his work. He is married, and he and his wife Nancy, an active player in the university's many activities, have two grown sons.



The Mall Area in front of Odum Library is the center of Main Campus.

The intercollegiate athletics program at Valdosta State consists of six men's (football, basketball, baseball, tennis, golf and cross country) and five women's (volleyball, basketball, softball, tennis and cross country) sports. The university is a member of the 17-team Gulf South Conference. The football Blazers played for the national championship last fall, and Valdosta State's overall program is recognized as one of the best in Division II.



Herb Reinhard - Director Of Athletics

Valdosta State University athletics has made great strides forward in the 11-plus years Herb Reinhard has been in charge of the 11-sport Division II program. Reinhard joined the Valdosta State athletic family in December 1991, coming from Florida A&M University where he was assistant athletic director in charge of marketing and promotions.

The personable Winter Park, Fla., native has directed a superbly well-balanced program which has won Gulf South Conference all-sports trophies in both men's and women's sports a total of five times during his tenure.

"I am pleased with many of our accomplishments over the past decade, but we must remember how we reached this point," Reinhard said. "It will be necessary to push even harder in the next 10 years if we are to get this program beyond its current level of success. We want to give all our coaches every possible chance to be successful, and that takes a lot of commitment not only from our staff but from this and surrounding communities.

"I am very thankful that the community involvement has continued to grow. We have a lot of plans in the works which will need that involvement. For our part, we pledge to continue putting exciting and winning teams on the fields and courts."

Reinhard, 45, spent much of his early years on the job turning potential supporters of VSU athletics into active supporters of the program. The list of corporate sponsorships has grown to more than 100, and his aggressive season ticket campaign for football, basketball, baseball, softball and volleyball has paid dividends. He has also expanded the VSU sports package, adding women's volleyball which began play in 1995, as well as its athletic facilities. A fieldhouse and indoor hitting facility for baseball opened in 1998, and a \$525,000 softball stadium was completed in July 1999.

"We have made some inroads, but we still have much to do. We must continue to present an exciting, appealing product which people want to come out to see. We have so much to offer the south Georgia-north Florida area in the way of entertainment and education. I feel very fortunate to be a part of this institution, which is making an even larger impact on the quality of life for this region."

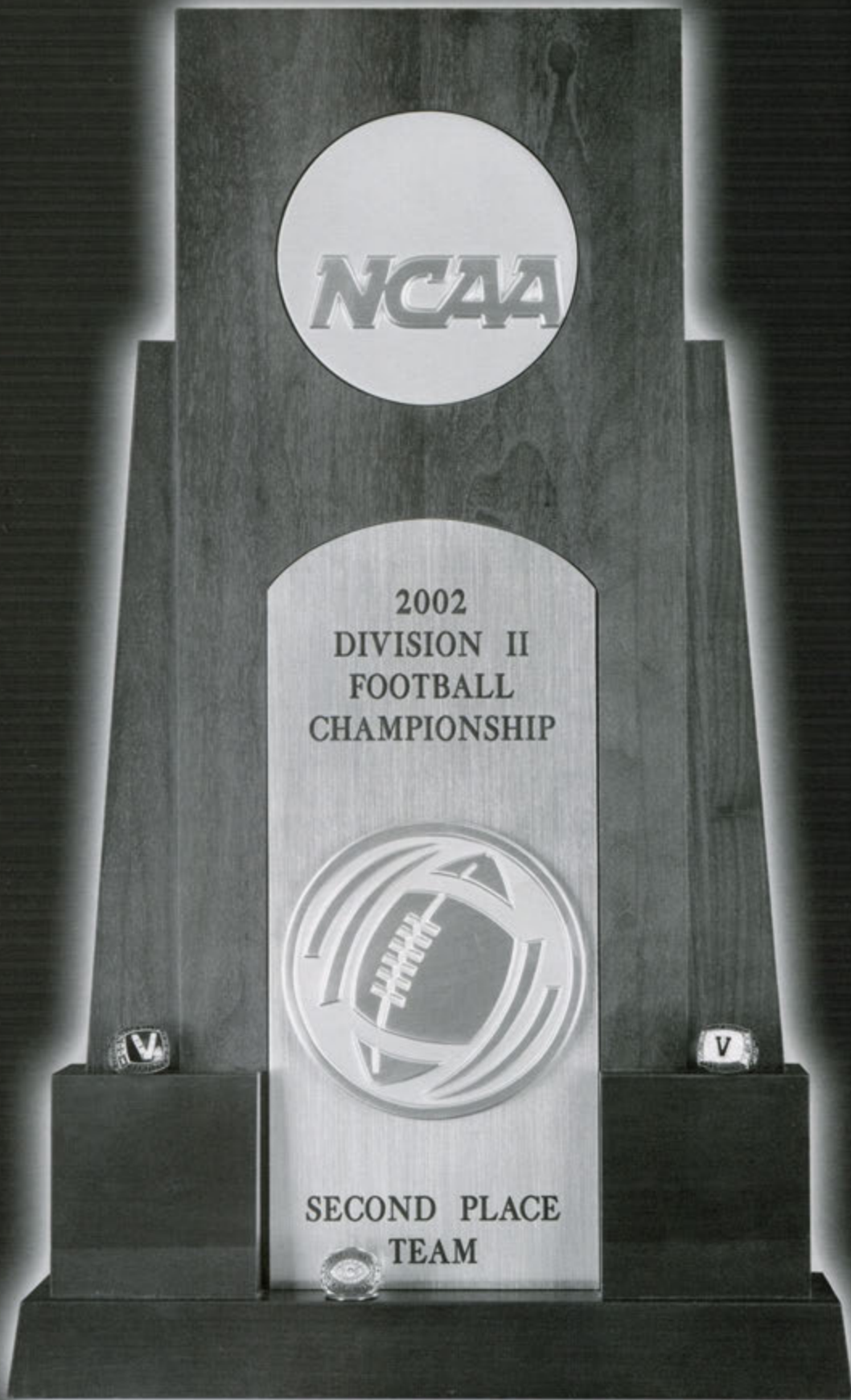


Reinhard has an undergraduate degree in business from Florida A&M, where he was a two-time all-conference placekicker, and a master's degree in sports administration from Florida State. He began his career at Florida A&M in 1979 where he was women's sports information director for six years before taking over athletic marketing and development in 1986. He was promoted to assistant athletic director in 1990 and was elected to the Florida A&M Sports Hall of Fame in 1993.

Reinhard is married, and he and his wife Linda, who coordinates the cheerleading corps for the athletic department, have a son, Herb IV, 13, and a daughter, Rebecca Joy, 9.



The Reinhard's: (L-R), Rebecca, Linda, Herb and Herb IV.



NCAA

2002
DIVISION II
FOOTBALL
CHAMPIONSHIP



SECOND PLACE
TEAM

COACHES

Chris Hatcher - Head Coach

BLAZERS

Chris Hatcher keeps raising the bar for Valdosta State football. It's now year four in the Hatcher era, and each year has been better than the one before.

He went 10-2, won the Gulf South Conference championship and reached the first round of the playoffs in year one. He went 12-1, won the league title and reached the second round of the playoffs in year two. He went 14-1, won a record third straight conference crown and reached the national championship game in year three.

Hatcher, who rewrote the Valdosta State record book as the starting quarterback from 1991 to 1994, is set to enter his fourth season as the Blazers' head man, again shouldering extremely high expectations for the program he has elevated into the national limelight.

His three-year record of 36-4 is a remarkable .900 winning percentage. His last two teams have posted back-to-back undefeated regular seasons, and the Blazers enter the new year with a conference record 27-game regular season winning streak. Hatcher has been flooded with coach of the year honors at conference, regional and national levels, and his teams have won national statistical awards.

Great stuff. But despite all the success, Hatcher remains unsatisfied. The goal will always be to play 11 regular season and four playoff games each year. His first team played 12. His second team played 13. His third team reach the goal of playing 15 games, but the season ended with a loss. The basic goal was reached, but the ultimate goal - the national championship - was denied.

"Don't get me wrong, I've been very pleased with our three seasons, but we haven't reached our ultimate goal ... to play for and win the national championship," Hatcher said. "That is our goal again this year, and as long as I'm around here it will always be our goal."

Hatcher, whose organizational skills and attention to detail belie his relatively young age (30), has thrived in his dream job as a collegiate head coach.

"The big thing is I've always wanted to be a head football coach at the college level somewhere," he added. "Being at Valdosta State is just an added bonus."

The personable Hatcher, a Macon native who was a standout in football and baseball at Mt. de Sales Academy, is



back "home" following one year at Central Florida (where he coached Minnesota Viking quarterback Daunte Culpepper) and three years at Kentucky (where he coached both Cleveland Brown quarterback Tim Couch and former VSU QB Dusty Bonner).

At Kentucky Hatcher worked for former VSU coach Hal Mumme, in whose offense he flourished as a player from 1992-94, and from whom he adopted and adapted his potent Air Raid offensive attack. Mumme predicted Hatcher's success, citing his leadership skills and teaching ability and labeling him "a wonderful football coach".

Hatcher was also a wonderful football quarterback at VSU. He completed 1,047 of 1,529 passes for 11,363 yards and 121 touchdowns, setting 29 school passing and total offense records along the way (14 of which still stand). More would still be on the books if he hadn't had Bonner running his offense for two seasons.

Hatcher started 41 consecutive games (29-10-2) at Valdosta State and still holds 13 Gulf South Conference and 17 Division II national records in addition to his 14 school marks.

In his senior season of 1994, he led the Blazers to their first playoff appearance, reaching the quarterfinals before losing in double overtime to eventual national champion and conference rival North Alabama. Among his more impressive national records are his 68.5 career completion percentage and his 20 straight completions against New Haven.

Hatcher was a two-time all-America (1993 and 1994) and a



The Hatchers: Lori, Chris and Tyler

2003 FOOTBALL

The Chris Hatcher File



two-time winner of the GSC's Commissioner's Trophy, which goes to the league's most outstanding overall student-athlete. He capped his brilliant senior campaign by winning numerous national honors, including the prestigious NCAA Top Eight Award, the GTE Academic All-America National Player of the Year and an \$18,000 post-graduate scholarship from the National Football Foundation.

In addition, he won the 1994 Harlon Hill Trophy, which goes annually to Division II's best player, by the second largest vote margin in the award's 17-year history.

Hatcher followed his father Edgar into coaching, beginning as a student assistant at Valdosta State in 1995 and working with his quarterback successor Lance Funderburk, also an all-America who finished second in the 1996 Harlon Hill race. The coaching road then led to Central Florida in 1996 and on to Kentucky when Mumme was named head coach in 1997.

And now he's come full circle ... back to Valdosta State where the journey began as a walkon fifth string quarterback in the fall of 1991. After winning 36 of 40 games in his first three seasons, Hatcher has not wavered from his initial perception of the job.

"We really expected to win, and we expected to win immediately," he said. "I left a great place at Kentucky to come to a place that has always been special to me. We're raising a family here, and hopefully we're raising the bar as to what is expected year-in and year-out from Blazer football. We want to be the best."

Hatcher and his wife Lori are both Valdosta State graduates, Chris in kinesiology and physical education and Lori in early childhood education. The couple's first child, Tyler Christopher, turned three in June.

Wife: Lori (VSU graduate in early childhood education)

Son: Tyler Christopher, 3

Record at VSU: 36-4 (.900); Conference Record: 26-1 (.963)

Coaching Experience

- 1995** - Student assistant (quarterbacks) coach at VSU (coached all-America and Harlon Hill Trophy runnerup Lance Funderburk)
- 1996** - Assistant coach (quarterbacks and tight ends) at Central Florida (coached all-America and first round NFL draft pick Daunte Culpepper)
- 1997-98** - Graduate assistant (quarterbacks) and head junior varsity coach at Kentucky (coached all-America and No. 1 NFL draft pick Tim Couch)
- 1999** - Assistant coach (quarterbacks and receivers) at Kentucky
- 2000** - Head coach, Valdosta State University First team finished 10-2, won school's second Gulf South Conference championship and advanced to the Division II national playoffs; Named Gulf South Conference coach of the year; Named Division II coach of the year by American Football Quarterly; Atlanta Touchdown Club coach of the year; Coached Harlon Hill Trophy winner Dusty Bonner.
- 2001** - Finished 12-1, won school's third Gulf South Conference championship and advanced to quarterfinals of Division II national playoffs; Ranked No. 1 in the country for a school record six consecutive weeks; 12-game winning streak was longest in school history; Named Gulf South Conference coach of the year for second straight season; Named Division II regional coach of the year by American Football Coaches Association; Atlanta Touchdown Club coach of the year; Coached Harlon Hill winner Dusty Bonner.
- 2002** - Finished 14-1 and reached national championship game; won school's fourth Gulf South Conference championship (third in a row). Ranked No. 2 in the country all season. 14-game winning streak is the longest in school history; Named Gulf South Conference coach of the year for third straight season; Named Division II regional coach of the year by American Football Coaches Association for second straight year; 13 players named to all-conference team, including the offensive and defensive players of the year. Has won 27 consecutive regular season games and 23 consecutive conference games.

Playing Career

- ▶ Valdosta State, 1991-94 (41 consecutive starts, compiled 29-10-2 record)
- ▶ Holds 14 school, 13 Gulf South Conference and 17 Division II national records
- ▶ Two-time all-America (1993 and 1994)
- ▶ Harlon Hill Trophy (best player in Division II) winner by the second largest vote margin in the history of the award (1994)
- ▶ Two-time winner of the Gulf South Conference Commissioner's Trophy (1993 and 1994)
- ▶ Member of Gulf South Conference Team of the 1990s
- ▶ NCAA Top Eight Award Winner (1994)
- ▶ Awarded one of the 16 post-graduate scholarships from the National Football Foundation (1994)
- ▶ GTE Academic All-America National Player of the Year (1994)
- ▶ Elected in his first year of eligibility to Valdosta State University Athletic Hall of Fame's Class of 2001
- ▶ Elected to Macon Sports Hall of Fame Class of 2001 (last class was elected in 1978)

Assistant Coaches **BLAZERS**



SHAWN BOSTICK

*Assistant Head Coach
Offensive Line*

Shawn Bostick, beginning his sixth season in charge of the offensive line, knows he was a major beneficiary when Valdosta State hired his college roommate as the school's sixth head coach in December 1999. The first thing Chris Hatcher did after taking charge of the football program was name Bostick his assistant head coach.

"Boss was my center when I played quarterback here, and we've been close friends for a long time," Hatcher said. "Just as important as far as the football program is concerned is the fact he's a very good offensive line coach with a tremendous work ethic. I kid him that naming him my top assistant only means he gets to do the things I don't want to do."

Bostick, who received an education degree in health and physical education from VSU in 1996, was a three-year letterman on Blazer teams in 1991, 1992 and 1993. He started at center for the 1993 team which compiled an 8-3 record. That offensive line protected Hatcher like a baby, surrendering only 10 sacks in 471 passing attempts.

The 33-year-old Bostick has now been in charge of the offensive line longer than any other coach in the 21-year history of the program, and has produced several all-America and all-conference players.

"I'm very proud of the players I've had the privilege to coach," Bostick said. "Last year was a little frustrating because even though we were successful, the line didn't perform to my expectations. It's no excuse, but we were extremely young, and I think we wore down as the long season took its toll. I expect a much better effort this season."

Bostick and the former Sheila Hammock celebrated their sixth wedding anniversary in June and had their first child, daughter Emma, last November.



The Bosticks: Shawn, Emma and Sheila



DAVID DEAN

*Offensive Coordinator
Receivers
Special Teams*

David Dean, who coordinated arch rival West Georgia's highly successful passing game in the 1990s, returned to Valdosta State in January 2000 when Hatcher hired him to coach receivers and special teams. His results impressed his boss to the point Hatcher promoted Dean to offensive coordinator following that first year success.

"I told him when I hired him he'd be the 'dean' of the new coaching staff," Hatcher remembers. Dean, 39, is in fact the veteran of a young Valdosta State staff.

"We communicate very well, and I think it was a natural progression to make him the coordinator," Hatcher said. "I have great respect for David's opinion and depend on him greatly for advice as we continue to implement our version of the Air Raid offense. He's been around the Gulf South Conference for more than 10 years and brings a wealth of information which benefits our program tremendously."

Dean is on his second tour of duty at VSU, where he coached wide receivers under Mike Cavan from 1988-91. He joined arch rival West Georgia's staff as running backs coach in 1992. In his eight seasons, the Braves compiled a record of 59-28, won two GSC championships (1997-98) and beat Valdosta State seven times. Since his return, VSU is 3-0 against its old rival.

Dean was a versatile high school football player at Avondale in metro Atlanta, playing both defensive back and quarterback. He was selected to the all-county team as a defensive back and was the second ranked quarterback in passing efficiency.

After walking on as a freshman at Georgia Tech in 1982, Dean earned a scholarship and played for the Yellow Jackets for three seasons, winning the Guts Award in 1984 and 1985. He was a graduate assistant at Tech in 1986 and coached wide receivers at Avondale in the spring of 1987 before beginning his first tour at Valdosta State.

Dean is married to the former Stacie Stott, a VSU alumnus and advisor to the Blazer Pride support group, and the couple has two daughters, Caroline, 6, and Allison, 4.



The Deans: David, Allison, Caroline and Stacie

2003 FOOTBALL Assistant Coaches



ASHLEY ANDERS

*Defensive Coordinator
Linebackers*

Ashley Anders, who coached linebackers last year in his first season at Valdosta State, was promoted to defensive coordinator following the departure of Kevin Shirley (Alabama-Birmingham) in January. He worked spring practice wearing the coordinator hat and feels very comfortable as the new season approaches. So does his boss.

"Ashley has done a great job with our linebackers since joining the staff, and he has coordinator experience from the high school ranks," Hatcher said. "I'm confident he'll keep our defense a strong part of our program."

Anders joined the Blazer football family after coaching linebackers, the secondary and special teams at Holmes Community College in Goodman, Mississippi for two seasons.


He was a three-sport letterman in high school in Hampton, Arkansas, being named an all-district and all-conference defensive back in football and an all-district and all-conference pitcher in baseball, sports in which he lettered all four years. He also lettered two years in basketball. He played baseball at GSC rival Arkansas-Monticello, graduating with a health and physical education degree in 1996.

He began his coaching career at Star City (Arkansas) High School in 1996 as head basketball coach and assistant football coach (three years), assistant baseball coach and assistant strength coach (one year each) and head strength coach one year. His last year at Star City (1998-99) he was defensive coordinator.

He moved to Auburn to work on his master's degree in sports administration in 1999 and coached defensive backs and special teams as a graduate assistant for the Tigers. He earned his master's degree in 2000 before moving to Holmes CC.

"I certainly appreciate the confidence Coach Hatcher has shown by giving me the opportunity to coordinate our defense," Anders said. "We did some good things last year, and I think overall we had a good spring. We have a lot of work to do when we report to camp. We've got to get everybody on the same page."

Anders, 31, is married, and he and his wife Sheri have a daughter, Mary Alex, 3, and a son, Cade, born in January. Sheri is a special education teacher in the Lowndes County School System.



The Anders: Sheri, Mary Alex, Ashley, Cade



CHRIS BODEN

*Runningbacks
Recruiting Coordinator
Director of Football Operations*

Chris Boden begins his eighth full season on the Blazer football staff and is working under his third head coach, having joined Hal Mumme's program in the spring of 1996 as quarterbacks coach. Like Mike Kelly before him, Hatcher was impressed with the job Boden did in the recruiting area during the coaching staff transition and retained him as recruiting coordinator, later adding more responsibility as director of football operations. He took charge of the runningbacks during the spring of 1997 and will continue to coach that position this fall.

"Chris has made a lot of contacts in the past eight years, and his organization was crucial during the coaching transition," Hatcher said. "He is a tireless worker in the critical area of recruiting, and he is a solid on-the-field coach. It was an easy decision to keep him as an integral part of my staff."

A native of Tawas City, Michigan, Boden was a quarterback at Saginaw Valley State (MI) University in Saginaw, graduating in 1990. He began his coaching career as a graduate assistant at Central Michigan University, working with the secondary for two seasons and earning his master's degree in 1994.

In 1994 and 1995 he coached at Urbana University in Urbana, Ohio, working with quarterbacks and receivers and coordinating the passing game. He also taught in Urbana's health and physical education program.

Boden enjoys wearing the hats of recruiting coordinator and on-the-field coach. He sees his position players being an integral part of Hatcher's Air Raid offense. "I believe with the depth we've developed at runningback the position will be an even more integral part of the offense. I'm very fortunate to have tremendous athletes and exceptional versatility at the positions. It should be a fun year."

Boden, 35, is single.



Assistant Coaches **BLAZERS**



**RYAN
SHIRLEY**

Secondary

When Kevin Shirley, who coached the secondary last season, took a similar position at Alabama-Birmingham in January, Hatcher and Anders decided to keep the job in the Shirley family, hiring Kevin's brother Ryan to take charge of Valdosta State's defensive backs.

Ryan Shirley joined the Blazer staff in time for spring practice last March, coming from Auburn where he was working on his master's degree.

"Coach Anders and I were in complete agreement that Ryan would be a great fit for our program," Hatcher said. "After watching him work with our secondary in the spring, I'm confident we made a good decision."

For his part, Shirley is extremely happy to be on board. "I'm tremendously excited to get this opportunity and grateful to coaches Hatcher and Anders for the confidence placed in me," he said. "I'm fortunate to be coaching some outstanding athletes who have a wealth of experience. We got to know each other in the spring, and I want to pick up and improve on where we left off."

Shirley, 25, is a native of Gordo, Alabama, where he was a prep standout in football (quarterback, defensive back) and baseball (catcher). He was named his county's baseball player of the year as a senior before signing with Beville State (Ala.) Community College. He played two years of baseball before transferring to Troy State where he played quarterback on two Trojan teams.

He received his physical education degree from TSU in 2001 before taking the graduate assistant position at Auburn in the fall of 2001. He worked with the Tiger secondary the last two football seasons.



**MAUREA
CRAIN**

Defensive Line

Maurea Crain didn't let a late start deter him from developing last year's defensive line into the strength of the Black Swarm. Crain joined Valdosta State football after spring practice a year ago, just in time to work a series of very popular summer camps. He came from Baylor University where he spent 2001 working on a graduate degree and helping coach the offensive line for the Bears.

Last year's front four were instrumental in setting a new school record for sacks (58) and produced the conference's defensive player of the year in all-American Dewayne Smith. But Smith and two other stalwarts were seniors, necessitating a defensive line rebuilding project last spring. The line was a point of emphasis during the recruiting season, and Crain picked up several new weapons.

"We know what we have to do, so we'll go to work in the fall to get it done," he said.

A native of Waco, Texas, Crain played prep football at University High School before being recruited to play at the University of Iowa. He graduated from Iowa with a degree in political science in 1994 and began his coaching career a year later as defensive line and special teams coach at his high school alma mater.

He moved to Tyler (Texas) Junior College in 1997 where he coached the defensive line and special teams for three seasons before beginning work on his graduate degree at Baylor.

Anders became one of Crain's biggest fans last season, praising his teaching and overall communication ability.

"Maurea came in and really took charge last year, and the results speak for themselves," he said. "He does a great job of getting the personnel in the position where they can help us the most. I'm confident we won't miss a beat with him in charge."



2003 FOOTBALL


The Jessie Tuggle Strength & Fitness Complex

The Jessie Tuggle Strength and Fitness Complex is an important part of the total athletic program at Valdosta State, but it is especially critical to the football program.

Named for former VSU all-America and former Atlanta Falcon all-pro linebacker Jessie Tuggle, whose \$25,000 gift in 1992 endowed a football scholarship. The complex is a busy place year-round as various teams are put through a vigorous off-season program by strength and conditioning coaches.

The Blazer football off-season program provides a great opportunity for players to make progress in many athletic areas. The primary goal is to develop foot speed and quickness, along with focusing on explosive power, which is achieved through weight training four days a week.

Strength gains have been impressive across the board, and what the young Blazers have accomplished under the watchful eye of speed/strength and conditioning coach Michael Doscher in the weight room and on the practice field will stand them in good



The Doschers: Teresa, Dustin, and Michael, Cassie

stead when they report for fall practice in August.

Doscher is a key player in the total athletic program, and nobody is more aware of his value than Hatcher and the rest of the football staff. "Mike is simply invaluable. The importance of a well-rounded speed and strength and conditioning program can't be overstated," Hatcher said.

The weight training complex has been improved in recent years both cosmetically and with the most up-to-date equipment which has transformed it into a state of the art facility for Doscher to work his magic with VSU's more than 200 student-athletes.

Doscher, who joined the Blazer athletic family in 1996, received his undergraduate degree from Springfield College and his master's degree from Mississippi State University. He gained experience as an intern at Boston College and an assistant at Nevada-Las Vegas and Mississippi State. He stays on the cutting edge of strength and conditioning techniques, attending clinics throughout the country both as a presenter and participant.

Doscher is married, and he and his wife Teresa have two children, Dustin, 4, and Cassie, 1.

Blazer Pride VSU BLAZERS



Membership in Blazer Pride is open to any Valdosta State student willing to volunteer his/her time to help the athletic department or any of the university's coaches or teams.

The membership includes an assigned leader, the Blazer Pride Captain, who works directly with the group's advisors, football assistant Chris Boden and Stacie Dean, wife of football offensive coordinator David Dean.

Blazer Pride's major focus is to serve as a support organization for all athletic department teams and programs. The group organizes campus tours for recruits and their parents and sits with them at home games.

The group meets weekly from the beginning of fall semester in August through January. From February until the end of spring semester, meetings are held no less than once a month.



Erin Weaver, Texana Royal and Samantha Presti; Right, Pride Member Crystal Bivins and Coach Chris Boden

Football Support Staff



JEFF RANDA

Offensive Assistant



TODD RITTER

Defensive Assistant



KEITH HATCHER

Defensive Assistant



TULLY PAYNE

Offensive Assistant



ANTONIO EDWARDS

Defensive Assistant



ASHLEY HENDERSON

Offensive Assistant



BROOKS BRODIE

Offensive Assistant



DEBI FROCKS

Football Secretary



KEVIN PURVIS

Equipment Manager

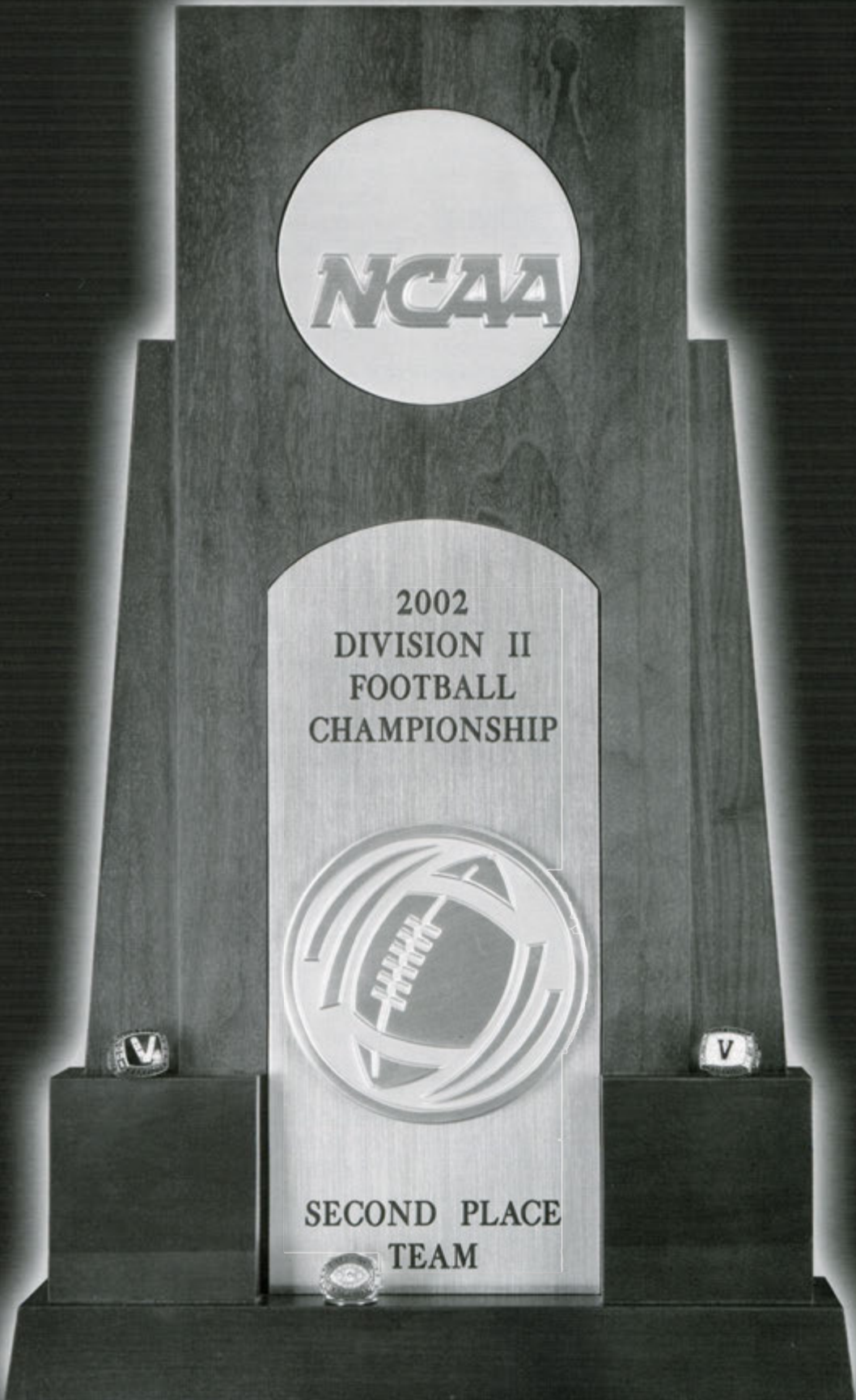


HARVEY MOORE

Video Coordinator

The NCAA logo is a circular emblem with the letters "NCAA" in a bold, stylized font. It is positioned at the top of the trophy's central column.

NCAA

The trophy is a tall, dark wooden structure with a central silver plaque. The plaque has an arched top and contains text and a football logo. The trophy is supported by a dark base with three small circular emblems.

2002
DIVISION II
FOOTBALL
CHAMPIONSHIP



SECOND PLACE
TEAM

PLAYERS

2003 Outlook

BLAZERS

The drill remains the same for Chris Hatcher and Valdosta State football. Win one game a week, and everything else will take care of itself.

That simple philosophy has been a phenomenal recipe for success over the last three seasons. The Blazers have won 36 of 40 games, three Gulf South Conference championships and advanced to the Division II playoffs three times, last year reaching the national title game for the first time in the program's 21-year history.

Hatcher, the driving force behind the fantastic run, firmly believes the single biggest key to the success is the team's and coaching staff's drive to be No. 1.

"You can and should take great pride in what you've accomplished, but you can never be satisfied," Hatcher said on the eve of his fourth season at his alma mater. "Since I've been here our goal has always been to be No. 1. Last season we got very close to the goal, but we didn't quite reach it. We fell in the last ball game. Now the goal is to get back to the last ball game and finish the job."

To do that, the 15 returning starters, 29 other returning lettermen and a highly regarded recruiting class must put all the recent success in the rear view mirror and turn their full attention to the challenges of a new season.

"We do have a good number of returnees, and many of them have been in our system for three years now," Hatcher said. "Hopefully, they're not satisfied with what we've accomplished and want to accomplish more. There's a lot on the line this year for our football team."

One can feel the excitement and anticipation as Hatcher looks ahead to the new year.

"First of all, our goal is to win one game a week," he said. "Winning the conference championship will happen if we take care of business each and every week. Another conference title would be huge because we would become the first team in the league to win four championships in a row. That definitely drives us. And ultimately, winning one game a week will get us back to

Florence (site of the national championship) to finish our business."

An added bonus is for the first time in Hatcher's tenure, his staff returns virtually intact. He filled the one vacancy by promoting linebackers coach Ashley Anders to defensive coordinator after Kevin Shirley was hired by Alabama-Birmingham in January.

Defensive line coach Maurea Crain returns, and Anders hired Shirley's brother Ryan to coach the secondary.

"I think we've got a good core of guys coming back," Hatcher said. "We go into the season with high expectations again. We expect our defense to be solid ... you can't win big without exceptional play on that side of the ball. We'll again put a

big emphasis on special teams ... that group has turned the momentum our way on many occasions in the past. We must be efficient on offense and limit our turnovers. And with our schedule (six road games), we must travel well."

THE OFFENSE

Eight starters return from a unit which finished third in the conference in scoring (33.3 ppg) and passing (277.5 ypg) offense and fourth in total offense (398.5 ypg). But Hatcher is looking for dramatic improvement along the offensive front which allowed a school record 58 sacks for a school record 674 yards in losses.

"The biggest key for our offense is our line must perform better than it did last year," Hatcher said. "We have a lot of guys who got a lot of playing time last year who were very green. We've got to gel, find the five best and be able to protect the passer better than we did last year. Hopefully, having an experienced signal caller back there in (Buster) Faulkner will make the process go a little smoother."

The offense lost two premier receivers in three-year starters Reggie Mosley and C.J. Lofton, both all-Americans. Between them, the dynamic duo caught 156 passes, 44 percent of the team's completions last season.

"No doubt we'll miss the big play ability of Mosley and Lofton, but we return a very good group of receivers," Hatcher said.

QUARTERBACKS

Last year's starter and three other lettermen are among the six quarterbacks on the depth chart heading into fall camp. Junior Buster Faulkner led the 2002 Blazers to 14 straight wins, throwing for 3826 yards and 41 touchdowns, and he'll be the Hatch Attack trigger man.

"Buster is the starter," Hatcher said. "He's 14-1 and has proven himself. I like the competition we have at quarterback. Coming out of spring, Barrett Wilkes and Mitch Stewart (both sophomores) were very close to Buster, and (Jeff) Creveling (transfer from Florida) showed a lot of potential. And (Sean) Calhoun and (Kenn) Barnett are in the picture as well."

"Our goal is to win one game a week. Winning the conference championship will happen if we take care of business each and every week."



2003 FOOTBALL

2003 Outlook

RUNNINGBACKS

One of the strengths of the 2002 team should be even stronger in 2003. Everybody is back, and the top four ball carriers netted more than 2000 yards a year ago, led by senior Aaron Jenkins who put his second straight 1000-plus yard season in the book. Junior Tyran Robinson added over 700 net yards playing behind Jenkins (who was held out of spring practice).

"We came out of the spring very pleased with our backfield," Hatcher said. "Robinson is a great all-round player. He obviously can run, he catches the ball well and he's an excellent blocker. Lee Tarpley and William Milton are solid at fullback, and I was impressed with the spring work of Darrin Richardson (redshirt freshman) and Alex Godfrey (JC transfer). And we moved offensive lineman Twion Shealer to fullback, and he improved each day."

Other quality backs will be in camp, making the backfield perhaps the strongest and deepest position on the team.

WIDE RECEIVERS/TIGHT ENDS

Hatcher and offensive coordinator David Dean, who coaches the receivers, haven't put out a 'Help Wanted' sign despite the loss of Mosley and Lofton. A stable full of thoroughbreds will report in August, and Hatcher is anxious to see who steps up to claim the most playing time.

"We have a solid core of guys coming back ... Tyrone Jordan and Greg Lofton at flanker, Bama Adams and Andre Zellner at tight end, Rod Dalton and Raymond Thomas at split end, and Nekeyma Wright, Eddie Dowdell and Darrell Stephens in the slot. Then we have a wild card in Dantra Clements who can play on either side. And we have some other young pups who could step up and battle for playing time."

OFFENSIVE LINE

The forward wall, for good reason, was the biggest area of concern heading into last season. And the 2002 offense, although productive, did struggle in comparison to Hatcher's first two clubs. Offensive line coach Shawn Bostick expects marked improvement from his troops, most returning with a year of experience under their belts.

Spring work ended with Will Shelton and James Richards at the tackles, Torrey Howard and Brad Fleming at the guards and Kelvin McDavis at center. Dustin Dodson, last year's starting center, was the swing man, playing all five positions.

"Moving McDavis (6-3, 275) to center gives us a bigger body there," Hatcher said. "He'll need a lot of reps in camp, but we think he'll be a good one. And it allows us to have the experienced Dodson as a quality backup anywhere on the line.

"We're going to play the best players. Shelton and Richards are a little undersized, but their technique is great. Howard and Fleming were solid in the spring. But nothing is solidified. I was

pleased with Eddie Underwood, Marcellus Washington and Leighton Cooley in the spring as well. We expect some great battles in camp."

THE DEFENSE

Seven starters and 12 other lettermen return to a defense which led the conference in rushing and total defense. The Blazers allowed a measly 832 rushing yards (55.5 ypg, 1.8 ypc), which ranked second in the nation, and recorded a school record 58 sacks. Anders and his staff expect the 2003 version of the "Black Swarm" to be just as effective.

"First and foremost, we're going to be sound defensively whether we're in base defense or blitzing," said Anders, who will continue to coach the linebackers in addition to his coordinator duties. "One thing Kevin (Shirley, last year's

coordinator) taught me is pressure bursts the pipes. So we're going to try to keep folks off balance.

"I don't foresee us blitzing as much as we did last year, but we're still going to bring pressure. I think with the second year in the system for most of these guys that we have a great chance to be that much more effective."

While last year's defense totally shut down the run, opponents threw for a school record 3227 yards. Anders isn't concerned with the numbers, just the results.

"Our No. 1 priority will always be to stop the run first," Anders said. "I think by changing our looks a little more than we did last year, folks won't be able to take a bead on us."

DEFENSIVE LINE

The front four took a big hit with the loss of three seniors who provided almost half of the team record 58 sacks, but with a solid group of returnees and a quality trio of recruits the cupboard has been restocked nicely.

"The biggest key for our offense is our line must perform better than it did last year."



2003 Outlook

BLAZERS

"It's hard to replace a Dewayne Smith (11.5 sacks, 66 tackles, conference lineman of the year), but we have a solid group to get the job done," Anders said. "Coach Crain does a great job with those guys, and I think we came out of the spring with a good idea of who we can count on this fall."

The bookends - senior transfer Hobie Holiday, Georgia Tech and sophomore Tim Thompson - are exceptional athletes. Holiday arrived in time for spring practice and immediately took over a leadership role, being labeled a

coach on the field by the defensive staff. Thompson excelled late last season as a redshirt freshman, and Anders said he made marked improvement in the spring.

There's quality depth at the ends with junior Derrick Hill, coming off a knee injury, and sophomore Dedrick Morrison, who was moved outside in the spring.

Depth is in shorter supply inside, but the starters are solid. Senior Xavier Carrington, heading into his third season in the system, will open at tackle, and junior transfer Terel Toomer, will replace Smith at the nose. Sophomore Calvin English was moved inside last spring and is expected to contribute as are JC transfer Tracy Flounoy and senior Glen Gosier, who played sparingly last season.

"The main goal in camp will be to find the best rotation for those guys," Anders said. "As far as athletic ability is concerned, we've got a chance to be pretty good again."

LINEBACKERS

Experience returns and a highly regarded senior college transfer has been added, giving Anders an enviable base to work his magic. Seniors Marlin Adams (weak side) and Jason Cost (middle) were joined in the spring by sophomore Dee Williford, who transferred from Central Florida. Adams is coming off an all-conference year after leading the team in tackles (95) and finishing second to Smith in sacks (10.5). Cost was the third leading tackler (84) and registered 11 quarterback hurries. Williford, who played weakside linebacker at UCF, was moved to the strong side in the spring and didn't miss a beat.

"Those three are excellent football players, the total package," Anders said. "Adams and Cost are proven players, and Williford is a natural. He'll be one of the most athletic linebackers in the conference."

Depth will be supplied by junior Fred Dunn, who can play all three spots, and redshirt freshman Cody Thomas, who Anders believes will be a quality backup in the middle. "Dunn has gained a lot of experience the last two years, and I expect him to assume a much larger role this season," Anders said. "We are a little thin at linebacker so it will be important to be in excellent shape and hopefully avoid injuries."

SECONDARY

The strength of the 2003 Black Swarm is expected to be in the secondary where three starters and quality depth return. Seniors

Elliott Burkes and Marquis Turner at the corners and senior Wesley Brown at free safety bring a wealth of experience to their positions, and senior Timi Aganga-Williams, who played the minutes of a starter last year at several positions, will take over at rover.

"Coach Shirley did a great job in the spring getting to know his personnel and getting the right people on the field at the right time," Anders said. "We have great experience on the back end, and they'll need it because we're going to ask a lot of them. They'll be involved in every aspect of the game."

Providing depth will be seniors Milon Brezial and Chris Fowler (recovering from a knee injury suffered in last year's playoffs) and sophomore Michael Flood, who came on strong at the end of last season and continued to improve in the spring.

"Hopefully, some newcomers can be used as wild cards, which will allow us to get more of our best athletes on the field at the same time," Anders said.

SPECIAL TEAMS

The special teams will continue to be an area of great emphasis by Hatcher and coordinator Dean. "Those guys have provided numerous positive momentum shifts every year, and I certainly want that to continue," Hatcher said. "We'll use our best players and attack just like we do on offense and defense."

As far as kicking specialists go, the Blazers return everybody. Junior Will Rhody, who led the team in scoring with 105 points last year, is back but could be challenged by redshirt freshman Justin Majors who opened a lot of eyes with his range in the spring. Junior Kenn Barnett, who averaged 37.3 yards on 77 punts last year, returns to handle the punting and holding chores. Sophomore John Harrison, who gained deep snapper experience in the playoffs last year when three-year starter Jeff Corley was injured, will assume that all-important position.

THE SCHEDULE

This year's 11-game slate is a big challenge, primarily because of extensive travel. After opening against tremendously improved intrastate rival Albany State at home on August 30, the Blazers embark on a three-game road swing in September which will take them to Fort Lauderdale (I-AA Florida Atlantic) and conference stops in Cleveland, MS (Delta State) and Magnolia, AR (Southern Arkansas). Two other long hauls to Arkansas (Arkansas-Monticello and Arkansas Tech) as well as a trip to West Alabama dot the schedule as well.

"Obviously, it will be tremendously important for us to travel well," Hatcher said. "We've got long trips. We know we have a bulls-eye painted on us. Every team will play their best game against the Blazers. I believe, heading into the conference schedule, this will be the strongest group of teams we've faced since I've been here. Whoever comes out on top will definitely earn the championship this year."

"It will be tremendously important for us to travel well. We've got long trips, and we know we have a bulls-eye painted on us."

2003 FOOTBALL


Quarterbacks

QUARTERBACKS

Buster Faulkner, who proved himself time and again last year, leading the Blazers to a school record 14 straight wins, returns as the trigger man in Hatcher's patented Air Raid attack. The junior completed 65 percent of his passes a year ago, throwing for 3826 yards and 41 touchdowns despite absorbing 48 sacks. He threw five TD passes in one game and four in three others, earning first team all-conference honors.

Faulkner's No. 1, but he has plenty of capable firepower behind him. Sophomore Barrett Wilkes was effective in spot duty as a true freshman (25-38 for 271 yards) and finished spring drills a very close second on the depth chart along with redshirt sophomore Mitch Stewart who also impressed Hatcher with his spring work. A trio of juniors - transfer Jeff Creveling, Sean Calhoun and Kenn Barnett - round out the depth chart.

"Buster is No. 1 and should be much more comfortable this year," Hatcher said. "I expect him to make those around him better because he is now an experienced quarterback beginning his fourth year in the system. At the same time, I'm pleased with the competition we now have at quarterback. I expect all those guys to battle hard and get better each and every day."



BUSTER FAULKNER



KENN BARNETT
6-0, 202, Junior
Lincolnton, GA



SEAN CALHOUN
6-10, 173, Junior
Atlanta, GA



JEFF CREVELING
6-3, 235, Junior
Gainesville, FL



BUSTER FAULKNER
5-10, 184, Junior
Lilburn, GA



MITCH STEWART
6-1, 206, Sophomore
Newnan, GA



BARRETT WILKES
5-11, 183, Sophomore
Valdosta, GA

BUSTER FAULKNER IN 2002

	A-C-I	Yds	TDs
Albany State	30-19-2	276	3
Fort Valley State	33-19-1	217	3
Delta State	33-27-0	280	4
Southern Arkansas	48-35-1	328	3
Ouachita Baptist	25-20-0	326	5
Arkansas-Monticello	26-19-0	297	3
Central Arkansas	23-16-2	289	3
West Alabama	30-22-2	290	4
North Alabama	46-26-0	232	2
Arkansas Tech	30-16-1	138	2
West Georgia	32-19-1	188	1
Catawba	38-25-1	343	2
Carson-Newman	35-24-2	288	4
Texas A&M-Kingsville	33-14-1	195	2
Grand Valley State	41-26-3	139	0
TOTALS	503-327-17	3826	41

Runningbacks BLAZERS

TYRAN ROBINSON IN 2002

	No.	Net	TDs
Albany State	20	79	0
Ft. Valley State	16	58	0
Delta State	14	103	0
Southern Arkansas	11	41	1
Ouchita Baptist	8	38	1
Arkansas-Monticello	8	94	0
Central Arkansas	5	8	0
West Alabama	9	62	0
North Alabama	3	3	0
Arkansas Tech	5	25	0
West Georgia	6	14	0
Carson-Newman	14	104	0
Catawba	18	78	1
Texas A&M-Kingsville	10	14	0
Grand Valley State		INJURED	
TOTALS	147	721	3

AARON JENKINS IN 2002

	No.	Net	TDs
Albany State	4	25	0
Delta State	11	43	1
Southern Arkansas	10	81	0
Ouachita Baptist	5	109	1
Arkansas-Monticello	12	170	1
Central Arkansas	24	204	1
West Alabama	24	151	2
North Alabama	20	103	3
Arkansas Tech	15	83	0
West Georgia	24	63	1
Carson-Newman	14	66	0
Catawba	18	73	0
Texas A&M-Kingsville	13	34	0
Grand Valley State	20	99	1
TOTALS	214	1304	11

The runningback position should be a major strength of the offense with the return of all-America Aaron Jenkins and his backup Tyran Robinson as well as fullbacks Lee Tarpley and William Milton along with a host of other lettermen and newcomers.

"I think we strengthened the position in the spring because we sat Jenkins out, and a lot of guys got in some quality work," runningbacks coach Chris Boden said. "Because of the added depth we should be a little more versatile back there."

Redshirt freshman Darrin Richardson and JC transfer Alex Godfrey caught Boden's eye during the spring, and moving offensive lineman Twion Shealer to fullback should also pay dividends.

Even more quality depth will be provided by Latray Walker, Javaris Weston, Dorian Gilliam and Steve Skeen, all of whom lettered last year.



DORIAN GILLIAM

5-8, 192, Senior
Stone Mountain, GA



ALEX GODFREY

5-9, 190, Junior
Valdosta, GA



AARON JENKINS

5-7, 188, Senior
Leary, GA




WILLIAM MILTON

5-10, 204, Sophomore
Thomasville, GA



TYLER PRUITT

5-8, 182, Freshman
Fitzgerald, GA



DARRIN RICHARDSON

5-10, 172, Freshman
Valdosta, GA



TYRAN ROBINSON

5-9, 183, Junior
Moultrie, GA



TWION SHEALER

6-1, 262, Sophomore
Commerce, GA



STEVE SKEEN

6-1, 206, Junior
Stone Mountain, GA



LEE TARPLEY

6-2, 227, Senior
Valdosta, GA



LATRAY WALKER

5-7, 168, Sophomore
Augusta, GA



JAVARIS WESTON

5-11, 181, Sophomore
Jacksonville, FL

2003 FOOTBALL

Offensive Line

Hatcher and offensive line coach Shawn Bostick consider the front five to be one of the major keys to the success of the Blazers' 2003 attack. Four players who started most of the time a year ago return, and more quality depth has been developed. But much work must be done when the camp bell rings in early August.

"We came out of the spring with a good idea of who we can count on," Bostick said. "We'll pick up where we left off, identify the five best and get to work protecting the passer. We struggled in the protection area last year while some young pups were growing up. It's critical that we improve in that area."

Returning starters include sophomore Will Shelton at left tackle, junior Torrey Howard at left guard, junior Kelvin McDavis at center (moved from guard in the spring) and sophomore Brad Fleming at right guard. Redshirt freshman James Richards was the big spring surprise, coming off the practice squad and climbing to the top of the depth chart at right tackle.

Junior Dustin Dodson, who started at center last year, will go into camp as the wild card. He's listed behind Shelton but can play every position, making him a very valuable commodity.

Three redshirt freshmen, all of whom got intensive work in the spring, are listed as backups. Bryant Ervin will work behind Howard, Marcellus Washington is listed behind Fleming, and Eddie Underwood finished spring behind Richards. Junior Leighton Cooley remains the backup center.



LEIGHTON COOLEY
5-10, 230, Junior
Roberta, GA



DUSTIN DODSON
6-2, 262, Junior
Bainbridge, GA



BRYANT ERVIN
6-1, 319, Freshman
Waynesboro, GA



BRAD FLEMING
6-2, 283, Sophomore
Lilburn, GA



JOHN HARRISON
6-1, 233, Sophomore
Lakemont, GA



TORREY HOWARD
6-1, 283, Junior
Warner Robins, GA



KELVIN McDAVIS
6-3, 280, Junior
Warner Robins, GA



JEFF MERROW
6-1, 200, Freshman
Buford, GA



CHARLES PRESCOTT
6-1, 281, Freshman
Waynesboro, GA



JAMES RICHARDS
6-0, 260, Freshman
Griffin, GA



WILL SHELTON
6-3, 230, Sophomore
Snellville, GA



MICHAEL SUMNER
5-11, 268, Sophomore
Statesboro, GA



EDDIE UNDERWOOD
6-4, 328, Freshman
Columbus, GA



MARCELLUS WASHINGTON
6-2, 285, Freshman
Columbus, GA

Wide Receivers & Tight Ends

The receiver situation is much like it was a year ago when the Blazers went into camp minus a pair of quality receivers who had posted big numbers in 2001. Gone this year are all-Americans Reggie Mosley and C.J. Lofton, and Coach Dean won't even try to replace them.

"Those guys were special and will definitely be missed," Dean said. "But one of the great things about this offense is the constant development of the receiver corps. We feel very good about the folks we'll be going into battle with."

Heading the list are junior Tyrone Jordan (37 catches, 411 yards, 6 TDs) and sophomore Greg Lofton (27 catches, 255 yards, 3 TDs) at flanker and sophomore Bama Adams (21 catches, 199 yards, 1 TD) at the Air Raid's version of the tight end.

Junior Rod Dalton and redshirt freshman Raymond Thomas top the split end depth chart. Dalton has battled injuries throughout his career but is expected to come into camp healthy, and Thomas, who had to be redshirted last year because of a broken thumb, possesses Mosley-type ability. Redshirt freshman Tyler Aurandt will work behind Dalton and Thomas.

Senior veteran Nekeyma Wright will be joined in the slot by walkon Darrell Stephens and junior Eddie Dowdell. Stephens, a rangy receiver with excellent speed, was especially impressive in the spring.

Sophomore Andre Zellner (6-4, 230) will move in at tight end when the run is in order, but he'll also be used on the outside where he has made marked improvement. Even more tight end depth will be provided by sophomore Drew Willis, who moved from quarterback, and redshirt freshman Joseph Edison.

Senior Dantra Clements will again be very valuable because of his versatility. He can line up on either side of the formation and last year caught 13 balls for 218 yards and 3 TDs.

TYRONE JORDAN IN 2002

	No.	Yds	TDs
Albany State	4	60	1
Ft. Valley State	3	30	0
Delta State	2	24	1
Southern Arkansas	2	14	0
Ouachita Baptist	5	32	0
Arkansas-Monticello	1	7	0
Central Arkansas	3	49	1
West Alabama	2	17	0
North Alabama	1	2	0
Arkansas Tech	3	26	1
West Georgia	1	4	0
Catawba	1	10	0
Carson-Newman	2	56	1
Texas A&M-Kingsville	3	23	1
Grand Valley State	4	57	0
TOTALS	37	411	6

GREG LOFTON IN 2002

	No.	Yds	TDs
Albany State	2	18	0
Ft. Valley State	3	38	1
Delta State	2	14	1
Southern Arkansas	1	12	0
Ouachita Baptist	1	22	0
Arkansas-Monticello	2	9	0
Central Arkansas	1	4	0
West Alabama	0	0	0
North Alabama	7	60	1
Arkansas Tech	1	24	0
West Georgia	3	20	0
Catawba	2	28	0
Carson-Newman	0	0	0
Texas A&M-Kingsville	0	0	0
Grand Valley State	2	6	0
TOTALS	27	255	3

VALDOSTA STATE FOOTBALL



BAMA ADAMS

5-8, 176, Sophomore
Folkston, GA




DANTRA CLEMENTS

5-10, 185, Senior
Sharpsburg, GA




ROD DALTON

6-1, 189, Junior
Athens, GA



EDDIE DOWDELL

6-2, 180, Junior
Douglas, GA



JOS EDISON

6-1, 209, Freshman
Blakely, GA

2003 FOOTBALL

Wide Receivers & Tight Ends



TYRONE JORDAN
6-1, 200, Junior
Willacoochee, GA



GREG LOFTON
5-9, 185, Sophomore
Valdosta, GA



TOMMY PARKER
6-0, 178, Junior
Sylvester, GA



DARRELL STEPHENS
6-1, 198, Sophomore
Bainbridge, GA



RAYMOND THOMAS
5-9, 153, Freshman
Cordele, GA




DREW WILLIS
6-0, 213, Sophomore
Sylvester, GA



NEKEYMA WRIGHT
5-11, 180, Senior
Fort Valley, GA



ANDRE ZELLNER
6-3, 224, Sophomore
Forsyth, GA



GREG LOFTON



TYRONE JORDAN

VSU BLAZERS

Defensive Line

The defensive front was a major part of the Black Swarm's record-setting season a year ago, but players who accounted for almost half the record 58 sacks were seniors and must be replaced.

Coach Maurea Crain spent the spring doing just that, and when the work ended he felt very comfortable with his cast of characters. "We know what we have to do, and we're going to get it done," Crain said. "The guys responded to the challenge in the spring, and I expect that work ethic to carry over to camp."

On the inside, senior Xavier Carrington and junior college transfer Terel Toomer will replace all-American Dewayne Smith and Reggie Rhodes. Carrington is experienced, having been in the D-line rotation for three seasons. Toomer arrived in the spring and made an immediate impact.


Talent abounds on the outside where sophomore Tim Thompson and senior transfer Hobie Holiday reside, backed up by junior Derrick Hill and sophomore Dedrick Morrison (moved from the inside during the spring). Anders and Crain call Holiday a coach on the field, and Thompson, a solid performer the last half of 2002, had an outstanding spring. Hill went down with a knee injury after six games last year but should be fully recovered by camp time.

Sophomore Calvin English will work behind Carrington and Toomer along with JC transfer Tracy Flounoy, who will enroll in August.

More depth will be provided by senior Doug Garrity inside and junior Thomas Kemp outside.



DERRICK HILL



XAVIER CARRINGTON

6-0, 258, Senior
Macon, GA



CALVIN ENGLISH

6-4, 250, Sophomore
Covington, GA



DOUG GARRITY

5-10, 242, Senior
Bradenton, FL



GLEN GOSIER

6-1, 247, Senior
Dixie, GA



DERRICK HILL

6-5, 261, Junior
Oglethorpe, GA



HOBIE HOLIDAY

6-2, 240, Senior
Warner Robins, GA



DEDRICK MORRISON

5-10, 232, Sophomore
Ocoee, FL



TIM THOMPSON

6-2, 228, Sophomore
Sparta, GA




TEREL TOOMER

6-0, 325, Junior
Sylvester, GA



2003 FOOTBALL

Linebackers



MARLIN ADAMS

JASON COST

All-conference performers Marlin Adams and Jason Cost return to form an impressive base to the all-important segment of the Black Swarm. Adams is coming off a brilliant season, in which he led the team in tackles (95) including 10.5 sacks from his weakside position. Cost was just as effective in the middle, finishing third in tackles (84).

Sophomore Dee Williford, who transferred in the spring from Central Florida, made an immediate impact, earning the starting job on the strong side. Anders moved him from the weak side because he's big enough (215) to defend the run but also fast enough to cover.

Junior Fred Dunn, who has been in the rotation the last two years, is expected to assume a much larger role, playing both inside and out, and redshirt freshman Cody Thomas made solid strides in the spring and can also play inside or out.

Two other redshirt freshmen - Matthew McCoy and Kevin Adkins - will provide depth on the outside, and true freshman Gio Blalock will get a look as well.

"Depth is a concern, but our front line guys are extremely athletic," Anders said. "We'll work toward building depth, and there's always a surprise or two when camp opens."



MARLIN ADAMS
5-11, 198, Senior
Warner Robins, GA



KEVIN ADKINS
5-9, 185, Freshman
Montezuma, GA



GIO BLALOCK
5-10, 185, Freshman
Fort Valley, GA



JASON COST
5-11, 225, Senior
East Point, GA



FRED DUNN
6-1, 203, Junior
Washington, GA



MATT MCCOY
5-11, 198, Sophomore
Baxley, GA



CODY THOMAS
6-0, 200, Freshman
Savannah, GA



DEE WILLIFORD
6-1, 215, Sophomore
Auburndale, FL

Defensive Backs BLAZERS

The most depth and the most experience on the Black Swarm greeted new secondary coach Ryan Shirley in the spring, and Anders was pleased with the lines of communication which were established between Shirley and his troops.

"We return a lot of experience on the back end," Anders said, "and they'll need to call on it because we're going to ask a lot of them. We're looking for them to lead us from the back end up. They'll be involved in every aspect of the game. I was extremely pleased with the job Coach Shirley did in the spring. I thought they got to know each other and meshed real well."

Seniors Elliott Burkes and Marquis Turner at the corners and senior Wesley Brown at free safety all started last year, and senior rover Timi Aganga-Williams played as much as a starter. That quartet is extremely solid, but more experience behind them gives Shirley the luxury of developing a rotation in the secondary to keep players fresh.

Seniors Chris Fowler and Milon Brezial and sophomore Michael Flood all played quality minutes last season. Fowler started much of the time at one corner before a knee injury in last year's playoffs ended his season. Even more depth will be available with the transfer of senior Yohance Buchanan from Florida State.

Also in the picture are juniors Spencer Fortson, Marcus Norwood and Calvin Roberts, sophomores Scott Foss and Oscar Patterson, redshirt freshman Bradley McCord and true freshman James Mills.



TIMI AGANGA-WILLIAMS
5-11, 186, Senior
Atlanta, GA



MILON BREZIAL
5-10, 192, Senior
Macon, GA



WESLEY BROWN
6-1, 195, Senior
White Springs, FL



ELLIOTT BURKES
6-0, 177, Senior
Camilla, GA



MICHAEL FLOOD
5-8, 160, Sophomore
Douglasville, GA



SPENCER FORTSON
5-7, 188, Junior
Elberton, GA



SCOTT FOSS
5-10, 166, Sophomore
Rome, GA



CHRIS FOWLER
5-10, 166, Senior
Hinesville, GA



BRADLEY McCORD
6-0, 191, Freshman
Griffin, GA



OSCAR PATTERSON
5-10, 195, Sophomore
Kingsland, GA




CALVIN ROBERTS
6-1, 205, Junior
Valdosta, GA



MARQUIS TURNER
5-7, 166, Senior
Fort Valley, GA

2003 FOOTBALL **Special Teams**



WILL RHODY

The all-important special teams area returns almost all of the principals which handled the various chores a year ago. Junior Will Rhody won the placekicking job and turned in a very productive year, leading the team in scoring (105 points). He was pushed in the spring by redshirt freshman Justin Majors who opened a lot of eyes with impressive range. And junior Stephen Delk, who handled kickoff duties on occasion last season, also is back.


Junior Kenn Barnett, who averaged over 37 yards on 77 punts, including 16 inside the 20, returns as does sophomore backup Justin Northcutt. Majors, Rhody and redshirt freshman Clay Price are in the punting picture as well. Barnett also handles the critical holding duties.

Veteran long snapper Jeff Corley is gone, but sophomore John Harrison, who relieved the injured Corley for most of last year's playoffs, is expected to take charge. Starting center Kelvin McDavis and receiver Nekeyma Wright can also handle the job.

As usual, return men will be auditioned as a regular segment of camp work.



KENN BARNETT
6-0, 202, Junior
Lincolnton, GA



STEVEN DELK
6-0, 177, Junior
Tifton, GA



JOHN HARRISON
6-1, 233, Sophomore
Lakemont, GA



KELVIN McDAVIS
6-3, 280, Junior
Warner Robins, GA



JUSTIN NORTHCUTT
5-11, 180, Sophomore
Valdosta, GA



CLAY PRICE
6-2, 178, Freshman
Swainsboro, GA



WILL RHODY
6-1, 186, Junior
Jupiter, FL



NEKEYMA WRIGHT
5-11, 180, Senior
Fort Valley, GA

2003 Football Signees

Name	Pos	Ht.	Wt.	High School/JUCO/SR Col	Hometown
Kenneth Berrong	K	6-0	165	Parkview	Lilburn, GA
Yohance Buchanan	DB	6-1	200	Florida State	Atlanta, GA
Jeff Creveling (mid-year)	QB	6-3	235	Florida	Gainesville, FL
Donnie Danniels	LB	6-2	205	Peach Co.	Fort Valley, GA
Jeffrey Felton	WR	5-9	165	Crisp Co.	Cordele, GA
Nick Fletcher	RB	5-10	185	Toombs Co.	Lyons, GA
Tracy Flounoy	DL	6-3	320	Holmes (MS) JC	Thomasville, GA
Alex Godfrey (mid-year)	RB	5-9	190	Holmes (MS) JC	Valdosta, GA
Hobie Holiday (mid-year)	DL	6-2	240	Georgia Tech	Warner Robins, GA
James Mills	DB	5-9	171	Trinity Christian	Jacksonville, FL
Scott Palmer	RB	5-11	230	Central Gwinnett	Lawrenceville, GA
Zach Parker	WR	6-4	221	Lowndes	Valdosta, GA
Davis Russell	OL	5-11	240	Mandarin	Jacksonville, FL
Rick Stokes	WR	5-9	185	Georgia Military JC	Lincolnton, GA
Travis Taylor	WR	5-11	170	Dooly Co.	Vienna, GA
Terel Toomer (mid-year)	DL	6-0	325	Middle Georgia JC	Sylvester, GA
Dee Williford (mid-year)	LB	6-1	215	Central Floria	Auburndale, FL

SUPPORT STAFF



STEVE ROBERTS
Sports
Information
Director



LYNNE CAPECE
Director,
Athletic
Advancement



DANIELLE LEHMAN
Compliance
Officer



BILL ENGLAND
Director,
Athletic
Development



MICKY WOODS
Travel, Field
Maintenance



LINDA REINHARD
Cheerleading
Coordinator



DANTÉ TENNANT
Cheerleader
Coach



BOBBY TUCKER
Faculty Athletics
Representative



AIR BLAZERS

RADIO

WWRQ 107.9 FM
Valdosta, GA
Dick Rockey, play-by-play
voice of the Blazers
Tom Odom,
color commentary

The
Chris Hatcher Show
WWRQ 107.9 FM
Mondays at 7 p.m.
Remerton Grille

TELEVISION

The
Chris Hatcher Show
WALB, Channel 10, Albany
Each Sunday
(times vary)



2003 FOOTBALL Sports Medicine At Valdosta State

The Sports Medicine program at Valdosta State, under the direction of head athletic trainer Russ Hoff, provides the athletic training personnel and expertise for the 11 intercollegiate sports. Hoff, who came on board in August 1997 after serving in a similar capacity at Capital (Ohio) University for 10 years, oversees a staff which includes three other certified athletic trainers (Lori Howard, Bobby Tucker and Chuck Conner), three graduate assistants and a host of student athletic trainers who work the various sports during their seasons.

The Sports Medicine major is offered by the Department of Kinesiology and Physical Education within the College of Education, and admission is based on academic achievement, course work, related experiences and recommendations. The first two years consist of coursework in the college core curriculum along with background courses appropriate to the major. The second two years incorporate the professional sequence of coursework in the areas of injury assessment, therapeutic exercise, advanced anatomy, biomechanics, kinesiology and sport physiology.

It is during the second two years that the student becomes actively involved in the laboratory experiences in the athletic training room and on the athletic fields and courts. All of these experiences are under the direct supervision of Hoff or one of the other certified trainers.

In addition to the sports medicine staff, Valdosta State athletics is "taken care of" by team physician Dr. Kurt Jacobson and members of his staff from the world famous Hughston Sports Medicine Clinic in Columbus, which has a full service clinic in Valdosta located between VSU's two campuses.



The Hoff's: Sam, Henry, Margaret, Julie and Russ

Valdosta State University

Athletic Training



DR. KURT JACOBSON
*Hughston Sports
Medicine Clinic*



LORI HOWARD
*Athletic
Trainer*



CHUCK CONNER
*Athletic
Trainer*



BOBBY TUCKER
*Athletic
Trainer*

STUDENT ATHLETIC TRAINERS WORKING FOOTBALL

- Nick Foster, graduate assistant
- Kyle Torgerson, graduate assistant
- Caroline Spearman
- Randy Wilkes
- Tina Lai
- Michael White
- Esque Young
- Diana Parker
- Kim Fender



Valdosta State, heading into its 22nd season in the dangerous Gulf South Conference wars, has dominated the league in football since 2000, winning three consecutive championships and putting together back-to-back undefeated regular seasons in 2001 and 2002. The Blazers have won a conference record 27 straight regular season games, including a record 23 consecutive wins against GSC foes.

VSU became a football force in the then nine-member league in 1986, finishing a surprising second and just missing a playoff spot. In 1994 the Blazers again challenged for their first ever conference championship but fell twice, once in the regular season and once in double overtime in the quarterfinals of the national playoffs, to eventual national champion North Alabama, finishing second in the league for the fourth straight year. The final overall record that year was a then school-best 11-2, 6-1 in the GSC.

After knocking on the conference championship door often, VSU finally kicked it down in 1996, winning the school's first league title and again advancing to the national playoffs. Once again the Blazers lost in the quarterfinal round to finish 10-3. VSU added its second league title in 2000, finishing in a three-way tie at 8-1 with West Georgia and Delta State. All three teams advanced to the national playoffs with Delta State claiming its first national championship. The Blazers made it two in a row in 2001, recording their first ever undefeated regular season and winning their third conference title by two games. VSU was ranked No. 1 in the country for a school record six weeks, advancing to the quarterfinals of the national playoffs. The phenomenal run continued last season as the Blazers again ran the table to win their third straight GSC crown. They won 14 straight games to reach the national championship finals before falling to Grand Valley State, 31-24. The 14-1 record is the best ever.

The largest all-sports conference in Division II, the GSC enters its 34th year of excellence, continuing a tradition of growth and success that has brought it distinction as one of the elite NCAA Division II conferences. The 17 universities in six southeastern states offer a broad and diverse membership committed to being the best in all aspects of the university experience. As an all-sports conference, the GSC is dedicated to the promotion and practice of honor, integrity and sportsmanship. With 36 national team championships in 10 sports, the GSC fosters success and encourages excellence in all of its coaches and student-athletes.



NATHAN SALANT
Gulf South Commissioner

Originally known as the Mid-South Conference, the GSC was formed by six universities in the summer of 1970: Delta State, Florence State (now North Alabama), Jacksonville State, Livingston (now West Alabama), UT Martin and Troy State. Due to scheduling problems during the 1970-71 academic year, the only league sport was football. Jacksonville State won the league's first championship.

In 1971, the league changed its name to the Gulf South Conference when Southeastern Louisiana and Nicholls State joined and opened an office in Hammond, La. The following year Mississippi College and Northwestern Louisiana were admitted. Northwestern Louisiana withdrew two years later, followed by Southeastern Louisiana and Nicholls State in 1979.

The conference continued with seven teams until 1981 when the presidents admitted Valdosta State. West Georgia joined in 1983. UT Martin and Troy State moved to Division I in 1991, again reducing the league to seven members before it embarked on a major expansion which resulted in the addition of 10 new members: Lincoln Memorial in 1992; Alabama-Huntsville, Henderson State, Central Arkansas and Mississippi University for Women in 1993; West Florida in 1994; and Arkansas-Monticello, Arkansas Tech and Southern Arkansas in 1995. Jacksonville State left for D-I in 1992 and Mississippi College dropped to D-III in 1996. In July 1996, Christian Brothers joined the league, keeping the membership at 16 schools.

In 2000, the conference announced the addition of Harding and Ouachita Baptist, bringing its membership to 18. It dropped to 17 in May when Mississippi University for Women dropped its intercollegiate athletics program.

Former commissioner Jim McCullough moved the GSC office to its current location in Birmingham. Nate Salant became the league's sixth commissioner in 1992 and is assisted in the conference office by information director Mike Anderson as well as office manager Mary Jean Box. The GSC president is Dr. Robert Brown, president of Arkansas Tech, who completes a two-year term this year.

The Gulf South Conference mailing address and telephone number:

Gulf South Conference
4 Office Park Circle, Suite 218
Birmingham, AL 35223
(205) 870-9750 FAX 870-4723

Web Site: www.gulfsouthconference.org

The Gulf South Conference Final 2002 Standings

Team	GSC	Pct.	PF	PA	Overall	Pct.	PF	PA
Valdosta State	9-0	1.000	342	152	14-1	.933	500	236
Harding	7-2	.778	276	210	9-2	.818	333	248
Central Arkansas	6-3	.667	334	216	8-3	.727	412	233
Southern Arkansas	6-3	.667	319	234	7-4	.636	372	292
Ouachita Baptist	5-4	.556	260	260	5-5	.500	277	280
Henderson State	5-4	.556	202	265	5-6	.455	216	376
Delta State	4-5	.444	236	221	4-7	.364	269	284
West Alabama	3-6	.333	194	290	5-6	.455	280	337
North Alabama	3-6	.333	293	305	4-7	.364	338	346
Arkansas Tech	3-6	.333	130	227	4-7	.364	161	253
Arkansas-Monticello	2-7	.222	150	310	2-8	.200	191	352
West Georgia	1-8	.111	192	238	3-8	.273	261	302

GSC National Championships 1971-2003 (36)

Baseball (4) Troy State (1986, 87) Jacksonville State (1990, 1991)	Men's Golf (4) Troy State (1976, 77, 84) West Florida (2001)
Men's Basketball (3) North Alabama (1979, 91) Jacksonville State (1985)	Women's Golf (3) Troy State (1984, 86, 89)
Women's Basketball (7) Delta State (1975, 76, 77, 89, 90, 92) Southeastern Louisiana (1977)	Women's Gymnastics (2) Jacksonville State (1984, 85)
Football (9) North Alabama (1993, 94, 95) Troy State (1984, 87) West Alabama (1971) Mississippi College (1989...vacated) Jacksonville State (1992) Delta State (2000)	Hockey (2) Alabama-Huntsville (1996, 98)
	Men's Track (1) Southeastern Louisiana (1975)
	Women's Soccer (1) Christian Brothers (2002)

2003 FOOTBALL 2002 Gulf South Conference Statistics

RUSHING OFFENSE

School	G	Att.	Yds.	Att. Avg.	Game Avg.	TD
Henderson State	11	620	3152	5.1	286.5	27
Southern Arkansas	11	530	2574	4.9	234.0	31
Delta State	11	523	2304	4.4	209.5	30
Ouachita Baptist	10	451	1656	3.7	165.6	26
Harding	11	407	1587	3.9	144.3	16
North Alabama	11	422	1561	3.7	141.9	31
Central Arkansas	11	319	1489	4.7	135.4	24
Arkansas Tech	11	474	1426	3.0	129.6	15
Ark-Monticello	10	375	1279	3.4	127.9	8
VSU	15	548	1816	3.3	121.1	20
West Georgia	11	383	946	2.5	86.0	12
West Alabama	11	335	687	2.1	82.9	9

RUSHING DEFENSE

School	G	Att.	Yds.	Att. Avg.	Game Avg.	TD
VSU	15	458	832	1.8	55.5	15
West Georgia	11	436	1408	3.2	128.0	19
Delta State	11	454	1445	3.2	131.4	19
Ouachita Baptist	10	388	1338	3.4	133.8	20
Central Arkansas	11	440	1603	3.6	145.7	19
North Alabama	11	389	1633	4.1	148.5	19
Harding	11	473	1678	3.5	152.5	21
Arkansas Tech	11	490	1709	3.5	155.4	20
West Alabama	11	461	2017	4.4	183.4	24
Southern Arkansas	11	472	2027	4.3	184.3	22
Ark-Monticello	10	407	1914	4.7	191.4	25
Henderson State	11	416	2252	5.4	204.7	31

TOTAL OFFENSE

School	G	Att.	Yds.	Att. Avg.	Game Avg.	TD
Central Arkansas	11	787	4905	6.2	445.9	53
Southern Arkansas	11	770	4571	5.9	415.5	50
North Alabama	11	795	4545	5.7	413.2	44
VSU	15	1095	5978	5.5	398.5	62
Harding	11	748	4163	5.6	378.5	40
West Alabama	11	809	4072	5.0	370.2	31
Henderson State	11	795	4064	5.1	369.5	28
Ark-Monticello	10	705	3641	5.2	364.1	24
Delta State	11	761	3747	4.9	340.6	34
Ouachita Baptist	10	681	3200	4.7	320.0	35
West Georgia	11	785	3430	4.4	311.8	31
Arkansas Tech	11	694	2361	3.4	214.6	21

TOTAL DEFENSE

School	G	Att.	Yds.	Att. Avg.	Game Avg.	TD
VSU	15	984	4059	4.1	270.6	29
Delta State	11	726	3463	4.8	314.8	35
Harding	11	782	3475	4.4	315.9	33
West Georgia	11	777	3629	4.7	329.9	37
Central Arkansas	11	760	3800	5.0	345.5	30
Arkansas Tech	11	801	3856	4.8	350.5	32
Ouachita Baptist	10	666	3639	5.5	363.9	36
Southern Arkansas	11	824	4189	5.1	380.8	39
North Alabama	11	761	4309	5.7	391.7	42
Ark-Monticello	10	701	4161	5.9	416.1	46
West Alabama	11	835	4681	5.6	425.5	44
Henderson State	11	738	4740	6.4	430.9	48

PASSING OFFENSE

School	Att.	Comp.	Int.	Pct.	Yds.	Avg.	TD
Central Arkansas	468	287	13	.613	3416	310.5	29
West Alabama	474	293	10	.618	3385	307.7	22
VSU	547	355	19	.649	4162	277.5	42
North Alabama	373	231	17	.619	2984	271.3	13
Ark-Monticello	330	169	11	.512	2362	236.2	16
Harding	341	196	10	.575	2576	234.2	24
West Georgia	402	196	15	.488	2484	225.8	19
Southern Arkansas	240	116	8	.483	1997	181.5	19
Ouachita Baptist	230	129	11	.561	1544	154.4	9
Delta State	238	110	9	.462	1443	131.2	5
Arkansas Tech	220	86	13	.391	935	85.0	6
Henderson State	175	69	15	.394	912	82.9	1

PASSING DEFENSE

School	Att.	Comp.	Int.	Pct.	Yds.	Avg.	TD
Harding	309	151	13	.489	1797	163.4	12
Delta State	272	157	7	.577	2018	183.5	16
Arkansas Tech	311	173	8	.556	2147	195.2	12
Southern Arkansas	352	195	15	.554	2162	196.5	17
Central Arkansas	320	164	22	.512	2197	199.7	11
West Georgia	341	187	10	.548	2221	201.9	18
VSU	526	264	26	.502	3227	215.1	14
Ark-Monticello	294	177	14	.602	2247	224.7	21
Henderson State	322	185	8	.575	2488	226.2	17
Ouachita Baptist	278	157	12	.565	2301	230.1	16
West Alabama	374	215	13	.575	2664	242.2	20
North Alabama	362	208	9	.575	2676	243.3	23

SCORING OFFENSE

School	G	Pts.	Avg.	School	G	Pts.	Avg.
Central Arkansas	11	412	37.5	VSU	15	236	15.7
Southern Arkansas	11	372	33.8	Central Arkansas	11	233	21.2
VSU	15	500	33.3	Harding	11	248	22.5
North Alabama	11	338	30.7	Arkansas Tech	11	253	23.0
Harding	11	333	30.3	Delta State	11	284	25.8
Ouachita Baptist	10	277	27.7	Southern Arkansas	11	292	26.5
West Alabama	11	280	25.5	West Georgia	11	302	27.5
Delta State	11	269	24.5	Ouachita Baptist	10	280	28.0
West Georgia	11	261	23.7	West Alabama	11	337	30.6
Henderson State	11	216	19.6	North Alabama	11	346	31.5
Ark-Monticello	10	191	19.1	Henderson State	11	376	34.2
Arkansas Tech	11	161	14.6	Ark-Monticello	10	352	35.2

SCORING DEFENSE

INDIVIDUAL RUSHING

Player/School	G	Att.	Yds.	Att. Avg.	Game Avg.	TD
Corwin Elliott, UAM	10	274	1192	4.4	119.2	7
Montoya Brown, OBU	10	212	1012	4.8	101.2	10
Aaron Jenkins, VSU	14	214	1304	6.1	93.1	11
Blake Christenson, HSU	11	208	1003	4.8	91.2	17
Shann Mitchell, UCA	11	128	856	6.7	77.8	11

INDIVIDUAL PASSING

Player/School	G	Att.	Comp.	Int.	Yds.	AperG	TD
Brett Gilliland, UWA	11	451	280	10	3213	292.1	20
Zak Clark, UCA	11	427	263	13	3157	287.0	24
Will Hall, UWA	10	321	204	12	2635	263.5	12
Buster Faulkner, VSU	15	502	326	17	3821	254.7	41
Fred Langton, HU	10	301	177	8	2275	227.5	20

INDIVIDUAL RECEIVING

Player/School	G	Cgt.	Yds.	Game	Cgt. Game	TD
Nik Lewis, SAU	11	65	1239	112.6	5.9	14
Kyle Henderson, UWA	11	58	1190	108.2	5.3	14
Gerald Gales, UWA	11	96	994	90.4	8.7	4
Reggie Mosley, VSU	14	79	1295	90.4	5.6	15
Marvin Brown, UAM	8	43	707	88.4	5.4	5

INDIVIDUAL TOTAL OFFENSE

Player/School	G	Att.	Rush Yds.	Pass Yds.	Tot Yds.	Game Avg.
Brett Gilliland, UWA	11	575	0	3213	3213	292.1
Zak Clark, UCA	11	467	29	3157	3186	289.6
Will Hall, UWA	10	427	-22	2635	2613	261.3
Buster Faulkner, VSU	15	610	-313	3821	3508	233.9
Fred Langton, HU	10	344	-47	2275	2228	222.8

SCORING

Player/School	G	TD	PAT	FG	Pts.	Avg.
DeMarcus Blount, UNA	11	20	2	0	122	11.1
Blake Christenson, HSU	11	17	2	0	104	9.5
Robert Lolohea, HU	9	13	0	0	78	8.7
Nik Lewis, SAU	11	14	0	0	84	7.6
Kyle Henderson, UWA	11	14	0	0	84	7.6

INTERCEPTIONS

Player/School	No.	Yds.	Player/School	No.	Yds.	Avg.
Chris Fowler, VSU	7	35	Tommy Edwards, ATU	73	2982	40.8
Dan Henderson, UAM	6	76	John Newberry, UCA	43	1750	40.7
Brian Davis, SAU	5	18	Ben Thoma, UWA	58	2336	40.3
Bobby Chaten, UCA	4	47	John Weaver, DSU	60	2309	38.5
Eric Helloms, UAM	4	12	Tony Grecco, SAU	42	1584	37.7

PUNTING

PUNT RETURNS

Player/School	No.	Yds.	Avg.	Player/School	No.	Yds.	Avg.
Tiago Collins, HU	17	234	13.8	Donald Butler, SAU	13	400	30.8
Nik Lewis, SAU	14	179	12.8	Detronn Harris, UWG	17	455	26.8
Gerald Gales, UWA	27	289	10.7	Davin Washington, HSU	11	285	25.9
Robert Lolohea, HU	10	100	10.0	Altrikil Brown, UCA	15	384	25.6
Shelton Belton, DSU	12	107	8.9	Patrick Wilson, UNA	17	426	25.1

KICKOFF RETURNS

2003 Valdosta State Football Numerical Roster

No.	Name	Pos.	Ht.	Wt.	Class	Hometown
1	Hobie Holiday	DE	6-2	240	Senior	Warner Robins, GA
2	Chris Fowler	CB	5-10	166	Senior	Hinesville, GA
3	Raymond Thomas	WR	5-9	153	Freshman	Cordele, GA
4	Yobance Buchanan	ROV	6-1	200	Senior	Atlanta, GA
5	Buster Faulkner	QB	5-10	184	Junior	Lilburn, GA
6	Bama Adams	TE	5-8	176	Sophomore	Folkston, GA
7	Greg Lofton	WR	5-9	185	Sophomore	Valdosta, GA
8	Nekeyma Wright	WR	5-11	180	Senior	Fort Valley, GA
9	Tyrone Jordan	WR	6-1	200	Junior	Willacoochee, GA
10	Kenn Barnett	QB/P	6-0	202	Junior	Lincolnton, GA
11	Barrett Wilkes	QB	5-11	183	Sophomore	Valdosta, GA
12	Fred Dunn	LB	6-1	203	Junior	Washington, GA
13	Sean Calhoun	QB	6-0	173	Junior	Atlanta, GA
14	Aaron Jenkins	RB	5-7	188	Senior	Leary, GA
15	Jeff Creveling	QB	6-3	235	Junior	Gainesville, FL
16	Mitch Stewart	QB	6-1	206	Sophomore	Newnan, GA
19	Rod Dalton	WR	6-1	189	Junior	Athens, GA
20	Tyran Robinson	RB	5-9	183	Junior	Moultrie, GA
21	Dantra Clements	RB	5-10	185	Senior	Sharpsburg, GA
22	Scott Foss	FS	5-10	166	Sophomore	Rome, GA
23	Timi Aganga-Williams	ROV	5-11	186	Junior	Atlanta, GA
24	Michael Flood	CB	5-8	160	Sophomore	Douglasville, GA
25	William Milton	RB	5-10	204	Sophomore	Thomasville, GA
26	Latray Walker	RB	5-7	168	Sophomore	Augusta, GA
27	Will Rhody	K/P	6-1	186	Junior	Jupiter, FL
28	Alex Godfrey	RB	5-9	190	Junior	Valdosta, GA
29	Darrin Richardson	RB	5-10	172	Freshman	Valdosta, GA
30	Marquis Turner	CB	5-7	166	Senior	Fort Valley, GA
31	Elliott Burkes	CB	6-0	177	Senior	Camilla, GA
32	Bradley McCord	ROV	6-0	191	Freshman	Griffin, GA
33	Milon Brezjal	ROV	5-10	192	Senior	Macon, GA
34	Marlin Adams	LB	5-11	198	Senior	Warner Robins, GA
35	Spencer Fortson	ROV	5-7	188	Junior	Elberton, GA
36	Dorian Gilliam	RB	5-8	192	Senior	Stone Mountain, GA
37	Tyler Pruitt	RB	5-8	182	Freshman	Fitzgerald, GA
38	Xavier Carrington	DT	6-0	258	Senior	Macon, GA
39	Kevin Adkins	LB	5-9	185	Freshman	Montezuma, GA
40	Javaris Weston	RB	5-11	181	Sophomore	Jacksonville, FL
41	Gio Blalock	LB	5-10	185	Freshman	Fort Valley, GA
42	Dedrick Morrison	DE	5-10	232	Sophomore	Ocoee, FL
43	Justin Northcutt	P	5-11	177	Sophomore	Valdosta, GA
44	Twion Shealer	RB	6-1	262	Sophomore	Commerce, GA
45	Cody Thomas	LB	6-0	200	Freshman	Savannah, GA
46	Stephen Delk	K	6-0	177	Junior	Tifton, GA
47	Wesley Brown	FS	6-1	195	Senior	White Springs, FL
48	Glen Gosier	DT	6-1	247	Senior	Dixie, GA
49	Justin Majors	K/P	5-11	173	Freshman	Thomasville, GA
52	Dee Williford	LB	6-1	215	Sophomore	Auburndale, FL
53	Jason Cost	LB	5-11	225	Senior	East Point, GA
54	John Harrison	C/D/S	6-1	233	Sophomore	Lakemont, GA
55	Michael Sumner	OG	5-11	268	Sophomore	Statesboro, GA
56	Eddie Underwood	OT	6-4	328	Freshman	Columbus, GA
57	Torrey Howard	OG	6-1	283	Junior	Warner Robins, GA
60	James Richards	OT	6-0	260	Freshman	Griffin, GA
67	William Shelton	OT	6-3	230	Sophomore	Snellville, GA
68	Leighton Cooley	C	5-10	230	Junior	Roberta, GA
69	Dustin Dodson	OT	6-2	262	Junior	Bainbridge, GA
71	Brad Fleming	OG	6-2	283	Sophomore	Lilburn, GA
72	Charles Prescott	OG	6-1	281	Freshman	Waynesboro, GA
74	Bryant Ervin	OG	6-1	319	Freshman	Waynesboro, GA
75	Jeff Mellow	C	6-1	200	Freshman	Buford, GA
76	Kelvin McDavis	C	6-3	280	Junior	Warner Robins, GA
77	Terel Toomer	NG	6-0	325	Junior	Sylvester, GA
78	Quinn Jackson	OG	6-6	340	Junior	Jonesboro, GA
79	Marcellus Washington	OG	6-2	285	Freshman	Columbus, GA
80	Eric Reid	WR	5-10	168	Sophomore	Tallahassee, FL
81	Eddie Dowdell	WR	6-2	180	Junior	Douglas, GA
82	Andre Zellner	TE	6-3	224	Sophomore	Forsyth, GA
83	Lee Tarpley	RB	6-2	227	Senior	Valdosta, GA
84	Tyler Aurandt	WR	5-10	147	Freshman	Atlanta, GA
85	Tommy Parker	WR	6-0	178	Junior	Sylvester, GA
86	Steve Skeen	RB	6-1	206	Junior	Stone Mountain, GA
87	Drew Willis	TE	6-0	213	Sophomore	Sylvester, GA
89	Jos Edison	TE	6-1	209	Freshman	Blakely, GA
90	Don Page	DE	6-3	270	Sophomore	Foley, AL
91	Tim Thompson	DE	6-2	228	Sophomore	Sparta, GA
92	Thomas Kemp	DE	6-2	221	Junior	Macon, GA
94	Tracy Flounoy	NG	6-3	320	Junior	Thomasville, GA
95	Doug Garrity	DE	5-10	242	Senior	Bradenton, FL
96	Clay Price	P	6-2	178	Freshman	Swainsboro, GA
97	Derrick Hill	DE	6-5	261	Junior	Oglethorpe, GA
99	Calvin English	DT	6-4	250	Sophomore	Covington, GA

2003 BLAZERS BY POSITION (END OF SPRING)

OFFENSE (alphabetical) Quarterbacks

Kenn Barnett, Sean Calhoun, Jeff Creveling, Buster Faulkner*, Mitch Stewart, Barrett Wilkes

Runningbacks

Dorian Gilliam, Alex Godfrey, Aaron Jenkins*, William Milton, Tyler Pruitt, Darrin Richardson, Tyran Robinson, Twion Shealer, Steve Skeen, Lee Tarpley*, Latray Walker, Javaris Weston

Wide Receivers

Tyler Aurandt, Rod Dalton, Eddie Dowdell, Tyrone Jordan*, Greg Lofton, Tommy Parker, Eric Reid, Darrell Stephens, Raymond Thomas, Nekeyma Wright

Tight Ends

Bama Adams, Dantra Clements, Joseph Edison, Drew Willis, Andre Zellner

Offensive Line

Leighton Cooley, Dustin Dodson*, Bryant Ervin, Brad Fleming*, John Harrison, Torrey Howard*, Quinn Jackson, Kelvin McDavis, Jeffrey Mellow, Charles Prescott, James Richards, William Shelton*, Michael Sumner, Eddie Underwood, Marcellus Washington

Kickers

Stephen Delk, Justin Majors, Will Rhody*

DEFENSE (alphabetical)

Defensive Line

Xavier Carrington, Calvin English, Tracy Flounoy, Doug Garrity, Glen Gosier, Derrick Hill*, Hobie Holiday, Thomas Kemp, Dedrick Morrison, Don Page, Tim Thompson*, Terel Toomer

Linebackers

Marlin Adams*, Kevin Adkins, Gio Blalock, Jason Cost*, Fred Dunn, Matthew McCoy, Cody Thomas, Dee Williford

Defensive Backs

Timi Aganga-Williams, Milon Brezjal, Wesley Brown*, Elliott Burkes*, Michael Flood, Spencer Fortson, Scott Foss, Chris Fowler*, Bradley McCord, James Mills, Marcus Norwood, Oscar Patterson, Calvin Roberts, Marquis Turner*

Punters

Kenn Barnett*, Justin Majors, Justin Northcutt, Clay Price, Will Rhody

Long Snappers

John Harrison, Kelvin McDavis, Nekeyma Wright

*Returning Starter

2003 Valdosta State Football Alphabetical Roster

Name	No.	Pos.	Ht.	Wt.	Class	Hometown
Bama Adams	6	TE	5-8	176	Sophomore	Folkston, GA
Marlin Adams	34	LB	5-11	198	Senior	Warner Robins, GA
Kevin Adkins	39	LB	5-9	185	Freshman	Montezuma, GA
Timi Aganga-Williams	23	ROV	5-11	186	Senior	Atlanta, GA
Tyler Aurandt	84	WR	5-10	147	Freshman	Atlanta, GA
Kenn Barnett	10	QB/P	6-0	202	Junior	Lincolnton, GA
Gio Blalock	41	LB	5-10	185	Freshman	Fort Valley, GA
Milon Brezjal	33	ROV	5-10	192	Senior	Macon, GA
Wesley Brown	47	FS	6-1	195	Senior	White Springs, FL
Yohance Buchanan	4	ROV	6-1	200	Senior	Atlanta, GA
Elliott Burkes	31	CB	6-0	177	Senior	Camilla, GA
Sean Calhoun	13	QB	6-0	173	Junior	Atlanta, GA
Xavier Carrington	38	DT	6-0	258	Senior	Macon, GA
Dantra Clements	21	WR	5-10	185	Senior	Sharpsburg, GA
Leighton Cooley	68	C	5-10	230	Junior	Roberta, GA
Jason Cost	53	LB	5-11	225	Senior	East Point, GA
Jeff Creveling	15	QB	6-3	235	Junior	Gainesville, FL
Rod Dalton	19	WR	6-1	189	Junior	Athens, GA
Stephen Delk	46	K	6-0	177	Junior	Tifton, GA
Dustin Dodson	69	OT	6-2	262	Junior	Bainbridge, GA
Eddie Dowdell	81	WR	6-2	180	Junior	Douglas, GA
Fred Dunn	12	LB	6-1	203	Junior	Washington, GA
Jos Edison	89	TE	6-1	209	Freshman	Blakely, GA
Calvin English	99	DT	6-4	250	Sophomore	Covington, GA
Bryant Ervin	74	OG	6-1	319	Freshman	Waynesboro, GA
Buster Faulkner	5	QB	5-10	184	Junior	Lilburn, GA
Brad Fleming	71	OG	6-2	283	Sophomore	Lilburn, GA
Michael Flood	24	CB	5-8	160	Sophomore	Douglasville, GA
Tracy Flounoy	94	NG	6-3	320	Junior	Thomasville, GA
Spencer Fortson	35	ROV	5-7	188	Junior	Elberton, GA
Scott Foss	22	FS	5-10	166	Sophomore	Rome, GA
Chris Fowler	2	CB	5-10	166	Senior	Hinesville, GA
Doug Garrity	95	DE	5-10	242	Senior	Bradenton, FL
Dorian Gilliam	36	RB	5-8	192	Senior	Stone Mountain, GA
Alex Godfrey	28	RB	5-9	190	Junior	Valdosta, GA
Glen Gosier	48	DT	6-1	247	Senior	Dixie, GA
John Harrison	54	C/DS	6-1	233	Sophomore	Lakemont, GA
Derrick Hill	97	DE	6-5	261	Junior	Oglethorpe, GA
Hobie Holiday	1	DE	6-2	240	Senior	Warner Robins, GA
Torrey Howard	57	OG	6-1	283	Junior	Warner Robins, GA
Quinn Jackson	78	OG	6-6	340	Junior	Jonesboro, GA

Name	No.	Pos.	Ht.	Wt.	Class	Hometown
Aaron Jenkins	14	RB	5-7	188	Senior	Leary, GA
Tyrone Jordan	9	WR	6-1	200	Junior	Willacochee, GA
Thomas Kemp	92	DE	6-2	221	Junior	Macon, GA
Greg Lofton	7	WR	5-9	185	Sophomore	Valdosta, GA
Justin Majors	49	K/P	5-11	173	Freshman	Thomasville, GA
Bradley McCord	32	ROV	6-0	191	Freshman	Griffin, GA
Kelvin McDavis	76	C	6-3	280	Junior	Warner Robins, GA
Jeff Merrow	75	C	6-1	200	Freshman	Buford, GA
William Milton	25	RB	5-10	204	Sophomore	Thomasville, GA
Dedrick Morrison	42	DE	5-10	232	Sophomore	Ocoee, FL
Justin Northcutt	43	P	5-11	177	Sophomore	Valdosta, GA
Don Page	90	DE	6-3	270	Sophomore	Foley, AL
Tommy Parker	85	WR	6-0	178	Junior	Sylvester, GA
Charles Prescott	72	OG	6-1	281	Freshman	Waynesboro, GA
Clay Price	96	P	6-2	178	Freshman	Swainsboro, GA
Tyler Pruitt	37	RB	5-8	182	Freshman	Fitzgerald, GA
Eric Reid	80	WR	5-10	168	Sophomore	Tallahassee, FL
Will Rhody	27	K/P	6-1	186	Junior	Jupiter, FL
James Richards	60	OT	6-0	260	Freshman	Griffin, GA
Darrin Richardson	29	RB	5-10	172	Freshman	Valdosta, GA
Tyran Robinson	20	RB	5-9	183	Junior	Moultrie, GA
Twion Shealer	44	RB	6-1	262	Sophomore	Commerce, GA
Will Shelton	67	OT	6-3	230	Sophomore	Snellville, GA
Steve Skeen	86	RB	6-1	206	Junior	Stone Mountain, GA
Mitch Stewart	16	QB	6-1	206	Sophomore	Newnan, GA
Michael Sumner	55	OG	5-11	268	Sophomore	Statesboro, GA
Lee Tarpley	83	RB	6-2	227	Senior	Valdosta, GA
Cody Thomas	45	LB	6-0	200	Freshman	Savannah, GA
Raymond Thomas	3	WR	5-9	153	Freshman	Cordele, GA
Tim Thompson	91	DE	6-2	228	Sophomore	Sparta, GA
Terel Toomer	77	NG	6-0	325	Junior	Sylvester, GA
Marquis Turner	30	CB	5-7	166	Senior	Fort Valley, GA
Eddie Underwood	56	OT	6-4	328	Freshman	Columbus, GA
Latray Walker	26	RB	5-7	168	Sophomore	Augusta, GA
Marcellus Washington	79	OG	6-2	285	Freshman	Columbus, GA
Javaris Weston	40	RB	5-11	181	Sophomore	Jacksonville, FL
Barrett Wilkes	11	QB	5-11	183	Sophomore	Valdosta, GA
Dee Williford	52	LB	6-1	215	Sophomore	Auburndale, FL
Drew Willis	87	TE	6-0	213	Sophomore	Syvester, GA
Nekeyma Wright	8	WR	5-11	180	Senior	Fort Valley, GA
Andre Zellner	82	TE	6-3	224	Sophomore	Forsyth, GA

Cleveland Field/Bazemore-Hyder Stadium



Valdosta State plays its home football games at Cleveland Field, located across the street from University Center, a former shopping plaza acquired by the university which has been beautifully renovated to house additional classrooms and offices for the rapidly growing institution.

The stadium was built in 1922 and was named for the late Dr. A.G. Cleveland, who was superintendent of the Valdosta City Schools from 1919-1949. In the spring of 1996, two legendary Valdosta High School coaches were honored, and the stadium now bears the names of the late Wright Bazemore and the late Nick Hyder. Seating has been added through the years which has enlarged the facility to its current 11,500 seats. It features a beautiful natural turf playing field and is topped on the south side by a two-level press box.

The Blazers played their first seven seasons at Cleveland Field and returned to the facility 11 years ago to take advantage of its convenient location adjacent VSU's main campus. Facilities in University Center will be available to accommodate Blazer Boosters, and convenient parking is available for tailgate parties on game days.

Blazer football's goal in 2003 for the five home dates will be to improve on the school's 75-26-1 record at Cleveland Field over the years. Since 1994, the Blazers have compiled an impressive 46-11 record at the historic facility.

VALDOSTA STATE FOOTBALL

CLEVELAND FIELD FACTS

Field Runs: East-West

Capacity: 11,500

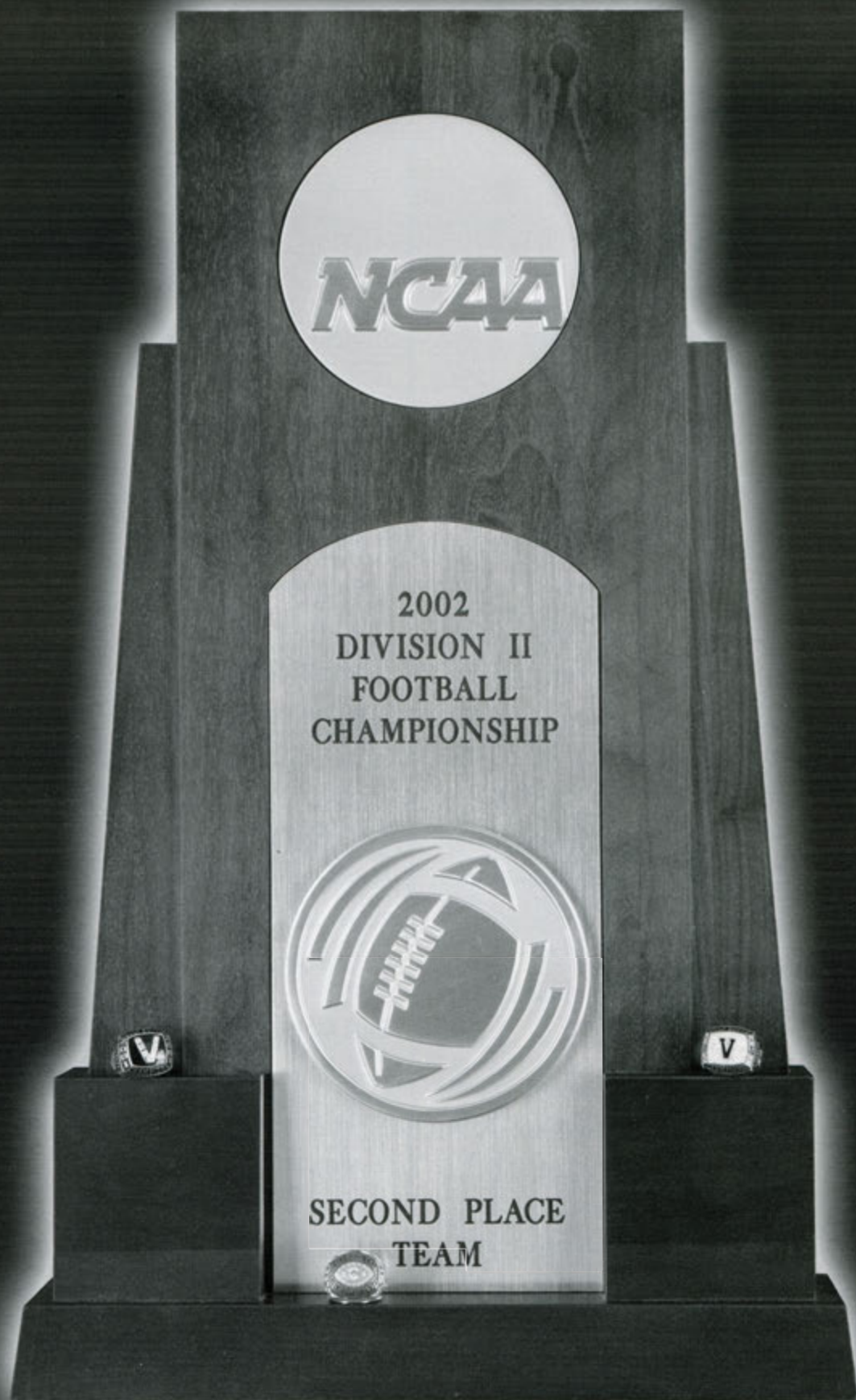
Built in: 1922

Surface: Natural Turf

Visitors Dress: Under North Stands

Blazers Dress: Under South Stands

Press Box: Tops South Stands



OPPONENTS

Football Opponents VSU BLAZERS



ALBANY STATE UNIVERSITY

August 30, 7:00 p.m. (EDT)
Bazemore-Hyder Stadium, Valdosta, GA

Location: Albany, GA
Enrollment: 3,300
President: Dr. Portia Holmes Shields
Athletic Director: John I. Davis
Nickname: Golden Rams
Conference: Southern Intercollegiate Athletic
National Affiliation: NCAA II
Stadium: Hugh Mills (12,000)
Head Coach: James White
Alma Mater: Albany State
Record at ASU: 15-16 (3 years)
Phone: (229) 430-4757

Assistants: Rickey Alexander, Donald Pittman,
Kenyan Conner, Keith DeGrate, Dan Land,
Lawrence Brown, Anthony Kelley,
2002 Record: 7-4 (6-2 in SIAC, 2nd)
Series Record: VSU leads, 8-0
Basic Offense: Pro Set
Basic Defense: 3-4
Lettermen Returning: 43 (23 offense, 20 defense)
Sports Information Director: Edythe Bradley
Office: (229) 430-4673; Home: 336-5194
Fax: 430-1774
Press Box: 431-2734

2003 Schedule

A 30	at VALDOSTA STATE
S 6	at Miles
S 13	at West Georgia
S 20	Kentucky State
S 27	at Lane
O 4	Savannah State (Macon)
O 11	Tuskegee
O 25	at Clark Atlanta
N 1	Benedict
N 8	Morehouse
N 15	Fort Valley State (Columbus)

2002 Results (7-4, 6-2 in SIAC, 2nd)

0	VALDOSTA STATE	26
19	Miles	25
29	West Georgia	32
49	Lane	0
36	Savannah State	14
40	Tuskegee	20
27	Kentucky State	30
33	Clark Atlanta	0
34	Benedict	2
22	Morehouse	8
31	Fort Valley State	7



FLORIDA ATLANTIC UNIVERSITY

September 6, 4:00 p.m. (EDT)
Lockhart Stadium, Boca Raton, FL

Location: Boca Raton, FL
Enrollment: 25,000
President: Dr. Frank Brogan
Athletic Director: Craig Angelos
Nickname: Owls
Conference: Independent
National Affiliation: NCAA I-AA
Stadium: Lockhart (20,450)
Head Coach: Howard Schnellenberger
Alma Mater: Kentucky
Record at FAU: 6-15 (2 years)
Phone: (561) 297-1042

Assistants: Kurt Van Valkenburgh, Larry Seiple,
Kirk Hoza, John Bock, David Dunn, Mel Mills,
Fred O'Connor, Eli Rasheed, Christ Vagotis
2002 Record: 2-9
Series Record: First Meeting
Basic Offense: Pro Set
Basic Defense: 4-3
Lettermen Returning: 50 (24 offense, 26 defense)
Sports Information Director:
Katrina McCormack
Office: (561) 297-3163; Home: 251-5588
Fax: 297-3499
Press Box: TBA

2003 Schedule

A 28	at Middle Tennessee State
S 6	VALDOSTA STATE
S 13	at Central Florida
S 20	at Youngstown State
S 27	at Illinois State
O 4	Southwest Texas State
O 11	Nicholls State
O 18	Northern Colorado
N 1	Gardner-Webb
N 15	Siena
N 22	at Florida International

2002 Results (2-9)

10	South Florida	51
17	Bethune-Cookman	30
13	James Madison	16
6	Eastern Kentucky	22
22	Nicholls State	33
17	Youngstown State	24
6	Troy State	21
14	Connecticut	61
34	Morris Brown	13
6	Eastern Illinois	47
31	Florida International	21

2003 FOOTBALL

Football Opponents



DELTA STATE UNIVERSITY

September 20, 7:00 p.m. (CDT)
Travis Parker Field, Cleveland, MS

Location: Cleveland, Miss.
Enrollment: 4,084
President: Dr. John M. Hilpert
Athletic Director: Brad Teague
Nickname: Statesmen
Conference: Gulf South
National Affiliation: NCAA II
Stadium: Travis Parker Field (8,000)
Head Coach: Rick Rhoades
Alma Mater: Central Missouri State
Record at DSU: 4-7 (one year)
Phone: (662) 846-4300

Assistants: Joel Williams, Keith Boone,
Sean Cannon, J.D. Davis, Mike Kershaw,
Joel Williams
2002 Record: 4-7, 4-5 in GSC (7th)
Series Record: DSU leads, 12-8-1
Basic Offense: Multiple
Basic Defense: 40
Lettermen Returning: 36 (18 offense, 18 defense)
Sports Information Director: Fred Sington
Office: (662) 846-4284; Home: 719.9166
Fax: 846-4297
Press Box: 846-4593

2003 Schedule

S 6	at Cumberland
S 13	Mississippi Valley State
S 20	VALDOSTA STATE
S 27	at West Alabama
O 4	at West Georgia
O 11	Arkansas Tech
O 18	Southern Arkansas
O 25	at Henderson State
N 1	Harding
N 8	Ouachita Baptist
N 15	at Arkansas-Monticello

2002 Results (4-7, 4-5 in GSC, 7th)

7 Northwestern State	35
26 Mississippi Valley State	28
0 VALDOSTA STATE	42
24 West Alabama	30
27 West Georgia	21
17 Arkansas Tech	24
10 Southern Arkansas	30
44 Henderson State	14
49 Harding	25
25 Ouachita Baptist	35
40 Arkansas-Monticello	0



SOUTHERN ARKANSAS UNIVERSITY

September 27, 7:00 p.m. (CDT)
Wilkins Stadium, Magnolia, AR

Location: Magnolia, Ark.
Enrollment: 3,035
President: Dr. David Rankin
Athletic Director: Jay Adcox
Nickname: Muleriders
Conference: Gulf South
National Affiliation: NCAA II
Stadium: Wilkins Stadium (6,000)
Head Coach: Steve Quinn
Alma Mater: Ouachita Baptist
Record at SAU: 12-9 (two years)
Phone: (870) 235-4110

Assistants: Tommy Laurendine, Carey Baker,
Joe Carter, Jason Smelser
2002 Record: 7-4, 6-3 in GSC (T-3rd)
Series Record: VSU leads, 4-3
Basic Offense: Flexbone
Basic Defense: Eagle
Lettermen Returning: 30 (14 offense, 16 defense)
Sports Information Director: Houston Taylor
Office: (870) 235-4104; Home: 695-0076
Fax: 901-7219
Press Box: 235-4117

2003 Schedule

S 4	at Tarleton State
S 13	Texas A&M-Commerce
S 20	at West Georgia
S 27	VALDOSTA STATE
O 4	North Alabama
O 11	at Central Arkansas
O 18	at Delta State
O 25	Ouachita Baptist
N 1	at Arkansas-Monticello
N 8	at Harding
N 15	Henderson State

2002 Results (7-4, 6-3 in GSC, T-3rd)

25 Midwestern State	35
27 Texas A&M-Commerce	23
42 West Georgia	21
28 VALDOSTA STATE	31
43 North Alabama	33
38 Central Arkansas	21
30 Delta State	10
50 Ouachita Baptist	47
48 Arkansas-Monticello	0
13 Harding	33
27 Henderson State	38

Football Opponents VSU BLAZERS



OUACHITA BAPTIST UNIVERSITY

October 4, 1 p.m. (EDT)

Bazemore-Hyder Stadium, Valdosta, GA

Location: Arkadelphia, Ark.
 Enrollment: 1,700
 President: Dr. Andrew Westmoreland
 Athletic Director: David Sharp
 Nickname: Tigers
 Conference: Gulf South
 Affiliation: NCAA II
 Stadium: A.U. William (5,200)
 Head Coach: Todd Knight
 Alma Mater: Ouachita Baptist
 Record at OBU: 13-27 (four years)
 Phone: (870) 245-5304


Assistants: Todd Cooley, Jay Derby,
 Rustin Gortmaker, Deron Huerkamp,
 Greg Rudolph, Deke Adams, J.R. Eldridge
2002 Record: 5-5, 5-4 in GSC (T-5th)
Series Record: VSU leads, 3-0
Basic Offense: Multiple
Basic Defense: 4-4
Lettermen Returning: 37 (18 offense, 19 defense)
Sports Information Director: Chris Babb
 Office: (870) 245-5186; Home: 225-6971
 Fax: 245-5598
 Press Box: 245-5306

2003 Schedule

S 6 Southeastern Oklahoma State
S 20 at Arkansas Tech
S 27 Central Arkansas
O 4 at VALDOSTA STATE
O 11 at North Alabama
O 18 Arkansas-Monticello
O 25 at Southern Arkansas
N 1 Henderson State
N 8 at Delta State
N 15 Harding

2002 Results (5-5, 5-4 in GSC, T-5th)

17	Southeastern Oklahoma State	20
35	Arkansas Tech	3
14	Central Arkansas	30
10	VALDOSTA STATE	51
38	North Alabama	24
23	Arkansas-Monticello	21
47	Southern Arkansas	50
28	Henderson State	14
35	Delta State	25
30	Harding	42



UNIVERSITY OF ARKANSAS-MONTICELLO

October 11, 2:00 pm (CDT)

Cotton Boll Stadium, Monticello, AR

Location: Monticello, AR
 Enrollment: 2,400
 Chancellor: Dr. Fred Taylor
 Athletic Director: Alvy Early
 Nickname: Boll Weevils
 Conference: Gulf South
 National Affiliation: NCAA II
 Stadium: Cotton Boll (5000)
 Head Coach: Gregg Ricono
 Alma Mater: Tarkio
 Record at UAM: 2-8 (one year)
 Phone: (870) 460-1117

Assistants: Bob Crocker, Kurt Corbin,
 Matt Turner, Mark Taylor, Jason Grissom,
 Jeremy Wilson, Brent Taylor, Kyle McCann
2002 Record: 2-8, 2-7 in GSC (11th)
Series Record: VSU leads, 4-1
Basic Offense: Multiple
Basic Defense: 4-3
Lettermen Returning: 40 (19 offense, 21 defense)
Sports Information Director: TBA
 Office: (870) 460-1547; Home: na
 Fax: 460-1174
 Press Box: 460-1068 or 1568

2003 Schedule

A 30 at Southeastern Louisiana
S 6 at Texas A&M Commerce
S 20 West Alabama
S 27 at North Alabama
O 4 at Central Arkansas
O 11 VALDOSTA STATE
O 18 at Ouachita Baptist
O 25 Harding
N 1 Southern Arkansas
N 8 at Henderson State
N 15 Delta State

2002 Results (2-8, 2-7 in GSC, 11th)

41	Southeast Missouri State	42
27	West Alabama	23
30	North Alabama	14
21	Central Arkansas	42
17	VALDOSTA STATE	45
21	Ouachita Baptist	23
27	Harding	40
0	Southern Arkansas	48
7	Henderson State	35
0	Delta State	40

2003 FOOTBALL

Football Opponents



UNIVERSITY OF CENTRAL ARKANSAS

October 18, 1:00 p.m. (EDT)
Bazemore-Hyder Stadium, Valdosta, GA

Location: Conway, Ark.
Enrollment: 8,800
President: Dr. John W. Smith
Athletic Director: Vance Strange
Nickname: Bears
Conference: Gulf South
National Affiliation: NCAA II
Stadium: Estes Stadium (8500)
Head Coach: Clint Conque
Alma Mater: Nicholls State
Record at UCA: 20-14 (three years)
Phone: (501) 450-3153

Assistants: Denzil Cox, Rob Richardson,
Chris Thomsen, Henry Briscoe,
Ken Collums, Kevin Goodwin
2002 Record: 8-3 (6-3 in GSC, T-3rd)
Series Record: VSU leads, 6-2
Basic Offense: West Coast
Basic Defense: Multiple
Lettermen Returning: 44 (21 offense, 23 defense)
Sports Information Director: Steve East
Office: (501) 450-5743; Home: 450-0013
Fax: 450-5740
Press Box: 450-5743

2003 Schedule

S 4	Abilene Christian
S 11	Arkansas-Pine Bluff (Little Rock)
S 20	Henderson State
S 27	at Ouachita Baptist
O 4	Arkansas-Monticello
O 11	Southern Arkansas
O 18	at VALDOSTA STATE
O 25	at North Alabama
N 1	West Georgia
N 8	West Alabama
N 15	at Arkansas Tech

2002 Results (8-3, 6-3 in GSC, T-3rd)

31 Abilene Christian	17
47 Charleston	0
68 Henderson State	21
30 Ouachita Baptist	14
42 Arkansas-Monticello	21
21 Southern Arkansas	38
11 VALDOSTA STATE	35
33 North Alabama	47
49 West Georgia	33
47 West Alabama	7
33 Arkansas Tech	0



UNIVERSITY OF WEST ALABAMA

October 25, 1:00 p.m. (CDT)
Tiger Stadium, Livingston, AL

Location: Livingston, Ala.
Enrollment: 2,100
President: Dr. Ed Roach
Athletic Director: Dee Outlaw
Nickname: Tigers
Conference: Gulf South
National Affiliation: NCAA II
Stadium: Tiger Stadium (7,000)
Head Coach: Randy Pippin
Alma Mater: Tennessee Tech
Record at UWA: 6-16 (two years)
Phone: (205) 652-3483

Assistants: David Thornton, Tony Oglesby,
Jim Marsalis, Reico McCann, Don Dove,
Steven Hicks, Ron Jones
2002 Record: 5-6, 3-6 in GSC (T-8th)
Series Record: VSU leads, 20-1
Basic Offense: Multiple
Basic Defense: 4-3
Lettermen Returning: 27 (15 offense, 12 defense)
Sports Information Director: Jason Hughes
Office: (205) 652-3596; Home: 652-4269
Fax: 652-3600
Press Box: 652-6999, 7799

2003 Schedule

S 4	at Samford
S 13	Stillman
S 20	at Arkansas-Monticello
S 27	Delta State
O 4	Harding
O 11	at Henderson State
O 18	at West Georgia
O 25	VALDOSTA STATE
N 1	Arkansas Tech
N 8	at Central Arkansas
N 15	at North Alabama

2002 Results (5-6, 3-6 in GSC, T-8th)

41 Bellhaven	14
45 Stillman	33
23 Arkansas-Monticello	27
30 Delta State	24
10 Harding	38
27 Henderson State	30
35 West Georgia	32
31 VALDOSTA STATE	43
0 Arkansas Tech	25
7 Central Arkansas	47
31 North Alabama	24

Football Opponents VSU BLAZERS



UNIVERSITY OF NORTH ALABAMA

November 1, 1 p.m. (EST)
Bazemore-Hyder Stadium, Valdosta, GA

Location: Florence, Ala.
Enrollment: 5,800
President: Dr. Robert L. Potts
Athletic Director: Joel Erdmann
Nickname: Lions
Conference: Gulf South
National Affiliation: NCAA II
Stadium: Braly Municipal Stadium (13,000)
Head Coach: Mark Hudspeth
Alma Mater: Delta State
Record at UNA: 4-7 (one year)
Phone: (256) 765-4397

Assistants: Kenny Edenfield, Matt Brian Turner, Kelly Causey,
Brian Jean-Mary, Chris Willis, Mike King
2002 Record: 4-7, 3-6 in GSC (T-8th)
Series Record: UNA leads, 12-9-1
Basic Offense: Multiple
Basic Defense: 4-3
Lettermen Returning: 46 (28 offense, 18 defense)
Sports Information Director: Jeff Hodges
Office: (256) 765-4595; Home: 766-7572 Fax: 765-4659
Press Box: 765-6372, 6373

2003 Schedule

S 6	Stillman
S 13	at Jacksonville State
S 20	at Harding
S 27	Arkansas-Monticello
O 4	at Southern Arkansas
O 11	Ouachita Baptist
O 18	at Arkansas Tech
O 25	Central Arkansas
N 1	at VALDOSTA STATE
N 8	at West Georgia
N 15	West Alabama

2002 Results (4-7, 3-6 in GSC, T-8th)

21 Samford	24
24 Lambuth	17
38 Harding	45
33 Southern Arkansas	43
24 Ouachita Baptist	38
49 Arkansas Tech	14
47 Central Arkansas	33
28 VALDOSTA STATE	45
36 West Georgia	26
24 West Alabama	31



ARKANSAS TECH UNIVERSITY

November 8, 2 p.m. (CST)
Buerkle Field, Russellville, AR

Location: Russellville, AR
Enrollment: 5,600
President: Dr. Robert C. Brown
Athletic Director: Steve Mullins
Nickname: Wonder Boys
Conference: Gulf South
National Affiliation: NCAA II
Stadium: Buerkle Field (6,000)
Head Coach: Steve Mullins
Alma Mater: Arkansas-Monticello
Record at ATU 37-27 (five years)
Phone: (479) 968-0245

Assistants: Billy Dawson, Cody McNabb, Benyard Jones
2002 Record: 4-7, 3-6 in GSC (T-8th)
Series Record: VSU leads, 5-1
Basic Offense: I
Basic Defense: 4-3
Lettermen Returning: 36 (17 offense, 19 defense)
Sports Information Director: Larry Smith
Office: (479) 968-0645; Home: 967-7819
Fax: 964-0829
Press Box: 968-0337

2003 Schedule

A 28	at Midwestern State
S 6	at Northeastern State
S 20	Ouachita Baptist
S 27	at Harding
O 4	Henderson State
O 11	at Delta State
O 18	North Alabama
O 25	at West Georgia
N 1	at West Alabama
N 8	VALDOSTA STATE
N 15	Central Arkansas

2002 Results (4-7, 3-6 in GSC, T-8th)

7 Northeastern State	9
24 Central Oklahoma	17
3 Ouachita Baptist	35
14 Harding	32
12 Henderson State	18
24 Delta State	17
14 North Alabama	49
14 West Georgia	12
25 West Alabama	0
24 VALDOSTA STATE	31
0 Central Arkansas	33

2003 FOOTBALL Football Opponents

WEST GEORGIA



B·R·A·V·E·S

STATE UNIVERSITY OF WEST GEORGIA

November 15, 1 p.m. (EST)
Bazemore-Hyder Stadium, Valdosta, GA

Location: Carrollton, Ga.
Enrollment: 8,670
President: Dr. Beherus N. Sethna
Athletic Director: Ed Murphy
Nickname: Braves
Conference: Gulf South
Affiliation: NCAA II
Stadium: Grisham (6,500)
Head Coach: Mike Ledford
Alma Mater: Tennessee Tech
Record at WG: 3-8 (one year)
Phone: (770) 836-6539

Assistants: Mike Adams, Bert Browne, Reginald Ruffin,
Mike Scott, D.R. Cash, Andy Dorsey,
Forrest Jackson, Jim Lanford
2002 Record: 3-8, 1-8 in GSC (12th)
Series Record: VSU leads, 13-7
Basic Offense: Multiple
Basic Defense: Multiple
Lettermen Returning: 39 (20 offense, 19 defense)
Sports Information Director: Mitch Gray
Office: (770) 836-6542; Home: 574-9248
Fax: 836-6543
Press Box: 836-0830

2003 Schedule

S 6	at Presbyterian
S 13	Albany State
S 20	Southern Arkansas
S 27	at Henderson State
O 4	Delta State
O 11	at Harding
O 18	West Alabama
O 25	Arkansas Tech
N 1	at Central Arkansas
N 8	North Alabama
N 15	at VALDOSTA STATE

2002 Results [3-8, 1-8 in GSC, 12th]

37 Presbyterian	35
32 Albany State	29
21 Southern Arkansas	42
44 Henderson State	3
21 Delta State	27
0 Harding	13
32 West Alabama	35
12 Arkansas Tech	14
33 Central Arkansas	49
26 North Alabama	36
3 VALDOSTA STATE	19



Blazers on the Road

When the Blazers hit the road, which they do six times this season, they are escorted by law enforcement officers from Valdosta State's Department of Public Safety and the Lowndes County Sheriff's Office. Helping make VSU road trips smooth sailing are Chad May (LCSO), Jason Jones (VSU), Scott Doner (VSU), Trey Wetherington (LCSO) and Bob Bolton (LCSO).



2002 In Review...The Sweet Smell Of Success

2002 was the most magical season in Valdosta State football history. A quick summary: the Blazers completed their second consecutive undefeated regular season, winning their third straight Gulf South Conference championship, and advanced to the Division II playoffs for the third year in a row, reaching the finals for the first time ever.

Head coach Chris Hatcher, completing his third season at his alma mater, has compiled an amazing 32-1 regular season record, including a conference record 27 (and counting) straight. His playoff mark is 4-3, and his overall record is 36-4.

The season began with several question marks, most notably who would be the trigger man in Hatcher's record-setting Air Raid attack. Two-time Harlon Hill Trophy winner Dusty Bonner had to be replaced, and Hatcher initially turned to true freshman Barrett Wilkes for the season opener at Albany State. Wilkes moved the team but couldn't get to the end zone so Hatcher turned to sophomore Buster Faulkner, Bonner's backup in 2001, who led the Blazers on three straight scoring drives and an eventual 26-0 win, nailing down the starting job in the process.

Faulkner proved to be a worthy replacement for Bonner, throwing for more than 3800 yards and completing 65 percent of his passes.

The other major question mark was the offensive line, which returned only one starter. That group, consisting of one senior, two sophomores and two freshmen, did struggle but managed to give Faulkner enough time most of the time.

What Hatcher expected to be solid was VSU's Black Swarm defense, which returned eight starters. The veteran defenders embraced a totally new defensive staff and was an outstanding unit, setting a school record for yards allowed rushing (832, 55.5 ypg), which ranked second in the nation.

An experienced receiving corps and solid experience at runningback eased the pressure on Faulkner and the young offensive line, and the Blazers managed to continue their winning ways, again dominating most conference statistical categories.

Valdosta State also dominated the all-conference teams, placing a school record 10 players on the first team (six offense, three defense and one special team) and three more on the second team. Hatcher was named conference coach of the year for the third year in a row and Region 2 coach of the year for a second straight time by the American Football Coaches Association.

Hatcher credited the leadership of the 17 seniors for much of the 2002 success. "The seniors enjoyed a lot of success in their Valdosta State careers, and they were outstanding role models for our younger players."

Blazers Blank Albany State, 26-0

Valdosta State sophomore quarterback Buster Faulkner came off the bench midway the second quarter to spark a sluggish offense and lead the Blazers to a 26-0 victory over Albany State in the season opener for both teams at Albany's Hugh Mills Stadium Saturday (August 31).

Faulkner relieved true freshman starter Barrett Wilkes and directed three straight scoring drives to give VSU its eighth win over the Golden Rams in as many meetings.

The first drive resulted in a 31-yard Will Rhody field goal, and the second in a 7-yard touchdown pass to C.J. Lofton, giving the Blazers a 10-0 halftime lead. Faulkner then took his team 80 yards in seven plays on its first second half possession, again hitting Lofton from 21 yards out for a 17-0 cushion.

The Blazers added a 38-yard Rhody field goal and a 3-yard pass from Faulkner to Tyrone Jordan for the final margin. The shutout was VSU's first since a 46-0 win over Fort Valley State in the second game of the 2000 season.

Blazers Hammer Fort Valley State, 32-6

Buster Faulkner threw three touchdown passes and the Blazers overcame five turnovers and an early Fort Valley State touchdown to roll past the Wildcats 32-6 in the 2002 home opener Saturday (Sept. 7).

Faulkner completed 19 of 33 for 217 yards including TD strikes to Dantra

Clements (36 yards), Greg Lofton (20 yards) and Reggie Mosley (7 yards) to lead VSU to its fourth straight win over its intrastate rival. The Blazers now lead the series 12-3. VSU's Black Swarm defense was again impressive, shaking off a 45-yard touchdown run in the first quarter which gave Fort Valley State a brief 6-2 lead. Other than that big play, the Swarm was totally dominant, limiting the Wildcats to 64 total yards in 53 snaps (1.2 yards per play) and forcing six Wildcat turnovers.

The Blazers finished with 309 total yards (75 plays). The other scores came on a first quarter safety when C.J. Lofton blocked FVSU's first punt of the game out of the end zone and on a beautifully executed end around by Tyrone Jordan who scored from 17 yards out. Will Rhody added a 27-yard field goal for the final points of the game with 3:33 left in the third quarter.

Blazers Crush Delta State, 42-0

Sophomore quarterback Buster Faulkner enjoyed his best game of the young season, throwing for 280 yards and four touchdowns to lead the second-ranked Blazers to a surprisingly easy 42-0 victory over Delta State in the Gulf South Conference opener for both teams Saturday (Sept. 21).

After a scoreless first quarter, Faulkner directed three straight scoring drives, throwing TD passes to Greg Lofton (13 yards), Tyrone Jordan (6 yards) and Nekeyma Wright (15 yards), to give Valdosta State (3-0, 1-0) a 21-0 halftime cushion. In the first half, Faulkner completed 20 of 21 passes for 221 yards.

The Blazers put the game away, driving 80 yards with the second half kickoff and

scoring on a 16-yard pass from Faulkner to Reggie Mosley, who also returned four punts for 97 yards. VSU added two fourth quarter touchdowns on a 3-yard run by Tyran Robinson (103 yards rushing on the night) and a 7-yard scamper by Aaron Jenkins. Faulkner completed 27 of 33 passes, throwing to 10 different receivers, and was not intercepted.

The VSU Black Swarm defense picked up its second shutout in three games, holding the Statesmen (0-3, 0-1) to 108 total yard (only four net yards rushing). The Blazers have allowed six points in three games. Valdosta State finished with 443 total yards, 337 coming through the air.

The Blazers trimmed Delta State's lead in the series to 12-9-1 and have outscored the Statesmen 112-12 in the last two meetings.

Blazers Overcome Southern Arkansas, 31-28

Valdosta State took Southern Arkansas' best shot, and although reeling, survived. The Blazers countered the big play Mulerider offense with enough big plays of their own to pull out a 31-28 Gulf South Conference victory Saturday (Sept. 28).

SAU (2-2, 1-1) built a 10-0 second quarter lead before Blazer quarterback Buster Faulkner, who was 35-48 for 328 yards, directed two scoring drives for a 14-10 halftime lead. He scored the first TD himself on a 1-yard scramble, then hit freshman tight end Andre Zellner with an 11-yard strike for the other.

The Muleriders regained the lead at 16-14 midway the third quarter on a 4-yard run by Rodney Hill which capped an 11-play, 86-yard drive. VSU scored the next 10 points on a 4-yard pass from Faulkner to Lee Tarpley and a 24-yard Will Rhody field goal before Southern Arkansas cut it to 24-22 on a 29-yard pass from Ted Williams to Nik Lewis early in the fourth quarter.

The teams exchanged touchdowns down the stretch with VSU scoring on a 41-yard pass from Faulkner to Reggie Mosley with 11:29 left and the Muleriders getting a 1-yard run by Brandon Nightingale with two minutes remaining.

Valdosta State (4-0, 2-0) rolled up 474 yards of offense, but its defense, which came into the game leading the nation in scoring defense (2 points a game), gave up 358 yards. Williams picked up 285 yards through the air, completing 13 of 34 passes. Lewis had seven catches for 153 yards and two TDs to lead SAU while Mosley caught eight for 134 yards for the Blazers.

The game was marred by penalties with VSU getting 17 flags for 137 yards and SAU getting 12 for 123 yards.



2003 FOOTBALL 2002 In Review...The Sweet Smell Of Success

Blazers Rout Ouachita Baptist, 51-10

Valdosta State quarterback Buster Faulkner enjoyed his best outing of the season, completing 20 of 25 passes for 326 yards and a career high five touchdowns to lead the second-ranked Blazers to a 51-10 Gulf South Conference victory over outmanned Ouachita Baptist on the road Saturday (Oct. 5).

Faulkner's favorite target in the first half was senior Reggie Mosley, who caught four passes for 173 yards and three touchdowns as the Blazers bolted to a 35-0 halftime lead. Mosley, who had scoring catches of 72, 68 and 22 yards, became Valdosta State's all-time leading scorer. His 40 touchdowns eclipsed the record of 38 held by runningback Dominique Ross.

After Ouachita Baptist scored 10 unanswered points in the third quarter, Faulkner took the Blazers 64 yards in five plays, completing four straight passes, the last a two-yarder to Aaron Jenkins for the score. Jenkins, who scored the final first half touchdown on a three-yard run, also had his best game of the season, rushing for 109 yards on only five carries. (Last year Jenkins ran for 191 yards on 12 carries against the Tigers).

VSU piled up a season-high 541 yards of total offense, and the Black Swarm limited OBU to 163 total yards. The Tigers' touchdown was set up by a 51-yard return of a Faulkner fumble to the Blazer 7. The Swarm had two interceptions and picked up five sacks.

The win was the 21st straight in the regular season, adding to a streak which began Oct. 14, 2000.

Blazers Pull Away From Arkansas-Monticello, 45-17

Second-ranked Valdosta State (6-0, 4-0) pulled away from Arkansas-Monticello (2-3, 2-2) in the second half to post a 45-17 Gulf South Conference victory on Homecoming Saturday (Oct. 12) at Valdosta's Bazemore-Hyder Stadium.

The Blazers built a 14-0 first quarter lead on a 61-yard run by Aaron Jenkins and a 56-yard scamper by Tyran Robinson, but the Boll Weevils cut the lead in half late in the second quarter on a 7-yard pass from Fred Leonard to Shamar Brown.

VSU stretched the lead to 24-7 in the third quarter on a 47-yard field goal by Will Rhody and a 35-yard pass from Buster Faulkner to Bama Adams which tipped off an Arkansas-Monticello defender.

After a 37-yard field goal by the Weevils' Jordan Dennis cut the lead to 24-10 early in the fourth quarter, Valdosta State scored three unanswered touchdowns to put the game away. C.J. Lofton and Dantra Clements caught Faulkner bombs of 69 and 36 yards respectively and William Milton plunged in from a yard out.

The Boll Weevils added a late score on Leonard's 23-yard pass to Brown.

Faulkner threw for 297 yards, completing 19 of 26, but was sacked seven times for 57 yards in losses. Leonard was 25 for 47 for 412 yards. VSU rushed for 248 yards with Jenkins grinding out 170 on 12 carries. Robinson added 94 on eight trips. The Blazer defense held the Weevils to 79 yards rushing but did not record a sack.

Blazers Dominate Central Arkansas, 35-11

Second-ranked Valdosta State (7-0, 5-0) used a crunching ground attack in the second half to dismantle Central Arkansas and post an impressive 35-11 win over the homestanding Bears Saturday (Oct. 19).

After taking a 14-3 lead into halftime despite owning the football only 9:18 of the first 30 minutes, the Blazers totally controlled the second half as junior runningback Aaron Jenkins rambled for 204 yards to lead an infantry attack which piled up 214 net yards. VSU added 289 air yards for 503 yards in total offense.

After VSU built a three-touchdown lead early in the third quarter, the Bears were forced to the air on almost every down, ending the day completing 32 of 61 passes for 282 yards and no touchdowns. The Black Swarm refused to allow the big play and held Central Arkansas to 66 net rushing yards with 37 coming on one play late in the game.

VSU's Buster Faulkner was 16-23 for all 289 yards with six of his completions going to Reggie Mosley. Mosley's catches were good for 177 yards, including a quick screen which he turned into an 82-yard gain. Jenkins scored twice, once on a 37-yard pass from a scrambling Faulkner (which gave VSU a 21-3 lead) and again on a 10-yard run for the Blazers' final points. Sophomore wide receiver Tyrone Jordan scored the first TD on an 11-yard pass from Faulkner on the Blazers' second possession. Faulkner and Mosley scored the other touchdowns, Faulkner on a sneak from a yard out and Mosley on a nine-yard pass.

The win, coupled with Harding's 29-8 loss at Henderson State, puts Valdosta State alone at the top of the GSC standings with four regular season games remaining. The Blazers are in search of their third consecutive league championship.

The win was also a record breaker. VSU has now won 23 consecutive regular season games, breaking the old mark of 22 set by North Alabama from 1994-96. The Blazers' last regular season loss was to Delta State on Oct. 7, 2000.

Blazers Survive Scare From West Alabama, 43-31

Second-ranked Valdosta State survived an outstanding pass-catch performance by West Alabama's Brett Gilliland and Kyle Henderson at home Saturday (Oct. 26),

rallying from a 24-7 halftime deficit to outscore the Tigers 36-7 after intermission and post a 43-31 Gulf South Conference victory.

The win was the 24th straight in the regular season for the Blazers (8-0, 6-0), extending the conference record set the previous week. VSU now leads the series between the two schools 20-1, winning for the 17th straight time.

But this win was in doubt until midway the fourth quarter. West Alabama (4-4, 2-4), behind the passing of Gilliland and the receiving of Henderson, broke a 7-7 tie with 17 unanswered points to take the big lead at intermission. Henderson, who had 15 catches for 319 yards (second all-time in GSC history), caught touchdown passes of 14, 53 and 50 yards in the first half and added a 75-yard reception for the Tigers' final points in the third quarter.

The Blazers scored the first 10 points in the third quarter before Henderson's catch gave West Alabama a 31-17 lead.

VSU again proved its championship character, taking charge after Henderson's last TD and scoring the game's final 27 points. Quarterback Buster Faulkner threw three touchdown passes to lead the comeback, two to Reggie Mosley from 9 and 19 yards out. Aaron Jenkins took a screen pass 67 yards for a TD, then scored on a 6-yard run on the final play of the third quarter to give the Blazers the lead for good 36-31.

The Tigers' other points came on a 24-yard field goal by Ben Thoma. Valdosta State's other scores

came on a 28-yard run by Jenkins in the first quarter and a 61-yard pass from Faulkner to C.J. Lofton and a 31-yard field goal by Will Rhody in the third.

Gilliland completed 35 of 54 passes for 470 yards, but the Blazers sacked him six times for 35 yards in losses. Faulkner was 22 of 30 for 290 yards and was sacked four times. Jenkins picked up 151 of the Blazers' 197 rushing yards, and Mosley had 11 catches for 92 yards.

Blazer Defense Propels Win At North Alabama, 45-28

Valdosta State's Black Swarm defense was brilliant for the first three quarters at North Alabama Saturday (Nov. 2), helping the Blazers build a 38-7 lead on the way to a 45-28 thumping of the Lions. The win improved VSU's record to 9-0, 7-0 in the Gulf South Conference, and marked the third time the Blazers have won the first nine games in a season. It was also the 25th consecutive regular season victory, adding to the conference record.

Given outstanding field position by the defense, VSU built a 24-7 halftime lead as Aaron Jenkins scored two of his three touchdowns on the day, the first on a 2-yard run and the second on a beautiful 60-yard scamper to break a 7-7 tie. The Lions had tied the game after the Blazers fumbled a punt at their 6-yard-line.



2002 In Review...The Sweet Smell Of Success

The other first half points came on an 11-yard pass from Buster Faulkner to Greg Lofton and a 36-yard Will Rhody field goal just before intermission. The Blazers blew out to a 38-7 cushion midway the third quarter, getting a 12-yard touchdown run from Faulkner and a 6-yard scoring pass from Faulkner to Nekeyma Wright. After a couple of UNA touchdowns, Jenkins completed VSU's scoring day with a 3-yard run to paydirt. That touchdown was set up by Chris Fowler's 28-yard interception return, the Blazers' third pick of the day.

The day belonged to the Black Swarm. The defense sacked Lion quarterback Will Hall five times in the first half and limited the high-powered UNA offense to 286 total yards, 51 on the ground. Junior linebackers Jason Cost and Marlin Adams each recorded 10 tackles (six for losses), but the terminator was senior tackle Dewayne Smith who had seven tackles (five for losses), two sacks and a fumble recovery.

Punter Kenn Barnett enjoyed a productive afternoon, averaging 42.9 yards on seven punts, including two which pinned North Alabama inside its five.

Jenkins turned in his fourth straight 100-plus yard rushing game, getting 103 yards on 20 carries. Faulkner was 26-46 for 232 yards, hitting C.J. Lofton 10 times for 92 yards and Greg Lofton seven times for 60 yards.

Blazers Edge Arkansas Tech, 31-24 Win League Title

Valdosta State claimed its record third straight Gulf South Conference championship Saturday (Nov. 9), winning a hard-fought battle over tenacious Arkansas Tech 31-24. The Blazers (10-0, 8-0) were handed the title outright when Harding routed Southern Arkansas 33-13, handing the Muleriders their second league loss.

The Blazer victory over Arkansas Tech was the 26th consecutive in the regular season and gave VSU its second straight 10-0 start. It was also Valdosta State's 22nd straight conference win. But it didn't come easy.

Backup quarterback Barrett Wilkes came off the bench to spark a stagnant Blazer offense, directing an eight-play, 67-yard fourth quarter drive. He ended the drive with a 14-yard touchdown pass to Tyrone Jordan which snapped a 24-24 tie with 3:48 left in the game. The Blazer defense then made it stand up, getting its fourth sack of the day to force an Arkansas Tech punt.

VSU took a 24-10 lead into the fourth quarter before the Wonder Boys (4-6, 3-5) rallied, scoring on a 58-yard run by Anthony Adams and a 3-yard run by Mark Ewersmann to tie the game with 7:04 remaining. Blazer head coach Chris Hatcher called on Wilkes to take over for a struggling Buster Faulkner, and the freshman responded, completing five of seven passes for 59 yards on the winning drive.

VSU jumped out to a quick 10-0 lead, getting a blocked punt by Wesley Brown which Scott Foss fell on in the end zone for a touchdown and adding a 23-yard Will Rhody field goal. Following a 35-yard field goal by Tech's Kyle Magrini, the Blazers scored on a 9-yard pass from Faulkner to Reggie Mosley. The Wonder Boys answered with a 38-yard pass from Ewersmann to Cory Thompson 1:11 before halftime, but VSU drove 51 yards in six plays to score on a 3-yard pass from Faulkner to Mosley with three seconds left.

VSU's run defense, ranked second in the nation, gave up a season high 131 yards, but the Wonder Boys managed only 192 total yards. The Blazers were held to a season low 296 yards. Valdosta State will try for its second straight undefeated regular season Nov. 16 at arch rival West Georgia.

Blazers Perfect Again, Beat West Georgia, 19-3

Valdosta State put the finishing touches on a Gulf South Conference record second consecutive undefeated regular season, taking care of business against arch rival West Georgia on a wickedly sloppy track in Carrollton Saturday (Nov. 16). The final score was 19-3, and it was made possible by the Black Swarm defense and excellent special teams play.

The running game of both teams was severely compromised by an abused field made virtually unplayable by heavy rain. The Black Swarm punished the Braves' rushing attack, limiting West Georgia to minus nine yards. The Blazers managed 44 net yards, led by Aaron Jenkins' 63-yard effort which secured his second straight 1000-yard season.

The Blazers scored the game's first 13 points, driving 76 yards in 13 plays on their first possession, and adding two second quarter field goals. Both three-pointers were set up by special teams play, recovering a fumbled punt and blocking a punt (C.J. Lofton's third of the season). Buster Faulkner hit Lofton from two yards out for the TD, and Will Rhody was true on 23 and 29-yard field goals.

A short VSU punt into a howling wind set West Georgia up at the Blazer 44 late in the half, and the Braves drove to the 10 before settling for a field goal 2:06 before halftime.

The game would likely have finished 13-3 had not West Georgia lost a fumble at its

8-yard-line late in the fourth quarter. Jenkins capped the three-play drive with a 1-yard plunge for his 47th career touchdown, one short of the conference record.

The Blazer defense limited the Braves to 216 total yards and forced six turnovers (four interceptions and two fumbles). Six sacks were recorded, 2 1/2 by Reggie Rhodes and 1 1/2 by Timi Aganga-Williams. VSU's regular season win streak was extended to 27 straight, and the GSC consecutive win total reached 23.

And the coveted Peach Basket was retained for the second year in a row.

Blazers Advance To Quarterfinals, Beat Catawba, 24-7

Valdosta State, making its fifth trip to the Division II playoffs, reached the quarterfinals for the fourth time Saturday (Nov. 23), beating Catawba 24-7. The win sets up a South Region final in Valdosta on Nov. 30 against No. 3 Carson-Newman (12-0), a 40-27 winner over Fayetteville State Saturday.

The Blazers built a 21-0 halftime lead as quarterback Buster Faulkner directed scoring drives of 67, 85 and 74 yards. He completed 15 of 17 passes in the first half, including touchdown tosses of 9 and 74 yards to Reggie Mosley. The 74-yarder came 34 seconds before halftime.

Tyran Robinson capped the 85-yard drive with an 8-yard run early in the second quarter, and Mosley's 9-yarder came with two minutes remaining in the first period.

The Blazers, 12-0 for the second straight year, extended the lead to 24-0 on Will Rhody's 24-yard field goal with 9:08 left in the third quarter before the Indians drove 80 yards in 10 plays for their lone score. Nick Means caught a 21-yard pass from Luke Samples for the points with 1:33 remaining in the third period.

Valdosta State rolled up 494 yards of offense, getting 343 through the air as Faulkner completed 25 of 38. Catawba gained 258 total yards but managed only 30 on the ground against the Blazers, whose rushing defense is ranked second in the nation. Samples threw for 228 yards, completing 21 of 40.

Robinson led VSU's 151-yard rushing attack with 78 yards, and Aaron Jenkins added 78, getting 65 in the first half.

Blazers Win Thriller Over Carson-Newman, 31-28

Valdosta State entered uncharted waters Saturday, Nov. 30, putting together a dramatic rally to beat Carson-Newman 31-28 and advance to the semifinals of the Division II playoffs for the first time. Buster Faulkner hit tight end C.J. Lofton with a 9-yard touchdown pass with 1:14 remaining to push the Blazer record to 13-0 and keep alive the dream of a national championship.

The Blazers drove 80 yards in 13 plays for the winning points after the Eagles had rallied from a 24-13 third quarter deficit to take a 28-24 lead with 6:48 left in the game. The drive was extended by a substitution infraction against Carson-Newman when VSU was fourth and three at its own 43.

The Eagles scored first on a 30-yard Kjell Lorentzen field goal after recovering a Blazer fumble at the VSU 16. The first of five lead changes came on Valdosta State's next possession with Faulkner hitting Tyrone Jordan on a 38-yard scoring play for a 7-3 lead.

Randy Bell returned the ensuing kickoff 49 yards to the VSU 40, and the Eagles regained the lead on quarterback Leonard Guyton's 4-yard run with 35 seconds left in the first quarter.

The Blazers took a 14-10 lead on a 5-yard pass from Faulkner to Andre Zellner, capping an 11-play, 63-yard drive, before Lorentzen drilled a 40-yard field goal as time expired in the first half to bring Carson-Newman within one at intermission.

Valdosta State scored 10 unanswered third quarter points for a 24-13 lead, getting a 19-yard TD pass from Faulkner to Reggie Mosley and a 46-yard field goal by Will Rhody.

But Guyton, a Harlon Hill Trophy finalist, drove the Eagles 84 yards in 12 plays, scoring from the two and adding a two-point conversion. After forcing a VSU punt, Carson-Newman drove 53 yards in 11 plays to take the lead. Reggie Alexis capped the drive with a 3-yard run.

VSU gained 422 total yards, getting 288 through the air as Faulkner completed 24 of 35. Carson-Newman, which leads the nation in rushing (359 ypg) and total offense (513 ypg), was held to 313 total yards, 196 on the ground.

Bell led the Eagle ground attack with 114 yards on 18 carries. Tyran Robinson gained 104 yards on 14 carries for Valdosta State. The Blazers, 13-0 for the first time in school history, advance to next week's semifinal game against Texas A&M-Kingsville, a 27-20 overtime winner over UC Davis in the West final.

Blazers Eliminate Texas A&M-Kingsville, 21-12

It's called defense. Valdosta State's Black Swarm played it to near perfection in the Dec. 7 national semifinal game against Texas A&M-Kingsville, leading the Blazers to a 21-12 victory over the Javelinas and into the national championship game against

2003 FOOTBALL 2002 Game-By-Game Stats

Grand Valley State Saturday, Dec. 14, in Florence, AL.

The Swarm totally shut down the TAMUK running attack, limiting the Javelinas to 15 yards rushing and picking up a school record nine sacks. Twice after being handed excellent field position by offensive and special teams mistakes, the Javelinas were forced to kick field goals. The first three-pointer, following a Blazer fumble at their own 22, gave TAMUK a 3-0 lead, but VSU took the lead for good on the last play of the first quarter. Quarterback Buster Faulkner went deep to Reggie Mosley, who made a highlight reel catch near midfield and outran the Javelina defender to the end zone.

The Blazers struck again early in the second quarter, this time employing another specialty...the C.J. Lofton-led punt block team. Lofton crashed through to block his fourth punt of the season, and this one bounced into the arms of teammate Marquis Turner at the Javelina 5. Turner scored easily and VSU had a 14-3 lead with 10:43 left in the first half.

Later in the second quarter, a 30-yard punt return set up TAMUK at the Blazer 30, but the Swarm forced another field goal which cut the VSU lead to 14-6 at halftime.

Neither team could muster any offense in the third quarter, although VSU had a short drive stopped on downs at the Javelina 15 late in the period.

So the Blazers again turned to the Swarm. First, TAMUK quarterback Abel Gonzalez went down with an ankle injury after a rush to midfield. On the next play, backup quarterback Ed Porter's pass was intercepted by Wesley Brown, who returned it 60 yards to the Javelina 8. Two plays later Faulkner hit Tyrone Jordan from 10 yards out to give VSU a 21-6 lead with 13:12 remaining.

Texas A&M-Kingsville mounted a meaningless 12-play, 71-yard drive late in the quarter, scoring with 3:01 left, but the issue had been settled.

The Javelina defense was also outstanding, limiting the Blazers to a season low 211 yards of total offense. VSU managed only 16 net yards on the ground. Faulkner was bottled up much of the day, but completed 14 of 33 for 195 yards and the two touchdowns.

Grand Valley State Has Answer For Blazer Rally, Wins 31-24

Valdosta State rallied from 11 points down late in the fourth quarter to tie heavily favored Grand Valley State at 24, but the Lakers recovered, driving 68 yards for a touchdown to clinch Division II football's national championship before a frenzied crowd of 9783 and a national television audience Saturday, Dec. 14 at Braly Municipal Stadium in Florence, Alabama.

The Blazers, playing in the title game for the first time in their 21-year football

history, struggled offensively much of the game while Grand Valley State used a big play offense to grab a 24-6 lead with 12:28 left in the third quarter. But VSU showed its resilience, methodically driving 56 yards in 14 plays to cut the lead to 24-13 late in the period. Aaron Jenkins capped the drive, scoring untouched on a 7-yard run.

Valdosta State's defense continued to contain the high-powered Laker attack, and the Blazers finally mounted another drive late in the fourth quarter, reaching the 28 before settling for a 43-yard Will Rhody field goal (his third of the game) to pull within eight at 24-16 with 3:30 remaining. The ensuing kickoff pinned Grand Valley State at its 3, and two plays later Blazer defensive end Tim Thompson recovered a fumble in the end zone for a touchdown. Buster Faulkner hit C.J. Lofton for a two-point conversion, and suddenly the game was tied at 24 with 3:09 left.

The Lakers returned the next kickoff to their 32 and rode the deadly combination of quarterback Curt Anes and wide receiver David Kircus to the national championship. Anes, who succeeded VSU's Dusty Bonner as the 2002 Harlon Hill Trophy winner, completed five passes to Kircus on the drive, the last one covering the last 10 yards to give GVSU a 31-24 lead with only 1:04 remaining. It proved to be the final dagger as the Blazers could not answer, turning the ball over on downs seven seconds before the final whistle.

VSU managed 246 yards of total offense, getting 181 through the air as Faulkner completed a title game record 27 passes in 42 attempts. Both teams were held to 65 rushing yards, but Anes threw for 361 yards and three touchdowns (all to Kircus), completing 23 of 36. Jenkins led all rushers with 99 yards on 20 carries. Faulkner was harassed by a big and quick Laker defense, absorbing six sacks. The Black Swarm got to Anes three times (he had been sacked only five times all season). Kircus was brilliant, catching 11 passes for 270 yards and the three touchdowns. Reggie Mosley led VSU's receiving corps with nine catches for 47 yards.

In addition to the fumble recovery for a touchdown, Thompson also intercepted Anes late in the second quarter, returning it 36 yards to the Laker 12, setting up Rhody's 27-yard field goal which cut the Laker lead to 17-6 at the half. Wesley Brown led VSU's defense with 10 tackles, followed by Timi Aganga-Williams with nine.

Injuries certainly played a part as well. Senior linebacker Tabious Carter was sidelined in the first quarter with a torn ACL, and sophomore runningback Tyrone Robinson was lost in the second period with an ankle sprain. Leg injuries neutralized the play of junior linebacker Marlin Adams and sophomore wide receiver Tyrone Jordan. But as head coach Chris Hatcher said in the post game press conference, the better team won the game. But to Valdosta State's credit, it wasn't easy.

2002 GAME-BY-GAME STATS

VSU 26, Albany State 0 Hugh Mills Stadium, Albany . Aug. 31, 2002

Valdosta State	0	10	10	6	-	26
Albany State	0	0	0	0	-	0

2nd 5:54 VSU - Will Rhody 31 yd field goal

1:50 VSU - C.J. Lofton 7 yd pass from Buster Faulkner (Rhody kick)

3rd 11:15 VSU - C.J. Lofton 21 yd pass from Faulkner (Rhody kick)

4:40 VSU - Rhody 38 yd field goal

4th 9:17 VSU - Tyrone Jordan 3 yd pass from Faulkner (Rhody kick blocked)

Attendance: 9238

	VSU	ASU
FIRST DOWN	25	15
RUSHES-YARDS (NET)	31-96	22-9
PASSING YDS (NET)	339	156
Passes Att-Comp-Int.	3-27-3	36-19-0
TOTAL OFFENSE PLAYS-YARDS	74-435	58-165
Fumble Returns-Yards	0-0	0-0
Punt Returns-Yards	1-2	0-0
Kickoff Returns-Yards	0-0	2-52
Interception Returns-Yards	0-0	3-19
Punts (Number-Avg)	3-38.3	10-27.6
Fumbles-Lost	0-0	1-0
Penalties-Yards	15-159	16-165
Possession Time	36:35	23:25
Sacks By: Number-Yards	4-32	1-16

BLAZER LEADERS

RUSHING: Tyrone Robinson 20-79; Aaron Jenkins 4-25

PASSING: Buster Faulkner 19-30-2-276; Barrett Wilkes 8-13-1-63
RECEIVING: C.J. Lofton 6-74; Tyrone Jordan 4-60
TACKLES (UA-A): Marlin Adams 9-1, 10; Tabious Carter 2-4, 6

VSU 32, Fort Valley State 6 Bazemore-Hyder Stadium, Valdosta . Sept. 7, 2002

Fort Valley State	6	0	0	0	-	6
Valdosta State	2	14	16	0	-	32

1st 13:51 VSU - TEAM safety

11:06 FVSU - Daron Croson 45 yd run (John Clark kick failed)

2nd 6:31 VSU - Dantra Clements 36 yd pass from Buster Faulkner (Will Rhody kick)

4:41 VSU - Tyrone Jordan 17 yd run (Rhody kick)

3rd 11:47 VSU - Greg Lofton 20 yd pass from Faulkner (Rhody kick)

7:18 VSU - Reggie Mosley 7 yd pass from Faulkner (Rhody kick failed)

3:33 VSU - Rhody 27 yd field goal

Attendance: 9576

	FVSU	VSU
FIRST DOWNS	3	20
RUSHES-YARDS (NET)	37-47	33-51
PASSING YDS (NET)	17	258
Passes Att-Comp-Int	16-4-3	42-25-2
TOTAL OFFENSE PLAYS-YARDS	53-64	75-309
Fumble Returns-Yards	2-39	1-20
Punt Returns-Yards	3-4	5-55
Kickoff Returns-Yards	5-89	3-63
Interception Returns-Yards	2-4	3-27
Punts (Number-Avg)	9-28.8	3-40.0

	FVSU	VSU
Fumbles-Lost	5-3	4-3
Penalties-Yards	7-46	4-35
Possession Time	25:27	34:33
Sacks By: Number-Yards	3-35	3-18

BLAZER LEADERS

RUSHING: Tyrone Robinson 16-58

PASSING: Buster Faulkner 19-33-1-217; Barrett Wilkes 6-9-1-41

RECEIVING: C.J. Lofton 6-100; Greg Lofton 3-38; Tyrone Jordan 3-30

TACKLES (UA-A): Dewayne Smith 3-4, 7; Marlin Adams 3-4, 7

VSU 42, Delta State 0 Bazemore-Hyder Stadium, Valdosta . Sept. 21, 2002

Delta State	0	0	0	0	-	0
Valdosta State	0	21	7	14	-	42

2nd 8:37 VSU - Greg Lofton 13 yd pass from Buster Faulkner (Will Rhody kick)

5:01 VSU - Tyrone Jordan 6 yd pass from Faulkner (Rhody kick)

:27 VSU - Nekyema Wright 15 yd pass from Faulkner (Rhody kick)

3rd 9:59 VSU - Reggie Mosley 16 yd pass from Faulkner (Rhody kick)

4th 13:48 VSU - Tyrone Robinson 3 yd run (Rhody kick)

10:57 VSU - Aaron Jenkins 7 yd run (Rhody kick)

Attendance: 7142

	DSU	VSU
FIRST DOWNS	10	29
RUSHES-YARDS (NET)	26-4	46-106
PASSING YDS (NET)	104	337

2002 Game-By-Game Stats

VSU BLAZERS

	DSU	VSU
Passes Att-Comp-Int.	27-7-2	37-30-0
TOTAL OFFENSE PLAYS-YARDS	53-108	83-443
Fumble Returns-Yards	0-0	0-0
Punt Returns-Yards	1-4	5-104
Kickoff Returns-Yards	6-107	0-0
Interception Returns-Yards	0-0	2-0
Punts (Number-Avg.)	9-42.7	3-46.0
Fumbles-Lost	2-1	2-2
Penalties-Yards	13-98	11-120
Possession Time	21:29	38:31
Sacks By: Number-Yards	5-46	5-30

BLAZER LEADERS

RUSHING: Tyran Robinson 14-103; Aaron Jenkins 11-43
 PASSING: Buster Faulkner 27-33-0-280; Barrett Wilkes 2-3-0-53
 RECEIVING: C.J. Lofton 5-76; Aaron Jenkins 5-40; Reggie Mosley 4-38
 TACKLES (UA-A): Marlin Adams 3-2, 5; Reggie Rhodes 3-0, 3

VSU 31, Southern Arkansas 28 Bazemore-Hyder Stadium, Valdosta . Sept. 28, 2002

	0	10	6	12	-	28
Southern Arkansas	0	10	6	12	-	28
Valdosta State	0	14	10	7	-	31

2nd 11:15 SAU - Thomas LaToof 30 yd field goal
 9:37 SAU - Nik Lewis 6 yd pass from Ted Williams (LaToof kick)
 6:15 VSU - Buster Faulkner 1 yd run (Will Rhody kick)
 :58 VSU - Andre Zellner 11 yd pass from Faulkner (Stephen Delk kick)
 3rd 8:32 SAU - Rodney Hill 4 yd run (LaToof kick blocked)
 5:58 VSU - Lee Tarpley 4 yd pass from Faulkner (Rhody kick)
 :36 VSU - Rhody 24 yd field goal
 4th 12:30 SAU - Lewis 29 yd pass from Williams (Williams pass failed)
 11:29 VSU - Reggie Mosley 41 yd pass from Faulkner (Rhody kick)
 2:00 SAU - Brandon Nightingale 1 yd run (LaToof kick failed)
 Attendance: 5364

	SAU	VSU
FIRST DOWNS	17	24
RUSHES-YARDS (NET)	32-73	29-127
PASSING YDS (NET)	285	347
Passes Att-Comp-Int.	34-13-0	49-36-1
TOTAL OFFENSE PLAYS-YARDS	66-358	78-474
Fumble Returns-Yards	0-0	0-0
Punt Returns-Yards	3-52	5-0
Kickoff Returns-Yards	5-91	5-127
Interception Returns-Yards	1-0	0-0
Punts (Number-Avg.)	6-36.7	7-30.9
Fumbles-Lost	2-2	0-0
Penalties-Yards	12-123	17-137
Possession Time	25:13	34:47
Sacks By: Number-Yards	1-2	2-8

BLAZER LEADERS

RUSHING: Aaron Jenkins 10-51; Tyran Robinson 11-41
 PASSING: Buster Faulkner 35-45-1-328; Kenn Barnett 1-1-0-19
 RECEIVING: Reggie Mosley 8-124; Tyran Robinson 7-41; C.J. Lofton 4-45; Lee Tarpley 4-20
 TACKLES (UA-A): Marlin Adams 5-3, 8; Ced Dickerson 2-3, 5; Jason Cost 2-3, 5

VSU 51, Ouachita Baptist 10 A.U. Williams Field, Arkadelphia, AR . Oct. 5, 2002

	14	24	7	6	-	51
Valdosta State	14	24	7	6	-	51
Ouachita Baptist	0	0	10	0	-	10

1st 9:32 VSU - Reggie Mosley 68 yd pass from Buster Faulkner (Will Rhody kick)
 2:45 VSU - Mosley 22 yd pass from Faulkner (Rhody kick)
 2nd 14:52 VSU - Dantra Clements 25 yd pass from Faulkner (Rhody kick)
 11:18 VSU - Mosley 72 yd pass from Faulkner (Rhody kick)
 9:09 VSU - Rhody 24 yd field goal
 3:01 VSU - Aaron Jenkins 3 yd run (Rhody kick)
 3rd 10:19 OBU - Montoya Brown 2 yd run (Jack Byrd kick)
 4:42 OBU - Byrd 32 yd field goal
 2:28 VSU - Jenkins 2 yd pass from Faulkner (WRhody kick)
 4th 11:19 VSU - William Milton 1 yd run (Rhody kick blocked)
 Attendance: 2353

	VSU	OBU
FIRST DOWNS	21	7
RUSHES-YARDS (NET)	33-160	35-58
PASSING YDS (NET)	381	105

	VSU	OBU
Passes Att-Comp-Int.	31-24-0	17-10-2
TOTAL OFFENSE PLAYS-YARDS	64-541	52-163
Fumble Returns-Yards	0-0	1-51
Punt Returns-Yards	3-15	1-6
Kickoff Returns-Yards	2-42	7-92
Interception Returns-Yards	2-1	0-0
Punts (Number-Avg.)	2-49.0	9-34.2
Fumbles-Lost	5-4	1-1
Penalties-Yards	12-97	10-79
Possession Time	26:13	33:47
Sacks By: Number-Yards	5-25	4-26

BLAZER LEADERS

RUSHING: Aaron Jenkins 5-109; Tyran Robinson 8-38; Barrett Wilkes 2-26
 PASSING: Buster Faulkner 20-25-0-326; Barrett Wilkes 4-6-0-55
 RECEIVING: C.J. Lofton 5-57; Tyrone Jordan 5-32; Reggie Mosley 4-173
 TACKLES (UA-A): Chris Fowler 3-3, 6; Ced Dickerson 3-2, 5; Tim Thompson 1-4, 5

VSU 45, Arkansas-Monticello 17 Bazemore-Hyder Stadium, Valdosta . Oct. 12, 2002

	0	7	0	10	-	17
Arkansas-Monticello	0	7	0	10	-	17
Valdosta State	14	0	10	21	-	45

1st 11:35 VSU - Aaron Jenkins 61 yd run (Will Rhody kick)
 5:42 VSU - Tyran Robinson 56 yd run (Rhody kick)
 2nd 1:59 UAM - Shamar Brown 7 yd pass from Fred Leonard (Jordan Dennis kick)
 3rd 8:10 VSU - Rhody 47 yd field goal
 2:47 VSU - Bama Adams 35 yd pass from Buster Faulkner (Rhody kick)
 4th 13:50 UAM - Jordan Dennis 37 yd field goal
 12:42 VSU - C.J. Lofton 69 yd pass from Faulkner (Rhody kick)
 9:33 VSU - Dantra Clements 36 yd pass from Faulkner (Rhody kick)
 3:57 VSU - William Milton 1 yd run (Rhody kick)
 2:00 UAM - Brown 23 yd pass from Leonard (Dennis kick)
 Attendance: 5602

	UAM	VSU
FIRST DOWNS	17	22
RUSHES-YARDS (NET)	23-79	43-248
PASSING YDS (NET)	412	297
Passes Att-Comp-Int.	48-25-2	26-19-0
TOTAL OFFENSE PLAYS-YARDS	71-491	69-545
Fumble Returns-Yards	0-0	1-0
Punt Returns-Yards	2-15	1-8
Kickoff Returns-Yards	5-91	4-81
Interception Returns-Yards	0-0	2-0
Punts (Number-Avg.)	8-35.0	6-38.7
Fumbles-Lost	2-2	2-2
Penalties-Yards	10-78	6-65
Possession Time	29:10	30:50
Sacks By: Number-Yards	7-57	0-0

BLAZER LEADERS

RUSHING: Aaron Jenkins 12-170; Tyran Robinson 8-94
 PASSING: Buster Faulkner 19-26-0-297
 RECEIVING: C.J. Lofton 5-85; Bama Adams 3-77
 TACKLES (UA-A): Marlin Adams 4-3, 7; Wesley Brown 3-3, 6; Tabious Carter 3-2, 5

VSU 35, Central Arkansas 11 Estes Stadium, Conway, AR . Oct. 19, 2002

	7	7	7	14	-	35
Valdosta State	7	7	7	14	-	35
Central Arkansas	3	0	0	8	-	11

1st 08:52 VSU - Tyrone Jordan 11 yd pass from Buster Faulkner (Will Rhody kick)
 1:33 UCA - Justin Smith 37 yd field goal
 2nd 5:09 VSU - Faulkner 1 yd run (Rhody kick)
 3rd 9:23 VSU - Aaron Jenkins 37 yd pass from Faulkner (Rhody kick)
 4th 11:01 VSU - Reggie Mosley 9 yd pass from Faulkner (Rhody kick)
 6:42 UCA - Henry Young 2 yd run (Shaun Mitchell rush)
 :44 VSU - Jenkins 10 yd run (Rhody kick)
 Attendance: 5305

	VSU	UCA
FIRST DOWNS	16	20
RUSHES-YARDS (NET)	36-214	24-66
PASSING YDS (NET)	289	282

	VSU	UCA
Passes Att-Comp-Int.	23-16-2	61-32-1
TOTAL OFFENSE PLAYS-YARDS	59-503	85-348
Fumble Returns-Yards	0-0	0-0
Punt Returns-Yards	4-21	3-4
Kickoff Returns-Yards	3-39	6-112
Interception Returns-Yards	1-0	2-28
Punts (Number-Avg.)	6-42.5	8-38.4
Fumbles-Lost	0-0	2-0
Penalties-Yards	8-60	8-63
Possession Time	25:52	34:08
Sacks By: Number-Yards	1-5	2-24

BLAZER LEADERS

RUSHING: Valdosta State-Aaron Jenkins 24-204
 PASSING: Buster Faulkner 16-23-2-289
 RECEIVING: Reggie Mosley 6-177; Tyrone Jordan 3-49
 TACKLES (UA-A): Elliott Burkes 5-3, 8; Wesley Brown 2-6, 8; Dewayne Smith 3-4, 7

VSU 43, West Alabama 31 Bazemore-Hyder Stadium, Valdosta . Oct. 26, 2002

	17	7	7	0	-	31
West Alabama	17	7	7	0	-	31
Valdosta State	7	0	29	7	-	43

1st 13:25 UWA - Kyle Henderson 14 yd pass from Brett Gilliland (Ben Thoma kick)
 10:31 VSU - Aaron Jenkins 25 yd run (Will Rhody kick)
 9:26 UWA - Henderson 53 yd pass from Gilliland (Thoma kick)
 1:33 UWA - Thoma 24 yd field goal
 2nd 10:53 UWA - Henderson 50 yd pass from Gilliland (Thoma kick)
 3rd 12:16 VSU - Rhody 31 yd field goal
 8:19 VSU - C.J. Lofton 61 yd pass from Buster Faulkner (Rhody kick)
 7:19 UWA - Henderson 75 yd pass from Gilliland (Thoma kick)
 6:14 VSU - Jenkins 67 yd pass from B Faulkner (Rhody kick)
 4:30 VSU - Reggie Mosley 9 yd pass from Faulkner (Rhody kick failed)
 :00 VSU - Jenkins 6 yd run (Faulkner pass failed)
 4th 9:57 VSU - Mosley 19 yd pass from Faulkner (Rhody kick)
 Attendance: 3584

	UWA	VSU
FIRST DOWNS	25	24
RUSHES-YARDS (NET)	24-9	45-197
PASSING YDS (NET)	470	290
Passes Att-Comp-Int.	55-35-1	30-22-2
TOTAL OFFENSE PLAYS-YARDS	79-479	75-457
Fumble Returns-Yards	0-0	1-11
Punt Returns-Yards	4-23	1-0
Kickoff Returns-Yards	5-104	6-162
Interception Returns-Yards	2-0	1-0
Punts (Number-Avg.)	5-42.0	5-36.0
Fumbles-Lost	4-1	2-1
Penalties-Yards	11-96	9-58
Possession Time	27:33	32:27
Sacks By: Number-Yards	4-34	6-37

BLAZER LEADERS

RUSHING: Aaron Jenkins 24-151; Tyran Robinson 9-62
 PASSING: Buster Faulkner 22-30-2-290
 RECEIVING: Reggie Mosley 11-92; C.J. Lofton 5-107; Aaron Jenkins 4-74
 TACKLES (UA-A): Ced Dickerson 7-2, 9; Marlin Adams 4-3, 7; Wesley Brown 3-4, 7

VSU 45, North Alabama 28 Brady Municipal Stadium, Florence, AL . Nov. 2, 2002

	14	10	14	7	-	45
Valdosta State	14	10	14	7	-	45
North Alabama	7	0	6	15	-	28

1st 06:04 VSU - Aaron Jenkins 2 yd run (Will Rhody kick)
 2:31 UNA - Will Hall 1 yd run (Travis Johnston kick)
 2:04 VSU - Jenkins 60 yd run (Rhody kick)
 2nd 9:55 VSU - Greg Lofton 11 yd pass from Faulkner (Rhody kick)
 :02 VSU - Rhody 36 yd field goal
 3rd 11:33 VSU - Faulkner 12 yd run (Rhody kick)
 7:57 VSU - Nekeyma Wright 6 yd pass from Faulkner (Rhody kick)
 2:43 UNA - DeMarcus Blount 9 yd run (Johnston kick blocked)
 4th 14:15 UNA - Blount 11 yd run (Blount pass)
 1:58 VSU - Jenkins 3 yd run (Rhody kick)
 :35 UNA - Blount 12 yd pass from Hall (Johnston kick)
 Attendance: 2783

2003 FOOTBALL 2002 Game-By-Game Stats

	VSU	UNA
FIRST DOWNS	20	18
RUSHES-YARDS (NET)	31-108	35-59
PASSING YDS (NET)	232	227
Passes Att-Comp-Int.	47-26-0	40-20-3
TOTAL OFFENSE PLAYS-YARDS	78-340	75-286
Fumble Returns-Yards	0-0	0-0
Punt Returns-Yards	5-2	5-55
Kickoff Returns-Yards	3-45	7-74
Interception Returns-Yards	3-28	0-0
Punts (Number-Avg)	7-42.9	9-35.8
Fumbles-Lost	1-1	3-1
Penalties-Yards	7-75	14-114
Possession Time	31:03	28:57
Sacks By: Number-Yards	6-56	4-20

BLAZER LEADERS

RUSHING: Valdosta State-Aaron Jenkins 20-103
 PASSING: Buster Faulkner 26-46-0-232
 RECEIVING: C.J. Lofton 10-92, Greg Lofton 7-60; Dantra Clements 4-49
 TACKLES (UA-A): Jason Cost 5-5, 10; Marlin Adams 3-7, 10; Dewayne Smith 5-2, 7

VSU 31, Arkansas Tech 24 Bazemore-Hyder Stadium, Valdosta . Nov. 9, 2002

Arkansas Tech	0	10	0	14	-	24
Valdosta State	10	14	0	7	-	31

1st 13:21 VSU - Scott Foss 0 yd blocked punt return (Will Rhody kick)
 8:30 VSU - Rhody 23 yd field goal, 7 plays
 2nd 8:39 ATU - Kyle Magrini 35 yd field goal
 5:29 VSU - Reggie Mosley 9 yd pass from Buster Faulkner (Rhody kick)
 1:11 ATU - Cory Thompson 38 yd pass from Mark Ewersmann (Magrini kick)
 :04 VSU - Mosley 3 yd pass from Faulkner (Rhody kick)
 4th 10:50 ATU - Anthony Adams 58 yd run (Magrini kick)
 7:04 ATU - Ewersmann 3 yd run (Magrini kick)
 3:48 VSU - Tyrone Jordan 14 yd pass from Barrett Wilkes (Rhody kick)
 Attendance: 5736

	ATU	VSU
FIRST DOWNS	10	15
RUSHES-YARDS (NET)	44-131	30-99
PASSING YDS (NET)	61	197
Passes Att-Comp-Int.	15-6-0	38-21-1
TOTAL OFFENSE PLAYS-YARDS	59-192	68-296
Fumble Returns-Yards	1-28	0-0
Punt Returns-Yards	4-21	5-48
Kickoff Returns-Yards	4-61	3-59
Interception Returns-Yards	1-22	0-0
Punts (Number-Avg)	9-38.4	7-34.7
Fumbles-Lost	1-1	3-1
Penalties-Yards	4-25	8-70
Possession Time	30:04	29:56
Sacks By: Number-Yards	3-26	4-23

BLAZER LEADERS

RUSHING: Aaron Jenkins 15-83; Tyrone Robinson 5-25
 PASSING: Buster Faulkner 16-30-1-138; Barrett Wilkes 5-7-0-59
 RECEIVING: Reggie Mosley 6-75; C.J. Lofton 5-23; Tyrone Jordan 3-26
 TACKLES (UA-A): Marlin Adams 3-7, 10; Wesley Brown 2-6, 8

VSU 19, West Georgia 3 Grisham Stadium, Carrollton - Nov. 16, 2002

Valdosta State	7	6	0	6	-	19
West Georgia	0	3	0	0	-	3

1st 6:22 VSU - C.J. Lofton 2 yd pass from Buster Faulkner (Will Rhody kick)
 2nd 11:03 VSU - Rhody 23 yd field goal
 8:36 VSU - Rhody 29 yd field goal
 2:06 UWG - Trevor Ramos 28 yd field goal
 4th 5:45 VSU - Aaron Jenkins 1 yd run (Rhody kick failed)
 Attendance: 3302

	VSU	UWG
FIRST DOWNS	15	12
RUSHES-YARDS (NET)	42-44	18-9
PASSING YDS (NET)	188	225
Passes Att-Comp-Int.	32-19-1	45-22-4

	VSU	UWG
TOTAL OFFENSE PLAYS-YARDS	74-232	63-216
Fumble Returns-Yards	0-0	0-0
Punt Returns-Yards	4-23	4-1
Kickoff Returns-Yards	2-24	4-61
Interception Returns-Yards	4-18	1-18
Punts (Number-Avg)	6-30.2	6-31.8
Fumbles-Lost	1-0	3-2
Penalties-Yards	4-35	7-59
Possession Time	36:32	23:28
Sacks By: Number-Yards	6-45	4-33

VSU 24, Catawba 7 Bazemore-Hyder Stadium, Valdosta . Nov. 23, 2002

Catawba 0 0 7 0 - 7
 Valdosta State 7 14 3 0 - 24
 1st 2:00 VSU - Reggie Mosley 9 yd pass from Buster Faulkner (Will Rhody kick)
 2nd 12:24 VSU - Tyrone Robinson 8 yd run (Rhody kick)
 :34 VSU - Mosley 74 yd pass from Buster Faulkner (Rhody kick)
 3rd 9:08 VSU - Rhody 24 yd field goal,
 1:33 CC - Nick Means 21 yd pass from Luke Samples (Allan Rohrbaugh kick)
 Attendance: 2673

	CC	VSU
FIRST DOWNS	14	29
RUSHES-YARDS (NET)	20-30	44-151
PASSING YDS (NET)	228	343
Passes Att-Comp-Int.	40-21-2	38-25-1
TOTAL OFFENSE PLAYS-YARDS	60-258	82-494
Fumble Returns-Yards	0-0	0-0
Punt Returns-Yards	0-0	1-1
Kickoff Returns-Yards	5-89	2-38
Interception Returns-Yards	1-8	2-24
Punts (Number-Avg)	7-37.9	5-33.2
Fumbles-Lost	2-0	0-0
Penalties-Yards	5-45	5-46
Possession Time	22:20	37:40
Sacks By: Number-Yards	5-29	0-0

BLAZER LEADERS

RUSHING: Tyrone Robinson 18-78; Aaron Jenkins 18-73
 PASSING: Buster Faulkner 25-38-1-343
 RECEIVING: Reggie Mosley 10-179; C.J. Lofton 4-60
 TACKLES (UA-A): Jason Cost 3-3, 6; Elliott Burkes 4-1, 5; Wesley Brown 4-1, 5

VSU 31, Carson-Newman 28 Bazemore-Hyder Stadium, Valdosta . Nov. 30, 2002

Carson-Newman 10 3 0 15 - 28
 Valdosta State 7 7 10 7 - 31
 1st 7:32 CN - Kjell Lorentzen 30 yd field goal
 4:35 VSU - Tyrone Jordan 38 yd pass from Buster Faulkner (Will Rhody kick)
 :35 CN - Leonard Guyton 4 yd run (Lorentzen kick)
 2nd 3:52 VSU - Andre Zellner 5 yd pass from Faulkner (Rhody kick)
 :00 CN - Lorentzen 40 yd field goal
 3rd 9:27 VSU - Reggie Mosley 19 yd pass from Faulkner (Rhody kick)
 2:58 VSU - Rhody 46 yd field goal
 4th 12:59 CN - Guyton 2 yd run (Guyton rush)
 6:48 CN - Reggie Alexis 3 yd run (Lorentzen kick)
 1:14 VSU - C.J. Lofton 9 yd pass from Faulkner (Rhody kick)
 Attendance: 4021

	CN	VSU
FIRST DOWNS	22	23
RUSHES-YARDS (NET)	51-196	38-134
PASSING YDS (NET)	117	288
Passes Att-Comp-Int.	21-7-3	36-24-2
TOTAL OFFENSE PLAYS-YARDS	72-313	74-422
Fumble Returns-Yards	0-0	0-0
Punt Returns-Yards	1-8	0-0
Kickoff Returns-Yards	6-129	1-19
Interception Returns-Yards	2-2	3-5
Punts (Number-Avg)	2-41.5	2-35.5
Fumbles-Lost	1-0	1-1
Penalties-Yards	3-20	4-45
Possession Time	27:47	32:13
Sacks By: Number-Yards	5-45	4-23

BLAZER LEADERS

RUSHING: Tyrone Robinson 14-104; Aaron Jenkins 14-66
 PASSING: Buster Faulkner 24-35-2-288
 RECEIVING: Reggie Mosley 8-96; C.J. Lofton 5-73; Aaron Jenkins 3-24
 TACKLES (UA-A): Jason Cost 6-9, 15; Wesley Brown 6-6, 12; Marlin Adams 4-4, 8

VSU 21, Texas A&M-Kingsville 12 Bazemore-Hyder Stadium, Valdosta . Dec. 7, 2002

Texas A&M-Kingsville	3	3	0	6	-	12
Valdosta State	7	7	0	7	-	21

1st 6:00 TAMUK - Richard Hammond 31 yd field goal
 :00 VSU - Reggie Mosley 77 yd pass from Buster Faulkner (Will Rhody kick)
 2nd 10:43 VSU - Marquis Turner 5 yd blocked punt return (Rhody kick)
 3:16 TAMUK - Hammond 40 yd field goal
 4th 13:12 VSU - Tyrone Jordan 10 yd pass from Faulkner (Rhody kick)
 01:29 TAMUK - Jonathan Combs 1 yd run (Hammond kick blocked)
 Attendance: 5128

	TAMUK	VSU
FIRST DOWNS	11	10
RUSHES-YARDS (NET)	37-15	32-16
PASSING YDS (NET)	177	195
Passes Att-Comp-Int.	35-20-2	33-14-1
TOTAL OFFENSE PLAYS-YARDS	72-192	65-211
Fumble Returns-Yards	0-0	0-0
Punt Returns-Yards	7-56	6-56
Kickoff Returns-Yards	3-73	2-32
Interception Returns-Yards	1-0	2-60
Punts (Number-Avg)	11-37.5	11-36.1
Fumbles-Lost	5-3	3-2
Penalties-Yards	5-25	5-54
Possession Time	32:44	27:16
Third-Down Conversions	2 of 17	3 of 16
Fourth-Down Conversions	1 of 2	0 of 1
Red-Zone Scores-Chances	2-2	1-2
Sacks By: Number-Yards	4-27	9-45

BLAZER LEADERS

RUSHING: Aaron Jenkins 13-34; Tyrone Robinson 10-14
 PASSING: Buster Faulkner 14-33-1-195
 RECEIVING: C.J. Lofton 5-43; Tyrone Jordan 3-23; Reggie Mosley 2-78
 TACKLES (UA-A): Fatari Lyons 5-4, 9; Ced Dickerson 4-3, 7; Tim Thompson 4-3, 7

Grand Valley State 31, VSU 24 Bray Municipal Stadium, Florence, AL . Dec. 14, 2002

Valdosta State	3	3	7	11	-	24
Grand Valley State	14	3	7	7	-	31

1st 6:23 VSU - Will Rhody 26 yd field goal
 5:37 GVSU - Reggie Spearman 9 yd run (Dave Hendrix kick)
 1:06 GVSU - David Kircus 54 yd pass from Curt Anes (Hendrix kick)
 2nd 12:54 VSU - Dave Hendrix 38 yd field goal
 :34 VSU - Rhody 27 yd field goal
 3rd 12:28 GVSU - Kircus 67 yd pass from Anes (Hendrix kick)
 3:51 VSU - Aaron Jenkins 7 yd run (Rhody kick)
 4th 3:30 VSU - Rhody 43 yd field goal
 3:09 VSU - Tim Thompson 0 yd fumble recovery (C.J. Lofton pass)
 1:04 GVSU - Kircus 10 yd pass from Anes (Hendrix kick)

	VSU	GVSU
FIRST DOWNS	14	17
RUSHES-YARDS (NET)	35-65	30-65
PASSING YDS (NET)	181	361
Passes Att-Comp-Int.	42-27-3	36-23-1
TOTAL OFFENSE PLAYS-YARDS	77-246	66-426
Fumble Returns-Yards	0-0	0-0
Punt Returns-Yards	2-20	5-54
Kickoff Returns-Yards	6-99	6-101
Interception Returns-Yards	1-36	3-8
Punts (Number-Avg)	7-35.3	4-41.8
Fumbles-Lost	3-0	2-2
Penalties-Yards	1-10	6-39
Possession Time	32:35	27:25
Third-Down Conversions	5 of 20	6 of 14
Fourth-Down Conversions	2 of 3	0 of 2
Red-Zone Scores-Chances	3-3	3-5
Sacks By: Number-Yards	3-15	6-42

BLAZER LEADERS

RUSHING: Valdosta State-Aaron Jenkins 20-99
 PASSING: Buster Faulkner 26-41-3-139; Bama Adams 1-1-0-42
 RECEIVING: Reggie Mosley 9-47; C.J. Lofton 5-35; Tyrone Jordan 4-57
 TACKLES (UA-A): Wesley Brown 10-0, 10; Timi A-Williams 6-3, 9; Elliott Burkes 5-2, 7

VSU BLAZERS

2002 FINAL STATISTICS

Record: 14-1, Home: 9-0, Away: 5-1, GSC: 9-0
Schedule/Attendance

26 at Albany State 0	(9,235)
32 Fort Valley State 6	(9,576)
42 Delta State 0*	(7,142)
31 Southern Arkansas 28*	(5,364)
51 at Ouachita Baptist 10*	(2,353)
45 Arkansas-Monticello 17*	(5,602)
35 at Central Arkansas 11*	(5,305)
43 West Alabama 31*	(3,584)
45 at North Alabama 28*	(2,783)
31 Arkansas Tech 24*	(5,736)
19 at West Georgia 3*	(3,302)
24 Catawba 7#	(2,673)
31 Carson-Newman 28#	(4,021)
21 Texas A&M-Kingsville#	(5,128)
24 vs. Grand Valley State 31#	(9,783)

* Gulf South Conference games # D-II Playoffs

TEAM STATISTICS

	VSU	Opp
First Downs	307	218
Rushing	108	62
Passing	151	133
Penalty	48	23
Rushing Attempts	548	458
Yards Gained	2490	1501
Yards Lost	674	669
Net Yards	1816	832
Yards Per Rush	3.3	1.8
Avg. Per Game	121.1	55.5
Passing Attempts	547	526
Completions	355	264
Interceptions	19	26
Net Yards	4162	3227
Yds Per Attempt	7.6	6.1
Yds Per Completion	11.7	12.2
Avg. Per Game	277.5	215.1
Total Plays	1095	984
Plays Per Game	73.0	65.6
Net Yards	5978	4059
Yds Per Play	5.5	4.1
Avg. Per Game	398.5	270.6
Punts/Yards	80/2959	12/4031
Avg. Per Punt	37.0	36.0
Punts Per Game	5.3	7.5
Punt Returns/Yards	48/355	42/293
Avg. Per Return	7.4	6.8
Returns Per Game	3.2	2.8
Kickoff Returns/Yards	42/860	76/1326
Avg. Per Return	20.5	17.4
Returns Per Game	2.8	5.1
Int. Returns/Yards	26/197	19/109
Avg. Per Return	7.6	6.8
Returns Per Game	1.7	1.3
Fumbles/Lost	27/17	36/19
Penalties/Yards	116/1066	131/1075
Yds Per Penalty	9.2	8.2
Yds Per Game	71.1	71.7
Touchdowns	65	29
Rushing	20	15
Passing	42	14
Other	3	0
Extra Points	59	23
Kicks	58	20
Run/Pass	1	3
Field Goals	16-24	12/15
Safeties	1	0
Total Points	500	236
Avg. Per Game	33.3	15.7

	1	2	3	4	OT	TP
Valdosta State	99	151	130	120	0	500
Opponents	60	46	43	87	0	236
Third Down Conversions	VSU 81/233, .350	Opp 55/223, .250				
Fourth Down Conversions	VSU 13/18, .720	Opp 10/26, .380				

RUSHING

	G	Att	Gain	Loss	Net	Avg.	TD
Aaron Jenkins	14	214	1369	65	1304	6.1	11
Tyran Robinson	14	147	768	47	721	4.9	3
Lee Tarpley	15	17	54	1	53	3.1	0
William Milton	6	26	59	8	51	2.0	2
Dantra Clements	11	2	19	0	19	9.5	0
Tyrone Jordan	15	2	17	2	15	5.0	1

	G	Att	Gain	Loss	Net	Avg.	TD
Steve Skeen	3	3	7	2	5	1.7	0
Dorian Gilliam	3	2	6	1	5	2.5	0
C.J. Lofton	15	1	4	0	4	4.0	0
Javaris Weston	1	1	4	0	4	4.0	0
Latray Walker	4	8	5	8	-3	-4.0	0
Barrett Wilkes	5	8	29	45	-16	2.0	0
TEAM	9	9	0	28	-28	-3.1	0
Buster Faulkner	15	108	149	462	-313	-2.9	3
TOTALS	15	548	2490	674	1816	3.3	20
OPPONENTS	15	458	1501	669	832	1.8	15

PASSING

	Att	Comp	Int	Pct.	Yds	TDs
Buster Faulkner	503	327	17	.650	3826	41
Barrett Wilkes	38	25	2	.658	271	1
Bama Adams	1	1	0	1.00	42	0
Kenn Barnett	1	1	0	1.00	19	0
Mitch Stewart	1	1	0	1.00	4	0
Tyran Robinson	1	0	0	.000	0	0
Dantra Clements	1	0	0	.000	0	0
TEAM	1	0	0	.000	0	0
TOTALS	547	355	19	.649	4162	42
OPPONENTS	526	264	26	.502	3227	14

RECEIVING

	G	No.	Yds	Avg/PC	CPC	TDs
Reggie Mosley	14	79	1295	16.4	5.6	15
C.J. Lofton	15	77	913	11.9	5.1	6
Tyrone Jordan	15	37	411	11.1	2.5	6
Aaron Jenkins	14	32	355	11.1	2.3	3
Greg Lofton	13	27	255	9.4	2.1	3
Tyran Robinson	14	23	199	8.7	1.6	0
Bama Adams	12	21	199	9.5	1.8	1
Lee Tarpley	15	18	107	5.9	1.2	1
Dantra Clements	11	13	218	16.8	1.2	3
Nekeyma Wright	6	10	103	10.3	1.8	2
Andre Zellner	9	7	49	7.0	.8	2
Eddie Dowdell	4	3	9	3.0	.8	0
Rod Dalton	2	2	11	5.5	.0	0
Milon Brezjal	13	1	19	9.0	.1	0
Raymond Thomas	1	1	16	16.0	1.0	0
William Milton	6	1	15	15.0	.2	0
Twion Shealer	2	1	1	1.0	.5	0
Tommy Parker	2	1	-3	-3.0	.5	0
Chance Hutto	2	1	-10	-10.0	.5	0
TOTALS	15	355	4162	11.7	23.7	42
OPPONENTS	15	264	3227	12.2	17.6	14

PUNTING

	No.	Yds	Avg.	Inside 20	Blk'd	Long
Kenn Barnett	77	2871	37.3	16	1	61
Justin Northcutt	2	88	44.0	1	0	50
Team	1	0	0.0	0	0	5
TOTALS	80	2959	37.0	17	1	61
OPPONENTS	112	4031	36.0	26	5	61

PUNT RETURNS

	No.	Yds	Avg.	TDs	Long
Reggie Mosley	33	250	7.6	0	45
Chris Fowler	8	32	4.0	0	10
C.J. Lofton	3	46	5.3	1	20
Tyrone Jordan	3	2	.7	0	1
Wesley Brown	1	20	20.0	0	20
Marquis Turner	0	5	0.0	1	5
Scott Foss	0	0	0.0	1	0
TOTALS	48	355	7.4	2	45
OPPONENTS	43	293	6.8	0	30

KICKOFF RETURNS

	No.	Yds	Avg.	TDs	Long
Reggie Mosley	20	133	21.6	1	51
Aaron Jenkins	15	313	20.9	0	41
Andre Zellner	3	62	20.7	0	35
Dantra Clements	2	35	17.5	0	19
Tyran Robinson	2	17	8.5	0	16
TOTALS	42	860	20.5	1	51
Opponents	76	1326	17.4	0	49

INTERCEPTION RETURNS

	No.	Yds	Avg.	TDs	Long
Chris Fowler	7	35	5.0	0	28
Wesley Brown	4	111	27.8	0	60
Elliott Burkes	3	0	0.0	0	0
Shamonta Dean	2	1	0.5	0	1
Ced Dickerson	2	0	0.0	0	0

	No.	Yds	Avg.	TDs	Long
Jason Cost	1	5	5.0	0	0
Leon Gray	1	-7	-7.0	0	0
Scott Foss	1	0	0.0	0	0
Dedrick Morrison	1	0	0.0	0	0
Tim Thompson	1	36	36.0	0	0
Marquis Turner	1	0	0.0	0	0
Rodney Edwards	1	0	0.0	0	0
TOTALS	26	197	7.6	0	60
Opponents	19	109	5.7	0	28

SCORING

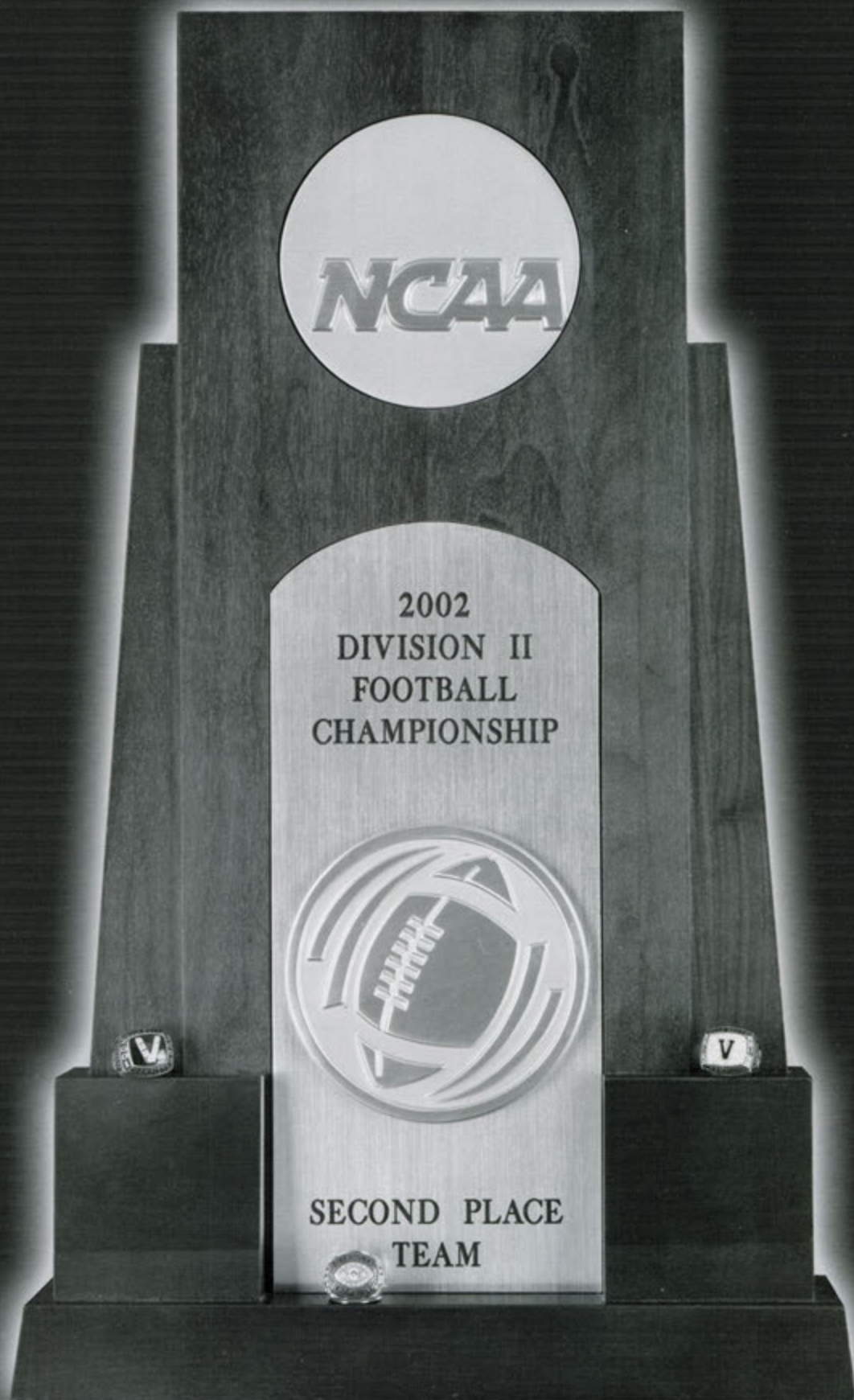
	TDs	PAT	2-PT	DEF	FC	S	TP
Will Rhody	0	57	0	0	16	0	105
Reggie Mosley	15	0	0	0	0	0	90
Aaron Jenkins	14	0	0	0	0	0	84
Tyrone Jenkins	7	0	0	0	0	0	42
C.J. Lofton	6	0	1	0	0	0	38
Dantra Clements	3	0	0	0	0	0	18
Buster Faulkner	3	0	0	0	0	0	18
Greg Lofton	3	0	0	0	0	0	18
Tyran Robinson	3	0	0	0	0	0	18
William Milton	2	0	0	0	0	0	12
Nekeyma Wright	2	0	0	0	0	0	12
Andre Zellner	2	0	0	0	0	0	12
Bama Adams	1	0	0	0	0	0	6
Tim Thompson	1	0	0	0	0	0	6
Lee Tarpley	1	0	0	0	0	0	6
Scott Foss	1	0	0	0	0	0	6
Marquis Turner	1	0	0	0	0	0	6
Team	0	0	0	0	0	1	2
Stephen Delk	0	1	0	0	0	0	1
TOTALS	65	58	1	0	16	1	500
Opponents	29	20	3	0	12	0	236

TOTAL OFFENSE

	Rushing Yards	TDs	Passing Yards	TDs	Total Yards	TDs
Buster Faulkner	-313	3	3826	41	3513	44
Aaron Jenkins	1304	11	0	0	1304	11
Tyran Robinson	721	3	0	0	721	3
Barrett Wilkes	-16	0	271	1	155	1
Lee Tarpley	53	0	0	0	53	0
William Milton	51	2	0	0	51	2
Bama Adams	0	0	42	0	42	0
Dantra Clements	19	0	0	0	19	0
Kenn Barnett	0	0	19	0	19	0
Tyrone Jordan	10	1	0	0	10	1
Dorian Gilliam	5	0	0	0	5	0
Steve Skeen	5	0	0	0	5	0
C.J. Lofton	4	0	0	0	4	0
Javaris Weston	4	0	0	0	4	0
Mitch Stewart	0	0	4	0	4	0
Latray Walker	-3	0	0	0	-3	0
Team	-28	0	0	0	-28	0
TOTALS	1816	20	4162	42	5978	62
Opponents	832	15	3227	14	4059	29

DEFENSE

	UT	AT	Total Loss	FR	Int	Blp	Sack	
Marlin Adams	52	43	95	18.5	2	1	1	10
Wesley Brown	51	37	88	3	2	4	4	0
Jason Cost	42	42	84	13	2	1	3	5.5
Ced Dickerson	46	30	76	6.5	2	2	12	.5
Dewayne Smith	38	28	66	30	2	0	2	11.5
Tabious Carter	26	32	58	8	0	0	3	4
Elliott Burkes	38	18	56	1	0	3	15	0
Reggie Rhodes	19	23	42	10.5	1	0	1	5
Fatari Lyons	22	18	40	14	3	0	3	6
Chris Fowler	29	10	39	0	0	7	10	0
Tim Thompson	14	24	38	8.5	2	1	2	3
Timi Aganga-Williams	20	15	35	5	0	0	2	2
Marquis Turner	23	12	35	0	2	1	4	0
Milon Brezjal	11	19	30	.5	0	0	1	.5
Shamonta Dean	15	13	28	1	0	2	0	0
Todd Ragle	15	12	27	6	0	0	1	.5
Dedrick Morrison	10	16	26	2.5	0	1	0	.5
Darryl Baker	14	10	24	4.5	0	0	3	3
Rodney Edwards	13	11	24	1	1	1	0	0
Leon Gray	11	9	20	4	0	1	0	2
Michael Flood	11	7	18	0	0	0	2	0
Tyrone Jordan	6	8	14	0	0	0	0	0
Xavier Carrington	6	8	14	.5	0	0	1	0



RECORD BOOK

VSU BLAZERS

VSU General Records & Information



JIM GOODMAN
15-17-1



JIM BERRYMAN
5-6



MIKE CAVAN
37-22-2



HAL MUMME
40-17-1



MIKE KELLY
15-16*



MARK NELSON
0-2



CHRIS HATCHER
36-4

YEAR RECORD	COACH	CAPTAINS
19825-5-1	Jim Goodman	James Owens, QB; David Gilyard, LB
19835-6-0	Jim Goodman	Mark Catano, OT; Cliff Fouty, LB
19845-6-0	Jim Goodman	Lenny Parker, LB; Elson Bolar, DT
19855-6-0	Jim Berryman	Jimmy Francis, FS; Jay Walls, DT
19869-2-0	Mike Cavan	Jessie Tuggle, LB; R.D. Swain, OG; Dallis Smith, CB; Dennis Smith, CB
19876-4-0	Mike Cavan	Jimmy Brookins, LB; Scott Mowry, LB; Bryan Banks, OT; John Norris, OT
19886-3-1	Mike Cavan	Jimmy Brookins, LB; Scott Mowry, LB; Eric Clark, FB
19895-5-0	Mike Cavan	Randy Fisher, WR; Maurice Jordan, DT
19905-5-0	Mike Cavan	Tye Cottle, QB; Deon Searcy, FS
19916-3-1	Mike Cavan	Will O'Steen, C; Chris Dupree, SS
19925-4-1	Hal Mumme	Chris Hatcher, QB; Calvin Walker, WR; Antonio Edwards, DE; Chris Dupree, SS
19938-3-0	Hal Mumme	Chris Hatcher, QB; Calvin Walker, WR; Andre Hampton, DE; Tony Hill, SS
199411-2-0	Hal Mumme	Chris Hatcher, QB; Dominique Ross, FB; Andre Hampton, DE; Tony Hill, SS
19956-5-0	Hal Mumme	Lance Funderburk, QB; Drew McPhail, OT; Ryan Branch, LB; James Hubbard, NG
199610-3-0	Hal Mumme	Lance Funderburk, QB; Drew McPhail, OT; James Lockhart, LB; Jarmal Stevens, FS
19976-5-0	Mike Kelly	Vontrell Mitchell, RB; Kris Gingrow, C; Wayne DeVane, P; Terry Turner, NG; Antonio Speed, LB; Brad Trout, SS
19985-6-0	Mike Kelly	Donnie Johnston, QB; Vontrell Mitchell, RB; Jesse Sutton, LB; Antonio Speed, LB; James Lightfoot, K
19994-7-0	Mike Kelly*	Greg Cooper, FB; Tully Payne, C; Antonio Speed, LB; Michael Williams, LB
200010-2-0	Chris Hatcher	Dusty Bonner, QB; Tully Payne, C; Reggie Cockerm, LB; Ced Dickerson, FS
200112-1-0	Chris Hatcher	Dusty Bonner, QB; Tully Payne, C; Reggie Cockerm, LB; Ced Dickerson, FS; C.J. Lofton, TE
200214-1-0	Chris Hatcher	Reggie Mosley, WR; Tabious Carter, LB; Ced Dickerson, FS; C.J. Lofton, TE

*Mark Nelson was interim coach for final two games, both losses; Arkansas-Monticello later forfeited its 35-31 win. (Record remains 4-7 per NCAA rules)

Attendance Records

Year	Home Games	Total Attendance	Avg. Attendance
2002	9	48,826	5425
2001	8	50,382	6298
2000	5	37,569	7514
1999	6	27,126	4521
1998	5	23,741	4748
1997	4	19,910	4978
1996	7	49,251	7036
1995	5	24,602	4920
1994	8	59,212	7402
1993	6	35,559	5927
1992	4	16,064	4016
1991	7	32,762	4680
1990	4	20,330	5083
1989	4	18,286	4571
1988	5	20,500	4100
1987	5	27,000	5400
1986	5	25,000	5000
1985	6	37,100	6183
1984	5	25,468	5094
1983	6	28,500	4750
1982	5	36,800	7360

Top 5 Home Crowds

Attendance	Opponent and Score	Date
1. 11,473	Albany State (VSU, 41-6)	Aug. 25, 2001
2. 10,948	Albany State (VSU, 14-7)	Nov. 19, 1994
3. 10,199	Albany State (VSU, 18-6)	Aug. 28, 1999
4. 10,100	Fort Valley State (FVSC, 17-3)	Sept. 14, 1985
5. 10,039	North Alabama (VSU, 34-31 3ot)	Oct. 5, 1996

Valdosta State Versus All Opponents

Opponent	W	L	T
Albany State	8	0	0
American International	1	0	0
Arkansas-Monticello	4	1	0
Arkansas Tech	5	1	0
Bishop	1	0	0
Carson-Newman	1	2	0
Catawba	1	1	0
Central Arkansas	6	2	0
Central Florida	3	5	0
Clark Atlanta	3	0	0
Delta State	9	12	1
East Tennessee State	0	1	0
Fort Valley State	12	3	0
Gardner-Webb	2	0	0
Georgia Southern	1	6	1
Grand Valley State	0	1	0
Harding	2	0	0
Henderson State	6	0	0
Jacksonville State	3	8	0
Kentucky State	3	0	0
Knoxville	1	0	0
Lees-McRae	1	0	0
Mississippi College	5	8	1
Mount Senario	1	0	0
New Haven	1	0	0
North Alabama	9	12	1
North Dakota State	0	1	0
Ouachita Baptist	3	0	0
Savannah State	5	0	0
St. Ambrose	1	0	0
Southern Arkansas	4	3	0
Tarleton State	1	3	0
Texas A&M Kingsville	1	0	0
Texas-El Paso	0	1	0
Troy State	4	7	0
Truman State	1	0	0
UT Martin	6	1	0
West Alabama	20	1	0
West Georgia	13	7	0
TOTALS	148	84	4

2003 FOOTBALL Superlatives



All-Americans

- 1982 Mark Catano, offensive tackle
 1984 Lenny Parker, linebacker;
 Chris Dupree (HM),
 Keith Moore, kicker
 1986 Jessie Tuggle, linebacker
 1988 Robert Morris, defensive line
 Jimmy Brookins, linebacker (2nd)
 Mikeal Lovejoy, safety (2nd)
 Randy Fisher, flanker (HM)
 1989 Randy Fisher, flanker
 1990 Deon Searcy, free safety
 Jack McTyre, kicker
 1991 Antonio Edwards, defensive end*
 1993 Chris Hatcher, quarterback
 York Kurinsky, offensive tackle
 1994 Chris Hatcher, quarterback
 1996 Lance Funderburk, quarterback
 1997 Richard Freeman, defensive end
 1998 Antonio Speed, linebacker (HM)
 2000 Dusty Bonner, quarterback,
 C.J. Lofton, tightend
 2001 Dusty Bonner, quarterback; C.J. Lofton,
 tight end; Reggie Mosley, wide receiver; Tully Payne,
 center; Jason King, offensive tackle
 2002 Aaron Jenkins, runningback; C.J. Lofton, tight end;
 Reggie Mosley, wide receiver;
 Dewayne Smith, nose guard

*defensive lineman of the year



Three-time All America C.J. Lofton

All-Gulf South Conference Players

- 1982 --- Carl Armstrong, WR
 Mark Catano, OT (2nd)
 Cliff Fouty, LB (2nd)
 Jimmy Francis, CB (2nd)
 James Owens, QB (2nd)
 1983 --- Lenny Parker, LB
 Mark Catano, OT
 Cliff Fouty, LB (2nd)
 Dallis Smith, CB (2nd)
 1984 --- Lenny Parker, LB
 Dallis Smith, CB (2nd)
 Jessie Tuggle, DE (2nd)
 Timmy Massey, SS (2nd)
 Chuck Dunnon, OG (2nd)
 1985 --- Jessie Tuggle, LB
 Dallis Smith, CB
 Terry Mallory, P
 Freddie Thomas, LB (2nd)
 Jimmy Francis, FS (2nd)
 Mark Dace, QB (2nd)
 R.D. Swain, OG (2nd)
 Darrien Teals, WR (2nd)
 1986 --- Jessie Tuggle, LB*
 Dallis Smith, CB
 Randy Fisher, WR#
 Terry Mallory, P
 R.D. Swain, OG (2nd)
 James Gibson, DT (2nd)
 Keith Reddings, DE (2nd)
 1987 --- Randy Fisher, WR
 Jimmy Brookins, LB (2nd)
 1988 --- Randy Fisher, WR
 Jimmy Brookins, LB
 Buddy Phillips, OT
 Robert Morris, DT (2nd)
 1989 --- Randy Fisher, WR
 Keith Jones, TE
 Robert Morris, DE
 Ramon Allen, RB (2nd)
 Shaun Utley, LB (2nd)
 Randy Williams, C (2nd)
 1990 --- Antonio Edwards, DE
 Jack McTyre, K
 Dexter Holiday, WR (2nd)
 1991 --- Antonio Edwards, DE
 Chris Dupree, SS
 Don Kelly, K
 Will O'Steen, C
 Marcus Walker, DL (2nd)
 Dexter Holiday, WR (2nd)
 Scott Long, TE (2nd)
 1992 --- Antonio Edwards, DE*
 Chris Dupree, SS
 Calvin Walker, WR
 York Kurinsky, OT
 Chris Hatcher, QB (2nd)
 Matt Moore, OG (2nd)
 Andre Hampton, DE (2nd)
 Erasmus Harvey, LB (2nd)
 1993 --- Chris Hatcher, QB
 Calvin Walker, WR
 York Kurinsky, OL
 Andre Hampton, DE
 Erasmus Harvey, LB
 Tony Hill, SS
 Stanley Flanders, RS (2nd)
 1994 --- Chris Hatcher, QB+
 Dominique Ross, FB
 Robert Williams, WR
 Stanley Flanders, WR
 Matt Moore, OG
 Andre Hampton, DE
 Marcus Johnson, FS
 Erasmus Harvey, LB (2nd)
- Shay Williams, DE (2nd)
 Edward Mitchell, LB (2nd)
 1995 --- Tausee Letuli, OG
 Sean Pender, WR
 Lance Funderburk, QB (2nd)
 Ryan Branch, LB (2nd)
 Drew McPhail, OT (2nd)
 Wayne DeVane, P (2nd)
 1996 --- Lance Funderburk, QB+
 Rodney Brown, WR
 Sean Pender, WR
 Felise Muai, OL
 Drew McPhail, OL
 Artie Ulmer, DL
 James Lockhart, LB
 Mike Bowman, WR
 1997 --- Richard Freeman, DE
 Jesse Sutton, LB
 Vontrell Mitchell, RB (2nd)
 David Fox, DE (2nd)
 Arto Vartanian, DT (2nd)
 Brad Trout, SS (2nd)
 James Lightfoot, K (2nd)
 Eric Doggett, RS (2nd)
 1998 --- Arto Vartanian, DT
 Antonio Speed, LB*
 Jesse Sutton, LB
 Dennis Fryzel, WR (2nd)
 Vaughn Clark, CB (2nd)
 1999 --- Antonio Speed, LB*
 Michael Williams, LB
 Vaughn Clark, CB
 Jason King, OT (2nd)
 Travis Francis, RB (2nd)
 Bo Barzilauskas, DT (2nd)
 Willie Caldwell, NG (2nd)
 Eric Doggett, RS (2nd)
 2000 --- Dusty Bonner, QB+
 C.J. Lofton, TE
 Tully Payne, C (2nd)
 Mike Fowler, LB (2nd)
 Reggie Cockern, LB (2nd)
 Ced Dickerson, FS (2nd)
 Derrick Hill, DE (2nd)
 2001 --- Dusty Bonner, QB+
 Reggie Mosley, WR, ST
 C. J. Lofton, TE
 Aaron Jenkins, RB
 Bill Epps, OG
 Jason King, OT
 Reggie Cockern, LB
 Mike Fowler, LB
 Ced Dickerson, Rover
 Shaunta Dismuke, ST
 Keith Gosse, OG (2nd)
 Anthony Poole, DE (2nd)
 Reggie Rhodes, DT (2nd)
 Derek Braxton, CB (2nd)
 2002 --- Aaron Jenkins, RB
 Buster Faulkner, QB,
 Reggie Mosley, WR,
 C.J. Lofton, TE,
 Torrey Howard, OG,
 Chance Hutto, OT
 Dewayne Smith, NG,
 Tabious Carter, LB
 Ced Dickerson, DB,
 Reggie Rhodes, DT(2nd)
 Marlin Adams, LB (2nd),
 Jason Cost, LB (2nd)

+ -- offensive player of the year
 * -- defensive player of the year
 # -- freshman of the year

Valdosta State Year-By-Year

VSDU BLAZERS

1982 (5-5-1)

VSU	Opp	
13	Mississippi College	28
24	Troy State	21
27	Georgia Southern	27
13	Central Florida	7
0	Delta State	27
11	Jacksonville State	43
36	Albany State	13
7	North Alabama	53
48	Kentucky State	13
22	West Alabama	21
29	Georgia Southern	45
230		298
Coach: Jim Goodman		
GSC Record: 2-4 (6th)		

1983 (5-6-0)

VSU	Opp	
3	Mississippi College	26
12	Troy State	13
14	Savannah State	10
0	Central Florida	20
16	Delta State	24
11	Jacksonville State	37
20	West Georgia	13
0	North Alabama	27
32	Kentucky State	20
29	West Alabama	14
34	Georgia Southern	29
171		233
Coach: Jim Goodman		
GSC Record: 2-5 (8th)		

1984 (5-6-0)

VSU	Opp	
49	Clark	0
28	Savannah State	7
38	UT Martin	6
5	Jacksonville State	12
12	Troy State	27
17	West Alabama	16
20	West Georgia	13
8	Georgia Southern	38
3	Mississippi College	10
11	Delta State	17
24	North Alabama	35
215		181
Coach: Jim Goodman		
GSC Record: 3-5 (6th)		

1985 (5-6-0)

VSU	Opp	
3	Fort Valley State	17
27	Kentucky State	0
31	UT Martin	7
10	Jacksonville State	12
3	Troy State	10
5	West Alabama	10
49	West Georgia	12

19	Bishop	2
7	Mississippi College	28
39	Delta State	20
0	North Alabama	45
193		163
Coach: Jim Berryman		
GSC Record: 3-5 (6th)		

1986 (9-2)

VSU	Opp	
17	Fort Valley State	0
7	Central Florida	10
49	UT Martin	24
29	Jacksonville State	25
10	Troy State	45
17	West Alabama	12
41	West Georgia	26
21	Savannah State	7
21	Mississippi College	10
31	Delta State	8
24	North Alabama	7
267		174
Coach: Mike Cavan		
GSC Record: 7-1 (2nd)		

1987 (6-4)

VSU	Opp	
21	Fort Valley State	14
19	West Alabama	9
24	UT Martin	10
27	Jacksonville State	10
7	Troy State	44
49	West Georgia	14
35	Savannah State	16
12	Mississippi College	20
21	Delta State	24
16	North Alabama	17
231		178
Coach: Mike Cavan		
GSC Record: 4-4 (4th)		

1988 (6-3-1)

VSU	Opp	
14	Fort Valley State	13
9	UT Martin	13
21	Jacksonville State	31
21	Troy State	16
20	West Alabama	7
17	West Georgia	14
48	Central Florida	19
21	Mississippi College	31
28	Delta State	28
35	North Alabama	28
234		200
Coach: Mike Cavan		
GSC Record: 4-3-1 (4th)		

1989 (5-5)

VSU	Opp	
10	Georgia Southern	31
14	Central Florida	35

35	UT Martin	14
15	Jacksonville State	17
20	Troy State	14
17	West Alabama	6
34	West Georgia	16
3	Mississippi College	32
16	Delta State	24
24	North Alabama	21
188		210
Coach: Mike Cavan		
GSC Record: 5-3 (3rd)		

1990 (5-5)

VSU	Opp	
10	Georgia Southern	17
28	UT Martin	14
18	Jacksonville State	17
22	Troy State	20
46	West Alabama	7
37	West Georgia	2
22	East Tennessee State	37
10	Mississippi College	17
11	Delta State	26
10	North Alabama	26
214		183
Coach: Mike Cavan		
GSC Record: 5-3 (4th)		

1991 (6-3-1)

VSU	Opp	
0	Central Florida	12
7	Fort Valley State	0
3	Jacksonville State	24
14	Troy State	20
20	West Alabama	7
38	West Georgia	37
59	Lees-McRae	13
10	Mississippi College	10
34	Delta State	27
34	North Alabama	17
219		167
Coach: Mike Cavan		
GSC Record: 4-1-1 (2nd)		

1992 (5-4-1)

VSU	Opp	
13	Georgia Southern	24
24	Fort Valley State	17
6	Jacksonville State	20
10	Troy State	26
42	West Alabama	15
28	West Georgia	42
31	American International	21
28	Mississippi College	14
45	Delta State	7
24	North Alabama	24
251		210
Coach: Hal Mumme		
GSC Record: 3-2-1 (2nd)		

2003 FOOTBALL Valdosta State Year-By-Year

1993 (8-3)

VSU	Opp
65	Mount Senario.....0
30	Central Florida.....35
49	Fort Valley State.....24
41	Clark Atlanta.....12
42	West Alabama.....13
68	Tarleton State.....10
16	West Georgia.....23
42	Mississippi College.....21
33	Delta State.....8
21	North Alabama.....31
42	Henderson State.....20
449	197

Coach: Hal Mumme
GSC Record: 5-2 (2nd)

1994 (11-2)

VSU	Opp
36	Knoxville.....0
31	Central Florida.....14
58	Fort Valley State.....6
63	Clark Atlanta.....6
63	West Alabama.....0
38	New Haven.....7
49	West Georgia.....33
24	Mississippi College.....7
57	Delta State.....10
21	North Alabama.....38
49	Henderson State.....7
14	Albany State.....7
24	North Alabama.....27
527	162

Coach: Hal Mumme
GSC Record: 6-1 (2nd)

1995 (6-5)

VSU	Opp
34	Gardner-Webb.....21
14	North Dakota State.....19
24	Texas-El Paso.....34
28	Arkansas Tech.....0
24	Central Arkansas.....30
27	West Alabama.....20
41	St. Ambrose.....0
37	Delta State.....19
9	North Alabama.....26
42	Mississippi College.....16
6	West Georgia.....44
286	229

Coach: Hal Mumme
GSC Record: 4-3 (5th)

1996 (10-3)

VSU	Opp
42	Gardner-Webb.....16
49	Truman State.....35
21	Savannah State.....7
43	Arkansas Tech.....26
34	North Alabama.....31

52	Arkansas-Monticello.....24
52	West Alabama.....16
42	Southern Arkansas.....0
28	Delta State.....34
63	Central Arkansas.....30
21	West Georgia.....42
38	Albany State.....28
19	Carson-Newman.....24

504 **313**

Coach: Hal Mumme
GSC Record: 6-2 (1st)

1997 (6-5)

VSU	Opp
26	Georgia Southern.....45
7	Carson-Newman.....28
10	Fort Valley State.....0
31	Arkansas Tech.....14
21	North Alabama.....0
58	Arkansas-Monticello.....14
33	West Alabama.....20
7	Southern Arkansas.....17
23	Delta State.....27
31	Central Arkansas.....22
21	West Georgia.....35
268	222

Coach: Mike Kelly
GSC Record: 5-3 (T-4th)

1998 (5-6)

VSU	Opp
20	Albany State.....10
14	Fort Valley State.....20
12	Henderson State.....8
17	Delta State.....20
31	Arkansas Tech.....24
19	West Alabama.....3
13	Southern Arkansas.....40
10	Central Arkansas.....17
50	Arkansas-Monticello.....10
7	North Alabama.....35
13	West Georgia.....26
206	213

Coach: Mike Kelly
GSC Record: 4-5 (5th)

1999 (4-7)

VSU	Opp
18	Albany State.....6
13	Fort Valley State.....24
39	Henderson State.....3
6	Delta State.....9
14	Arkansas Tech.....21
21	West Alabama.....19
14	Southern Arkansas.....28
33	Central Arkansas.....20
31	Arkansas-Monticello.....35
28	North Alabama.....31
16	West Georgia.....23
233	219

Coach: Mike Kelly*

GSC Record: 3-6 (6th)

*Mark Nelson was interim coach for final two games.

2000 (10-2)

VSU	Opp
42	Albany State.....6
46	Fort Valley State.....0
30	Southern Arkansas.....29
53	Central Arkansas.....20
56	Henderson State.....21
35	Delta State.....45
50	Harding.....39
50	West Alabama.....20
45	North Alabama.....21
49	Ouachita Baptist.....21
45	West Georgia.....35
12	Delta State.....49
513	310

Coach: Chris Hatcher
GSC Record: 8-1 (1st)

2001 (12-1)

VSU	Opp
41	Albany State.....6
42	Fort Valley State.....6
41	Southern Arkansas.....14
42	Central Arkansas.....34
59	Henderson State.....3
70	Delta State.....12
51	Harding.....17
56	West Alabama.....8
54	North Alabama.....7
56	Ouachita Baptist.....14
31	West Georgia.....6
40	Fort Valley State.....24
34	Catawba.....37
617	188

Coach: Chris Hatcher
GSC Record: 9-0 (1st)

2002 (14-1)

VSU	Opp
26	Albany State.....0
32	Fort Valley State.....6
42	Delta State.....0
31	Southern Arkansas.....28
51	Ouachita Baptist.....10
45	Arkansas-Monticello.....17
35	Central Arkansas.....11
43	West Alabama.....31
45	North Alabama.....28
31	Arkansas Tech.....24
19	West Georgia.....3
24	Catawba.....7
31	Carson-Newman.....28
21	Texas A&M-Kingsville.....12
24	Grand Valley State.....31
500	236

Coach: Chris Hatcher
GSC Record: 9-0 (1st)

VSU Record Book BLAZERS

INDIVIDUAL GAME

RUSHING

Most Rushes: 35, Ramon Allen vs. UT Martin, 1990
Most Yards: 263, Vontrell Mitchell vs. Central Arkansas, 1996
Most Yards Lost: 77, James Owens vs. Jacksonville State, 1982
Best Average: 22.5, Dominique Ross vs. West Alabama, 1994
Longest Run From Scrimmage: 93, Dominique Ross vs. West Alabama, 1994
Most Touchdowns: 4, Donnie Harrell vs. West Georgia, 1985; Michael Williams vs. West Georgia, 1986; Ramon Allen vs. UT Martin, 1990; Aaron Jenkins vs. Ouachita Baptist, 2001

PASSING

Most Attempted: 70, Lance Funderburk vs. West Georgia, 1995
Most Completed: 45, Chris Hatcher vs. West Georgia, Mississippi College, 1993
Most Consecutive Completions: 20, Chris Hatcher vs. New Haven, 1994*
Most Yards: 497, Dusty Bonner vs. Fort Valley State, 2001
Most Touchdowns: 7, Chris Hatcher vs. Clark Atlanta and Delta State, 1994; Dusty Bonner vs. Ouachita Baptist, 2000*
Best Percentage: .938, Lance Funderburk vs. Tarleton State (15-16), 1993*
Longest Reception: 90, Chris Hatcher to Calvin Walker vs. Central Florida, 1993
Most Had Intercepted: 5, Chris Hatcher vs. North Alabama, 1993
Most Without An Interception: 56, Chris Hatcher vs. Mississippi College, 1993

TOTAL OFFENSE

Most Plays: 74, Lance Funderburk vs. W. Georgia, 1995
Most Yards: 495, Dusty Bonner vs. Fort Valley State (-2R, 497P), 2001

SCORING

Most Points: 30, Aaron Jenkins vs. Ouachita Baptist, 2001
Most Touchdowns: 5, Aaron Jenkins vs. Ouachita Baptist, 2001
Most TDs Responsible For: 8, Dusty Bonner vs. Delta State (2 Rushing, 6 Passing), 2001
Most PATs Attempted: 10, Reid Bethea vs. Delta State, 2001
Most PATs Made: 10, Reid Bethea vs. Delta State, 2001
Most FGs Attempted: 4, Keith Moore vs. Georgia Southern, 1983, vs. North Alabama, 1984, vs. Kentucky State and Bishop, 1985; Jack McTyre vs. West Alabama, 1990; Don Kelly vs. Delta State, 1991
Most FGs Made: 4, Keith Moore vs. Bishop, 1985; Jack McTyre vs. West Alabama, 1990; Don Kelly vs. Delta State, 1991
Longest FG: 54, Keith Moore vs. Kentucky St., 1985
Most Points Kicking: 16, Jack McTyre vs. West Alabama, 1990

RECEIVING

Most Caught: 20, Sean Pender vs. Mississippi College, 1995*
Most Yards: 232, Reggie Mosley vs. W. Georgia, 2000
Most Touchdowns: 4, Darrien Teals vs. Central Florida, 1985; Stanley Flanders vs. Fort Valley State, Delta State, 1994

PUNTING

Most Punts: 11, Mike McCullough vs. Central Florida,

1989

Longest Punt: 72, Andy Gibbs vs. Delta State, 1995
Best Average: (min. 4 punts) 9-49.8, Terry Mallory vs. West Alabama, 1985

PUNT RETURNS

Most Returns: 7, Jimmy Francis vs. West Georgia, 1984; Tony Hill vs. Fort Valley State, 1991
Most Yards: 102, Eric Doggett vs. Henderson St., 1999
Longest for Touchdown: 59, Stanley Flanders vs. Clark Atlanta, 1994

KICKOFF RETURNS

Most Returns: 5, Kelvin Sheppard vs. N. Alabama, 1982; Derrick Harris vs. Georgia Southern, 1983
Most Yards: 147, Derrick Harris vs. Georgia Southern, 1983
Longest for Touchdown: 100, Aaron Jenkins vs. West Georgia, 2000

DEFENSE

Most Interceptions: 3, Jimmy Francis vs. Bishop, 1985
Most Yards Returned: 62, Jimmy Francis vs. Bishop, 1985
Most Total Tackles: 24, Ryan Branch vs. Texas-El Paso, 1995
Most Solo Tackles: 17, Jimmy Brookins vs. Mississippi College, 1988
Most Sacks: 4, Robert Morris vs. UT Martin, 1989; Richard Freeman vs. North Alabama, 1997
Most Assists: 18, Harvey Carter vs. Georgia Southern, 1982
Most Fumble Recoveries: 3, Anthony Newsome vs. Delta State, 1983
 *Conference Record

INDIVIDUAL SEASON

RUSHING

Most Rushes: 256, Dominique Ross, 1994*
Most Yards: 1503, Aaron Jenkins, 2001
Most Yards Lost: 313, Buster Faulkner, 2002
Best Average: 7.6, Aaron Jenkins, 2001 (199-1503)
Best Game Average: 115.6, Aaron Jenkins, 2001 (1503, 13 games)
Most Touchdowns: 15, Aaron Jenkins, 2001

PASSING

Most Attempted: 544, Lance Funderburk, 1995*
Most Completed: 367, Chris Hatcher, 1994*
Most Without an Interception: 177, Chris Hatcher, 1993*
Best Percentage: .722, Chris Hatcher, 1994*
Most Completions Per Game: 32.4, Lance Funderburk, 1995*
Most Yards: 4226, Lance Funderburk, 1996*
Most Yards Per Game: 343.8, Dusty Bonner, 2000
Most Touchdowns: 55, Chris Hatcher, 1994*; Dusty Bonner, 2000*
Most Had Intercepted: 17, Buster Faulkner, 2002

TOTAL OFFENSE

Most Plays: 611, Buster Faulkner, 2002
Most Yards: 4167, Lance Funderburk, 1996*
Most Yards Per Game: 330.4, Dusty Bonner, 2000

SCORING

Most Points: 126, Robert Williams, Stanley Flanders, 1994, Aaron Jenkins, 2001*
Most Touchdowns: 21, Robert Williams, Stanley Flanders, 1994, Aaron Jenkins, 2001*
Most TDs Responsible For: 56, Dusty Bonner, 2000 (55 passing)*
Most PATs Attempted: 84, Reid Bethea, 2001*
Most PATs Made: 79, Reid Bethea, 2001*
Most Consecutive PATs: 50, Vernon Loree, 1994
Most FGs Attempted: 24, Will Rhody, 2002
Most FGs Made: 17, Jack McTyre, 1990
Most Points Kicking: 105, Will Rhody, 2002

RECEIVING

Most Caught: 111, Sean Pender, 1995*
Most Yards: 1295, Reggie Mosley, 2002

Most Touchdowns: 21, Robert Williams, 1994*

PUNTING

Most Punts: 80, Andy Gibbs, 1998
Best Average: 42.2, Terry Mallory, 1985

PUNT RETURNS

Most Returns: 33, Reggie Mosley, 2002
Best Average: 12.8, Eric Doggett, 1998
Most Yards: 359, Eric Doggett, 1998

KICKOFF RETURNS

Most Returns: 29, Reggie Mosley, 2000
Best Average: 29.0, Derrick Harris, 1983
Most Yards: 610, Derrick Harris, 1983

DEFENSE

Most Interceptions: 9, Dallis Smith, 1986
Most Yards Returned: 111, Wesley Brown, 2002
Most Total Tackles: 155, Cliff Fouty, 1982
Most Solo Tackles: 67, Ryan Branch, 1995
Most Assists: 135, Cliff Fouty, 1982
Most Sacks: 14, Antonio Edwards, 1990; Richard Freeman, 1997
Most Fumble Recoveries: 4, Erasmus Harvey, 1994
 *Conference Record

INDIVIDUAL IN A CAREER

RUSHING	ATT	YARDS	AVG.	TDs
Aaron Jenkins, 2000-A	485	3306	6.8	31
Dominique Ross, 1992-94	576	3237	5.6	36
Ramon Allen, 1988-91	672	3071	4.6	26
Vontrell Mitchell, 1995-98	485	2655	5.5	11
Donnie Harrell, 1985-88	407	1904	4.7	10
Eric Clark, 1985-88	292	1301	4.5	3
David Glisson, 1993-96	195	1191	6.1	8
Chad Tanner, 1990-92	244	1156	4.7	4
Henry Chubb, 1982-83	221	1143	5.2	5
Max Vickers, 1983-86	247	955	3.9	9
Michael Williams, 1985-86	194	898	5.5	8

PASSING	COMP	ATT	YARDS	INT	TDs
Chris Hatcher, 91-94	1047	1529	11,363	39	121
Lance Funderburk, 92-96	731	1127	8192	27	67
Dusty Bonner, 2000-01	649	913	8163	22	107
Tye Cottle, 87-90	427	774	5593	47	50
Buster Faulkner, 2001-A	365	555	4133	18	44
Mark Dace, 84-87	241	477	3459	36	25
James Owens, 82	169	339	2258	14	15
Terry Mallory, 83-86	77	186	1227	14	8

TOTAL OFFENSE	PLAYS	RUSH	PASSTOTAL	TD	
Chris Hatcher, 91-94	1642	-339	11,363	11,024	125
Dusty Bonner, 2000-01	1003	-163	8163	8000	111
Lance Funderburk, 92-96	1206	-232	8192	7960	75
Tye Cottle, 87-90	1034	-44	5593	5549	57
Aaron Jenkins, 2000-A	485	3306	0	3306	31
Mark Dace, 84-87	850	606	3459	4065	35
Buster Faulkner, 2001-A	675	-371	4133	3762	47
Dominique Ross, 92-94	576	3237	0	3237	36
Ramon Allen, 88-91	675	3071	4	3075	27
Vontrell Mitchell, 95-98	487	2655	38	2693	12
James Owens, 82	402	-16	2258	2096	15

SCORING	TD	FG	PAT	PTS
Reggie Mosley, 1999-02	49	0	1	296
Aaron Jenkins, 2000-A	48	0	0	288
Dominique Ross, 1992-94	38	0	0	228
Keith Moore, 1983-86	0	32	76	202
C. J. Lofton, 1999-02	32	0	2	196
Robert Williams, 1991-94	31	0	0	186
Vernon Loree, 1993-95	0	18	132	186
Stanley Flanders, 1993-94	30	0	0	180
Ramon Allen, 1988-91	28	0	1	170
Jack McTyre, 1988-90	0	34	57	159
Randy Fisher, 1986-89	26	0	0	156
Vernon Loree, 1993-95	0	12	112	148
Rodney Brown, 1995-96	22	0	0	132
Don Kelly, 1990-92	0	22	61	127

2003 FOOTBALL VSU Record Book

Will Rhody, 2002-A	0	16	57	105
Tracy Soles, 1982-83	16	0	0	96
Darrien Teals, 1985-88	16	0	0	96
Reid Betha, 2001	0	5	79	94
Calvin Walker, 1990-93	15	0	0	90

RECEIVING	CATCHES	YARDS	TDs
Sean Pender, 1992-96	247*	2072	9
Reggie Mosley, 1999-02	235	3738	48
C.J. Lofton, 1999-02	228	2724	32
Randy Fisher, 1986-89	185	2892	26
Robert Williams, 1991-94	185	2726	31
Steve Greer, 1991-94	179	2025	13
Calvin Walker, 1990-93	167	2026	15
Aaron Jenkins, 2000-A	112	1225	16
Carlos Johnson, 2000-01	108	1519	13
Darrien Teals, 1985-88	105	1650	16
Stanley Flanders, 1993-94	101	1581	29
Rodney Brown, 1995-96	95	1636	20
Tirrell Andrews, 1994-96	94	1280	4
Blake Duncan, 1989-93	92	749	9
Angelo Williams, 1992-95	87	708	9
Dexter Holiday, 1989-91	67	1170	9
Nikko Cooper, 1996	63	865	14
Carl Armstrong, 1982	61	1028	8

PUNTING	PUNTS	YARDS	AVG.
David Ashby, 1993-94	62	2476	39.9
Terry Mallory, 1983-86	272	10,732	39.5
Wayne DeVane, 1985-97	134	5119	38.2
Chad Mosley, 1991-92	72	2735	38.0
Brad Bauer, 1982-84	63	2341	37.2
Kenn Barnett, 1999-A	139	5160	37.1
Andy Gibbs, 1998, 2000	118	4331	36.7
Brian Chestnutt, 1989-1991	68	2442	35.9

PUNT RETURNS	RETURNS	YARDS	AVG.
Eric Doggett, 1997-99	84	1071	12.8
Stanley Flanders, 1993-94	31	358	11.5
Reggie Mosley, 1999-02	63	532	8.4
Randy Fisher, 1986-89	56	473	8.4
Derrick Harris, 1983-84	42	353	8.4
Jimmy Francis, 1982-85	84	473	5.6

KICKOFF RETURNS	RETURNS	YARDS	AVG.
Reggie Mosley, 1999-02	82	1780	21.7
Derrick Harris, 1983-84	48	1144	23.8
Eric Doggett, 1997-99	27	612	22.7
Donnie Harrell, 1985-88	27	566	21.0
Kelvin Sheppard, 1982-83	28	556	19.9
Wendell Olden, 1997	19	427	22.5

KICK SCORING	PAT A/M	FG A/M	PTS
Keith Moore, 1983-86	83-76	65-42	202
Vernon Loree, 1993-95	141-132	24-18	186
Jack McTyre, 1985-90	58-57	45-34	159
Don Kelly, 1990-92	62-61	35-22	127
Will Rhody, 2002-A	62-57	24-16	105
Reid Betha, 2001	84-79	10-5	94
James Lightfoot, 1997-98	55-49	20-11	82
Jason Guzzardo, 2000	68-57	8-5	72
Todd Douthit, 1996	45-37	6-4	49
Brad Bauer, 1982-84	27-24	14-8	48

INTERCEPTIONS	NO.	YARDS	TDs
Dallis Smith, 1983-86	21	209	0
Jimmy Francis, 1982-85	14	160	0
Calvin Orr, 1986-89	10	172	0
Deon Searcy, 1987-90	12	73	0

SACKS	NO.
Andre Hampton, 1992-94	36
Antonio Edwards, 1990-93	34

TEAM GAME

RUSHING

Most Rushes: 75 vs. Arkansas Tech, 1999
Most Yards: 391 vs. Arkansas Tech, 1999

Most Yards Lost: 103 vs. North Alabama, 1984

Best Average: 13.4 vs. West Alabama, 1994

Most Touchdowns: 6 vs. Lees-McRae, 1991

PASSING

Most Attempted: 70 vs. West Georgia, 1995

Most Completed: 52 vs. St. Ambrose, 1995

Most Yards: 508 vs. St. Ambrose, 1995

Most Touchdowns: 7 vs. Tarleton State, 1993; Clark Atlanta, Delta State, 1994

Best Percentage: .886 vs. New Haven (39-44), 1994

Most Had Intercepted: 7 vs. Fort Valley State, 1985

Most Without An Interception: 56 vs. Mississippi College, 1993

TOTAL OFFENSE

Most Plays: 97 vs. Arkansas Tech, 1999

Most Yards: 659 vs. North Alabama (315R, 344P), 2001

SCORING

Most Points: 70 vs. Delta State, 2001

Most Touchdowns: 10 vs. Tarleton State, 1993, Delta State, 2001

Most PATs Attempted: 10 vs. Tarleton State, 1993, Delta State, 2001

Most PATs Made: 10 vs. Delta State, 2001

Most FGs Attempted: 4 vs. Georgia Southern, 1983; vs. N. Alabama, 1984; vs. Kentucky St. and Bishop, 1985, vs. W. Alabama, 1990, vs. Delta State, 1991

Most FGs Made: 4 vs. Bishop, 1985; vs. W. Alabama, 1990; vs. Delta State, 1991

Most Points Kicking: 16 vs. W. Alabama, 1990

PUNTING

Most Punts: 11 vs. Central Florida, 1989

Best Average: (min. 4 punts) 9-49.8 vs. W. Alabama, 1985

PUNT RETURNS

Most Returns: 10 vs. W. Alabama, 1984

Most Yards: 117 vs. Henderson State, 1999

Longest for Touchdown: 59 vs. Clark Atlanta, 1994

KICKOFF RETURNS

Most Returns: 6 vs. North Alabama, 1982; vs. Troy State, Georgia Southern, 1984; West Georgia, 1995

Most Yards: 147 vs. Georgia Southern, 1983

Longest for Touchdown: 99 vs. West Alabama, 1994

FIRST DOWNS

Most Total: 39 vs. West Alabama, 1996

Most Rushing: 26 vs. Arkansas Tech, 1999

Most Passing: 26 vs. St. Ambrose, 1995

Most by Penalty: 6 vs. Delta State, 1994; West Alabama, 1996

PENALTIES

Most Penalties: 19 vs. Arkansas-Monticello, 1997

Fewest Penalties: 1 vs. Troy State, 1984; vs. North Alabama, 1985

Most Yards: 170 vs. Albany State, 1999

Fewest Yards: 5 vs. Troy State, 1984; vs. North Alabama, 1985

FUMBLES

Most: 7 vs. North Alabama, 1983

Most Lost: 5 vs. N. Alabama, 1983; vs. W. Georgia, 1985

DEFENSE

Most Interceptions: 6 vs. UT-Martin, 1986; vs. Arkansas-Monticello, 1998

Most Yards Returned: 117 vs. W. Alabama, 1990

Most Fumbles Recovered: 7 vs. Savannah State, 1984

Most Yards Rushing: 545 vs. North Alabama, 1982

Most Yards Passing: 437 vs. Central Florida, 1993

Fewest Yards Rushing: minus 29 vs. Central Florida, 1985

Fewest Yards Passing: 3 vs. West Alabama, 2000

Fewest Yards Total: 22 vs. Mount Senario, 1993

Most Sacks: 7 vs. Fort Valley State, Arkansas Tech, 1997, Arkansas Tech, 1998, Fort Valley State, 1999

Fewest First Downs: 3 vs. Fort Valley State, 2002

TEAM SEASON

RUSHING

Most Rushes: 548, 2002

Most Net Yards: 2278, 2001

Most Yards Lost: 674, 2002

Best Average Per Carry: 5.8, 2001

Best Average Per Game: 182.3, 1987

Most Touchdowns: 28, 1996

PASSING

Most Attempted: 594, 1994*

Most Completed: 409, 1994*

Most Yards: 4389, 1994*

Average Yards Gained Per Game: 363.4, 2000

Best Average Per Completion: 14.9, 1983

Most Had Intercepted: 23, 1984

Most Without An Interception: 177, 1993

Most Touchdowns: 56, 2001*

TOTAL OFFENSE

Most Plays: 1095, 2002

Most Yards: 6634, 2001

Best Average: 510.3, 2001

SCORING

Most Points: 617, 2001*

Most Touchdowns: 86, 2001*

Most PATs Attempted: 85, 2001*

Most PATs Made: 80, 2001*

Most FGs Attempted: 24, 2002

Most FGs Made: 17, 1990

Most 2-Point PATs Attempted: 7, 1995, 1996

Most 2-Point PATs Made: 5, 1984

PUNTING

Most Punts: 85, 1998

Best Average: 40.6, 1985

PUNT RETURNS

Most Returns: 48, 2002

Most Yards: 386, 1998

Best Average: 11.7, 1994

KICKOFF RETURNS

Most Returns: 50, 2000

Most Yards: 961, 2000

Best Average: 24.8, 1987

FIRST DOWNS

Most Total: 328, 2001

Most Rushing: 125, 2001

Most Passing: 191, 2000*

Most by Penalty: 48, 2002

PENALTIES

Most Penalties: 130, 1994

Fewest Penalties: 48, 1987

Most Yards: 1160, 1994

Fewest Yards: 383, 1987

FUMBLES

Most: 40, 1984

Most Lost: 21, 1983

Fewest: 14, 1995

Fewest Lost: 8, 1993, 1995

DEFENSE

Fewest Points Allowed: 162, 1994

Most Points Allowed: 313, 1996

Most Interceptions: 32, 1986*

Most Yards Returned: 311, 1987

Most Fumbles Recovered: 24, 1984

Fewest Yards Rushing Allowed: 832, 2002

Most Yards Rushing Allowed: 2664, 1982

Fewest Yards Passing Allowed: 1100, 1998

Most Yards Passing Allowed: 3227, 2002

Fewest Yards Total Allowed: 2807, 1990

Most Yards Total Allowed: 4395, 1982

Takeaway-Giveaway: plus 19, 1986

Most Sacks: 58, 2002

*Conference Record

Blazer Lettermen

BLAZERS

- A -

Ashley Abrams, DB 1982
 Bama Adams, WR 2002
 Marlin Adams, LB 2000-02
 Timi Aganga-Williams, DB 2002
 Howard Akers, WR 1987-88
 Matt Alexander, OT 1990-91
 Jody Allen, DE 1982
 Ramon Allen, RB 1988-91
 Steve Allen, OT 1982
 Tony Allen, RB 1985
 Greg Alley, OG 1982-83
 Kelvin Anderson, WR 1993
 Tirrell Andrews, WR 1994-96
 Carl Armstrong, WR 1982
 Cary Arneson, DB 1982
 David Ashby, P 1993-94
 Eddie Ashley, RB 1990
 Eugene Atry, DB 1993-94

- B -

Keith Backstrom, LB 1988-89
 Darryl Baker, LB 1999-02
 Desmon Baker, DE 1995-96
 Mike Baldwin, DB 1990
 Bryan Banks, OT 1984-87
 David Banks, TE 1992-94
 Tony Barnes, LB 1999-00
 Kenn Barnett, QB/P 1999, 2002
 Rodrigus Bartell, WR 1986
 Bo Barzilauskas, DL 1999
 Terrell Battle, DB 1996-98
 Brad Bauer, K 1982-84
 Marc Beach, WR 1991-92
 Reid Bethea, K 2001
 Pernel Bee, RB 1983
 Anthony Beedles, DB 1999
 Travis Bemby, DB 1992
 Mike Berry, DL 1992-94
 Jason Birt, DB 1994
 Andy Bishop, K 1998-2001
 Stacey Blake, OT 1982-83
 Andy Blanchard, LB 1984-86
 Jeremiah Blount, RB 1987
 Oliver Blount, DT 1985-86
 Steve Bodi, DE 1983-84
 Erik Boland, OG 2001
 Elson Bolar, DT 1983-84
 Keith Bonnell, OT 1983-85
 Dusty Bonner, QB 2000-01
 Bobby Booker, LB 1987-89
 Abram Booty, WR 2001
 Shawn Bostick, C 1990-93
 Mike Bowman, WR 1996-97
 Robert Boyette, DL 1982
 Keith Braddock, DB 1993-94
 Delrick Bradley, DB 1999-00
 Ryan Branch, LB 1993-96
 Shawn Brannen, OT 1993-94
 Derek Braxton, DB 1998-01
 Michael Brenton, OG 1987-90



RAMON ALLEN, RB



TIRRELL ANDREWS, WR



DESMON BAKER, DE



BRYAN BANKS, OT



BRAD BAUER, K



KEITH BRADDOCK, DB



RYAN BRANCH, LB

Joey Brett, QB 1991
 Milon Brezjal, DB 2000-02
 Lardell Brinson, WR 1994, 1996
 Terrence Brisbon, RB 1984
 Jason Brock, OG 1989
 Charles Brooks, DT 1985
 Adam Brown, DL 1999, 2001-02
 Arthell Brown, DB 2000-01
 Carlos Brown, FB 1996
 Rodney Brown, WR 1995-96
 Wesley Brown, DB 2000-02
 Elliott Burkes, CB 1999, 2002

- C -

Rod Callaway, DT 1987-90
 Bret Calzaretta, LB 1982
 Cedric Campbell, RB 1984
 Vince Capece, LB 1983-85
 Xavier Carrington, DL 2001-02
 Harvey Carter, DL 1982
 Tabious Carter, DB 1999-02
 Mark Catano, OT 1982-83
 Dean Chandler, DT 1996
 Greg Chapman, OG 1999-00
 Darryl Cherry, OG 1994
 Brian Chestnutt, P 1989-91
 Mike Christopher, RB 1999-00
 Henry Chubb, RB 1982-83
 Eric Clark, RB 1985-88
 Josten Clark, C 1991-94
 Tommy Clark, C 1990-92, 1994
 Vaughn Clark, DB 1996-99
 Julanda Clayton, DB 1995-96
 Dantra Clements, WR 2002
 Reggie Cockerm, LB 1997, 1999-01
 Cary Cody, WR 1982, 1984-86
 Jay Coley, WR 1982
 Keith Cooksey, WR 1993, 1995-97
 Leighton Cooley, C 2002
 Greg Cooper, RB 1998-00
 Nikko Cooper, WR 1996, 1998
 Marcus Copeland, FB 1987-90
 Roger Copeland, LB 1987
 Jeff Corley, DS 1999-02
 Jason Cost, LB 2001-02
 Tye Cottle, QB 1987-90
 Vic Crawford, DB 1984
 Elkannah Crockett, DB 1982
 Nathan Cronin, QB 1997-99
 Kevin Crosby, FB 1992

- D -

Mark Dace, QB 1984-87
 Rod Dalton, WR 2000
 J.D. Daniels, WR 1982
 Chris Davenport, LB 1989-90
 Calvin Davis, LB 1990
 Kelvin Davis, DT 1988
 Mike Davis, WR 1994-95
 Reginald Davis, WR 1988-91
 Rick Davis, QB 1982
 Shamonta Dean, DB 1999-02



JIMMY BROOKINS, LB



HENRY CHUBB, RB



CARY CODY, WR



TYE COTTLE, QB



REGINALD DAVIS, RB



WAYNE DEVANE, P



RANDY FISHER, WR

Fran Delaney, DS 1988-89
 Stephen Delk, K 2002
 Jamie Deloach, QB 1992-95
 Wayne DeVane, P 1994-97
 Richard DeWees, LB 1989
 Ced Dickerson, DB 1999-02
 Jerry Dillard, K 1993
 Shaunta Dismuke, DB 1999, 2001
 Derek Dixon, DB 1997-98
 Dustin Dodson, C 2001-02
 Eric Doggett, WR 1997-99
 Artie Dovers, OG 1982
 Eddie Dowdell, WR 2002
 Derek Dragon, DB 1999
 Todd Douthit, K 1995-96
 Jody Dowda, OT 1990-91
 Blake Duncan, FB 1989-91, 1993
 Chuck Dunmon, OT 1982-85
 Fred Dunn, LB 2001-02
 Chris Dupree, DB 1989-91

- E -

John Eaton, OG 1982
 Antonio Edwards, DE 1989-92
 Kewon Edwards, LB 1999
 Rodney Edwards, LB 2001-02
 Calvin English, DE 2002
 Bill Epps, OG 1997-98, 2000-01

- F -

Albert Fanoga, DB 1995
 Leon Farmer, LB 1985
 Ken Fasnacht, WR 1983
 Buster Faulkner, QB 2001-02
 Eric Faulkner, DE 1984-87
 Matt Fiorelli, DE 1992-95
 Randy Fisher, WR 1986-89
 Mike Fitzpatrick, WR 1990
 Stanley Flanders, WR 1993-94
 Brad Fleming, OG 2002
 Tim Fleming, OG 1993
 Michael Flood, DB 2002
 Steve Foote, C 1994-95
 Reggie Ford, WR 1982
 Scott Foss, DB 2002
 Cliff Fouty, LB 1982-83
 Mike Fowler, LB 1999-01
 David Fox, DE 1996-98
 Walt Foy, DB 1991-94
 Jimmy Francis, DB 1982-85
 Travis Francis, RB 1999-00
 Richard Freeman, DE 1996-97
 Dennis Fryzel, WR 1997-98, 2000-01
 Rodney Fulk, K 1987
 J.T. Fuller, LB 1996-99
 Darrell Funderburk, QB 1985-88
 Lance Funderburk, QB 1992-93, 1995-96

- G -

Cedric Gantt, DL 1986
 Doug Garrity, DL 2001
 Chris Gaston, LB 1997
 Bert Gelis, DL 1985-88

2003 FOOTBALL Blazer Lettermen


Tommy George, DL 1999
 Andy Gibbs, P 1998-00
 Erik Gibson, WR 1997-98
 James Gibson, DL 1983-86
 Mike Gibson, DB 1993-95
 David Gilyard, LB 1982
 Kris Gingrow, OL 1995-97
 John Gladden, LB 1990-92
 Jeff Glazer, DB 1998
 David Glisson, RB 1993, 1995
 Gary Goff, WR 1995-96
 Glen Gosier, DL 2002
 Keith Gosse, OG 1999-01
 Chad Grabowski, DE 1998-99
 Matt Grabowski, WR 1998
 John Gray, DL 1982-83
 Kevin Gray, WR 1984
 Leon Gray, LB 2002
 Shadrick Green, TE 1993
 Jeff Greer, DE 1995-96
 Michael Greer, WR 2001
 Steve Greer, WR 1991-94
 Lewis Grier, QB/WR 1999-00
 Steve Griffin, QB 1982-83
 Ryan Grubbs, LB 1984
 John Gulyas, OT 1997-99
 Jason Guzzardo, K 2000

- H -

Jack Hall, DE 1996
 Paul Hall, LB 1990-91
 Stanley Hall, RB 1989-90
 Todd Hall, C 1996
 Wayne Hamm, TE 1982-84
 Andre Hampton, DE 1992-94
 Dennis Hampton, DE 1993
 Roshod Hampton, DL 2001
 Jeff Hanton, DB 1982-83, 1985-86
 Rico Harley, OT 1999-00
 Austin Harmon, DB 1996-98
 Donnie Harrell, RB 1985-88
 Bryce Harrington, K 2001
 Derrick Harris, DB 1983-84
 Jonathan Harris, TE 1992-94
 John Harrison, DS 2002
 Dwayne Hart, DB 1987-90
 Erasmus Harvey, LB 1991-94
 Chris Hatcher, QB 1991-94
 Ross Hawthorne, LB 2000-01
 Ashley Henderson, OG 2000-01
 Mike Henry, C 1983-84
 Chester Hightower, LB 1986
 Derrick Hill, DE 2000, 2002
 Tony Hill, DB 1991-94
 John Hinson, DL 1992-94
 John Hobdy, QB 2000
 Craig Hodge, DL 1999
 Rory Hogan, DL 1997-00
 Dexter Holiday, WR 1986, 1989-91
 Mendez Hollis, DB 1997-99
 Cedric Holton, DB 1998



TONY HILL, DB



DEXTER HOLIDAY, WR



JEROME JACKSON, RB



KEITH JONES, TE



MAURICE JORDAN, DT



JAMES LOCKHART, LB



VERNON LOREE, K

Jimmy Holton, OG 1987
 Jeff Hooks, LB 1985-86
 Carlos Hope, WR 1995, 1997-99
 Averil Houston, DB 1995
 Bo Houston, OG 1990-91
 Greg Hoven, WR 1984-85
 Torrey Howard, OG 2001-02
 James Hubbard, OG, NG 1992-95
 Doug Hunter, QB 1983-85
 Chance Hutto, OT 2001-02

- J -

Chris Jackson, CB 1995
 Edward Jackson, DB 1987-89
 Jerome Jackson, RB 1982-83, 1986
 Stonewall Jackson, RB 1985
 Eric Jarvis, C 1982-83
 Willie Jefferson, LB 1983
 Jason Jelks, DB 1993-95
 Aaron Jenkins, RB 2000-02
 Kenny Jennings, DB 1983-84
 Brandon Jernigan, OL 1996-97
 Carlos Johnson, WR 2000-01
 Casey Johnson, DE 1990
 Chris Johnson, DE 1998-01
 Emanuel Johnson, DL 1993-94
 Marcus Johnson, DB 1991-94
 Tommy Johnson, DE 1994-95
 Donnie Johnston, QB 1995-98
 Barry Jones, FB 1992-93
 Keith Jones, TE 1986-89
 Maurice Jordan, DL 1986-89
 Tyrone Jordan, WR 2000, 2002
 Dominic June, LB 1997-98

- K -

Don Kelly, K 1990-92
 John Kenny, OL, DL 1989-91
 Jason King, OT 1998-01
 Jimmy King, TE 1993-94
 Scott Klees, QB 1990
 York Kurinsky, OL 1992-93

- L -

Trevor Lansford, RB 1994
 Lance Laskey, TE 1988
 Mike Laussen, DL 1995
 Mark Lawson, LB 1982-84
 Michael Leslie, RB 2001
 Tauese Letuli, OL 1994-95
 Archie Lewis, DB 1994
 James Lightfoot, K 1997-98
 Ray Lloyd, C 1983-86
 James Lockhart, LB 1993-96
 C.J. Lofton, TE 1999-02
 Greg Lofton, WR 2002
 Scott Long, TE 1989-91
 Scottie Long, LB 1986
 Stan Long, OG 1983
 Vernon Loree, K 1993-95
 Mikeal Lovejoy, DB 1986-88
 Eric Luke, DB 1988-91
 Jeremy Lundy, OL 1994-96



HAROLD McCLAIN, DT



JAMES McCRAE, TE



JACK McTYRE, K



EDWARD MITCHELL, LB



SCOTT MOWRY, LB



MATT MOORE, OL



FELISE MUAI, OL

Marcellas Lyles, DE 1997, 1999
 Fatari Lyons, DE 2001-02

- M -

George Mackey, DE 1982
 Kevin Maddox, P 1987
 Pat Magennis, OL 1995
 Terry Mallory, QB-P 1983-86
 Brad Martin, WR 1983
 Derryl Mason, WR 1983-84
 Timmy Massey, DB 1982-85
 William Massey, RB 1985
 Octavio Matamoros, OG 1992
 Alvoid Mays, DB 1984
 Mike McBride, RB 1982
 Paul McCall, K 1996-97
 Derick McCant, DB 1989-91
 Harold McClain, DL 1989-92
 Wade McCool, OG 1999
 Ryan McCormick, TE 1995
 Clint McCrory, DL 1982
 Mike McCullough, P 1988-89
 Kelvin McDavis, OT 2001-02
 Deon McGhee, DE 1999-01
 Alex McKinnie, RB 1982-83
 Drew McPhail, OL 1994-96
 James McRae, TE 1986-87
 Jack McTyre, K 1988-90
 Danny Metcalf, LB 1987-88, 1990
 Keith Miles, DE 1987
 Vic Miller, LB 1999-00
 Jerome Mills, DB 1996-97
 William Milton, RB 2002
 Herbert Mingo, RB 1991
 Charles Mitchell, LB 1984-86
 Edward Mitchell, LB 1993-94
 Rob Mitchell, WR 1983
 Vontrell Mitchell, RB 1995-98
 Clifton Montgomery, RB 1984
 Donald Monts, OG 1982
 Demetrick Moore, DB 2001
 Harvey Moore, OL 1996, 2000
 Keith Moore, K 1983-86
 Matt Moore, OL 1991-94
 Robert Morris, DE 1986-89
 Dedrick Morrison, DL 2002
 Gary Morton, DB 1992
 Chad Mosley, P 1991-92
 Jackson Mosley, DB 1982
 Reggie Mosley, WR 1999-02
 Scott Mowry, LB 1985-88
 Felise Muai, OL 1995-96
 Matt Mumme, QB 1994, 1996
 Tony Murphy, LB 1987
 Darrell Mydell, DB 1993-94

- N -

J.R. Neal, OT 2000-01
 Tremaine Neal, LB 1997-98
 Carlton Nelson, RB 1996-97
 Clay NeSmith, DL 1986
 Anthony Newsome, DE 1983

WSU BLAZERS

Blazer Lettermen

David Niemeyer, DL 1982
 John Norris, OT 1984-87
 Alberto Nurse, LB 1995-98

- O -


Alex Oakes, LB 1988
 Sammy Ogletree, LB 1999
 Wendell Olden, RB 1997
 Calvin Orr, DB 1986-89
 Willie Osborn, WR 1989
 Will O'Steen, C 1988-91
 James Owens, QB 1982

- P -

Brent Palma, P 2001
 Ted Palmer, DS 1988-90
 Josh Parker, DL 1997
 Lenny Parker, LB 1983-84
 Michael Parker, OT 1987-90
 George Parsons, LB 1992-93
 Tully Payne, C 1998-01
 Sean Pender, WR 1992-93, 1995-96
 Buddy Phillips, OT 1987-88
 Desmond Phillips, WR 1995
 Larry Pividal, TE 1982
 Alan Pohalski, DL 1982
 Anthony Poole, DT 2000-01
 Billy Poole, RB 1993-94
 Richard Popkin, OT 1992
 Eric Porter, LB 1988
 Patrick Prewitt, QB 1997
 Sammie Price, DL 1985
 Don Pumphrey, OT 1984-85

- R -

Ryan Rackley, DB 2000-01
 Todd Ragle, DE 2000-02
 Jerry Randall, DL 1984-85
 Andre Randle, DL 1993-94
 Jessie Randle, DB 1990
 Buddy Ratledge, OT 1983-85
 Jason Ray, OL 1997
 Marcus Ray, RB 1997-00
 Ben Reaves, TE 1983-86
 Charles Reddick, DL 1987-88
 Keith Reddings, DE 1983-86
 Quinton Reed, DB 1983-84
 Jack Reeves, DE 1992
 Robert Renfro, DL 1983-84
 Luis Reveiz, K 1983
 Jason Richards, OL 1990
 Freddie Richardson, LB 1990
 Rodney Rigdon, DE 1994
 Andrew Riley, TE 2000-01
 Rusty Rivers, OG 1984
 Reggie Rhodes, DT 2001-02
 Will Rhody, K 2002
 Barry Roberson, LB 1989-91
 Julian Roberts, DE 1996
 Joe Robinson, WR 1999
 Tyran Robinson, RB 2001-02
 Tyrone Rogers, RB 1991
 Dominique Ross, FB 1992-94



WILL O'STEEN, C



LENNY PARKER, LB



SEAN PENDER, WR



BEN REAVES, TE



CLIFFORD SCOTT, SS



DALLIS SMITH, DB



DARRIEN TEALS, WR


Lee Rourk, LB 1983
 John Royal, LB 1987

- S -

Kevin Sams, DB 1997
 Homer Sanders, WR 1983
 Shaun Sanders, DL 1999-00
 Drew Sauls, WR 1984-85
 Mike Scantling, TE 1983
 Richard Schilie, TE 1983
 Clifford Scott, DB 1987-90
 Deon Searcy, DB 1987-90
 Mike Sellars, C 1986-87
 Brock Sellers, C 1982
 Cornelius Seymour, LB 1994-95
 Andy Sharpless, OG 1982-84
 Twion Shealer, OG 2002
 Will Shelton, OT 2002
 Kelvin Sheppard, WR 1982-83
 Jimbo Shubert, LB 1996-98
 Pete Shutters, DL 1982-83
 Dean Siegel, DE 1984-85
 James Sirmans, LB 1993-94
 Steve Skeen, RB 2001-02
 Albert Smith, RB 1984, 1987
 Anthony Smith, LB 1983
 Dallis Smith, DB 1983-86
 Dennis Smith, DB 1983-86
 Dewayne Smith, DT 2001-02
 Jerome Smith, DE 1983
 Larry Smith, WR 2000
 Tavaris Smith, LB 1995-96
 Terry Smith, DB 1994-96
 Tracy Soles, RB 1982-83
 Antonio Speed, LB 1995, 1997-99
 Chuck Stamey, OT 1990-93
 Jarmal Stevens, DB 1994-97
 Mitch Stewart, QB 2002
 Dan Strickland, DT 1983-86
 James Strickland, C 1982
 Mel Stripling, OT 1982
 Ryan Sulkowski, C 1996-98
 Roger Sullivan, OL 1996
 Jesse Sutton, LB 1995-98
 Ricky Sutton, DL 1982
 R.D. Swain, OG 1983-86
 Ricky Swales, DE 1990

- T -

Greg Talley, DE 1992
 Chad Tanner, RB 1990-92
 Lee Tarpley, RB 2000-02
 Darrell Tarver, DE 1986-89
 Brad Tate, LB 1992
 Larry Tatum, C 1984
 Hunter Taylor, DL 1997
 John Taylor, TE 1996-97
 Darrien Teals, WR 1985-88
 Freddie Thomas, LB 1984-85
 Curtis Thompson, LB 1983
 Hugh Thompson, QB 1982
 Jay Thompson, OG 1996-97



SHAWN UTLEY, LB



MAX VICKERS, FB



CALVIN WALKER, WR




MARCUS WALKER, DT



JAY WALLS, DL



COREY WEED, TE/DE



RANDY WILLIAMS, C

Tim Thompson, DE 2002
 Anthony Thornton, DL 1990-91
 Gary Thornton, DB 1990-91
 Brad Trout, DB 1993-94, 1996-97
 Jason Troutman, OT 2002
 Tony Troutman, OG 2000-01
 Jessie Tuggle, LB 1983-86
 Mike Tuggle, OG 1991
 John Turley, DE 1984
 Darren Turner, DL 1991
 Marquis Turner, DB 2000-01
 Sandy Turner, DB 2001-02
 Terry Turner, DL 1995-98

- U -

Artie Ulmer, DL 1996
 Shawn Utley, LB 1989

- V -

Arto Vartanian, DT 1997-98
 Jason Vaughan, QB 1997
 Max Vickers, FB 1983-86

- W -

Calvin Walker, WR 1990-93
 Latray Walker, RB 2002
 Marcus Walker, DL 1989-92
 Reggie Walker, RB 1992-94
 Jay Walls, DL 1983-85
 Charles Walsh, OT 1992-94
 Geoff Walters, TE 1984-85
 Emmett Watkins, LB 1984-87
 Zim Watters, DL 1986
 Arthur Webb, WR 1984
 Corey Weed, TE-DE 1985-96
 Kelly Wells, OT 1988-90
 Tony Wesley, RB 2000-01
 Regional West, DE 1992-93
 Javaris Weston, RB 2002
 Derwin Whatley, DB 1986
 Robert Wheeler, TE 1989
 Billy White, RB 1994
 David White, LB 1988
 Bill Wilhelm, TE 1983-86
 Barrett Wilkes, QB 2002
 Angelo Williams, WR 1992, 1994-95
 David Williams, TE 1982
 Demeakey Williams, DB 1997-00
 Fitzgerald Williams, DB 1985-86
 Lamar Williams, DE 1996
 Michael Williams, RB 1985-86
 Mike Williams, RB 1984
 Michael Williams, LB 1997-99
 Randy Williams, C 1988-89
 Robert Williams, WR 1991-94
 Rod Williams, OT 1982
 Shay Williams, DL 1992-94
 Wilbur Williams, RB 1984-85
 Winston Williams, WR 1997-99
 Hershel Wooten, DL 1985-86
 Nekeyma Wright, WR 2000-02

- Z -

Andre Zellner, TE 2002

2003 FOOTBALL

VSU Goes Pro



MARK CATANO
Pittsburgh



RICHARD FREEMAN
Atlanta



RANDY FISHER
New Orleans



ARTIE ULMER
Atlanta



ROBERT WILLIAMS
Kansas City



ERASMUS HARVEY
Winnipeg



DUSTY BONNER Atlanta



CARLOS JOHNSON
Philadelphia



ANDRE HAMPTON
Shreveport



ANTONIO EDWARDS
Carolina



JESSIE TUGGLE
Atlanta



YORK KURINSKY
Birmingham



DOMINIQUE ROSS
Tampa



LANCE FUNDERBURK
Montreal



MIKE BOWMAN
Green Bay



BRAD TROUT
Atlanta



MIKE BERRY
Indianapolis


WCU BLAZERS



YORK KURINSKY



JIMMY BROOKS



CHRIS DUPREE



DEON SEARCY



MARK CATANO



DUSTY BONNER



RANDY FISHER



ROBERT MORRIS



C.J. LOFTON




RICHARD FREEMAN



ANTONIO SPEED



CHRIS HATCHER



JESSIE TUGGLE



ANTONIO EDWARDS



LANCE FUNDERBURK



AARON JENKINS

2003 FOOTBALL

All-Americans



LENNY PARKER



REGGIE MOSLEY



JASON KING



TULLY PAYNE



MIKEAL LOVEJOY



JACK McTYRE



DEWAYNE SMITH



KEITH MOORE

ATHLETIC HALL OF FAME

Initiated in 1997, the Valdosta State University Athletic Hall of Fame is an honorary society begun six years ago to further enhance the sparkling reputation of VSU athletics. Seven former student-athletes and one former coach/administrator comprised the inaugural class, four more standouts were added in 1998, six more (including two alumni from Georgia State Womens College) entered in 1999, and four more joined the elite list in

2000, 2001 and 2002, bringing the membership to 30.

Four former football players are members of the Hall. Jessie Tuggle was a member of the inaugural class, Antonio Edwards entered in 1999, current VSU head coach Chris Hatcher came on board in 2001 and Keith Moore was honored in 2002.

The formal induction ceremony is held in January or February each year.



JESSIE TUGGLE



ANTONIO EDWARDS



CHRIS HATCHER



KEITH MOORE

King Of The Hill VALDOSTA STATE BLAZERS

Valdosta State football has played a large role in the selection of the Division II player of the year, who receives the coveted Harlon Hill Trophy during festivities held in conjunction with the national championship game in early December each year.

In 1994 current Valdosta State head coach Chris Hatcher won the Hill trophy by the second largest vote margin in the 16-year history of the award.

Two years later, Lance Funderburk, his successor as Blazer quarterback, was runnerup for the prestigious honor.

In 2000, then junior quarterback Dusty Bonner was a landslide winner of the award, making Valdosta State one of only three schools to boast multiple winners. And in 2001, Bonner took home the gold once again, becoming only the second player in the history of the award to win it back-to-back.

Passing In Review

Year-by-Year Statistics of Valdosta State's
Three Most Prolific Quarterbacks

Chris Hatcher

1991-94 • 1994 Harlon Hill Trophy Winner

Year	Att	Comp	Int	Pct.	Yards	TDs
1991	150	81	4	.540	1088	8
1992	400	264	14	.660	2548	21
1993	471	335	11	.711	3651	37
1994	508	367	10	.722	4076	55
TOTALS	1529	1047	39	.685	11,363	121

Lance Funderburk

1992-96 • 1996 Harlon Hill Trophy Runnerup

Year	Att	Comp	Int	Pct.	Yards	TDs
1992	10	5	1	.500	40	0
1993	41	28	0	.683	220	3
1995	544	356	12	.654	3706	26
1996	532	342	14	.643	4226	38
TOTALS	1127	731	27	.649	8192	67

Dusty Bonner

2000-01 • 2000 & 2001 Harlon Hill Trophy Winner

Year	Att	Comp	Int	Pct.	Yards	TDs
2000	488	351	8	.719	4126	55
2001	425	298	14	.701	4037	52
TOTALS	913	649	22	.711	8163	107



Dusty Bonner - 2000 and 2001



Chris Hatcher
1994



Lance Funderburk
1996 Runner-up

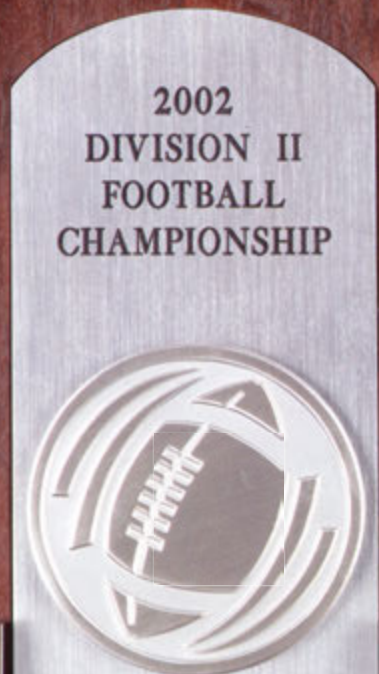


2003

Valdosta State 2003 Composite Schedule Of Opponents

	Aug. 30	Sept. 6	Sept. 13	Sept. 20	Sept. 27	Oct. 4	Oct. 11	Oct. 18	Oct. 25	Nov. 1	Nov. 8	Nov. 15
Valdosta State	Albany State*	at Florida Atlantic*	OPEN	at Delta State*	at Southern Arkansas*	Ouachita Baptist	at Arkansas-Monticello	Central Arkansas	at West Alabama	North Alabama	at Arkansas Tech	West Georgia
Albany State	at VSU*	at Miles	at West Georgia*	Kentucky State*	at Lane	Savannah State (Macon)	Tuskegee	OPEN	at Clark Atlanta	Benedict	Morehouse	Fort Valley State (Columbus)
Florida Atlantic	at Middle Tennessee State* 8/28	VSU*	at Central Florida*	at Youngstown State	at Illinois State	Southwest Texas State	Nicholls State	Northern Colorado	OPEN	Gardner-Webb	OPEN	Siena
Delta State	at Cumberland	OPEN	Mississippi Valley State*	VSU*	at West Alabama	at West Georgia*	Arkansas Tech	Southern Arkansas	at Henderson State	Harding	Ouachita Baptist	at Arkansas-Monticello
Southern Arkansas	OPEN	at Tarleton State 9/4	at Texas A&M Commerce*	at West Georgia*	VSU*	North Alabama	at Central Arkansas*	at Delta State	Ouachita Baptist	at Arkansas-Monticello	at Harding	Henderson State
Ouachita Baptist	OPEN	Southeastern Oklahoma State*	OPEN	at Arkansas Tech*	Central Arkansas*	at VSU	at North Alabama*	Arkansas-Monticello	at Southern Arkansas	Henderson State	at Delta State	Harding
Arkansas Monticello	at Southeastern Louisiana*	at Texas A&M Commerce*	OPEN	West Alabama*	at North Alabama*	at Central Arkansas	VSU	at Ouachita Baptist	Harding	Southern Arkansas	at Henderson State	Delta State
Central Arkansas	OPEN	Abilene Christian*	Arkansas Pine Bluff* 9/11 (Little Rock)	Henderson State*	at Ouachita Baptist*	Arkansas-Monticello	Southern Arkansas*	at VSU	at North Alabama*	West Georgia	West Alabama	at Arkansas Tech
West Alabama	OPEN	at Samford* 9/4	Stillman	at Arkansas-Monticello*	Delta State	Harding	at Henderson State	at West Georgia	VSU	Arkansas Tech	at Central Arkansas	at North Alabama*
North Alabama	OPEN	Stillman*	at Jacksonville State*	at Harding*	at Arkansas-Monticello*	at Southern Arkansas	Ouachita Baptist*	at Arkansas Tech	Central Arkansas*	at VSU	at West Georgia*	West Alabama*
Arkansas Tech	at Midwestern State* 8/28	at Northeastern State*	OPEN	Ouachita Baptist*	at Harding*	Henderson State*	at Delta State	Northern Alabama	at West Georgia*	at West Alabama	VSU	Central Arkansas
West Georgia	OPEN	at Presbyterian*	Albany State*	Southern Arkansas*	at Henderson State*	Delta State*	at Harding	West Alabama	Arkansas Tech*	at Central Arkansas	North Alabama*	at VSU

*Night Game



2003 BLAZER FOOTBALL SCHEDULE

DATE	OPPONENT	SECOND PLACE TEAM	TIME
Aug. 30	Albany State		7 pm
Sept. 6	at Florida Atlantic		4 pm
Sept. 20	at Delta State*		8 pm
Sept. 27	at Southern Arkansas*		8 pm
Oct. 4	Quachita Baptist*		1 pm
Oct. 11	at Arkansas-Monticello*		3 pm
Oct. 18	Central Arkansas* +		1 pm
Oct. 25	at West Alabama*		2 pm
Nov. 1	North Alabama*		1 pm
Nov. 8	at Arkansas Tech*		3 pm
Nov. 15	West Georgia*		1 pm

*Gulf South Conference Games

+Homecoming

ALL TIMES EASTERN

Home Games At Bazemore-Hyder Stadium