


# VALDOSTA STATE FOOTBALL



**VALDOSTA STATE UNIVERSITY ...**



**2007 NATIONAL CHAMPIONS**

# BLAZER FOOTBALL

## QUICK FACTS

Location .....	Valdosta, Ga.
Founded .....	1906
Enrollment .....	12,000
Nickname .....	Blazers
Colors .....	Red and Black
Athletic Affiliation .....	NCAA Division II
Conference .....	Gulf South
President .....	Dr. Patrick J. Schloss
Athletic Director .....	Herb Reinhard
Website .....	www.vstateblazers.com

## FOOTBALL STAFF

Head Coach .....	David Dean
Alma Mater .....	Georgia State, 1986
Collegiate Record (Years) .....	13-1 (1)
Record at VSU (Years) .....	13-1 (1)
Office Phone .....	(229) 333-5844
Best Time To Call .....	Contact SID
Assistant Head Coach, Offensive Line, Recruiting .....	David Elsenrath
Defensive Coordinator, Linebackers .....	Joe Cauthen
Defensive Line .....	Earl Chambers
Quarterbacks .....	Buster Faulkner
Secondary, Special Teams .....	Maurice Linguist
Strength and Conditioning .....	Michael Doscher
Head Certified Athletic Trainer .....	Russ Hoff
Assistant Certified Athletic Trainers .....	Lori Howard, Chuck Conner, Stacey Walters, Caren Walls
Football Secretary .....	Debi Frocks

## PROGRAM HISTORY

First Year of Football .....	1982
Overall All-Time Record .....	201-93-4
Overall Gulf South Record .....	138-65-3
Gulf South Championships .....	5 (1996, 2000, 2001, 2002, 2004)
NCAA Championships .....	2 (2004, 2007)
NCAA Playoff Appearances .....	9 (1994, 1996, 2000, 2001, 2002, 2003, 2004, 2005, 2007)
2007 Record .....	13-1
2007 Gulf South Record .....	7-1
2007 Gulf South Finish .....	T-2nd
Letterwinners Returning/Lost .....	41/23
Starters Returning/Lost .....	11/14 (3/8 offense, 6/5 defense, 2/1 special teams)

## SPORTS INFORMATION

Sports Information Director .....	Shawn Reed
Reed's Email .....	msreed@valdosta.edu
Reed's Office Phone .....	(229) 333-5903
Reed's Cell Phone .....	(229) 563-2505
Assistant Sports Information Director .....	TBA
Assistant SID's Email .....	TBA
Assistant SID's Office Phone .....	(229) 245-4390
Assistant SID's Cell Phone .....	(229) 560-4386
Sports Information Fax .....	(229) 333-5972
Press Box Phone .....	(229) 245-3779
Mailing Address .....	1500 N. Patterson St. Valdosta, GA 31698

## TABLE OF CONTENTS

Table of Contents .....	1
Quick Facts .....	1
Media Information .....	2
Valdosta State University .....	3-4
Dr. Patrick J. Schloss, President .....	4
Herb Reinhard, Director of Athletics .....	5
Gulf South Conference .....	6
Head Coach David Dean .....	8-9
Assistant Head Coach David Elsenrath .....	10
Defensive Coordinator Joe Cauthen .....	11
Defensive Line Coach Earl Chambers .....	12
Quarterbacks Coach Buster Faulkner .....	13
Secondary Coach Maurice Linguist .....	14
Graduate Assistant Coaches .....	15
Strength & Conditioning Complex .....	16
Athletic Training .....	17
Blazer Pride/Support Staff .....	18
2008 Preview .....	20-21
Alphabetical Roster .....	22
Numerical Roster .....	23
2008 Returning Lettermen Bios .....	24-35
2008 Newcomer Bios .....	36-38
2008 Opponents .....	40-44
2007 In Review .....	46-60
VSU and the Harlon Hill Trophy .....	62
VSU Athletic Hall of Fame .....	63
Blazers in the Pros .....	64
Individual Accolades .....	65
Lettermen .....	66-68
Valdosta State and the NCAA Playoffs .....	69-72
Team-by-Team Game Results .....	73-74
Yearly Records/Attendance/Shutouts/Milestone Victories .....	75
Year-by-Year Results .....	76-78
Team Year-by-Year Stats .....	79
Annual Leaders .....	80-81
Single Game Records .....	82-83
Single Season Records .....	84-86
Career Records .....	87-88
Coaching Records .....	88
VSU Athletic Fieldhouse .....	Inside Back Cover
2008 Schedule .....	Outside Back Cover

## MEDIA GUIDE CREDITS

The 2008 Valdosta State Football Media Guide is a publication of the Valdosta State University Sports Information Office. The guide was written and designed by Sports Information Director Shawn Reed.

Special thanks to Jessica Steadman, Debbie Wisenbaker, Mary Frances Hightower, Debi Frocks and the VSU football staff. Further thanks to Bobby Lacey of the VSU Publication and Design Services.

Printing services were provided by Ponder's Office Plus of Thomasville, Ga. Special thanks to Gary Wisham for his assistance in the production of the book.

Photography for the book was provided by the men and women of the Moody Air Force Base Public Affairs Division, Wes Sewell Photography and Valdosta Photography. Additional photos provided by the Atlanta Falcons and Jacksonville Jaguars.

This book could not have been completed without the patience and understanding of Staff Sergeant Rebecca Reed, USAF. Thank you for everything.



# BLAZER FOOTBALL

## MEDIA INFORMATION

### THE VALDOSTA STATE RADIO NETWORK

The Valdosta State football team can be found on the air several times each week during the 2008 football season throughout the South Georgia region. WDDQ, Talk 92.1 FM in Valdosta and Adel is in its first year as the flagship station for Blazer athletics. Additionally, WKZZ, 92.5 FM in Tifton, WSFB, 97.7 FM in Quitman, WDMG, 860 AM in Douglas and WMTM 1300 AM in Moultrie will also carry all VSU football games.

Now in his 11th year, Dick Rockey serves as the play-by-play voice of the Blazers while Tom Odom provides color commentary and Wes James patrols the sideline.

### THE BLAZERS ON TELEVISION

Three Valdosta State games will be televised live on television during the 2008 season, marking the third straight year VSU has had at least three of its contests televised. The Blazers' season-opening contest versus Fort Valley State will be nationally broadcast by CBS College Sports Network while the October 2 game against Delta State and the October 30 contest versus West Georgia will be on Comcast/Charter Sports Southeast and CoxSports throughout the Southeast United States as well as on Mediacom in Valdosta.

Additionally, the David Dean Television Show appears each Sunday during the year. The show can be seen regionally at Noon on WALB, as well as a second time on WALB at 11:30 p.m. in Valdosta only. Fans are encouraged to check local listings.

### THE DAVID DEAN RADIO SHOW

The David Dean Radio Show can be heard live on Talk 92.1 each Monday night at 7:00 p.m. The show is broadcast live from Bas Bleu in historic downtown Valdosta.

### VALDOSTA STATE MEDIA OUTLETS

Bryan Fazio Valdosta Daily Times PO Box 968 Valdosta, GA 31698 229-244-1880	College Writer Macon Telegraph PO Box 4167 Macon, GA 31213 478-744-4302
Christian Malone Valdosta Daily Times PO Box 968 Valdosta, GA 31698 229-244-1880	Steve Carter Gazette Sports PO Box 708 Tifton, GA 31794 229-382-4321
Dick Rockey Talk 92.1 807 Mill Pond Rd. Valdosta, GA 31602 229-247-7669	Phil Jean WCTV-TV PO Box 3048 Tallahassee, FL 32303 850-893-2126
Steve Carter Florida Times Union PO Box 1949-F Jacksonville, FL 32231 904-359-4246	Robert Hydrick WALB-TV PO Box 3130 Albany, GA 31708 229-446-4043
David Purdum Atlanta Journal-Constitution PO Box 4689 Atlanta, GA 30302 404-526-5794	Scott James Talk 92.1 118 North Patterson Street Valdosta, GA 31601 229-259-9301

### TO THE WORKING MEDIA

**Press Boxes:** Rebuilt Cleveland Field and Bazemore-Hyder Stadium, the football home of Valdosta State's Blazers, is topped on both sides by press boxes to accommodate event personnel. The booth on the south (home) side will house game operations, media, sports information, home coaches, home radio and filmers for both teams. The booth on the north (visitor) side will house visiting coaches, visiting radio, film crews for coaches' shows and television stations.

**Press Box Services:** Standard services are provided in both press boxes for media personnel - flip cards, cumulative statistics, media guides, programs, play-by-play accounts at the conclusion of each quarter, abbreviated statistics at halftime and complete final statistics as soon as possible at the end of the game. Ample telephone service is available. Soft drinks and a snack will be served. Additionally, wireless internet service is also available throughout Bazemore-Hyder Stadium.

**Media Credentials:** Contact Shawn Reed, SID, for press passes as far in advance as possible. Passes will be mailed if time permits. If not, they will be left at the Will Call table at the southeast corner of Cleveland Field. The passes will be at the Will Call table two hours before kickoff.

**Radio:** Valdosta State has a radio booth in the south-side press box for the originating station for the Blazer Football network. A modular plug phone line is provided the official broadcast team of the opponent for each game. The visiting radio crew will work from the lower level of the north-side press box and should obtain permission and credentials in advance from Shawn Reed, SID. The visiting radio phone number, as well as a trouble number, will be given on request.

**Film:** Official game filmers will shoot from the press box on the south-side of the field. Coaches' show filmers, television film crews and tape delay television will use the film deck on the second level of the press box on the north side. Media can also film from either sideline (goal line to the 25-yard lines). While it is necessary to walk through the team area to get from one end of the field, photographers and film crews are not permitted to shoot within the team area (from 25-yard line to 25-yard line).

**Scouts:** Requests for scouting credentials should be made directly to Shawn Reed, SID, early during the week of the game to be scouted. Scouts will be provided seats in the press box only if room is available.

**Player Interviews:** All player interviews should be scheduled through Shawn Reed, SID. Please allow the player at least 24 hours advance notice for the interviews. Phone calls will be returned collect.

All game day interviews of VSU athletes and coaches will occur after the game, unless previously scheduled through the Sports Information Office.

**Interviewing Valdosta State's Coaching Staff:** Head coach David Dean is available for interview prior to 11:00 a.m. each week day. Coach Dean can be reached through the football offices at 229-333-5844. Any interview after 11:00 a.m. will be held after the day's practice, unless previously arranged.

**Practice Coverage:** All Valdosta State practices are open to the media. Coach Dean and members of his staff will meet with intended media following practice. Sports Information Director Shawn Reed will assist in setting up interviews with requested players at the conclusion of each practice. For better service, please let the SID office know when you will attend practice.

# BLAZER FOOTBALL

## VALDOSTA STATE UNIVERSITY - PATHWAY TO SUCCESS

Valdosta State University, celebrating its Centennial anniversary until 2013, is a regional university of the University System of Georgia located in Southwest Georgia with a mission to serve 41 counties from the Atlantic Ocean to the Alabama state line.

### OUR HISTORY

Established in 1906, the institution was named the South Georgia State Normal College for young ladies in 1913. In 1922, a legislative act changed the name to Georgia State Woman's College and authorized a four-year program leading to a bachelor's degree. The Board of Regents made the college co-educational in 1950 and changed its name to Valdosta State College. VSC became a regional university within the University System of Georgia on July 1, 1993.

### OUR MISSION

The mission of VSU is to prepare students to meet global opportunities and challenges through excellence in teaching and learning; to expand the boundaries of current knowledge, and explore the practical applications of that knowledge, through excellence in scholarship and creative endeavors; and to promote the economic, cultural, and educational progress of our community and our region, through excellence in service outreach. VSU seeks to accomplish this mission in a dynamic, student-centered learning environment marked by a respect for diverse abilities, backgrounds, and contributions by all members of the university community.

### OUR CAMPUS

Valdosta State University offers the best of both worlds — the extensive academic, cultural and social opportunities of a major university, and the small classes and close personal attention found at smaller institutions. Students are attracted to the close-knit community where learning occurs in a supportive environment and faculty members challenge each student's potential.

Located "among the stately pines" in the heart of beautiful Valdosta, Georgia's newest metropolitan area, the university boasts 180 acres, 18 miles north of the Florida border and equidistant from Atlanta and Orlando, with two picturesque campuses less than one mile apart.

VSU has a legacy as a major provider of education services for South Georgia. The beauty and consistency of its Spanish Mission architecture are indicative of its dedication to serving the region's heritage while developing programs and services to enhance its future. The Georgia Association of the American Institute of Architects has honored VSU for its commitment to quality campus design; and specifically, for its dedication to preserving the institution's unique Spanish Mission style of architecture.

Construction and renovations continue on campus as part of the Strategic Planning Initiative. The main campus features an attractive pedestrian mall of inlaid



brick and well-designed seating areas, night-friendly lighting fixtures and security cameras for safe around-the-clock accessibility for students, and attractive building designs and renovations throughout the campus appropriate for the festive centennial theme.

A recent \$35.7 million student housing project added 518 beds through the construction of Centennial Hall and improved conditions of an additional 500 beds through renovation of two existing student halls. In fall 2008, the newly constructed Hopper Hall replacement, which stands four stories high on just under 2.5 acres, will open for residency, offering 513 beds in a suite-style living community. The 157,354-square-foot facility also features offices space, the campus mailroom, classroom space and a 188-seat Euro-style show kitchen, an open-market concept that provides a variety of dining options.

The replacement for Hopper Hall was the first in a series of capital projects totaling \$150 million designed to transform VSU's main campus. Two parking decks will also open for fall, each designed to alleviate parking concerns and provide additional space for offices and campus police. Other projects will include renovation of historic Reade Hall to include more social areas and the reconstruction of Georgia Hall into a multi-level student living and learning center with additional beds, office space and more. Student health services will move into an expanded, highly technical facility, which is being built on Georgia Avenue. The signature building of this campus transformation will be a new student union. Facing Baytree Road, it will hold a variety of offices, a ballroom, auditorium, new bookstore, foodcourt and many other great assets for students and others on the university's campus.

The university received \$392,826 in federal funds to design a \$45 million Health Sciences and Business Administration facility for the Rea & Lillian Steele North Campus. Planning is still underway, but the project promises great things for the health and business majors. The strategic location will allow VSU to more successfully train health professionals through a partnership with neighboring South Georgia Medical Center, which has pledged \$1 million in support of the facility.

### OUR STUDENTS

Represented in VSU's student body of approximately 11,600 are forty-six states, two U.S. territories and more than 60 countries. Georgians comprise 92

# BLAZER FOOTBALL

percent of total enrollment, while Floridians account for 2 percent and International students another 2 percent. The undergraduate male/female ratio is 1:1.4 with 3,975 undergraduate males and 5,753 undergraduate females.

Self-declared minorities comprise over 29 percent of VSU enrollment numbers. With a recent \$15,000 grant from the Board of Regents of the USG to implement the HEROES (Helping Everyone Reach Optimum Educational Success) Institute, VSU seeks to help increase the recruitment, retention and graduation of African-American males as part of the USG African-American Male Initiative. African-American students account for 24 percent of the student body.

## OUR ACADEMIC PROGRAM

Through its five colleges (the College of the Arts, the College of Arts and Sciences, the Harley Langdale Jr. College of Business Administration, the James L. and Dorothy H. Dewar College of Education, and the College of Nursing), the Division of Social Work, and the Library and Information Science program, VSU offers 56 undergraduate degrees (including bachelor's and associate degrees) and 39 graduate degrees, including doctoral degrees in education and public administration.

VSU also strongly supports its distance learning programs, which allow traditional and non-traditional students, who are limited by both time and location, to continue their education. More than 1,451 students are enrolled in online courses for fall semester 2007, 436 of which are solely enrolled online. Graduate and/or upper-level undergraduate courses are offered at various locations throughout the region, including Moody Air Force Base in Valdosta and the Kings Bay Naval Base on the Georgia coast. Teacher certification and recertification courses are also offered on a regular basis at many sites.

VSU is one of five University System of Georgia institutions offering the Georgia WebMBA, ranked among the top 10 programs for its quality and affordable cost, which offers qualified and highly motivated professionals the opportunity to earn an accredited online MBA degree with little interruption to their work and personal lives. It was also the first institution to enroll a student in one of six new online graduate degrees in education, which were created through collaboration with several other USG institutions.

Accredited by the Commission on Colleges of the Southern Association of Colleges and Schools, nationally accredited programs include applied and clinical sociology, art, business, communication disorders, education, music, nursing, psychology, sports medicine, theatre, public administration and social work.

VSU offers a highly successful Freshman Year Experience (FYE) program through the Office of Academic Student Instructional Support. The program places students into living-learning communities and provides the support necessary to lead freshmen through a successful first year, ultimately improving retention.

The Center for International Programs provides central coordination for VSU's comprehensive range of services and activities in the area of international education.

Study abroad and exchange opportunities at institutions around the world give students exceptional opportunities for learning. Closer to campus, VSU offers internships and experiential learning opportunities to expand students' horizons.

## OUR FACULTY

VSU's faculty consists of 585 members—441 full-time and 144 part-time. Currently, 330 full-time faculty members hold terminal degrees, three hold specialist's degrees, one holds a professional degree, 103 hold master's degrees, and four hold bachelor's degrees. Females constitute about 50 percent of the total faculty, and 12 percent are self-declared minorities.

## OUR CAMPUS ACTIVITIES

Outside the academic setting, campus organizations encourage leadership, social interaction, recreation, cultural and religious development and community service. Approximately 140 active student organizations exist on campus, including 20 Greek social organizations, 10 faith-based campus ministry groups, numerous intramural opportunities, and many service and academic clubs. The Student Recreation Center offers a variety of services, including a comprehensive intramural program, club sports, outdoor trips, fitness consulting, aerobics, an Olympic-sized indoor pool, an expansive weight room and a 27-foot climbing wall.

Varsity "Blazers" compete in football, basketball, baseball, tennis, golf and cross-country. "Lady Blazers" compete in basketball, softball, tennis, volleyball and cross-country. VSU is a NCAA Division II member institution and competes in the Gulf South Conference, the largest conference in the country. The VSU Blazer Football Team won the 2004 and 2007 NCAA Division II National Championships, and the VSU Men's Tennis Team won the 2006 Division II National Championship.

The College of the Arts offers a wide variety of performances and exhibits throughout the year, while championship Blazer athletics and a vibrant social scene round out a true college experience.



**DR. PATRICK J. SCHLOSS**

President

1st year at Valdosta State  
Illinois State (1974)

Patrick J. Schloss, Ph.D., became Valdosta State University's eighth president on August 1, 2008, following four years as president of Northern State University (NSU) in South Dakota, where he also served as president of the Northern Sun Intercollegiate Athletic Conference. As reported by Sports Illustrated, NSU boasted the highest NCAA Division II basketball attendance in the nation in 2007-08. His enthusiasm for higher education and athletics is part of a family tradition, his father, Peter, served as vice president of the National Junior College Athletic Association and was athletic administrator for Thornton Junior College (now South Suburban College).

During his tenure as president at NSU, Schloss initiated a strategic planning process titled the "Margin of Excellence." The plan focused on three institutional priorities including recruitment, retention and faculty scholarship. Over the first

four years of the program, headcount enrollment increased 12 percent. Other "Margin of Excellence" accomplishments included a four percent increase in student retention, substantial growth in support for faculty scholarship and creation of budget process linking institutional objectives to campus resources. The Higher Learning Commission (HLC) cited the latter achievement as being "worthy of emulation" by similar institutions.

Prior to arriving at NSU, Schloss served Bloomsburg University of Pennsylvania in several capacities, including president, provost and vice president for academic affairs, and assistant vice president and dean of Graduate Studies and Research. Schloss served as director of the Office of Research in the College of Education and professor and chair of the Department of Special Education at the University of Missouri, and professor-in-charge of special education at The Pennsylvania State University.

Schloss received his Ph.D. in Rehabilitation Psychology and Special Education from the University of Wisconsin (1979), a M.S. in Counseling from Illinois State University (1976), and a bachelor's degree in Special Education from Illinois State University (1974).

**HERB REINHARD**

Director of Athletics  
 17th year at Valdosta State  
 Florida A&M (1980)

The longest tenured athletic director in the Gulf South Conference, Herb Reinhard is now in his 17th year as the leader of the Valdosta State Athletic Department.

Under Reinhard's guidance, the VSU Department of Athletics has grown by leaps and bounds since he joined the school in January of 1992. The growth has been across the board, with the school reaching new levels of success both on the field of play and in the classroom while also featuring increases in both facilities and staff.



The VSU success has been particularly evident on the field of play since Reinhard assumed control of the program. The school has claimed three of its four national championships as well 21 of its 23 Gulf South Conference titles during his 16-plus years at the helm of the Blazers. Valdosta State's all-around athletic success has been further evidenced by the three women's GSC All-Sports Trophies and the four men's GSC All-Sports Trophies won by the school under Reinhard, feats never accomplished prior to the start of his leadership of the school's intercollegiate athletics program.

Reinhard's ability to lead has also manifested itself in his ability to hire talented coaches and staff. Five coaches that Reinhard has hired have earned GSC Coach-of-the-Year honors while two, football's Chris Hatcher and David Dean, have earned national coaching honors. The athletic department's staff has also grown under the Winter Park, Fla. native's watch as VSU's athletic administrative personnel numbered just four during his first year at the school, but now totals 14 in addition to Reinhard.

Reinhard, 51, spent much of his early years at VSU turning potential supporters of VSU athletics into active supporters of the program. The list of corporate sponsorships has grown to more than 150, and his aggressive season ticket campaign for football, basketball, baseball, softball and volleyball has paid dividends, leading to record sales and attendance at all Valdosta State athletic events. He has also expanded the VSU sports package, adding women's volleyball in 1995, as well as its athletic facilities.

A fieldhouse and indoor hitting facility for baseball opened in 1998, a \$525,000 softball stadium was completed in July 1999 and new seating and a new press box were added at the baseball facility in time for the 2005 season. A new baseball outfield fence was built before the start of the 2006 campaign while a softball fieldhouse was dedicated in March of 2007. Likewise, a new Athletic Fieldhouse, which will house offices, locker rooms and meeting areas for the football program as well as a 7,500 square-foot weight room and a state-of-the-art Athletic Training facility will be opened during the fall of 2008.

Reinhard's leadership has extended beyond Valdosta State as he has also served on numerous NCAA committees. He served on the NCAA South Region football advisory committee during the late 1990's and early 2000's before becoming a member of the NCAA Division II Membership Committee. He served on the Membership

Committee, including as stint as the committee's chair, until 2006, when he assumed his current position on the NCAA Division II Management Council, which is slated in overseeing the day-to-day operations of Division II athletics. Likewise, he has also lent his knowledge to the Valdosta-Lowndes County Sports Commission, which is chartered to enhance existing sporting events while attracting new events to Valdosta and Lowndes County with a thrust in boosting the economic impact of such events on the area, as a member since its inception during the mid-1990's. He is currently serving as his second tour as chairman of the Sports Commission.

Reinhard joined the Valdosta State athletic family in 1992, coming from Florida A&M University where he was assistant athletic director in charge of marketing and promotions. He began his professional career after earning an undergraduate degree in business from Florida A&M, where he was a two-time all-conference placekicker for the Rattlers. He served as the school's Women's Sports Information Director from 1979 through 1985 before assuming the role of Director of Information Services for the New South Women's Athletic Conference for a year. He returned to Florida A&M in 1986, the same year he earned a master's degree in sports administration from Florida State, as the school's Director of Athletic Marketing and Development and earned a promotion to assistant athletic director for marketing and promotions in 1990. He was honored for his playing days with the Rattlers in 1993 when he was elected to the school's Sports Hall of Fame.

Reinhard is married and he and his wife, Linda, have a son, Herb IV, 18, and a daughter, Rebecca, 14.

## The Reinhard File

### PERSONAL DATA

Born July 3, 1957 in Winter Park, Fla.  
 Married to former Linda Oorlog of Tallahassee, Fla.  
 Father of two children, Herb IV, 18, and Rebecca, 14

### EDUCATION

Florida A&M University, 1980 (B.A. in journalism/public relations and a B.B.A.)  
 Florida State University, 1986 (M.A. in sports administration)

### PROFESSIONAL WORK EXPERIENCE

1979-85 — Director, Women's Sports Information, Florida A&M  
 1985-86 — Director, Information Services, New South Women's Athletic Conference  
 1986-90 — Director, Athletic Marketing and Development, Florida A&M  
 1990-92 — Assistant Athletic Director, Florida A&M University  
 1992-Present — Director of Athletics, Valdosta State University



**The Reinhard Family**

*Herb, Linda, Herb and Rebecca*

# BLAZER FOOTBALL

## THE GULF SOUTH CONFERENCE

Academic excellence, 43 National Championships and a leadership role in the NCAA's Division II make the Gulf South Conference (GSC) something special. As a charter member of D-II, the league's 15 universities in six southeastern states enter the 39th year of setting the standards nationally, always breaking new ground.

In the summer of 1970, six college presidents met to talk about athletics. When the meeting ended, a new league emerged—the Mid-South Conference—started by, and to this day run by, the CEOs, the first in NCAA history. To this day, it is that CEO-control and involvement that makes the league work and its 14 championships (football; men's & women's cross country, men's & women's soccer; volleyball, men's & women's basketball, men's & women's tennis, men's & women's golf; softball and baseball) so bitterly contested.

From that point forward, the GSC has been giant steps ahead of the D-II pack. Dating back to 1997, the league has found neutral sites paying sizeable guarantees for most of its team championships. NCAA Conventions regularly feature GSC-proposed or inspired legislation. No one wins more regionals or earns more NCAA post-season bids. In 2004, the league purchased its own new construction office space. But the crowning moment came in 2005-06, when the GSC debuted its highly successful "GSC-TV Live" package which included nine football games and its men's & women's basketball tournament finals. Add to that its web-TV show, "GSC Sports Weekly," and you can see why the GSC is a Conference which is always looking towards the future.

We take pride in our 43 National Team Championships in 12 sports and more than 100 regional titles, especially because there is no sacrifice on the academic side, where GSC student-athletes regularly earn Academic All-America. The Conference added its latest National Titles to its resume in 2007-08 when Valdosta State captured its second NCAA Football Crown while West Florida claimed the D-II Men's Golf title, also its second. Overall, 11 of the league's 43 titles have come since the beginning of the 2000-2001 school year, making the GSC one of the most successful leagues in the nation over the past eight years.

Delta State, Florence State (now North Alabama), Jacksonville State, Livingston (now West Alabama), Tennessee-Martin and Troy State were the charter members who launched the league. Scheduling problems for the

1970-71 academic year limited the GSC to football, won by Jacksonville State. In 1971, the addition of Southeast Louisiana (SELA) and Nichols State increased the membership to eight. The league opened an office in Hammond, LA, changed its name to the Gulf South Conference and began championships in nine men's sports. Mississippi College and Northwestern Louisiana (NWLA, now Northwestern State) joined in 1972 and two years later, NELA left for Division I with SELA and Nicholls State following in 1979.

The conference continued with seven teams until 1981, when the CEOs admitted Valdosta State, followed by West Georgia (1983). In 1991, Tennessee-Martin and Troy State went Division I, briefly dropping the GSC back to seven members, before the beginning of an expansion resulting in ten new members: Lincoln Memorial (1992-93); Alabama-Huntsville, Henderson State, Central Arkansas and Mississippi University for Women (1993-94); West Florida (1994-95); and Arkansas-Monticello, Arkansas Tech, Montevallo and Southern Arkansas (1995-96). Jacksonville State went Division I at the end of 1992-93. Mississippi College dropped to Division III at the end of 1995-96, and was replaced by Christian Brothers to keep the Conference at 16 schools. In July 2000, the GSC welcomed Harding University and Ouachita Baptist University, making it

the largest NCAA conference *at any level* with 18 schools. MUW dropped its athletics program at the end of the 2002-03 season, decreasing the membership to 17. The Conference decreased to 15 teams in 2006-07 when Central Arkansas moved to Division I and Lincoln Memorial moved to the South Atlantic Conference.

Former Commissioner Jim McCullough brought the GSC office to Birmingham. The current Commissioner, Nathan (Nate) N. Salant, has been in office since October, 1992. He is assisted by Assistant Commissioner for Media and Public Affairs Michael Anderson, Assistant Sports Information Directors Michael Banks and Eric SanInocencio and Senior Woman Administrator Andrea Nguyen. The Chairman of the GSC Board of Directors is Dr. David Rankin (Southern Arkansas). Joining him on the executive committee are Vice Chair Dr. Beheruz Sethna (West Georgia) and past-Chair Dr. Robert Brown (Arkansas Tech). The Supervisors of Officials are Bill Johnson (Football), John Caldwell (Basketball-West Division) and Mike Murphy (Basketball-East Division).



### GSC National Championships

1971-2008 (43)

#### BASEBALL (5)

Delta State (2004)  
Troy State (1986, 87)  
Jacksonville State (1990, 91)

#### MEN'S BASKETBALL (3)

North Alabama (1979, 91)  
Jacksonville State (1985)

#### WOMEN'S BASKETBALL (7)

Delta State (1975, 76, 77, 89, 90, 92)  
Southeastern Louisiana (1977\*)

#### FOOTBALL (10)

Delta State (2000)  
North Alabama (1993, 94, 95)  
Troy State (1984, 87)

Valdosta State (2004, 07)

West Alabama (1971)  
Jacksonville State (1992)

#### MEN'S GOLF (5)

Troy State (1976, 77, 84)  
West Florida (2001, 08)

#### WOMEN'S GOLF (3)

Troy State (1984, 86, 89)

#### WOMEN'S GYMNASTICS (2)

Jacksonville State (1984, 85)

#### HOCKEY (2)

Alabama-Huntsville (1996, 98)

#### WOMEN'S SOCCER (1)

Christian Brothers (2002)

#### MEN'S TENNIS (3)

Valdosta State (2006)  
West Florida (2004, 2005)

#### TRACK (1)

Southeastern Louisiana (1975)

#### WOMEN'S VOLLEYBALL (1)

North Alabama (2003)

Current member; \*Small College Div. Champion

#### GSC Commissioners

Nate Salant	(1992-Present)
Sonny Moran	(1987-1992)
Ralph McFillen	(1984-1987)
Hayden Riley	(1982-1984)
Jim McCullough	(1979-1982)
Stan Galloway	(1971-1979)



# BLAZER FOOTBALL



**COACHES AND STAFF**

*2007 National Champions*



## DAVID DEAN

Head Coach

2nd year as Head Coach / 9th year at Valdosta State Georgia State (1986)

Champion. Most coaches unsuccessfully strive their entire career to achieve the title while others accomplish the feat after many years in the business. Very few reach

this ultimate goal early in their career, so one will have to excuse Valdosta State head man David Dean if he calls his first year as a collegiate head coach a dream season.

After all, Dean accomplished what very few on any level and in any sport have ever done in their first year as a coach, leading his Blazer squad to the 2007 NCAA Division II national championship. Along the way, Dean's Blazers tallied a 13-1 record, including a 7-1 mark in the always tough Gulf South Conference. The confidence and resolve that Dean instilled in his team helped the Blazers to six second half come-from-behind victories during the year, including an amazing four times in four NCAA playoff games. The year culminated with a 25-20 win over Northwest Missouri State in the national championship game, the school's second national title in four seasons. In directing his team to the national championship, Dean became just the second NCAA Division II coach to win the title in his first year as a head coach, joining North Dakota State's Earl Solomonson as the only coaches to accomplish the feat.

VSU's success on the year also reached to a personal level as Dean's tutelage helped two Blazers – wide receiver Cedric Jones and safety Sherard Reynolds – earn first team All-America honors. Additionally, seven Blazers were named to the All-Gulf South Conference squad. Dean also reaped the benefits of his team's success as he was named NCAA Division II Coach of the Year by the American Football Coaches Association, Schutt Sports/American Football Weekly and the Touchdown Club of Atlanta.

Valdosta State ranked among the nation's leaders in both offense and defense throughout Dean's first season, finishing the season ranked among the top 40 in the nation in an amazing 17 of the 23 categories in which the NCAA ranks the 144 Division II squads, a testament not only to the caliber of players on Dean's squad, but also to the ability of his coaching staff to teach the game of football. The Blazers led the nation in passes intercepted, finishing with 27, while standing second in turnovers gained, fourth in punt return defense, fifth in turnover margin and 10th in net punting.

In addition to his duties as head coach, Dean also served as the team's offensive coordinator during his first season. The results were typical of his time in Valdosta as Valdosta State finished 14th in the nation in scoring offense while standing 35th in total offense and 39th in passing offense.

Dean, 44, became the eighth man to assume the title of head coach at Valdosta State in the program's 26 year history on January 19, 2007. He brought a wealth of knowledge to his new position as he had spent 19 years in the collegiate coaching ranks, including the last seven as Valdosta State's offensive coordinator.

Dean made an immediate impact on the Blazer football squad during his initial season in Valdosta in 2000 as VSU led the nation in both total offense, at 502.4 yards per game, and in passing offense (377.9) while finishing third in scoring offense, scoring 45.5 points per game. Dusty Bonner was named the Harlon Hill Trophy winner and was one of two VSU offensive players to earn All-America honors. The Blazers capitalized on the offensive success, tallying a 10-2 record while advancing to the second NCAA Regional appearance in school history.

Valdosta State again advanced to the NCAA Regionals in 2001 while finishing fifth in the nation in total offense, with 506.4 yards per game. The Blazer passing game, once again led by Harlon Hill winner Dusty Bonner, ranked sixth nationally at 321.2 yards a game, while VSU averaged 49.4 points an outing, second-best in the nation. Five Blazers on the offensive side of the ball earned All-America honors after the season.


Dean was once again instrumental in the Blazers' success in 2002 as he helped the team reach its first ever National Championship game. That squad rolled to

a 14-1 record during the season, its only blemish a 31-24 defeat at the hands of Grand Valley State in the final game of the season. The offense continued to flourish, tallying 398.5 yards a game, good enough for 32nd-best in the nation. With Bonner gone to graduation, Dean groomed current VSU quarterbacks coach Buster Faulkner into an All-Gulf South Conference quarterback while running back Aaron Jenkins earned the school's third straight GSC Offensive Player-of-the-Year honor. Valdosta State was 11th nationally in passing that season, throwing for 277.5 yards a game, and 16th in scoring, at 33.3 points per outing.

The VSU offense ranked 44th nationally in total offense, 14th in passing offense and 31st in scoring offense in 2003 while accumulating a 10-2 mark and its fourth straight trip to the NCAA postseason before reaching its ultimate goal in 2004. That season, Dean helped the squad win the school's first football national championship as he led a unit that was 33rd nationally in total offense at 415.8 yards a game. VSU was 38th nationally in rushing offense that season and 46th in passing offense while finishing the season 26th in scoring offense. VSU's kickoff and punt return units, both of which Dean oversaw, also finished in the top 60 in the nation during the season as Valdosta State rolled off 14 straight victories after dropping the season opener.

The Valdosta State passing offense again ranked among the top in the nation under Dean during the 2005 season, standing 14th at 275.6 yards a game, as well as in scoring (49th / 28.2). The 2006 team returned to the top 20 in total offense, standing 20th at 389.8 yards per game while ranking 89th in rushing, sixth in passing and ninth in scoring. Additionally, the punt return team ranked second in the nation under Dean's direction, tallying 17.3 yards per return.

Overall, 14 Valdosta State offensive players earned All-America honors during Dean's seven seasons as the Blazers' offensive coordinator while 25 times a VSU offensive player was named to the All-Gulf South Conference team, including current wide receiver Cedric Jones, who earned GSC Freshman-of-the-Year in 2006. Additionally, the Blazers set 21 single season team offensive records during Dean's time as offensive coordinator while the special teams unit established five new school records. The Blazers won four Gulf South Conference championships during his tenure as offensive coordinator, tallied a 56-6 league record and advanced to six NCAA postseasons during that span.



Dean's success at grooming offensive players began prior to his arrival at Valdosta State. Prior to his VSU tenure, Dean also served eight years as an assistant coach at West Georgia, the last two of which was spent as the Wolves' offensive coordinator. He joined West Georgia in 1992 as the squad's running backs coach before adding the title of special team's coordinator in 1993. Prior to the 1998 season Dean took over the school's offensive coordinator position as well as the quarterback coaching job. Wolves quarterback Jeremy Clements was named the Gulf South Conference Offensive Player-of-the-Year during Dean's initial season as offensive coordinator, giving the coach four honorees in the five-year stretch from 1998-2002. West Georgia accumulated an 18-5 record during Dean's two seasons as offensive coordinator, including an 8-1 mark and a GSC championship in 1999. Overall, West Georgia compiled a 59-28 record, won two GSC championships and beat Valdosta State seven times, an event that has happened just once in seven game since his migration to Valdosta in 2000, during Dean's eight years with the school.

Dean began his coaching career at Valdosta State in 1988 as he began a four-year stint as wide receivers coach on Mike Cavan's staff. He also served as wide receivers coach at Avondale High School during the 1987 season and spent the 1986 school year as a graduate assistant coach at Georgia Tech. Dean walked on to the Georgia Tech squad in 1982 and earned a scholarship the following season as he played wide receiver for the Yellow Jackets through the 1985 school year.

Dean is a member of the American Football Coaches Association and Fellowship of Christian Athletes. He is married to the former Stacie Stott, a Valdosta State alumnus, and the couple has three daughters - Caroline (11), Allison (9) and Natalie, who turned 3 in June.

## DAVID DEAN VS. ALL OPPONENTS

Albany State.....	1-0
Arkansas-Monticello .....	1-0
Arkansas Tech.....	1-0
California (Pa.).....	1-0
Catawba.....	1-0
Delta State.....	0-1
Fort Valley State.....	1-0
North Alabama.....	2-0
Northwest Missouri State.....	1-0
Ouachita Baptist.....	1-0
Southern Arkansas .....	1-0
West Alabama .....	1-0
West Georgia.....	1-0

## PLAYERS HONORED UNDER DAVID DEAN

<b>All-America</b>	
Cedric Jones.....	2007
William Montford .....	2007
Sherard Reynolds.....	2007
<b>All-Gulf South Conference</b>	
Gerald Davis .....	2007
Travis Harrison .....	2007
Cedric Jones.....	2007
Maurice Leggett.....	2007
William Montford .....	2007
Sherard Reynolds.....	2007
Michael Terry .....	2007



**The Dean Family**

*David, Stacie, Caroline, Allison and Natalie*



### PERSONAL DATA

Born February 3, 1964 in Atlanta, Ga.  
 Married to former Stacie Stott of Leary, Ga.  
 Father of Caroline (11), Allison (9) and Natalie (3)

### EDUCATION

Georgia State, 1986 (BBA in Business Management)

### COACHING EXPERIENCE

1986: Graduate assistant - Georgia Tech  
 1987: Wide Receivers Coach - Avondale High School  
 1988-92: Wide Receivers Coach - Valdosta State  
 1992-97: Running Backs Coach / Special Teams Coordinator - West Georgia  
 1998-99: Offensive Coordinator - West Georgia  
 2000-07: Offensive Coordinator - Valdosta State  
 2007-Present: Head Coach - Valdosta State

**DAVID ELSENRATH**

Assistant Head Coach / Offensive Line  
 2nd year at Valdosta State  
 Missouri-Rolla (1985)

Now in his second tour of duty with the Valdosta State football program, David Elsenrath, who serves as the Blazers' offensive line coach and recruiting coordinator, is no stranger to the demands of involved with a winning collegiate football program. After all, Elsenrath has spent more than 27 years in the collegiate ranks, both as a player and coach.

Elsenrath's ability to teach the game of football was never more apparent than in 2007 as, under his guidance, the VSU offensive line was instrumental in the Blazers establishing numerous school records en route to the school's second national championship. The line was successful in all facets as it aided the rushing attack to 2,360 yards while surrendering just 20 sacks on the year, the fewest since also allowing 20 during the 2001 season. Elsenrath's teaching ability was also evident on the individual level as

tackle Gerald Davis earned All-Gulf South Conference honors after the season before signing with the Hamilton Tiger-Cats of the Canadian Football League.

Elsenrath joined the Valdosta State staff after spending the last seven seasons at Tusculum, including the last two years as offensive coordinator. The Missouri native also worked as the quarterbacks and tight ends coach the last two seasons, during which the Pioneers tallied a cumulative record of 9-12. Overall, Tusculum was 46-28 with Elsenrath on the coaching staff, including a 26-23 mark in the SAC.

Elsenrath also spent five seasons as Tusculum's offensive line coach, a position he assumed upon joining the school in the spring of 2000 and held through the end of the 2004 season. He worked with six All-South Atlantic Conference honorees, including two All-Americans as offensive line coach. He coached former Pioneer Alan Dunn to back-to-back Jacobs Blocking Trophies, given annually to the top line man in the SAC, and the 2003 Jim Langer Award, an honor bestowed upon NCAA Division II's Offensive Lineman of the Year. Both Dunn and former Pioneer Felix Perez earned All-America honors under Elsenrath's tutelage while Dunn, Doug Holmberg, Mario Leon and Bull Brown earned invitations to postseason All-Star games.

Prior to Tusculum, Elsenrath spent three seasons as the head football coach at Adams State College in Alamosa, Colo. He led the Grizzlies to the most Rocky Mountain Athletic Conference victories in school history and had two players named All-America. Additionally, three ASC players earned Academic All-America honors and 14 times a Grizzly was named to the RMAC All-Conference team. Twice in his three seasons a football player was named Adams State's Male Academic Student-Athlete of the Year.

The Grizzlies were 9-22 during Elsenrath's three seasons with the school, including an 8-16 mark in RMAC play. He improved the school from a 1-10 overall record his first season to a 4-6 mark the final two years. Likewise, the Grizzlies

improved from 1-7 in the conference play his first year to 3-5 and finally 4-4 his final season.


Before taking over at Adams State, Elsenrath served three years as tight ends coach at Division I Eastern Kentucky. While at the Richmond, Ky. school, Elsenrath helped the school to a 25-11 record, including a 21-3 mark in Ohio Valley Conference play. The Colonels won the 1994 OVC title with a perfect 8-0 record and advanced to both the 1994 and 1995 NCAA Division I-AA playoffs.

Elsenrath wrapped a pair of graduate assistant jobs on the staffs of legendary coaches around his first job with the Blazers. He spent the 1992 and 1993 seasons as a graduate assistant coach for Howard Schnellenberger at Louisville, working with the offensive line while helping the team win the 1993 Liberty Bowl and also served two seasons on Pay Dye's staff at Auburn, where he worked as a defensive line coach for a team that played in the 1986 Citrus Bowl while working with the offensive line on the 1987 SEC Championship and Sugar Bowl participating team.

Elsenrath's first stint on the Blazer coaching staff stretched from 1988 through 1992 as he served as an assistant on Mike Cavan's staff. He worked with the tight ends and as an assistant offensive line coach his first two seasons before taking over the head offensive line coaching duties in 1990. He also served as the Blazers' recruiting coordinator all four seasons.

As a player, Elsenrath lettered at Missouri-Rolla. He graduated Cum Laude from the school with a Bachelor's degree in Life Sciences in 1985 and earned a Secondary Teacher Certificate from Missouri-Columbia later that year while acquiring a Master's of Education from Auburn in 1987.

Elsenrath, who turned 46 in July, is an active member in the American Football Coaches Association and has served on several committees in that role. He is married to the former Beth Calhoun of Sylvester, who earned both her undergraduate and Masters degrees in Education, with an emphasis in Behavior Disorders, from Valdosta State. The Elsenraths are the proud parents of twin sons, Andrew and Robert, who will turn five in November, as well as daughters Mary Day (3) and Clara Beth (1).




**The Elsenrath Family**  
 David, Beth, Andrew, Robert, Mary Day, Clara Beth



## JOE CAUTHEN

Defensive Coordinator / Linebackers Coach  
2nd year at Valdosta State  
Stephen F. Austin (1990)

Hailed as one of the top rising coaches on the defensive side of the ball, Joe Cauthen re-enforced that perception during his initial year as defensive coordinator and linebackers coach with Valdosta State.



Afterall, Cauthen directed a unit that finished 14th in the nation in scoring defense, as the Blazers surrendered 17.6 points per game, while VSU won its second national title. Cauthen's knowledge of the defensive side of the ball was no more evident than in the 2007 NCAA Championship game, where his scheme held Northwest Missouri State running back Xavier Omon, who had averaged 236 yards a game in three previous playoff contests, to just 63 yards on 27 carries, an average of 2.3 yards per carry.

Under Cauthen's tutelage, the Blazer defense ranked among the best in the nation in nearly every category, finishing in the Top 40, out of 144 total teams, in six of the seven categories that the NCAA ranks on an annual basis. Cauthen's aggressive, ball-hawking defensive approach helped VSU lead the nation in passes intercepted with 27 on the season while finishing second in turnovers gained with 40. Additionally, Valdosta State was 25th in passing efficiency defense (105.9) and 33rd in rushing defense (120.9 yards per game). Meanwhile, the Blazers just missed finishing in the top 40 in total defense as they claimed 45th after surrendering just 326.4 yards per game in their 14 contests.

Cauthen's ability to teach the game of football also helped several Blazers earn individual honors on the year. Two defensive players, safety Sherard Reynolds and linebacker William Montford, garnered All-America honors. Additionally, the duo was joined by cornerback Maurice Leggett and defensive end Travis Harrison on the All-Gulf South Conference team at the conclusion of the season.

Cauthen joined the Blazers after eight seasons with Texas A&M-Commerce, during which the Lions consistently ranked among the top defenses in the nation. A&M-Commerce led the Lone Star Conference and was ranked 23rd nationally in total defense in 2006 as the Lions compiled a 5-5 mark. Cauthen's defense surrendered just 258.3 yards per game, including 95.3 on the ground and 163.0 through the air. The Lions allowed just 15.1 points per game, 19th-best nationally, and were 24th in rushing defense.

The Lions were equally as impressive in 2005 as they again led the Lone Star Conference in total defense (318.9 yards a game), rushing defense (127.4 yards per game) and scoring defense (18.3 points an outing). A&M-Commerce was 47th nationally in total defense and 42nd in rushing defense while finishing 22nd in scoring defense. Additionally, under Cauthen's tutelage, Lion linebacker J.D. Hearn

led the nation in tackles in 2005 and earned eight national post-season awards.

During his seven seasons with the Lions, Cauthen coached six All-Americans, four Lone Star Conference linebackers of the year, three defensive linemen of the year, a defensive back of the year and 34 defensive players that earned All-Lone Star Conference at least once during their career.


Cauthen spent little time in establishing his mark on the Texas A&M-Commerce defense as in just his third year he directed a defense that ranked second in the league in total defense, first against the run, second against the pass and third in scoring defense. Two years later, his 2003 defense was fourth in the 15-team league in 41st nationally in total defense.

Cauthen joined the Lion staff in 1999 after two seasons at I-AA Stephen F. Austin. He began his tenure with SFA as a restricted earnings coach in 1997 before becoming full-time in 1998. He worked with the defensive line during his two seasons and aided the Lumberjacks to an 11-11 overall record. Cauthen's line was instrumental in Stephen F. Austin finishing the 1997 season ranked 21st in the nation in the final national poll.

Prior to Stephen F. Austin, Cauthen spent a season as defensive line coach at Trinity Valley Community College in Athens, Texas. He also worked with the special teams unit at TVCC and served as the school's strength and conditioning coach. He began his coaching career at Sherman High School in Sherman, Texas during the 1990 season and worked with the school for five seasons. In addition to teaching biology for the school, Cauthen worked with the freshman team his first year and as an assistant for the varsity squad from 1992 through 1995. Additionally, he served as an assistant for the school's baseball, power lifting and basketball programs. Cauthen's coaching was instrumental in leading both Trinity Valley and Sherman to post-season berths during his time with the schools.

Cauthen earned his Bachelor's in Health and Kinesiology with a minor in Biology from Stephen F. Austin in 1990. He also obtained a Master's in Sports Administration from the University of Texas-Tyler in 1997.

Cauthen is married to the former Karen Belson of Houston, Texas. The couple has three children, Brooklyn (14), Dakota (10) and Jackson (9)



**The Cauthen Family**

*Joe, Karen, Brooklyn, Dakota and Jackson*

## EARL CHAMBERS

Defensive Line Coach  
4th year at Valdosta State  
Georgia (1999)

Now in his fourth year as an assistant at Valdosta State, Earl Chambers has solidified himself as one of the top defensive line coaches in the country.

Chambers immediately made his mark on Valdosta State in 2005 as he aided both defensive ends on the squad to All-Gulf South Conference seasons. Under his tutelage, Tim Thompson earned first team All-GSC honors while Dedrick Morrison

was tabbed to the league's second team. Likewise, Chambers coached Travis Harrison to an All-GSC first team spot in 2006 and was integral in the Blazer defense setting a school record for fewest points and total yards allowed. He also served as Valdosta State's recruiting coordinator during his first two seasons and was instrumental in recruiting 2006 GSC Freshman of the Year Cedric Jones.

Chambers' experience and ability to teach the game of football was once again evident in 2007 as his unit was instrumental

in the Blazers winning the Division II national championship. His teaching helped Harrison earn second-team All-GSC honors during the year while the defensive line accounted for 23.5 of VSU's 38 sacks on the year while totaling 53 tackles for loss. Under Chambers' guidance, the young group, which featured eight freshman and two sophomore out of the 16 players to see time on the defensive line during the season, improved considerably over the course of the season and was instrumental in holding Northwest Missouri State's Xavier Omon, who was averaging 236 yards a game in the playoffs, to just 63 yards in the national title game.

Chambers, 32, joined the Valdosta State staff from the University of Georgia, where he spent five years as a graduate assistant. Chambers spent his first year on the Bulldog staff as a recruiting assistant, helping to evaluate position recruits as well as coordinating official visits. His final four seasons, Chambers served as an assistant with the UGA defensive staff and as video coordinator. His defensive duties involved Chambers with the defensive line and allowed him to coach the team's offensive and special teams scout players. He also worked as an academic mentor, assisting the Bulldogs as they worked towards their college degrees.

Georgia was 50-14 during Chambers' five seasons on the coaching staff and made bowl appearances all five years. The Bulldogs won the Southeastern Conference in 2002 and were the Sugar Bowl Champions that year while winning the SEC East title in 2003. UGA won the O'ahu Bowl his first season, the Capital One Bowl in 2003 and the Outback Bowl in his final year while appearing in the Music City Bowl in 2001. He coached three NFL first round draft picks in his five seasons with the school, including Jonathan Sullivan, Charles Grant and David Pollack.

Chambers' five years on the coaching staff at Georgia completed a 10-year run with the program, which also saw him star at strong safety from 1995 through 1999,

including a red-shirt year in 1996. He registered 41 tackles and four pass breakups his senior season and aided the Bulldogs to an Outback Bowl title that year. Overall,

UGA was 33-11 in his four years of action, including a 3-1 mark in bowl games.

In addition to his playing duties, Chambers served on the SEC Council, UGA Athletic Board and the Faculty Committee during the 1996-97 school year. He also served two years on Georgia's Student-Athlete Advisory Committee during his undergraduate years. Chambers graduated from UGA with a degree in psychology in 1999 and is currently working on his Master's in Sport Management.

Chambers was a standout athlete in high school, lettering in four sports and starting at both quarterback and defensive back for Banneker High School. He was named honorable mention All-State by both the Associated Press and by the Atlanta Journal Constitution as a senior.

A member of the American Football Coaches Association, Chambers is the father of two children, Eariona, 13, and Jordan, 2.



Earl Chambers

# BLAZER FOOTBALL

## BUSTER FAULKNER

Quarterbacks Coach  
2nd year at Valdosta State  
Valdosta State (2006)

Upon being named head coach in January of 2007, Blazer top man David Dean felt it important that he find a talented coach to teach the school's quarterbacks. After

all, Valdosta State has become known for the high caliber of quarterbacks that have worn the Red and Black. Three times a VSU quarterback has won the Harlon Hill Trophy, Division II's top honor, while finishing runner-up for the award a fourth time.

Dean found his man for the job when two weeks later he hired Buster Faulkner as the school's new quarterbacks coach.

Faulkner, 25, was a natural fit for the position of quarterbacks coach at Valdosta State as he returned to a school in which he had spent four of the last six years with, either as a player or coach.

Faulkner began his VSU career in 2001, backing up Harlon Hill trophy winner Dusty Bonner. Faulkner played in 10 of the Blazers' 13 games during his initial season in the Red and Black, completing 38-

of-52 passes for 307 yards and three touchdowns. He assumed the starting role in 2002 and went on to be named to the All-Gulf South Conference team at the conclusion of the season. He was successful on 65.0 percent of his passing attempts during his sophomore season, completing 327-of-503 passing attempts, and threw 41 touchdowns against just 17 interceptions. Faulkner, who threw for 3,826 yards during the season, led Valdosta State to a 14-1 record, including wins in the first 14 games of the year, and a showing in the Division II national championship game.

Faulkner returned to the Blazers in 2003, serving as team captain and helped the squad to a 10-2 record and the school's fourth straight trip to an NCAA regional. He played in six games that season, completing 16-of-38 passes for 80 yards. He totaled 4,213 yards passing, sixth-best in school history, during his three years with Valdosta State and threw 44 touchdowns against just 18 interceptions.

Faulkner left Valdosta State in 2004 and earned a scholarship at Division II Texas A&M-Commerce. He led the Lions to a 4-6 record during the season and set seven single game and single season passing records. He completed 268-of-409 passes on the season while throwing for 2,861 yards and 16 touchdowns.

Upon completing his eligibility at TAMC, Faulkner returned to Valdosta State in 2005, serving as a student assistant coach while finishing work on his undergraduate degree. He assisted former Blazer head coach Chris Hatcher with the VSU quarterbacks that season and was in charge of signaling all offensive plays to quarterbacks during the game. He also worked with the school's junior varsity



squad and served as the team's offensive coordinator.

Faulkner once again departed Valdosta State in January of 2006, as he moved to Athens to become a graduate assistant for the University of Georgia football program. Faulkner worked with both the offensive line and quarterbacks during his one year with the Bulldogs, including assisting quarterbacks coach and current UGA offensive coordinator Mike Bobo in the coaches' box on game days.

Faulkner earned a Bachelor's of Art in History from Valdosta State in January of 2006. In high school, he led Parkview to a Georgia AAAAA state championship. He is married to the former Tia Godsey of Lilburn, Ga. The couple has one child, son Harrison, who was born in June of 2007.



**The Faulkner Family**  
Buster, Tia and Harrison



## MAURICE LINGUIST

Secondary / Special Teams Coach  
1st year at Valdosta State  
Baylor (2006)

Beginning his first season at Valdosta State, Maurice Linguist brings a wealth of knowledge to the Blazer coaching staff, where he will work with the VSU secondary and special teams units. After all, although just in his second year of as a collegiate coach, Linguist has already proven his skill in teaching the game of football while also being able to draw upon his experience as a former standout at Baylor University in Waco, Texas.

Linguist began his coaching career as a student assistant in the secondary at Baylor during the 2007 season. He worked with the Baylor's strong safety and rover positions during the 2007 schedule and assisted with the defensive game planning of BU's opponents. Linguist ability to teach his position was evident in the fact that four of his players ranked among the top eight on the Bear squad in tackles and his unit was responsible for 10 of Baylor's 19 turnovers forced during the year. Linguist's skill in teaching the game of football was also apparent in personal honors as his tutelage aided sophomore free safety Jordan Lake to receive second-team All-Big 12 honors while rover Jake La Mar received honorable mention honors from the conference.




Linguist starred for Baylor between 2003 and 2006, during which he played in 42 games and made 24 starts. He made 183 career tackles during his playing career, including 19.0 tackles for loss and 3.0 sacks. He also broke up 10 passes while intercepting three passes and recovering three fumbles. Linguist was particularly impressive his senior year with the Bears as he finished the season third on the squad in tackles with 71 while starting all 12 games. He tallied 7.5 tackles for loss on the season and broke up two passes while forcing two fumbles. Linguist was named the team's defensive Most Valuable Player following the season while also earning honorable mention All-Big 12.

Linguist also starred off the field for the Bears as he was a member of the Big 12 Commissioner's Honor Roll in 2004, 2005 and 2006 and was named to the Big 12 All-Academic team as a senior. He was also selected to the 2006 Big 12 Good Works

team for his community service and academic success and received the 2007 Big 12/Chick-Fil-A Community of Champions Award for community service and academic accomplishments.

Prior to Baylor, Linguist starred for Mesquite High School in Mesquite, Texas during his prep career. He served as a captain for the Skeeters' 15-0 Texas 5A state championship squad in 2001.

Linguist earned a Bachelor's of Arts and Science in the field of Communication Specialist from Baylor in August 2006 before also completing work on a Master's of Science in Education in the field of Sport Management from the school in December 2007. He served as co-President of the Baylor Student-Athlete Advisory Committee during the 2005-2006 school year while also serving as President of the Chi Delta Delta chapter of Omega Psi Phi fraternity during the same year.



Maurice Linguist



# BLAZER FOOTBALL



**TYLER AURANDT**  
Offensive Assistant  
2nd year at Valdosta State  
Valdosta State (2006)

Now in his second year as an offensive graduate assistant with the Blazer football program, Tyler Aurandt is fully aware of the rigors involved with being involved with one of Division II's premiere football programs.



After all, Aurandt is now in his sixth year overall with the Blazer program after serving as a receiver for four years on the VSU squad. The Atlanta, Ga. native caught 86 passes, including one for a touchdown, for 718 yards during his Blazer career. His best season came as a senior in 2006 when he was second on the team with 43 receptions and hauled in his only career touchdown. He played in 31 of a possible 48 games during his four years in the Red and Black.

Aurandt assisted with coaching the Blazer receiving corps during his initial season as a graduate assistant in 2007, during which Cedric Jones earned All-


America status while catching 102 passes.



**SETH BOYETTE**  
Offensive Assistant  
1st year at Valdosta State  
Valdosta State (2006)

Entering his fifth year with the Valdosta State football program, Seth Boyette takes on new duties in 2008 as he begins his first year as an offensive graduate assistant for

the Blazers.



Boyette has spent the last four seasons as the VSU video coordinator, duties he will continue to fill in the coming year. As the video coordinator, Boyette was responsible for all game and practice filming and served as VSU's game tape exchange coordinator. He was also responsible for all player highlight film requests from the NFL and other professional football leagues. Boyette worked with both of VSU's national championship squads as the head of the video department.

Boyette's playing career consisted of a four-year letterwinner career at Bainbridge High in Bainbridge, Ga. He played both center and nose guard for the Bearcats

and served as a captain for BHS's 2002 state playoff team.



**RYAN MCNAMARA**  
Defensive Assistant  
2nd year at Valdosta State  
Florida (2005)

Now in his second year as an defensive graduate assistant with the Blazer football program, Ryan McNamara has proven to be a valuable asset to the VSU defensive

coaching staff.

McNamara worked with VSU's secondary and special teams units during the 2007 national championship season, aiding a unit that recorded 23 interceptions during the season.

McNamara came to Valdosta State after spending 18 months with Electronic Arts, where he worked on the Madden NFL football game platform. He earned a Bachelor's of Science degree in Management from the University of Florida in December 2005, needing just three and a half years to finish his degree requirements.



**PAUL STREAKER**  
Offensive Assistant  
2nd year at Valdosta State  
Valdosta State (2006)

Paul Streaker begins his first year as a graduate assistant for the Blazers after spending last year as a student assistant for the squad.

Streaker began his VSU career as an offensive lineman for the Blazers and saw action in 22 games as a center during his freshman and sophomore years. He started all 10 contests he saw action in during the 2005 season before having his career ended by an injury prior to the 2006 year.

Streaker was a four-year letterwinner at Fort Walton Beach High in Fort Walton Beach, Fla. He earned All-State honors three times while also leading the Vikings to three state playoff appearances.



**WILL WEAVER**  
Defensive Assistant  
2nd year at Valdosta State  
Valdosta State (2006)

Now in his second season as a graduate assistant coach with the Blazers, Will Weaver is entering his fourth year overall with the Blazers after spending two seasons as the teams deep snapper in 2005 and 2006.

Weaver played in all 22 games during his two years with the Blazers after transferring to the school from Itawamba Community College in Tupelo, Miss.

Weaver worked with the Blazers' defensive line and special teams units during his initial season as an assistant. Under his tutelage, freshman deep snapper Joey Farmer recorded just one bad snap on 146 attempts while the Blazer punt squad ranked first in the Gulf South Conference and 10th nationally. Likewise, Zac Williams was second in the GSC in both field goal and point after percentage.






## MICHAEL DOSCHER

Head Strength and Conditioning Coach  
13th year at Valdosta State  
Springfield (1992)

The Jessie Tuggle Strength and Fitness Complex is an important part of the total athletic program at Valdosta State, but it is especially critical to the football program.

Named for former VSU all-America and former Atlanta Falcon all-pro linebacker Jessie Tuggle, whose \$25,000 gift in 1992 endowed a football scholarship, the complex is a busy place year-round as various teams are put through a vigorous off-season program by strength and conditioning coaches.



The Blazer football off-season program provides a great opportunity for players to make progress in many athletic areas. The primary goal is to develop foot speed and quickness, along with focusing on explosive power, which is achieved through weight training four days a week.


Strength gains have been impressive across the board, and what the young Blazers have accomplished under the watchful eye of speed/strength and conditioning coach Michael Doscher in the weight room and on the practice field will stand them in good stead when they report for fall practice in August.

Doscher, who is widely recognized as one of the best strength and conditioning coaches in the United States, is a key player in the total athletic program, and nobody is more aware of his value than Dean and the rest of the football staff. Under Doscher's guidance in the weight room, the Blazers have twice won the NCAA Division II national title. He has been honored for his work on several occasions, including in 2005 when he was named the national College Strength and Conditioning Professional-of-the-Year by the National Strength and Conditioning Association. He followed that by being named the Samson NCAA Division II Strength and Conditioning Coach-of-the-Year by American Football Weekly in 2007 and was also chosen to speak by the National Strength and Conditioning Association in China on assessing and testing athletes.

The weight training complex has been improved in recent years both cosmetically and with the most up-to-date equipment which has transformed it into a state of the art facility for Doscher to work his magic with VSU's 400 student-athletes.

Doscher, who joined the Blazer athletic family in 1996, received his undergraduate degree from Springfield College and his master's degree from Mississippi State University. He gained experience as an intern at Boston College and an assistant at Nevada-Las Vegas and Mississippi State. He stays on the cutting edge of strength and conditioning techniques, attending clinics throughout the country both as a presenter and participant and has been honored by the National Strength and Conditioning Association for his efforts and dedication. Additionally, Doscher is assisted by a pair of graduate assistant coaches in Andrew Althoff and Adam Banwarth.

Doscher is married, and he and his wife Teresa have two children, Dustin, 8, and Cassie, 6.



Andrew Althoff



Adam Banwarth



The Doscher Family  
Michael, Teresa, Dustin and Cassie

**RUSS HOFF**

Head Athletic Trainer / Director of Sports Medicine  
12th year at Valdosta State  
Ohio University (1985)

The athletic training staff at Valdosta State, under the direction of head athletic trainer Russ Hoff, who was honored in 2004 as Division II's Athletic Trainer of the Year,

provides the athletic training personnel and expertise for the 11 intercollegiate sports. Hoff, who came on board in August 1997 after serving in a similar capacity at Capital (Ohio) University for 10 years, oversees a staff which includes four other certified athletic trainers -- Lori Howard, Stacey Walters, Caren Walls and Chuck Conner -- graduate assistants and a host of athletic training students who work the various sports during their seasons.

The Athletic Training major is offered by the Department of Kinesiology and




Physical Education within the College of Education, and admission is based on academic achievement, course work, related experiences and recommendations. The first two years consist of coursework in the college core curriculum along with background courses appropriate to the major. The second

two years incorporate the professional sequence of coursework in the areas of injury assessment, therapeutic exercise, advanced anatomy, biomechanics, kinesiology and sport physiology.


It is during the second two years that the student becomes actively involved in the laboratory experiences in the athletic training room and on the athletic fields and courts. All of these experiences are under the direct supervision of the certified athletic trainers.

In addition to the athletic training staff, Valdosta State athletics is "taken care of" by Dr. Ben Hogan, a local physician specializing in sports medicine, and by team physician Dr. Kurt Jacobson and members of his staff from the world famous Hughston Sports Medicine Clinic in Columbus, which has a full service clinic in Valdosta located between VSU's two campuses.

Hoff is married and he and his wife, Julie, have three children, Sam (18), Margaret (16) and Henry (12).



## VSU ATHLETIC TRAINING STAFF



**Chuck Conner**  
*Athletic Trainer*



**Lori Howard**  
*Athletic Trainer*



**Dr. Kurt Jacobson**  
*Team Physician*



**Caren Walls**  
*Athletic Trainer*



**Stacey Walters**  
*Athletic Trainer*



**The Hoff Family**  
*Russ, Julie, Sam, Margaret and Henry*

# BLAZER FOOTBALL

## BLAZER PRIDE

Blazer Pride is an organization chartered by the Valdosta State Student Government to serve as the official Ambassadors for the VSU Athletic Program. The organization is given the mandate of assisting all VSU Athletic Teams in campus visits and in game day operations.



## ATHLETIC SUPPORT STAFF



**Chuck Carson**  
*Ticketing and Game  
Operations Manager*



**Whit Chappell**  
*Director, Athletic  
Advancement*



**Frank Dykes**  
*Head Equipment  
Manager*



**Kelli Fields**  
*Red Hots Coach*



**Tom Hughes**  
*Director, Marketing and  
Athletic Sales*




**Matt Malone**  
*Public Address  
Announcer*



**Shawn Reed**  
*Sports Information  
Director*



**Dante Tennant**  
*Cheerleading Coach*



**Bobby Tucker**  
*Compliance Director /  
Faculty Athletic Rep*



**Mickey Woods**  
*Travel and Field  
Maintenance*



**THE 2008 BLAZERS**

*2007 National Champions*

# BLAZER FOOTBALL

## NEW FACES SEEK TO LEAD BLAZERS TO TITLE DEFENSE

Just months after reaching the pinnacle of the NCAA Division II football world by winning its second national championship, the Valdosta State football program enters the 2008 season with high hopes and high expectations. While the hopes and expectations are not with warrant, the Blazers also face a great deal of questions and uncertainty as for the second year in a row the program faces a great deal of change and turnover.

Unlike the 2007 uncertainty, which centered on a change in coaching staff that saw just two former coaches remain with the program, the 2008 questions center around the players that will take the field for VSU in the coming season. After all, VSU lost 14 starters and 23 letterwinners off of a team that compiled a 13-1 record during its national championship run, including eight starters off of a vaunted offense that accounted for almost 39 points per game.

However, as with any collegiate program, such losses are expected and planned for and Blazer head coach David Dean feels the returning players are no less talented than those that departed his program at the conclusion of the 2007 season.

"We are still very athletic and have a lot of speed at the skill positions," said Dean prior to the season. "The only difference in what we have back and what we lost is the players that are returning don't have the starting experience. That's not to say they aren't experienced because we rolled a lot of guys in and out of the line-up during games last year. Additionally, our team chemistry is a major strength for us. We don't have any guys out there playing for themselves, they are all playing for each other."

### THE OFFENSIVE LINE

As mentioned earlier, Dean's top priority for the upcoming season is to fill the eight starting holes left on his offensive unit. The departures affected every position, hitting perhaps most heavily on the offensive line where four of the five starters exhausted their eligibility.

"We have a lot to replace on the offensive line, both in the terms of personnel and experience," added Dean. "We lost four starters that had played in a lot of games. However, we used 10 guys on the offensive line last year so the guys coming back have the experience needed to succeed. They just have to mesh into a single unit."

Senior tackle Davis Nell leads the returning players after starting 13 games a year ago. Nell has played in 22 games over the course of his last three years and graded out at 70% percent last season while registering 16 cut blocks. He will be joined at the starting tackle position by fellow senior Quentin Rainey, who played in 13 contests last season after transferring from St. Augustine the previous summer.

Seniors will also fill two of the remaining three positions as Adam Hollingsworth, who saw action at both guard and center in 2007, is slated to take over

the center position in the coming year while Decaris Leeks, who has played in 31 games and made six starts the last three seasons, will handle one of the guard positions. Sophomore Kyle Fox, who saw action in all 14 games as a red-shirt freshman last year, will occupy the final starting position.

### THE QUARTERBACK

One of the most closely watched battles for playing time entering the 2008 season will be the role of starting quarterback for the Blazers. Senior Tucker Pruitt, who served as the top back-up in 2007 and has played 18 career games, will enter pre-season camp as the starter after winning the position during spring drills. Pruitt completed 18-of-29 passes last season for 227 yards and a touchdown while also gaining 183 yards and two touchdowns on 22 carries. He will be pushed by sophomore Russ Callaway, who played in nine games and completed three-of-four passes last year as well as red-shirt freshman Chris Hart.

"Tucker won the job coming out of the spring," Dean commented. "He is natural leader and has good knowledge of our system. He has plenty of experience but no starting experience so he will have to be able to make the transition from being a reliable back-up to leading the squad if he wins the position come August."

"Russ was our most improved player during spring drills and will also vie for the job. Chris Hart is a special athlete who has the ability to air the ball out and to hurt teams with his legs. He has a very strong arm and is very hard to tackle in the open field. However, he missed a lot of time during the spring due to class conflicts. He has a chance to be one of our best ever, but has a lot of learning still to do. This will be a very interesting battle come summer camp."

### THE RUNNING BACKS

The Blazer rushing attack showed just how powerful it can be during the 2007 season as the VSU backs accumulated more than 2,300 yards on the ground. Dean will look to a new set of ball carriers to lead the way in 2008 as his top two rushers and his top two blockers from a year ago are no longer with the team, but the incoming talent appears more than capable of picking up where the departed players left off.

The top returning rusher is sophomore Ronny Nelson, who saw action in all 14 games and made seven starts, more than any other Blazer running back, in 2007. Nelson athletic ability made him an invaluable addition to the Valdosta State roster last year as he carried the ball 64 times for 339 yards and four touchdowns while also catching 21 passes for 140 yards, which places him second among the returning VSU receivers. Likewise, the Albany, Ga. native, who began his career as a quarterback, also completed both passes he threw on the season, including a 14-yard scoring strike in the national cham-

ionship game.

Three newcomers, two freshmen and a transfer, will push Nelson for playing time at the A-back position. Mike Brown red-shirted in 2007 and is the fastest of the returning players while Franklin Jones impressed during the spring practices and will also push for time. Likewise, senior Markus Manson, who played the last three seasons at Florida, will join the mix in time for summer drills and must be considered one of the favorites for the starting position.

### THE WIDE RECEIVERS


Any time that a team such as Valdosta State, which relies so heavily on its receiving corps, loses four out of its top five leaders in receptions in one season, it causes some concern for the upcoming season. However, in the case of the 2008 Blazers, it is more important to look at what is coming back instead of what was lost. After an All-America season in which he recorded the second-most catches in a single season in VSU history, Cedric Jones will once again be VSU's go-to player in 2008. Jones' 102 receptions in 2007 were just three fewer than the total of the next three Blazers combined and, when tallied with the 66 passes he caught as a freshman, left him just 79 shy of the Valdosta State career record.

"Cedric is as good a receiver as I have ever seen," said Dean. "He earns all the accolades he has received as he is such hard worker. Whenever you get someone with his talent that has the work ethic that he has, you are going to see special things happen on the football field."

Looking to ease the defensive attention that Jones will face in 2008 will be a mixture of returning and new faces. Cedric Evans backed-up Jones in 2007, but will move across the field to fill one of the empty starting positions in the coming year. Meanwhile R.J. Bastone and Jackson Dean, who proved to be reliable additions to a veteran receiving corps last year, will see increased time this season. Added



Roger King



**Mark Sibenaller**

to the mix will be a pair of senior transfers in Chris Fultcher and Albert Dukes. Fultcher, who stands 6'4 and 250 pounds, will mainly line-up at the tight end position, but also has the speed to move outside to a receiver position while Dukes, who began his career at Ohio State, brings a great deal of speed.

## THE DEFENSIVE LINE

After turning in a dominating performance during the 2007 national championship game, the Valdosta State defensive line returns a great deal of experience and size for the upcoming season. Three starters return on the line, including both tackles in the form of Jermel Daniels and Demario Jones. The duo poses an interesting problem for opposing offenses in terms of rush and pass blocking as Daniels, who tallied 43 tackles last season and has played in 25 career games, stands 6-foot-3 and 310 pounds while Jones, who started 11 of 14 games as a freshman last year, is 5-foot-10 and 312 pounds. They are joined by returning starting defensive end Melvin Black, who has registered 22 tackles in 20 games his first two years, as well as senior Mark Sibenaller, who saw time at both the end and tackle positions last year.

"Jermel and Demario had great seasons last year," Dean continued. "They cause defenses a lot of problems in that they tend to tie up both offensive guards and the center, which frees up one of our linebackers. Meanwhile, Melvin has great speed at the end position and is a very good pass rusher. He can really cause havoc in the backfield."

## THE LINEBACKERS

Despite losing two starters from a year ago, including the leader of the Blazer defensive unit, the Valdosta State linebacking corps welcomes back a group of experienced players for the 2008 season. Headlining the group will be senior Lavarus Dollar, who has seen action at both defensive end and linebacker while playing in 34 games during his three-year career. Dollar has tallied at least 45 tackles in

each of his three seasons and had a career-high 6.0 tackles for loss last season. He will be joined by sophomore Larry Dean, who started 11 games and had 71 tackles as a red-shirt freshman last season, as well as sophomore Japree Miles, who played in 10 games and had 16 tackles as a true freshman last season. Senior Sean Weathers, who is also a standout on special teams, adds much needed depth to the position.

"We are very athletic at the linebacker position," said Dean. "Larry Dean returns as a starter after having a very good freshman year and Japree Miles also gained some valuable experience a year ago. Lavarus Dollar brings a lot of speed to either the linebacker or defensive end position. He is a very valuable tool for our defensive coaches as he can create havoc in pass rushing. We can move him around and give offenses different looks using the same personnel, which can cause confusion for opposing offenses."

## THE SECONDARY

The Valdosta State secondary will be a mix of old and new in 2008 as both starting safeties return while both starting cornerbacks will be new. However, despite the new starters, the secondary looks to be a strength of the squad as seniors will man three of the four starting positions.

Leading the group will be two-time All-America selection Sherard Reynolds, who has finished second on the squad in tackles in each of the last two seasons. Reynolds, who led VSU in receiving as a freshman in 2005 before moving to safety the next season, has tallied 172 tackles and 10 interceptions the last two years. Reynolds also has a nose for the end zone as he has scored in four different ways during his Blazer career – seven times on receptions, twice on punt returns, once on a fumble return and once on an interception return. Hard-hitting Everett Kitchens, who tallied 75 tackles last year after having 63 as a sophomore in 2006, will man the other safety position. Kitchens, who has four career interceptions, has proven to be an instrumental as a run-stopper for the Blazers during his career.

At the corner positions, senior Roger King, who played in 13 games last season, will fill one starting role while sophomore Chris Grant and junior Carlos Anderson will jockey for the other. King's athleticism and speed made him a valuable asset to the Blazer secondary and special teams units in 2007 while Grant saw action in 13 games as a true freshman last year. Anderson has played in all 24 games during his VSU career and has 49 career tackles.

"If there is a big play on the VSU defense, you can bet that Sherard Reynolds is in on it," Dean continued. "He has a nose for the ball and always seems to be in the vicinity when a play is made. He may be stripping the ball on one play, scooping up a fumble on another and intercepting a pass on the next drive. Everett is a very physical player that provides us a presence, both on passing plays and rushing plays. Roger is our most athletic corner and will help us fill the void created by our two departed starting cornerbacks. Chris and

Carlos continue to improve and will push each other for the other starting position."

## THE SPECIAL TEAMS


When asked what part of the game can turn the momentum of a game the quickest, Blazer head coach David Dean is quick to respond.

"Special teams, no doubt about," he says. "One big play on special teams can turn a game faster than anything. Whether it a big return or a block on a kick, it energizes the whole team and that is why we put such pride into our special teams units. There are three phases to every game – offense, defense and special teams. Whoever can win two of those three areas is usually going to win the game. At Valdosta State, we probably put more emphasis on practicing special teams play than anyone in the country because we know if we win special teams, we only have to win one other phase."

Special teams will again play a large part in VSU's success in 2008 as Dean and his staff look to replace many of the key members that have made the Blazer's successful over the last couple of years. The placekicking game returns the most experience as Zac Williams returns for a senior season after being successful on 21-of-30 field goals and 107-of-114 extra point attempts the last two seasons. He will be joined by sophomore deep snapper Joey Farmer, who had just one bad snap among his 146 as a freshman a year ago.

Williams and red-shirt freshman Devin Sabina will push each other to handle the kickoff duties for the Blazers while another red-shirt freshman, Jack Fulford, is currently slated to handle the punting duties. Meanwhile, Reynolds, Cedric Jones and King provide a powerful presence on the VSU kickoff and punt return units.

"We lost a lot on our punt block and punt coverage teams," Dean concluded. "We have to have some guys step up and fill those voids because that is such a key part of our team."



**Everett Kitchens**

# BLAZER FOOTBALL

## 2008 VALDOSTA STATE ALPHABETICAL ROSTER

No.	Name	Pos.	Height	Weight	Yr.	Hometown (Previous School)
24	Carlos Anderson	CB	5-7	180	Jr.	Birmingham, Ala. (Spain Park)
83	R.J. Bastone	WR	5-9	173	Jr.	Suwanee, Ga. (North Gwinnett)
48	Steve Betros	LB	5-11	210	Jr.	Jacksonville, Fla. (Trinity Christian)
97	Melvin Black	DE	6-3	220	Jr.	Apopka, Fla. (Apopka)
99	Bubba Boatwright	DE	5-10	248	Fr.	Buford, Ga. (Gainesville)
35	Josh Brown	DE	6-0	210	So.	West Palm Beach, Fla. (Colquitt County)
25	Mike Brown	RB	5-5	154	Fr.	Bainbridge, Ga. (Bainbridge)
45	Brian Buford	LB	5-8	187	Fr.	Warner Robins, Ga. (Warner Robins)
46	Dan Burdette	FB	5-8	189	So.	Forsyth, Ga. (Mary Parsons)
26	Kip Burdette	DB	5-10	175	Sr.	Forsyth, Ga. (Mary Parsons)
81	Kendall Burton	WR	5-10	182	Fr.	Stone Mountain, Ga. (Redon)
5	Russ Callaway	QB	5-11	185	So.	Athens, Ga. (Oconee County)
96	Schneider Cineus	DE	6-3	220	So.	Miami, Fla. (Miami Edison)
40	Keice Crite	LB	5-11	228	Fr.	Lincolnton, Ga. (Lincoln County)
9	P.J. Curbeam	WR	6-0	170	Sr.	Ocala, Fla. (Webber International)
62	Jermel Daniels	DT	6-3	310	Sr.	Thomasville, Ga. (Thomas County Central)
84	Jackson Dean	WR	5-10	200	So.	Loganville, Ga. (South Gwinnett)
32	Larry Dean	LB	5-10	202	So.	Tifton, Ga. (Tift County)
44	Lavarus Dollar	LB	6-2	226	Sr.	Dublin, Ga. (Dublin)
16	Albert Dukes	WR	6-1	194	Sr.	Belle Glade, Fla. (Ohio State)
1	Cedric Evans	WR	5-11	179	Sr.	Miami, Fla. (Hibbing CC)
54	Joey Farmer	LS	5-11	216	So.	Blackshear, Ga. (Wayne County)
52	DeMarcus Flanagan	LB	6-0	245	Jr.	College Park, Ga. (Citrus College)
74	Kyle Fox	OG	6-2	305	So.	Madison, Fla. (Madison County)
39	Jack Fulford	P	5-10	203	Fr.	Waycross, Ga. (Ware County)
15	Chris Fultcher	TE	6-4	250	Sr.	Santa Clara, Calif. (Portland State)
37	Evan Gilles	RB	6-1	212	Fr.	Suwanee, Ga. (North Gwinnett)
20	Chris Grant	CB	6-1	185	So.	Snellville, Ga. (South Gwinnett)
77	Edward Gregory	DT	6-1	250	Jr.	Fairburn, Ga. (Sandy Creek)
7	Chris Hart	QB	6-4	195	Fr.	Bradenton, Ga. (Southeast Bradenton)
63	Lance Helton	OG	6-5	294	So.	Wrightsville, Ga. (Ball State)
50	Cecil Hill	LB	5-11	200	Fr.	Lithonia, Ga. (Martin Luther King)
55	Adam Hollingsworth	OG/C	6-1	287	Sr.	McKinney, Texas (Blinn College)
91	Tymon Hudson	DE	6-2	228	Fr.	Rome, Ga. (Rome)
8	Cedric Jones	WR	6-0	180	Jr.	Waycross, Ga. (Troy)
92	Demario Jones	DT	5-10	312	So.	Jacksonville, Fla. (Raines)
28	Franklin Jones	RB	5-7	181	Fr.	Lincolnton, Ga. (Lincoln County)
69	Tyler Josey	DE	6-1	252	Fr.	Dublin, Ga. (Dublin)
23	P.J. Katz	WR	5-9	158	Jr.	Lawrenceville, Ga. (Brookwood)
2	Roger King	CB	5-6	176	Sr.	Fort Valley, Ga. (Georgia Military)
31	Everett Kitchens	SS	6-0	172	Sr.	Powder Springs, Ga. (McEachern)
66	Decaris Leeks	OG	6-3	285	Sr.	Cairo, Ga. (Cairo)
89	Chris Lewis	DL	6-3	235	So.	Zebulon, Ga. (Pike County)
14	Markus Manson	RB	6-1	215	Gr.	Tuscaloosa, Ala. (Florida)
67	Matt McDaniel	OL	6-2	274	Fr.	Waynesboro, Ga. (Edmund Burke Academy)
38	Japree Miles	LB	6-0	185	So.	Quitman, Ga. (Brooks County)
30	Tripp Mould	RB	5-7	204	Jr.	Austell, Ga. (Pebblebrook)
65	Davis Nall	OT	6-3	270	Sr.	Duluth, Ga. (Buford)
3	Ronny Nelson	RB	5-10	175	So.	Albany, Ga. (Daugherty)
13	Doug Pilcher	QB	6-1	188	Jr.	Thomasville, Ga. (Thomas County Central)
12	Tucker Pruitt	QB	6-0	180	Sr.	Fitzgerald, Ga. (Fitzgerald)
75	Quentin Rainey	OT	6-6	355	Sr.	Winter Park, Fla. (St. Augustine)
34	Jeremy Reynolds	FS	5-10	177	Fr.	Cuthbert, Ga. (Randolph-Clay)
10	Sherard Reynolds	FS	5-10	175	Sr.	Moultrie, Ga. (Colquitt County)
82	Colin Roper	WR	5-11	200	Sr.	McDonough, Ga. (Shaw)
94	Mark Sibenaller	DT	6-3	245	Sr.	Cumming, Ga. (Tusculum)
4	Eric Sledge	WR	5-11	195	Jr.	Apopka, Fla. (Florida)
70	Darius Smith	DL	5-11	284	Fr.	Lawrenceville, Ga. (Peachtree Ridge)
42	Dudley Spence	LB	5-11	170	So.	Madison, Ga. (Morgan County)
93	Caleb St. Louis	DT	6-3	274	So.	Bethlehem, Ga. (Southeastern Louisiana)
85	Tony Tanner	WR	5-11	190	So.	Waycross, Ga. (Ware County)
90	Bryant Thorpe	DT	6-1	258	So.	Chester, S.C. (Chester)
68	Bubba Turner	OL	6-2	299	Jr.	Brunswick, Ga. (Brunswick)
43	Sean Weathers	LB	5-11	183	Sr.	Bonita Springs, Fla. (Southwest Minnesota St.)
49	Chris Welborn	DB	5-9	168	So.	Lawrenceville, Ga. (Collins Hill)
57	Dante Wells	OG	6-1	283	Fr.	Rome, Ga. (Rome)
33	Fabian Whyly	LB	6-1	230	Sr.	Orlando, Fla. (Edgewater)
6	Eric Williams	SS	5-11	181	Sr.	Valdosta, Ga. (Valdosta)
41	Zac Williams	K	6-0	170	Sr.	Canton, Ga. (Woodstock)
64	Britt Wilson	DE	6-3	200	So.	Tifton, Ga. (Tift County)



# BLAZER FOOTBALL

## 2008 VALDOSTA STATE NUMERICAL ROSTER

No.	Name	Pos.	Height	Weight	Yr.	Hometown (Previous School)
1	Cedric Evans	WR	5-11	179	Sr.	Miami, Fla. (Hibbing CC)
2	Roger King	CB	5-6	176	Sr.	Fort Valley, Ga. (Georgia Military)
3	Ronnye Nelson	RB	5-10	175	So.	Albany, Ga. (Daugherty)
4	Eric Sledge	WR	5-11	195	Jr.	Apopka, Fla. (Florida)
5	Russ Callaway	QB	5-11	185	So.	Athens, Ga. (Oconee County)
6	Eric Williams	SS	5-11	181	Sr.	Valdosta, Ga. (Valdosta)
7	Chris Hart	QB	6-4	195	Fr.	Bradenton, Ga. (Southeast Bradenton)
8	Cedric Jones	WR	6-0	180	Jr.	Waycross, Ga. (Ware County)
9	P.J. Curbeam	WR	6-0	170	Sr.	Ocala, Fla. (Webber International)
10	Sherard Reynolds	FS	5-10	175	Sr.	Moultrie, Ga. (Colquitt County)
12	Tucker Pruitt	QB	6-0	180	Sr.	Fitzgerald, Ga. (Fitzgerald)
13	Doug Pilcher	QB	6-1	188	Jr.	Thomasville, Ga. (Thomas County Central)
14	Markus Manson	RB	6-1	215	Gr.	Tuscaloosa, Ala. (Florida)
15	Chris Fultcher	TE	6-4	250	Sr.	Santa Clara, Calif. (Portland State)
16	Albert Dukes	WR	6-1	194	Sr.	Belle Glade, Fla. (Ohio State)
20	Chris Grant	CB	6-1	185	So.	Snellville, Ga. (South Gwinnett)
23	P.J. Katz	WR	5-9	158	Jr.	Lawrenceville, Ga. (Brookwood)
24	Carlos Anderson	CB	5-7	180	Jr.	Birmingham, Ala. (Spain Park)
25	Mike Brown	RB	5-5	154	Fr.	Bainbridge, Ga. (Bainbridge)
26	Kip Burdette	DB	5-10	175	Sr.	Forsyth, Ga. (Mary Persons)
28	Franklin Jones	RB	5-7	181	Fr.	Lincolnton, Ga. (Lincoln County)
30	Tripp Mould	RB	5-7	204	Jr.	Austell, Ga. (Pebblebrook)
31	Everett Kitchens	SS	6-0	172	Sr.	Powder Springs, Ga. (McEachern)
32	Larry Dean	LB	5-10	202	So.	Tifton, Ga. (Tift County)
33	Fabian Whyllly	LB	6-1	230	Sr.	Orlando, Fla. (Edgewater)
34	Jeremy Reynolds	FS	5-10	177	Fr.	Cuthbert, Ga. (Randolph-Clay)
35	Josh Brown	DE	6-0	210	So.	West Palm Beach, Fla. (Colquitt County)
37	Evan Gilles	RB	6-1	212	Fr.	Suwanee, Ga. (North Gwinnett)
38	Japree Miles	LB	6-0	185	So.	Quitman, Ga. (Brooks County)
39	Jack Fulford	P	5-10	203	Fr.	Waycross, Ga. (Ware County)
40	Keice Crite	LB	5-11	228	Fr.	Lincolnton, Ga. (Lincoln County)
41	Zac Williams	K	6-0	170	Sr.	Canton, Ga. (Woodstock)
42	Dudley Spence	LB	5-11	170	So.	Madison, Ga. (Morgan County)
43	Sean Weathers	LB	5-11	183	Sr.	Bonita Springs, Fla. (Southwest Minnesota St.)
44	Lavarus Dollar	LB	6-2	226	Sr.	Dublin, Ga. (Dublin)
45	Brian Buford	LB	5-8	187	Fr.	Warner Robins, Ga. (Warner Robins)
46	Dan Burdette	FB	5-8	189	So.	Forsyth, Ga. (Mary Parsons)
48	Steve Betros	LB	5-11	210	Jr.	Jacksonville, Fla. (Trinity Christian)
49	Chris Welborn	DB	5-9	168	So.	Lawrenceville, Ga. (Collins Hill)
50	Cecil Hill	LB	5-11	200	Fr.	Lithonia, Ga. (Martin Luther King)
52	DeMarcus Flanagan	LB	6-0	245	Jr.	College Park, Ga. (Citrus College)
54	Joey Farmer	LS	5-11	216	So.	Blackshear, Ga. (Wayne County)
55	Adam Hollingsworth	OG/C	6-1	287	Sr.	McKinney, Texas (Blinn College)
57	Dante Wells	OG	6-1	283	Fr.	Rome, Ga. (Rome)
62	Jermel Daniels	DT	6-3	310	Sr.	Thomasville, Ga. (Thomas County Central)
63	Lance Helton	OG	6-5	294	So.	Wrightsville, Ga. (Ball State)
64	Britt Wilson	DE	6-3	200	So.	Tifton, Ga. (Tift County)
65	Davis Nall	OT	6-3	270	Sr.	Duluth, Ga. (Buford)
66	Decaris Leeks	OG	6-3	285	Sr.	Cairo, Ga. (Cairo)
67	Matt McDaniel	OL	6-2	274	Fr.	Waynesboro, Ga. (Edmund Burke Academy)
68	Bubba Turner	OL	6-2	299	Jr.	Brunswick, Ga. (Brunswick)
69	Tyler Josey	DE	6-1	252	Fr.	Dublin, Ga. (Dublin)
70	Darius Smith	DL	5-11	284	Fr.	Lawrenceville, Ga. (Peachtree Ridge)
74	Kyle Fox	OG	6-2	305	So.	Madison, Fla. (Madison County)
75	Quentin Rainey	OT	6-6	355	Sr.	Winter Park, Fla. (St. Augustine)
77	Edward Gregory	DT	6-1	250	Jr.	Fairburn, Ga. (Sandy Creek)
81	Kendall Burton	WR	5-10	182	Fr.	Stone Mountain, Ga. (Redon)
82	Colin Roper	WR	5-11	200	Sr.	McDonough, Ga. (Shaw)
83	R.J. Bastone	WR	5-9	173	Jr.	Suwanee, Ga. (North Gwinnett)
84	Jackson Dean	WR	5-10	200	So.	Loganville, Ga. (South Gwinnett)
85	Tony Tanner	WR	5-11	190	So.	Waycross, Ga. (Ware County)
89	Chris Lewis	DL	6-3	235	So.	Zebulon, Ga. (Pike County)
90	Bryant Thorpe	DT	6-1	258	So.	Chester, S.C. (Chester)
91	Tymon Hudson	DE	6-2	228	Fr.	Rome, Ga. (Rome)
92	Demario Jones	DT	5-10	312	So.	Jacksonville, Fla. (Raines)
93	Caleb St. Louis	DT	6-3	274	So.	Bethlehem, Ga. (Southeastern Louisiana)
94	Mark Sibenthaler	DT	6-3	245	Sr.	Cumming, Ga. (Tusculum)
96	Schneider Cineus	DE	6-3	220	So.	Miami, Fla. (Miami Edison)
97	Melvin Black	DE	6-3	220	Jr.	Apopka, Fla. (Apopka)
99	Bubba Boatwright	DE	5-10	248	Fr.	Buford, Ga. (Gainesville)



## CARLOS ANDERSON

#24 • Cornerback  
Jr. • 5-7 • 180  
Birmingham, Ala.  
Spain Park

### AS A SOPHOMORE IN 2007:

Played in all 14 games, all as a reserve cornerback and special teams standout ... Registered 30 tackles on the season, including 16 solos and 14 assists ... Had a personal-best six tackles in the season opener versus Albany State Sept. 1 ... Tallied four tackles against North Alabama Oct. 27 ... Recorded a stop in every game but one.

**AS A FRESHMAN IN 2006:** Saw action in all 10 games as a reserve ... Recorded 19 tackles, including 10 solos and nine assists ... Had a season-high four tackles at Ouachita Baptist Sept. 28 ... Forced a fumble at West Georgia Nov. 9 ... Recorded two tackles and a pass deflection versus West Alabama Oct. 21 ... Had three tackles against Arkansas Tech Sept. 23 and versus Southern Arkansas Oct. 7.

### Anderson's Career Defensive Stats

Year	G	U-A	TOT	SK	TFL	FF-FR	INT	PB
2006	10	10-9	19	0.0	0.0	1-0	0	1
2007	14	16-14	30	0.0	0.0	0-0	0	0
<b>Total</b>	<b>24</b>	<b>26-23</b>	<b>49</b>	<b>0.0</b>	<b>0.0</b>	<b>1-0</b>	<b>0</b>	<b>1</b>



## R.J. BASTONE

#83 • Wide Receiver  
Jr. • 5-9 • 173  
Suwanee, Ga.  
North Gwinnett

### AS A SOPHOMORE IN 2007:

Played in all 14 games, including two starts ... Entered the starting line-up versus Ouachita Baptist Sept. 29 and at Southern Arkansas Oct. 6 ... Caught 12 passes for 162 yards ... Tallied a season-high three catches against Albany State Sept. 1 ... Recorded two catches in three different games, including at Fort Valley State Sept. 8 when he had a season-best 45 yards receiving ... Registered a catch in seven games.

### Bastone's Career Receiving Stats

Year	G	REC	YDS	YPR	TD	LONG
2007	14	12	162	13.5	0	40
<b>Total</b>	<b>14</b>	<b>12</b>	<b>162</b>	<b>13.5</b>	<b>0</b>	<b>40</b>



## STEVE BETROS

#48 • Linebacker  
Jr. • 5-11 • 215  
Jacksonville, Fla.  
Trinity Christian

### Red-shirted in 2007

**AS A SOPHOMORE IN 2006:** Played in nine games,



Carlos Anderson

making one start in the process ... Cracked the starting line-up against Fort Valley State Sept. 9 ... Tallied 19 tackles on the year, including 10 solos and nine assists ... Registered four tackles in the season-opener at Albany State Sept. 2 and in the Fort Valley State contest ... Tallied 2.0 tackles for loss and a sack on the season ... Lone sack came in the FVSU contest ... Assisted on tackles for loss against Arkansas Tech Sept. 23 and versus Southern Arkansas Oct. 7.

**AS A FRESHMAN IN 2005:** Played in two games, both as a reserve ... Recorded one tackle on the season, against North Alabama Nov. 12 ... Also saw action versus Fort Valley State in the season-opener Aug. 27.

### Betros' Career Defensive Stats

Year	G	U-A	TOT	SK	TFL	FF-FR	INT	PB
2005	2	1-0	0	0.0	0.0	0-0	0	0
2006	9	10-9	19	1.0	2.0	0-0	0	0
<b>Total</b>	<b>11</b>	<b>11-9</b>	<b>20</b>	<b>1.0</b>	<b>2.0</b>	<b>0-0</b>	<b>0</b>	<b>0</b>



## MELVIN BLACK

#97 • Defensive End  
Jr. • 6-3 • 220  
Apopka, Fla.  
Apopka

### AS A SOPHOMORE IN 2007:

Played in 10 games, making four starts in the process ... Earned the starting nod in the first four contests of the season ... Registered 15 tackles, including seven solos and eight assists ... Counted 2.5 sacks and 2.5 tackles for loss among his 15 tackles ... Forced one fumble and also recovered one ... The recovery was in the end zone for his first career touchdown at Fort Valley State Sept. 8 ... Tallied three tackles in three separate games, versus Albany State Sept. 1, at Fort Valley State Sept. 8 and against

Ouachita Baptist Sept. 29 ... Tallied sacks at Arkansas Tech Sept. 22 and against West Georgia Nov. 8 while assisting on a sack in the Albany State contest.

**AS A FRESHMAN IN 2006:** Saw action in all 10 games, including one start ... Started the season opener at Albany State Sept. 2 ... Recorded seven tackles, including three solos and four assists ... Tallied half a sack and assisted on a tackle for loss ... Also finished the season with two quarterback hurries ... Registered two tackles against Fort Valley State Sept. 9 and versus Arkansas Tech Sept. 23 ... Had one against Southern Arkansas Oct. 7, at North Alabama Oct. 28 and versus Arkansas-Monticello Nov. 4 ... Both quarterback hurries came against UAM.

### Black's Career Defensive Stats

Year	G	U-A	TOT	SK	TFL	FF-FR	INT	PB
2006	10	3-4	7	0.5	0.5	0-0	0	0
2007	10	7-8	15	2.5	2.5	1-1	0	0
<b>Totals</b>	<b>20</b>	<b>10-12</b>	<b>22</b>	<b>3.0</b>	<b>3.0</b>	<b>1-1</b>	<b>0</b>	<b>0</b>



## BUBBA BOATWRIGHT

#99 • Defensive End  
So. • 5-10 • 248  
Buford, Ga.  
Gainesville

### AS A FRESHMAN IN 2007:

Played in Valdosta State's first two games of the year before suffering a torn ACL that ended his season ... Registered three tackles in his two games of play, including an assist on a sack.

### Boatwright's Career Defensive Stats

Year	G	U-A	TOT	SK	TFL	FF-FR	INT	PB
2007	2	0-3	3	0.5	0.5	0-0	0	0
<b>Total</b>	<b>2</b>	<b>0-3</b>	<b>3</b>	<b>0.5</b>	<b>0.5</b>	<b>0-0</b>	<b>0</b>	<b>0</b>

# BLAZER FOOTBALL



**JOSH BROWN**  
#35 • Defensive End  
So. • 6-0 • 210  
West Palm Beach, Fla.  
Colquitt County

**AS A FRESHMAN IN 2007:**

Played in 10 games, all as a reserve ... Tallied 12 tackles on the season, finishing with six solos and six assists ... Recorded 2.5 tackles for loss and 1.5 sacks ... Also registered a safety at Fort Valley State Sept. 8 ... Had a season-high three tackles, all solos, against Ouachita Baptist Sept. 29 and versus North Alabama, on one solo and two assists, Oct. 27 ... Recorded a sack in the North Alabama game while assisting on one versus Albany State Sept. 1.

**Brown's Career Defensive Stats**

Year	G	U-A	TOT SK	TFL	FF-FR	INT	PB
2007	10	6-6	12 1.5	2.5	0-0	0	0
<b>Total</b>	<b>10</b>	<b>6-6</b>	<b>12 1.5</b>	<b>2.5</b>	<b>0-0</b>	<b>0</b>	<b>0</b>



**DAN BURDETTE**  
#46 • Fullback  
So. • 5-8 • 189  
Forsyth, Ga.  
Mary Parsons

**AS A FRESHMAN IN 2007:**

Moved from linebacker to fullback midway through the season ... Played in four games, including three as a fullback ... Carried the ball two times for 10 yards ... Also caught one pass for 10 yards ... Tallied one touchdown, at Arkansas-Monticello Nov. 3.

**Burdette's Career Rushing Stats**

Year	G	ATT	YDS	YPC	TD	LONG
2007	4	2	10	5.0	1	9
<b>Total</b>	<b>4</b>	<b>2</b>	<b>10</b>	<b>5.0</b>	<b>1</b>	<b>9</b>



**RUSS CALLAWAY**  
#5 • Quarterback  
So. • 5-11 • 185  
Athens, Ga.  
Oconee County

**AS A FRESHMAN IN 2007:**

Played in nine games, all in a reserve role ... Also saw action on special teams ... Carried the ball five times for four yards ... Threw four passes, completing three for 21 yards ... Was a perfect three-of-three passing at Fort Valley State Sept. 8.

**Callaway's Career Passing Stats**

Year	G	C-A	PCT	YDS	TD	INT	LG
2007	9	3-4	75.0	21	0	0	13
<b>Total</b>	<b>9</b>	<b>3-4</b>	<b>75.0</b>	<b>21</b>	<b>0</b>	<b>0</b>	<b>13</b>

**Callaway's Career Rushing Stats**

Year	G	ATT	YDS	YPC	TD	LONG
2007	9	5	4	0.8	0	9
<b>Totals</b>	<b>9</b>	<b>5</b>	<b>4</b>	<b>0.8</b>	<b>0</b>	<b>9</b>




**SCHNEIDER CINEUS**  
#96 • Defensive End  
So. • 6-3 • 220  
Miami, Fla.  
Miami Edison

**AS A FRESHMAN IN 2007:**

Played in 11 games, all as a reserve ... Registered 14 tackles on the year, including four solos and 10 assists ... Tallied 2.0 tackles for loss and three quarterback hurries ... Also broke up two passes ... Had a season-best three tackles at Fort Valley State Sept. 8 and at Arkansas-Monticello Nov. 3 ... Joined the VSU program after spending six years in the United States Navy.

**Cineus' Career Defensive Stats**


Year	G	U-A	TOT SK	TFL	FF-FR	INT	PB
2007	11	4-10	14 0.0	2.0	0-0	0	2
<b>Total</b>	<b>11</b>	<b>4-10</b>	<b>14 0.0</b>	<b>2.0</b>	<b>0-0</b>	<b>0</b>	<b>2</b>



**P.J. CURBEAM**  
#9 • Wide Receiver  
Sr. • 6-0 • 170  
Ocala, Fla.  
Webber International

**AS A JUNIOR IN 2007:**

Played in eight games, all as a reserve ... Caught one pass for 20 yards while also carrying the ball one time, gaining eight yards on the play ... Returned three kicks for 34 yards.



*Josh Brown*


**Curbeam's Career Receiving Stats**

Year	G	REC	YDS	YPR	TD	LONG
2007	8	1	20	20.0	0	20
<b>Total</b>	<b>8</b>	<b>1</b>	<b>20</b>	<b>20.0</b>	<b>0</b>	<b>20</b>



**JERMEI DANIELS**  
#62 • Defensive Tackle  
Sr. • 6-3 • 310  
Thomasville, Ga.  
Thomas County Central

**AS A JUNIOR IN 2007:**  
Played in 12 games, including



*Jermel Daniels*


nine starts ... Missed the Fort Valley State game on Sept. 8 and Arkansas Tech game Sept. 22 due to injury ... Started the Albany State contest Sept. 1 and the final eight games of the year ... Tallied 43 tackles on the year, including 14 solos and 29 assists ... Enjoyed one of the finest games of his career in the national championship victory over Northwest Missouri State Dec. 15, during which he assisted on seven tackles and broke up a pass ... Recorded 3.5 tackles for loss and 2.0 sacks on the year ... Had one quarterback hurry and four passes broken up ... Registered a safety versus Delta State Oct. 11 ... Had sacks in the Delta State contest and versus North Alabama Oct. 27.

**AS A SOPHOMORE IN 2006:** Played in nine games, including six starts ... Missed the Arkansas-Monticello game while only non-starts came at Albany State Sept. 2, against Fort Valley State Sept. 9 and in the season finale at West Georgia Nov. 9 ... Recorded 22 tackles, including nine solos and 13 assists ... Tallied one tackle for loss, at North Alabama Oct. 28 ... Recorded a tackle in all nine games played, including a season-high eight against Southern Arkansas Oct. 7 ... Had four tackles at UNA and two versus FVSU, at Ouachita Baptist Sept. 28 and against West Alabama Oct. 21.

**AS A FRESHMAN IN 2005:** Played in four games, all in a reserve roll ... Saw action against Albany State Sept. 3, versus Ouachita Baptist Sept. 10 and against North Alabama Oct. 20 ... Registered five tackles on the year ... Had one solo tackle and four assists ... Tallied one sack, in the Albany State contest ... Recorded two tackles against both Albany State and Ouachita Baptist.

#### Daniels' Career Defensive Stats

Year	G	U-A	TOT	SK	TFL	FF-FR	INT	PB
2005	3	1-4	5	1.0	1.0	0-0	0	0
2006	9	9-13	22	0.0	1.0	0-0	0	0
2007	12	14-29	43	2.0	3.5	0-0	0	4
<b>Total</b>	<b>24</b>	<b>24-46</b>	<b>70</b>	<b>3.0</b>	<b>5.5</b>	<b>0-0</b>	<b>0</b>	<b>4</b>



Larry Dean



#### JACKSON DEAN

#84 ● Wide Receiver  
So. ● 5-10 ● 200  
Loganville, Ga.  
South Gwinnett

#### AS A FRESHMAN IN 2007:

Played in 11 games, all as a reserve ... Caught three passes for seven yards ... Also recorded three yards on a kick return.

#### Dean's Career Receiving Stats

Year	G	REC	YDS	YPR	TD	LONG
2007	11	3	7	2.3	0	6
<b>Total</b>	<b>11</b>	<b>3</b>	<b>7</b>	<b>2.3</b>	<b>0</b>	<b>6</b>



#### LARRY DEAN

#32 ● Linebacker  
So. ● 5-10 ● 202  
Tifton, Ga.  
Tift County

#### AS A FRESHMAN IN 2007:

Played in all 14 games, making 11 starts in the process ... Only non-starts came against Ouachita Baptist Sept. 29, at Southern Arkansas Oct. 6 and versus Delta State Oct. 11 ... Registered 71 tackles, fifth-best on the team ... Had 32 solo stops and 39 assists ... Registered 7.5 tackles for loss and 3.0 sacks ... Forced one fumble, at Southern Arkansas Oct. 6 ... Intercepted a pass versus West Georgia Nov. 8 ... Blocked a punt against Albany State Sept. 1 ... Tallied one quarterback hurry and recorded three passes broken up on the year ... Registered nine tackles against North Alabama Oct. 27 ... Had eight stops three times ... Recorded a tackle in all 14 games.

#### Dean's Career Defensive Stats

Year	G	U-A	TOT	SK	TFL	FF-FR	INT	PB
2007	14	32-39	71	3.0	7.5	1-0	1	3
<b>Total</b>	<b>14</b>	<b>32-39</b>	<b>71</b>	<b>3.0</b>	<b>7.5</b>	<b>1-0</b>	<b>1</b>	<b>3</b>



#### LAVARUS DOLLAR

#44 ● Linebacker  
Sr. ● 6-2 ● 226  
Dublin, Ga.  
Dublin

#### AS A JUNIOR IN 2007:

Played in all 14 games, earning eight starts in the process ... Was sixth on the team in total tackles with 54 ... Registered 15 solo stops and 39 assists ... Counted six tackles for loss and 2.5 sacks among his tackles ... Broke up a pass and recovered a fumble at Southern Arkansas Oct. 6 ... Had a season-high seven tackles versus Ouachita Baptist Sept. 29 ... Tallied 2.0 sacks at Arkansas-Monticello Nov. 3 ... Saw action at both linebacker and defensive end ... Recorded six tackles at Arkansas Tech Sept. 22 and versus North Alabama Oct. 27 ... Registered five stops on four occasions.

**AS A SOPHOMORE IN 2006:** Played in all 10 games and made seven starts ... Tied for third on the team with 63 tackles ... Recorded 35 solo stops and 28 assists ... Was in on 4.5 tackles for loss and two sacks ... Recorded a season-high 10 tackles against West Alabama Oct. 21 ... Had six tackles, including a sack and a forced fumble in the season opener at Albany State Sept. 1 ... Recorded eight tackles at Ouachita Baptist Sept. 28 and in the season finale at West Georgia Nov. 9 ... Registered seven tackles at Delta State Oct. 12 and six against Fort Valley State Sept. 9 ... Registered no fewer than four tackles in all 10 games.

**AS A FRESHMAN IN 2005:** Played in 10 games ... Made starts against Henderson State Oct. 8 and at



Lavarus Dollar



**Cedric Evans**

West Alabama Oct. 15 ... Recorded 45 tackles on the season, fifth-best on the team ... Registered a season-best eight stops at Southern Arkansas Oct. 29 ... Had seven stops versus Ouachita Baptist Sept. 10 and against Henderson State Oct. 8 ... Recorded two tackles for loss on the season ... Had only sack against West Georgia Nov. 5 ... Recovered a fumble at Delta State Oct. 1.

**Dollar's Career Defensive Stats**

Year	G	U-A	TOT	SK	TFL	FF-FR	INT	PB
2005	10	23-22	45	1.0	2.0	0-1	0	0
2006	10	35-28	63	2.0	4.5	1-0	0	0
2007	14	15-39	54	2.5	6.0	0-1	0	1
<b>Total</b>	<b>34</b>	<b>73-89</b>	<b>162</b>	<b>5.5</b>	<b>12.5</b>	<b>1-2</b>	<b>0</b>	<b>1</b>



**CEDRIC EVANS**

#1 ● Wide Receiver  
Sr. ● 5-11 ● 179  
Miami, Fla.  
Hibbing Community College

**AS A JUNIOR IN 2007:**

Played in all 14 games, earning four starts in the process ... Started at Southern Arkansas Oct. 6, versus Delta State Oct. 11, against Catawba Nov. 24 and at California (Pa.) Dec. 8 ... Caught 13 passes for 147 yards and a touchdown ... Found the end zone at Southern Arkansas ... Caught three passes for 25 yards in that contest ... Also had three receptions and 25 yards versus West Georgia Nov. 8 ... Tallied two receptions and 22 yards in the national championship game versus Northwest Missouri State Dec. 15.

**Evans' Career Receiving Stats**

Year	G	REC	YDS	YPR	TD	LONG
2007	14	13	147	11.3	1	33
<b>Total</b>	<b>14</b>	<b>13</b>	<b>147</b>	<b>11.3</b>	<b>1</b>	<b>33</b>



**JOEY FARMER**

#54 ● Long Snapper  
So. ● 5-11 ● 216  
Blackshear, Ga.  
Wayne County

**AS A FRESHMAN IN 2007:**

Served as Valdosta State long snapper in all 14 games ... Tallied just one bad snap on 77 snaps ... Recorded four tackles on the year, including two in the national championship game against Northwest Missouri State Dec. 15 ... Also had a stop at Fort Valley State Sept. 8 and at California (Pa.) Dec. 8.



**CHRIS GRANT**

#20 ● Cornerback  
So. ● 6-1 ● 185  
Snellville, Ga.  
South Gwinnett

**AS A FRESHMAN IN 2007:**

Played in 13 games, missing only the West Georgia contest on Nov. 8 ... All action came as a reserve ... Tallied 10 tackles, including six solo stops and four assists ... Had one tackle for loss, at Fort Valley State Sept. 8 ... Recorded three stops versus Delta State Oct. 11.

**Grant's Career Defensive Stats**

Year	G	U-A	TOT	SK	TFL	FF-FR	INT	PB
2007	13	6-4	10	0.0	1.0	0-0	0	0
<b>Total</b>	<b>13</b>	<b>6-4</b>	<b>10</b>	<b>0.0</b>	<b>1.0</b>	<b>0-0</b>	<b>0</b>	<b>0</b>



**Joey Farmer**



**KYLE FOX**

#74 ● Offensive Guard  
So. ● 6-2 ● 305  
Madison, Fla.  
Madison County

**AS A FRESHMAN IN 2007:**

Played in all 14 games, all as a reserve ... Saw action on 245 plays, grading out at 72.7 percent with 178 pluses ... Registered seven cut blocks and two pancakes on the year.



**Kyle Fox**



**Adam Hollingsworth**



**EDWARD GREGORY**  
#77 • Defensive Tackle  
Jr. • 6-1 • 250  
Fairburn, Ga.  
Sandy Creek

**AS A SOPHOMORE IN 2007:**

Moved from offensive line to defensive line prior to the start of the season ... Saw action in seven games, all as a reserve ... Recorded three solo tackles and two assists for five total tackles on the year ... Assisted on one tackle for loss ... Forced a fumble in the season opener against Albany State Sept. 1 ... Tallied two tackles at Fort Valley State Sept. 8.

**AS A FRESHMAN IN 2006:** Played in nine games, missing only the North Alabama contest Oct. 28 ... Made five starts, against Arkansas Tech Sept. 23, at Ouachita Baptist Sept. 28, against Southern Arkansas Oct. 7, at Delta State Oct. 12 and versus West Alabama Oct. 21 ... Saw action on 197 plays and registered 116 positives, a 58.9 percentage.

**Gregory's Career Defensive Stats**

Year	G	U-A	TOT	SK	TFL	FF-FR	INT	PB
2007	7	3-2	5	0.0	0.5	1-0	0	0
<b>Total</b>	<b>7</b>	<b>3-2</b>	<b>5</b>	<b>0.0</b>	<b>0.5</b>	<b>1-0</b>	<b>0</b>	<b>0</b>



**ADAM HOLLINGSWORTH**  
#55 • Offensive Guard/Center  
Sr. • 6-1 • 287  
McKinney, Texas  
Blinn College

**AS A JUNIOR IN 2007:**

Played in all 14 games, all as a reserve ... Saw action on 419 plays ... Tallied 299 pluses, a 71.4 percentage rate ... Recorded eight cut

blocks and three pancakes.



**CEDRIC JONES**  
#8 • Wide Receiver  
Jr. • 6-0 • 180  
Waycross, Ga.  
Ware County

**AS A SOPHOMORE IN 2007:**

Earned All-America honors from the American Football Coaches Association (first-team), *Football Gazette* (first-team), Daktronics (second-team) and D2football.com (second-team) ... Was *Football Gazette's* Receiver-of-the-Year ... Played in all 14 games, with only non-start coming at Southern Arkansas Oct. 6 after getting shook up on the opening kickoff ... Caught 102 passes, the second-most in a single season ever by a Blazer ... Registered 1,171 yards receiving, the third-best season ever by a VSU player ... Also had 10 touchdowns on the year, the 11<sup>th</sup> best season in school history ... Returned 14 kickoffs for 256 yards ... Caught a personal-best 14 passes for 135 yards at Arkansas Tech Sept. 22 ... Tallied 100 or more yards receiving four times, including a season-best 145 on nine receptions versus North Alabama Oct. 27 ... Registered eight catches, 132 yards and a season-high two touchdowns at Fort Valley State Sept. 8 ... Also had two touchdowns against North Alabama in the playoffs Dec. 1 ... Registered 127 yards and a touchdown on six catches against West Georgia Nov. 8 ... Finished the season ranked 30<sup>th</sup> nationally in receiving yards per game with 83.6 and was eight in receptions per game with 7.5 ... After just two seasons, stands seventh on the VSU career charts in receptions (79 out of first), fifth in receiving yards (1,656 out of first), and eighth in touchdowns (30 out of first, 14 out of second) ... Was named first-team All-GSC.

**AS A FRESHMAN IN 2006:** Made an immediate



**Cedric Jones**

impact on the Valdosta State program as he led the team in receptions and receiving yards ... Tallied 66 receptions and 911 total yards while catching eight touchdowns ... His 6.6 receptions per game and 91.1 receiving yards per game were both tops in the Gulf South Conference ... Was named Gulf South Conference Freshman-of-the-Year, just the third Blazer to earn the honor, while also being named to the All-GSC First Team ... Twice caught nine balls in a game, at Delta State Oct. 12 and at North Alabama Oct. 28 ... Recorded 156 yards on seven catches at Albany State Sept. 2 while tallying 151 yards in the DSU contest ... Tallied eight receptions, 90 yards and two touchdowns versus Southern Arkansas Oct. 7 while tallying eight catches, 96 yards and a pair of scores in the season finale at West Georgia Nov. 9 ... Played in all 10 games, making seven starts ... Never caught fewer than four passes in a game while finding the end zone



**Cedric Jones**

# BLAZER FOOTBALL

in six different affairs ... Earned first-team Daktronics All-Southeast Region honors.

## Jones' Career Receiving Stats

Year	G	REC	YDS	YPR	TD	LONG
2006	10	66	911	13.8	8	67
2007	14	102	1171	11.5	10	66
<b>Total</b>	<b>24</b>	<b>168</b>	<b>2082</b>	<b>12.4</b>	<b>18</b>	<b>67</b>

## Jones' Career Return Stats

Year	KR	YDS	YPR	TD	PR	YDS	YPR	TD
2007	14	256	18.3	0	0	0	0	0
<b>Total</b>	<b>14</b>	<b>256</b>	<b>18.3</b>	<b>0</b>	<b>0</b>	<b>0</b>	<b>0</b>	<b>0</b>

## Jones' Career Highlights

Receptions	14	at Arkansas Tech (9/22/07)
Receiving Yards	156	at Albany State (9/2/06)
Touchdowns	2	vs. Southern Arkansas (10/7/06)
	2	vs. West Georgia (11/9/06)
	2	at Fort Valley State (9/8/07)
	2	vs. North Alabama (12/1/07)

Six 100-yard receiving games; In the VSU career record books: seventh in receptions, fifth in receiving yards and eighth in receiving touchdowns.

## DEMARIO JONES

#92 • Defensive Tackle  
So. • 5-10 • 312  
Jacksonville, Fla.  
Raines

### AS A FRESHMAN IN 2007:

Made an immediate impact on the defensive line as a freshman ... Played in 14 games, starting all but three ... Tallied 36 tackles, including nine solos and 27 assists ... Counted 6.5 tackles for loss and 0.5 sacks among his tackles ... Had a season-best six tackles versus Delta State Oct. 11 ... Tallied five stops at Fort Valley State Sept. 8 and at West Alabama Oct. 20 ... Recorded two tackles, including 1.0 tackles for loss, against Northwest Missouri State in the national championship game Dec. 15 ... Assisted on a sack in the season opener versus Albany State Sept. 1 ... Registered at least one tackle in all 14 games.

## Jones' Career Defensive Stats

Year	G	U-A	TOT	SK	TFL	FF-FR	INT	PB
2007	14	9-27	36	0.5	6.5	0-0	0	0
<b>Total</b>	<b>14</b>	<b>9-27</b>	<b>36</b>	<b>0.5</b>	<b>6.5</b>	<b>0-0</b>	<b>0</b>	<b>0</b>

## ROGER KING

#2 • Cornerback  
Sr. • 5-6 • 176  
Fort Valley, Ga.  
Georgia Military

### AS A JUNIOR IN 2007:

Played in 13 games, missing only the Fort Valley State contest on Sept. 8 ... Registered six starts, including each of the four playoff

contests ... Recorded 38 tackles, including 2.0 tackles for loss ... Had 26 solo stops and 12 assists ... Forced two fumbles and recovered one, versus North Alabama Oct. 27 ... Intercepted three passes and had four passes broken up ... Tallied a season-best seven tackles at California (Pa.) Dec. 8 ... Recorded five tackles and an interception, which was returned nine yards, versus Catawba Nov. 24 ... Also had an interception and three tackles against North Alabama Dec. 1 ... Set a Valdosta State record for longest punt return for a touchdown with an 80 yard return in the playoff game against the Lions ... Also returned a punt 61 yards for a touchdown against Ouachita Baptist Sept. 29 ... Picked off a pass at Southern Arkansas Oct. 6 ... Tallied three passes broken up and four tackles versus West Georgia Nov. 8 ... Recovered a blocked extra point and returned it 86 yards for a defensive extra point conversion in the national championship game against Northwest Missouri State Dec. 15.

## King's Career Defensive Stats

Year	G	U-A	TOT	SK	TFL	FF-FR	INT	PB
2007	13	26-12	38	0.0	2.0	2-1	3	4
<b>Total</b>	<b>13</b>	<b>26-12</b>	<b>38</b>	<b>0.0</b>	<b>2.0</b>	<b>2-1</b>	<b>3</b>	<b>4</b>

## King's Career Return Stats

Year	KR	YDS	YPR	TD	PR	YDS	YPR	TD
2007	15	279	18.6	0	14	195	13.9	2
<b>Total</b>	<b>15</b>	<b>279</b>	<b>18.6</b>	<b>0</b>	<b>14</b>	<b>195</b>	<b>13.9</b>	<b>2</b>

## EVERETT KITCHENS

#31 • Safety  
Sr. • 6-0 • 172  
Powder Spings, Ga.  
McEachern

### AS A JUNIOR IN 2007:

Played in 13 games, all as a



Roger King

starter ... Missed the West Georgia contest due to injury ... Tallied 75 tackles, fourth-best on the squad ... Recorded 44 solo stops and 31 assists ... Had a VSU season-high 17 tackles, including 11 solo stops, in the NCAA playoffs against Catawba Nov. 24 ... Registered 36 total tackles in the four playoff games ... Recorded 2.5 tackles for loss on the year ... Forced one fumble, at West Alabama Oct. 20, while recovering one versus Delta State Oct. 11 ... Intercepted two passes on the year, one against Albany State in the season opener Sept. 1 and the other at Arkansas-Monticello Nov. 3 ... Broke up four passes on the year ... Had eight stops versus North Alabama Dec. 1 and seven at California (Pa.) Dec. 8 ... Tallied six tackles at Southern Arkansas Oct. 6.



Demario Jones

**AS A SOPHOMORE IN 2006:** Played in all 10 games, making nine starts ... Lone non-start came versus Arkansas-Monticello Nov. 4 ... Registered 63 tackles, third-best on the team ... Had 35 solo stops and 28 assists ... Assisted on one tackle for loss against Southern Arkansas Oct. 7 ... Broke up three passes on the year ... Twice tallied nine tackles in a game, against Fort Valley State Sept. 9 and at Delta State Oct. 12 ... Coupled two passes broken up with the nine tackles against FVSU ... Tallied eight stops at North Alabama Oct. 28 ... Recorded seven tackles at Albany State Sept. 2 and versus Arkansas Tech Sept. 23 ... Recorded fewer than five tackles in a game only once, in the UAM contest ... Had six tackles against West Alabama Oct. 21 while finishing with five versus Ouachita Baptist Sept. 28, SAU and at West Georgia Nov. 9.

**AS A FRESHMAN IN 2005:** Played in 11 games, making starts against Ouachita Baptist Sept. 10 and at Harding Sept. 17 ... Recorded 22 tackles, including 16 solos and six assisted stops ... Had one tackle for loss, a sack as a part of a season-best four tackle outing at West Alabama Oct. 15 ... Registered two interceptions on the season ... The first came in the West Alabama game and was returned 54 yards ... Also tallied a pick at Southern Arkansas Oct. 29 ... Forced a fumble at Delta State Oct. 1 and recovered a fumble at Southern Arkansas ... Tallied a pass breakup against Henderson State Oct. 8 and in the West Alabama contest ... Also blocked a kick against Harding Sept. 17.

#### Kitchens' Career Defensive Stats

Year	G	U-A	TOT	SK	TFL	FF-FR	INT	PB
2005	11	16-6	22	1.0	1.0	1-1	2	2
2006	10	35-28	63	0.0	0.5	0-0	0	3
2007	13	44-31	75	0.0	2.5	1-1	2	4
<b>Total</b>	<b>34</b>	<b>95-65</b>	<b>160</b>	<b>1.0</b>	<b>4.0</b>	<b>2-2</b>	<b>4</b>	<b>9</b>



Everett Kitchens



#### DECARIS LEEKS

#66 • Offensive Guard  
Sr. • 6-3 • 285  
Cairo, Ga.  
Cairo

#### AS A JUNIOR IN 2007:

Played in 13 games, all as a reserve ... Missed the Delta State contest Oct. 11 ... Graded out positively on 169-of-257 plays ... Owned a 65.8 percent grade out for the season ... Registered 11 cut blocks and four pancakes.

#### AS A SOPHOMORE IN 2006:

Played in all 10 games ... Started four games, against Arkansas Tech Sept. 23, at Ouachita Baptist Sept. 28, versus Arkansas-Monticello Nov. 4 and at West Georgia Nov. 9 ... Saw action on 303 plays, grading out positively on 217, a 71.7 percentage.

#### AS A FRESHMAN IN 2005:

Played in eight games, starting two of them ... Cracked the starting lineup at Harding Sept. 17 and at Southern Arkansas Oct. 29 ... Saw action as a back-up in the season opener against Fort Valley State Aug. 27, versus Ouachita Baptist Sept. 10, versus Henderson State Oct. 8, at West Alabama Oct. 15 as well as against West Georgia Nov. 5 and North Alabama Nov. 12.



#### JAPREE MILES

#38 • Linebacker  
So. • 6-0 • 185  
Quitman, Ga.  
Brooks County


#### AS A FRESHMAN IN 2007:

Played in 10 games, all as a reserve ... Saw action in the first 10 contests before missing all four NCAA playoff games due to roster

restrictions ... Tallied 16 tackles, including one sack and an assist on a tackle for loss ... Intercepted one pass, at Fort Valley State Sept. 8, which was returned four yards ... Tallied a quarterback hurry against West Georgia Nov. 8 ... Sack came in the Fort Valley State contest, for a loss of nine yards ... Registered a personal-best five tackles at Arkansas-Monticello Nov. 3 ... Counted nine solo and seven assisted tackles among his stops.

#### Miles' Career Defensive Stats

Year	G	U-A	TOT	SK	TFL	FF-FR	INT	PB
2007	10	9-7	16	1.0	0.5	0-0	1	0
<b>Total</b>	<b>10</b>	<b>9-7</b>	<b>16</b>	<b>1.0</b>	<b>0.5</b>	<b>0-0</b>	<b>1</b>	<b>0</b>



Decaris Leeks



Japree Miles



# BLAZER FOOTBALL

## DAVIS NALL

#65 • Offensive Tackle  
Sr. • 6-3 • 270  
Duluth, Ga.  
Buford

**AS A JUNIOR IN 2007:** Valdosta State's lone returning starting offensive lineman ... Played in all 14 games, starting 13 ... Only non-start came on senior night versus West Georgia Nov. 8 ... Graded out positively on 414 plays ... Saw action on 583 total plays and graded out at 71.0 percent on the year ... Tallied 18 cut blocks and one pancake.

**AS A SOPHOMORE IN 2006:** Played in seven games, all as a reserve ... Did not play versus West Alabama Oct. 21, at North Alabama Oct. 28 and at West Georgia Nov. 9 ... Saw action on 202 Blazer offensive plays ... Graded positively on 119, a 58.8 percentage.

**AS A FRESHMAN IN 2005:** Played in one game, against Fort Valley State in the season opener Aug. 27.



## RONNYE NELSON

#3 • Running Back  
So. • 5-10 • 175  
Albany, Ga.  
Daugherty

### AS A FRESHMAN IN 2007:

Proved to be one of the most versatile players on the Valdosta State roster ... Played in 13 games, missing the Southern Arkansas contest Oct. 6 due to injury ... Started the final seven games at running back ... Rushed for 339 yards and four

touchdowns on 64 carries ... Caught 21 passes for 140 yards ... Completed both passes attempted, including a 14-yard touchdown pass in the national championship game against Northwest Missouri State Dec. 15 ... Returned five kickoffs for 164 yards and a touchdown ... Took the opening kickoff 91 yards for a score in the NCAA playoffs versus North Alabama Dec. 1 ... Averaged 32.8 yards per kickoff return ... Carried the ball eight times for 94 yards and a touchdown against West Georgia Nov. 8 ... Also completed a pass for nine yards against the Wolves ... Scored touchdowns against Albany State Sept. 1, at Fort Valley State Sept. 8 and at Arkansas Tech Sept. 22 ... Caught six passes for 40 yards in the national championship game ... Ran the ball eight times for 48 yards at California (Pa.) in the NCAA semifinals Dec. 8.

### Nelson's Career Rushing Stats

Year	G	ATT	YDS	YPC	TD	LONG
2007	13	64	339	5.3	4	55
<b>Total</b>	<b>13</b>	<b>64</b>	<b>339</b>	<b>5.3</b>	<b>4</b>	<b>55</b>

### Nelson's Career Receiving Stats

Year	G	REC	YDS	YPR	TD	LONG
2007	13	21	140	6.7	0	17
<b>Total</b>	<b>13</b>	<b>21</b>	<b>140</b>	<b>6.7</b>	<b>0</b>	<b>17</b>

### Nelson's Career Passing Stats

Year	G	C-A	PCT	YDS	TD	INT	LG
2007	13	2-2	100.0	23	1	0	14
<b>Total</b>	<b>13</b>	<b>2-2</b>	<b>100.0</b>	<b>23</b>	<b>1</b>	<b>0</b>	<b>14</b>

### Nelson's Career Return Stats

Year	KR	YDS	YPR	TD	PR	YDS	YPR	TD
2007	5	164	32.8	1	0	0	0.0	0
<b>Total</b>	<b>5</b>	<b>164</b>	<b>32.8</b>	<b>1</b>	<b>0</b>	<b>0</b>	<b>0.0</b>	<b>0</b>



Ronnye Nelson



## TUCKER PRUITT

#12 • Quarterback  
Sr. • 6-0 • 180  
Fitzgerald, Ga.  
Fitzgerald

### AS A JUNIOR IN 2007:

Served as Valdosta State's second-string quarterback ... Played in 11 games, including seven games at quarterback and four just on special teams ... Completed 18-of-29 passes, a 62.1 completion percentage ... Threw for 227 yards and a touchdown ... Touchdown came on a 66-yard screen pass to Cedric Jones against West Georgia Nov. 8 ... Stepped in for an injured Willie Copeland in the second half of that game and completed seven-of-14 passes for 101 yards ... Also carried the ball five times for 37 yards against the Wolves ... On the season, picked up 183 yards on 22 rushes ... Scored two touchdowns on the ground ... Completed five-of-seven passes for 61 yards at Arkansas-Monticello Nov. 3 ... Carried the ball six times for 35 yards and a touchdown at Fort Valley State Sept. 8 ... Also found the end zone and had 33 yards rushing, on three carries, against Catawba in the NCAA playoffs.

**AS A SOPHOMORE IN 2006:** Played in three games ... Carried the ball two times for 12 yards, including a 10-yard pick up versus Southern Arkansas Oct. 7 ... Completed both passing attempts, tallying 16 yards.

**AS A FRESHMAN IN 2005:** Appeared in four games, all in a reserve role ... Completed five-of-23 passes ... Threw one touchdown and three interceptions ... Tallied 117 yards through the air ... Registered only touchdown at Southern Arkansas Oct. 29, a 47-yard completion ... Recorded two complete passes against West Georgia Nov. 5 ... Carried the ball nine times for a one yard loss.



Davis Nall

## Pruitt's Career Passing Stats

Year	G	C-A	PCT	YDS	TD	INT	LG
2005	4	5-23	21.7	117	1	3	47
2006	3	2-2	100.0	16	0	0	12
2007	11	18-29	62.1	227	1	0	66
<b>Total</b>	<b>18</b>	<b>25-54</b>	<b>46.3</b>	<b>360</b>	<b>2</b>	<b>3</b>	<b>66</b>

## Pruitt's Career Rushing Stats

Year	G	ATT	YDS	YPC	TD	LONG
2005	4	9	-1	-0.1	0	10
2007	3	2	12	6.0	0	10
2007	11	22	183	8.3	2	27
<b>Total</b>	<b>18</b>	<b>33</b>	<b>194</b>	<b>5.9</b>	<b>2</b>	<b>27</b>



### QUENTIN RAINEY

#75 • Offensive Tackle  
Sr. • 6-6 • 355  
Winter Park, Fla.  
St. Augustine

#### AS A JUNIOR IN 2007:

Played in 13 contests, all as a reserve ... Missed the game at Fort Valley State Sept. 8 ... Saw action on 405 plays ... Registered 263 pluses, a 64.9 percentage rate ... Tallied eight cut blocks and six pancakes.



### SHERARD REYNOLDS


#10 • Safety  
Sr. • 5-10 • 175  
Moultrie, Ga.  
Colquitt County

#### AS A JUNIOR IN 2007:

Earned All-America honors from Daktronics (first-team), D2football.com (first-team), the American Football Coaches Association (second-team), *Football Gazette* (second-team) ... Played in all 14 games, with only non-start coming on



Quentin Rainey




Tucker Pruitt

senior night against West Georgia Nov. 8 ... Finished the year second on the team in tackles with 101 ... Tallied 49 solos and 52 assists ... Registered 4.0 tackles for loss while assisting on a sack ... Recovered a fumble against Catawba in the NCAA playoffs Nov. 24, which was returned 34 yards for the game's opening touchdown ... Broke up 12 passes, the fourth-best single season total in school history, while intercepting seven, tied for the second-best single season mark in VSU history ... Recorded 176 yards in interception returns, an average of 25.1 yards per return ... Tallied 10 tackles at Southern Arkansas Oct. 6 ... Had nine tackles in four different games ... Returned an interception 67 yards at Fort Valley State Sept. 8 ... Broke up a season-high three passes in that contest ... Registered five tackles, a forced fumble and a 46-yard interception return against North Alabama Oct. 27 ... Returned 24 punts for 320 yards ... Had 103 yards and a touchdown, that covered 65 yards, against North Alabama in the NCAA playoffs Dec. 1 ... Also returned two kickoffs for 35 yards ... Registered a 35-yard interception return at Southern Arkansas and a 20-yard return at West Alabama Oct. 20 ... Was first-team All-GSC.

**AS A SOPHOMORE IN 2006:** Made an immediate impact on the defensive side of the ball as he became just the 31<sup>st</sup> Blazer to ever earn All-America honors ... Received second-team recognition from Daktronics and third-team honors from the Associated Press ... Was also first team All-Gulf South Conference as a safety and second team All-GSC as a kick returner ... Registered 71 tackles, second-best on the squad ... Tallied 2.5 tackles for loss and one sack while forcing one fumble and recovering another ... Intercepted three passes, including one he returned 51 yards for a touchdown at West Georgia Nov. 9 ... Broke up four passes and blocked a punt at Albany State Sept. 2 ... Twice earned GSC Returner-of-the-Week honors after record-breaking performances as VSU's punt returner ... Established a new school record for punt return

yards with 168, on five returns, against Arkansas Tech Sept. 23 ... Followed with a five-return, 154-yard performance against Southern Arkansas Oct. 7, including a 78-yard return for a touchdown ... On the season, tallied 30 returns for 496 yards, a GSC-best 16.5 yards per return ... Recorded double-digit tackles four times, including a season-high 12 in the season opener at Albany State Sept. 2 ... Registered 11 tackles at North Alabama Oct. 28 and 10 at Delta State Oct. 12 and versus West Alabama Oct. 21 ... Returned six kick offs for 81 yards.

**AS A FRESHMAN IN 2005:** Made an immediate impact on the Blazer receiving corps ... Played in all 12 Blazer games, making six starts ... Tallied 38 receptions, third-best on the squad ... Totaled 650



Sherard Reynolds



**Mark Sibenaller**

receiving yards, tops among all Blazer players, for a 17.1 yards per catch average ... Scored a team-high seven touchdowns ... Caught a pass in 10-of-12 games ... Registered a career-high six catches at Southern Arkansas Oct. 29 ... Also had two touchdowns against the Muleriders ... Also had two touchdowns at Delta State Oct. 1 (five catches, 85 yards) and against Henderson State Oct. 8 (five catches, 112 yards) ... Tallied a personal-best 194 receiving yards in the Southern Arkansas game ... Also found the end zone against Central Arkansas Sept. 24 ... Ran the ball four times for 32 yards ... Returned 16 kickoffs for 391 yards.

### Reynolds' Career Defensive Stats

Year	G	U-A	TOT	SK	TFL	FF-FR	INT	PB
2006	10	40-31	71	1.0	2.5	1-1	3	4
2007	14	49-52	101	0.5	4.0	1-1	7	12
<b>Total</b>	<b>24</b>	<b>89-83</b>	<b>172</b>	<b>1.5</b>	<b>6.5</b>	<b>2-2</b>	<b>10</b>	<b>16</b>

### Reynolds' Career Receiving Stats

Year	G	REC	YDS	YPR	TD	LONG
2005	12	38	650	17.1	7	67
2006	10	2	-11	-5.5	0	-5
<b>Total</b>	<b>22</b>	<b>40</b>	<b>639</b>	<b>16.0</b>	<b>7</b>	<b>67</b>

### Reynolds' Career Return Stats

Year	KR	YDS	YPR	TD	PR	YDS	YPR	TD
2005	16	391	24.4	0	1	-2	-2.0	0
2006	6	81	13.5	0	30	496	16.5	1
2007	2	35	17.5	0	24	320	13.3	1
<b>Totals</b>	<b>24</b>	<b>507</b>	<b>21.1</b>	<b>0</b>	<b>55</b>	<b>814</b>	<b>14.8</b>	<b>2</b>

### Reynolds' Career Highlights

Receptions	6	at Southern Arkansas (10/29/05)
Receiving Yards	194	at Southern Ark. (10/29/05)
Touchdowns	2	at Southern Arkansas (10/29/05)
	2	at Delta State (10/1/05)
	2	vs. Henderson State (10/8/05)
Tackles	12	at Albany State (9/2/06)
Punt Return Yds	168	vs. Arkansas Tech (9/23/06)

*Has scored a touchdown four different ways in his career - seven receiving, two on punt returns, one on an interception return and one on a fumble return. In the VSU career record books: ninth in kickoff return average, second in punt return average and fourth in interceptions.*



**Sherard Reynolds**



**MARK SIBENALLER**  
#94 • Defensive Tackle  
Sr. • 6-3 • 245  
Cumming, Ga.  
Tusculum

### AS A JUNIOR IN 2007:

Played in 13 games, earning two starts in the process ... Missed only the California (Pa.) contest on Dec. 8 ... Cracked the starting line-up at Arkansas Tech Sept. 22 and versus Ouachita Baptist Sept. 29 ... Tallied 24 tackles on the year, including 10 solos and 14 assists ... Tallied three tackles for loss, including two in the Arkansas Tech contest ... Had one stop for a loss at Arkansas-Monticello Nov. 3 ... Forced a fumble at Arkansas Tech ... Had a season-best three tackles on four different occasions.

### Sibenaller's Career Defensive Stats

Year	G	U-A	TOT	SK	TFL	FF-FR	INT	PB
2007	13	10-14	24	0.0	3.0	1-0	0	0
<b>Total</b>	<b>13</b>	<b>10-14</b>	<b>24</b>	<b>0.0</b>	<b>3.0</b>	<b>1-0</b>	<b>0</b>	<b>0</b>



**ERIC SLEDGE**  
#4 • Wide Receiver  
Jr. • 5-11 • 195  
Apopka, Fla.  
Florida

### AS A SOPHOMORE IN 2007:

Played in four games, all as a reserve ... Tallied two receptions on the season, totaling 15 yards ... Also had one special teams tackle ... Caught a pass for 13 yards at Fort Valley State Sept. 8 ... Registered one catch for two yards versus West Georgia Nov. 8.

### Sledge's Career Receiving Stats

Year	G	REC	YDS	YPR	TD	LONG
2007	4	2	15	7.5	0	13
<b>Totals</b>	<b>4</b>	<b>2</b>	<b>15</b>	<b>7.5</b>	<b>0</b>	<b>13</b>



**Sherard Reynolds**



*Bryant Thorpe*



**BRYANT THORPE**

#90 • Defensive Tackle  
So. • 6-1 • 258  
Chester, S.C.  
Chester

**AS A FRESHMAN IN 2007:**

Played in 11 games, with one start ... Started at Fort Valley State Sept. 8 ... Tallied 13 tackles on the year, including six solo stops and seven assists ... Tallied three tackles for loss, for 26 yards, and one sack ... Sack was a 20-yard stop versus Delta State Oct. 11 ... Tallied a season-best three tackles versus Ouachita Baptist Sept. 29 ... Received one quarterback hurry on the year, in the Fort Valley State game ... Recorded two tackles versus Albany State Sept. 1 and at Southern Arkansas Oct. 6.

**Thorpe's Career Defensive Stats**

Year	G	U-A	TOT	SK	TFL	FF-FR	INT	PB
2007	11	6-7	13	1.0	3.0	0-0	0	0
<b>Total</b>	<b>11</b>	<b>6-7</b>	<b>13</b>	<b>1.0</b>	<b>3.0</b>	<b>0-0</b>	<b>0</b>	<b>0</b>



**SEAN WEATHERS**

#43 • Linebacker  
Sr. • 5-11 • 183  
Bonita Springs, Fla.  
Southwest Minnesota State

**AS A JUNIOR IN 2007:**

Played in all 14 games, all as a reserve ... Was a standout special teams player ... Tallied 16 tackles on the year, including six solos and 10 assisted stops ... Recorded five tackles at Fort Valley State Sept. 8 ... Registered three stops at Arkansas-Monticello Nov. 3 ... Had two tackles on three occasions.

**Weathers' Career Defensive Stats**

Year	G	U-A	TOT	SK	TFL	FF-FR	INT	PB
2007	14	6-10	16	0.0	0.0	0-0	0	0
<b>Total</b>	<b>14</b>	<b>6-10</b>	<b>16</b>	<b>0.0</b>	<b>0.0</b>	<b>0-0</b>	<b>0</b>	<b>0</b>



**FABIAN WHYLLY**

#33 • Linebacker  
Sr. • 6-1 • 230  
Orlando, Fla.  
Edgewater

**AS A JUNIOR IN 2007:**

Played in 11 games, earning a start against Delta State Oct. 11 ... Tallied nine tackles on the year, including one solo stop and eight assists ... Recovered a fumble at Southern Arkansas Oct. 6 ... Also registered only quarterback hurry in that contest ... Tallied two tackles at West Alabama Oct. 20.

**AS A SOPHOMORE IN 2006:** Played in seven games, all in a reserve role ... Registered 23 tackles, including 11 solos and 12 assists ... Had one tackle for loss and assisted on a sack ... Registered five tackles in the season opener at Albany State Sept. 2 and at Ouachita Baptist Sept. 28 ... Tallied four stops versus Fort Valley State Sept. 9 and against Southern Arkansas Oct. 7 ... Recorded two tackles versus Arkansas Tech Sept. 23



*Fabian Whyly*

and against Arkansas-Monticello Nov. 4 while finishing with one against West Alabama Oct. 21.

**AS A FRESHMAN IN 2004:** Played in six games ... Tallied 13 tackles on the year, including nine solo stops and four assists ... Had one sack and one tackle for loss ... Forced a fumble while also breaking up a pass on the year ... Recorded two tackles, both assists, in the season-opener at Albany State Sept. 4 ... Registered three tackles at Ouachita Baptist Sept. 11 and versus Central Arkansas Sept. 25 as he had two solos and one assist in both games ... Also broke up a pass versus UCA ... Tallied one tackle versus Delta State Oct. 2 ... Also had one stop, an assist, against West Alabama Oct. 11 ... Had a safety on the season versus Harding Sept. 18 ... Recorded two quarterback hurries on the season.

**Whyly's Career Defensive Stats**

Year	G	U-A	TOT	SK	TFL	FF-FR	INT	PB
2004	6	9-4	13	1.0	1.0	1-0	0	1
2006	7	11-12	23	0.5	1.0	0-0	0	0
2007	11	1-8	9	0.0	0.0	0-1	0	0
<b>Total</b>	<b>24</b>	<b>21-24</b>	<b>45</b>	<b>1.5</b>	<b>2.0</b>	<b>1-1</b>	<b>0</b>	<b>1</b>



**ERIC WILLIAMS**

#6 • Safety  
Sr. • 5-11 • 181  
Valdosta, Ga.  
Valdosta

**AS A JUNIOR IN 2007:**

Played in 13 games, missing only the contest at Fort Valley State Sept. 8 ... Tallied nine solo stops and 10 assists for 19 total tackles ... Recorded 1.5 tackles for loss ... Intercepted a pass at Arkansas-Monticello Nov. 3 ... Blocked a punt versus West Georgia Nov. 8 ... Tallied a season-high five tackles, including one tackle for loss, at West Alabama Oct. 20 ... Registered three tackles versus West Georgia and against North Alabama Dec. 1.

**AS A SOPHOMORE IN 2006:** Saw action in all 10 games, all in a reserve role ... Tallied 26 tackles on the year, including 15 solos and 11 assists ... Recovered a fumble at North Alabama Oct. 28 and blocked a punt against Arkansas Tech on Sept. 23 ... The blocked punt was recovered in the end zone by Shawn Harris for a VSU touchdown ... Tallied a season-best seven tackles against ATU while recording six versus Arkansas-Monticello Nov. 4 and five at West Georgia Nov. 9.

**AS A FRESHMAN IN 2005:** Played in eight of the Blazers' 12 games, all in a reserve role ... Registered 13 tackles on the season ... Had eight solo tackles and five assists ... Recorded a season-best four tackles against Henderson State Oct. 8, including three solos ... Also had three solo tackles against North Alabama Nov. 12 ... Recovered a fumble against Ouachita Baptist Sept. 10.

### Williams' Career Defensive Stats

Year	G	U-A	TOT	SK	TFL	FF-FR	INT	PB
2005	8	8-5	13	0.0	0.0	0-1	0	0
2006	10	15-11	26	0.0	0.0	0-1	0	0
2007	13	9-10	19	0.0	1.5	0-0	1	0
<b>Total</b>	<b>31</b>	<b>32-26</b>	<b>58</b>	<b>0.0</b>	<b>1.5</b>	<b>0-2</b>	<b>1</b>	<b>0</b>



### ZAC WILLIAMS

#41 • Placekicker  
Sr. • 6-0 • 170  
Canton, Ga.  
Woodstock

### AS A JUNIOR IN 2007:

Played in all 14 games, serving as the Blazers' kicker on field goals and extra points ... Was successful on 65-of-69 field goal attempts ... Also made 13-of-20 field goal attempts ... Kicked a season-long 42-yard field goal against North Alabama Oct. 27 ... Scored 104 points on the season, the seventh-best



Eric Williams

scoring season in school history ... Connected on all nine extra point attempts at Arkansas-Monticello Nov. 3 ... Was eight-of-nine in extra point attempts at Fort Valley State Sept. 8 ... Also punted one time, tallying 39 yards versus Ouachita Baptist Sept. 29 ... Scored 13 points versus Catawba in the NCAA Playoffs with seven extra points, on seven attempts, and two field goals ... Scored 11 points in the Fort Valley State game and versus Albany State Sept. 1.

a perfect six-of-six in extra points ... Tallied nine points on six extra points and a field goal against Arkansas Tech Sept. 23 ... Recorded eight points at West Georgia Nov. 9 and seven on two different occasions.

### Williams' Career Placekicking Stats

Year	G	XP-XPA	Pct.	FG-FGA	Pct.	Long
2006	10	42-45	.933	8-10	.800	45
2007	14	65-69	.942	13-20	.650	42
<b>Total</b>	<b>24</b>	<b>107-114</b>	<b>.939</b>	<b>21-30</b>	<b>.700</b>	<b>45</b>

**AS A SOPHOMORE IN 2006:** Played in all 10 games, serving as the Blazers' kicker on field goals and extra points ... Was successful on 42-of-45 extra point attempts and eight-of-10 field goal attempts ... Was a perfect three-of-three, including a season-long 45 yard attempt, in field goals against Arkansas-Monticello Nov. 4 ... Scored 15 points in the game as he also was



### BRITT WILSON

#64 • Defensive End  
So. • 6-3 • 200  
Tifton, Ga.  
Tift County

### AS A FRESHMAN IN 2007:

Played in nine games, all as a reserve ... Started out the season on the offensive line, seeing action in three contests ... Moved to the defensive line prior to the contest at West Alabama Oct. 20 and played in six of the final eight contests ... Tallied six tackles, including two solos and four assists ... Recorded two stops at West Alabama and versus West Georgia Nov. 8 ... Assisted on a sack at California (Pa.) in the NCAA Playoffs Dec. 8 ... On the offensive side of the ball, played on 25 plays ... Graded out positively on 18, a 72.0 percentage rate.

### Wilson's Career Defensive Stats

Year	G	U-A	TOT	SK	TFL	FF-FR	INT	PB
2007	9	2-4	6	0.5	0.5	0-0	0	0
<b>Total</b>	<b>9</b>	<b>2-4</b>	<b>6</b>	<b>0.5</b>	<b>0.5</b>	<b>0-0</b>	<b>0</b>	<b>0</b>



Zac Williams

# BLAZER FOOTBALL

## 2008 NEWCOMERS

### DAVID BAILEY

*Running Back* ● Fr. ● 6-0 ● 185  
Brunswick, Ga. ● Glynn Academy

**PRE-VALDOSTA STATE:** Led the Red Terrors to a 7-3 record in 2007 ... Carried the ball 52 times for 276 yards and four touchdowns ... Also caught seven passes for 79 yards and a touchdown ... Played for Head Coach Rob Ridings.

### BRETT BEARDON

*Kicker* ● Fr. ● 6-0 ● 180  
Brunswick, Ga. ● Glynn Academy

**PRE-VALDOSTA STATE:** Led the Red Terrors to a 7-3 record on the season ... Kicked nine field goals and punted 18 times for an average of 35.3 yards per punt ... Played for Head Coach Rob Ridings.

### D.J. BOYKIN

*Defensive Back* ● Fr. ● 6-3 ● 195  
Atlanta, Ga. ● McNair

**PRE-VALDOSTA STATE:** Played in the 2007 DeKalb County All-Star game ... Helped the Mustangs to a 4-6 record ... Played for Head Coach Roderick Moore.

### MIKE BROWN

*Running Back* ● Fr. ● 5-5 ● 154  
Bainbridge, Ga. ● Bainbridge

**PRE-VALDOSTA STATE:** Red-shirted with the Blazers in 2007 ... Led the Bearcats to a 5-6 record in 2006 ... Carried the ball 158 times and picked up 874 yards and 12 touchdowns, a 5.5 yards per carry average ... Also caught 21 passes for 160 yards, a 7.6 yards per receptions average.

### RANDY BROWN

*Safety* ● Fr. ● 6-0 ● 190  
Douglas, Ga. ● Coffee County

**PRE-VALDOSTA STATE:** Led the Trojans to a 9-3 record and a spot in the Georgia Class AAAAA state tournament ... Earned All-District honors for Head Coach Ken Elridge in 2006 while leading the Trojans to an 8-2 mark ... Also starred in basketball and track.

### BRIAN BUFORD

*Linebacker* ● Fr. ● 5-8 ● 187  
Warner Robins, Ga. ● Warner Robins

**PRE-VALDOSTA STATE:** Red-shirted with the Blazers in 2007 ... Led the Demons to a 9-5 record in 2006 and the semi-finals of the Georgia AAAAA state tournament ... Registered a team-high 149 tackles, including 92 solo stops ... Tallied 14.0 tackles for loss, including one sack, and recovered two fumbles while breaking up five passes.

### DEMARKUS CARRACTER

*Defensive Back* ● Fr. ● 6-1 ● 185  
Decatur, Ga. ● Southwest DeKalb

**PRE-VALDOSTA STATE:** Helped the Panthers to a

5-5 record in 2007 ... Was named All-DeKalb County as a junior in 2006 ... Played for Head Coach Buck Godfrey.

### KODY CASE

*Wide Receiver* ● Fr. ● 6-1 ● 185  
Decatur, Ga. ● Southwest DeKalb

**PRE-VALDOSTA STATE:** Led the Wolves to a perfect 15-0 record and the Georgia Class AA State Championship in 2007 ... Earned first-team All-County honors ... Played for Head Coach Jess Simpson.

### DE'ANDRE DERICO-LEWIS

*Wide Receiver* ● Fr. ● 6-3 ● 205  
Atlanta, Ga. ● North Atlanta

**PRE-VALDOSTA STATE:** Tallied 1,900 total yards for the Warriors ... Scored 21 touchdowns for a squad that finished the year 2-8 ... Also saw action on the defensive side of the ball ... Registered 37 tackles and two interceptions ... Directed Head Coach Chris Lewis' squad to a 5-5 mark in 2006 ... Recorded 675 receiving yards and three touchdowns ... Registered 52 tackles and four interceptions.

### ALBERT DUKES

*Wide Receiver* ● Grad. ● 6-1 ● 194  
Belle Glade, Fla. ● Ohio State University

**PRE-VALDOSTA STATE:** Did not see action in 2007 after playing in eight games as a sophomore in 2006 and in seven games as a freshman in 2005 ... Tallied four career receptions for 39 yards ... Red-shirted in 2004 ... Was a first-team All-State player for Glades Central in high school ... Led Glades Central to the state semi-finals and was a state champion in the 4x400 for the track team ... Father, Ricky Easmon, played at the University of Florida and for the Dallas Cowboys and the Tampa Bay Bandits.

### DEMARCUS FLANAGAN

*Linebacker* ● Jr. ● 6-0 ● 245  
College Park, Ga. ● Citrus College (Calif.)

**PRE-VALDOSTA STATE:** Tallied 58 tackles for the Fighting Owls ... Recorded 7.5 tackles for loss and 3.0 sacks ... Intercepted one pass, which was returned nine yards, while recovering two fumbles for 16 yards ... Forced three fumbles and blocked one kick ... Was the Western States Conference Defensive Player of the Year as a freshman in 2006 ... Finished initial season with 45 tackles, including 10.0 tackles for loss and 3.5 sacks ... Intercepted one pass, which was returned 24 yards, and broke up three passes ... Also recovered one fumble ... Played prep career at North Clayton High.

### JEFFREY FOLKS

*Cornerback* ● Fr. ● 5-9 ● 175  
Decatur, Ga. ● Southwest DeKalb

**PRE-VALDOSTA STATE:** Led the Panthers to a 5-5 record in 2007 ... Tallied 52 tackles and six intercep-

tions ... Directed Head Coach Buck Godfrey's team to an 8-3 record and an appearance in the Georgia Class AAAA state playoffs in 2006 ... Registered 39 tackles while intercepting two passes ... Also a standout for the Southwest DeKalb baseball team ... Batted .526, drove in 19 runs and stole 26 bases in 2006.

### GERALD FORD

*Wide Receiver* ● Fr. ● 6-3 ● 215  
Gainesville, Ga. ● Gainesville

**PRE-VALDOSTA STATE:** Led the Red Elephants to a 7-4 record and a spot in the Class AAA state tournament ... Caught 90 passes for 1,279 yards and 12 touchdowns ... Set the school record for single season receptions and yards while tying the school mark for touchdown receptions ... Earned All-State honors ... Also led Head Coach Bruce Miller's team to a 7-4 record in 2006 ... Caught 14 passes for 230 yards ... Also starred in basketball and track.

### CHRIS FULTCHER

*Tight End* ● Sr. ● 6-4 ● 250  
San Jose, Calif. ● Portland State University

**PRE-VALDOSTA STATE:** Saw action in seven games, mainly in a blocking role ... Played at Foothill Community College in California in 2004 and 2005 ... Was an honorable mention All-Conference player in 2005.

### ADAM GIESEKING

*Tight End* ● Fr. ● 6-1 ● 220  
Brandon, Fla. ● Brandon

**PRE-VALDOSTA STATE:** Directed the Eagles to a 7-4 record and the first round of the Florida Class 5A state tournament ... Played for Head Coach John Lima.

### LACOLLIE GORDON

*Wide Receiver* ● Fr. ● 6-1 ● 190  
Twin City, Ga. ● Emanuel County Institute

**PRE-VALDOSTA STATE:** Caught 32 passes for 500 yards for a squad that went 15-0 and won the Georgia Class A state championship ... Tallied eight touchdowns ... Also played defensive back and intercepted nine passes ... Led Head Coach Milan Turner's team to a 10-1 record and the state play-offs in 2006 ... Caught 20 passes for 307 yards ... Scored six touchdowns ... Also intercepted four passes ... Starred in basketball as well.

### CHRIS HART

*Quarterback* ● Fr. ● 6-4 ● 195  
Bradenton, Fla. ● Southeast Bradenton

**PRE-VALDOSTA STATE:** Red-shirted with the Blazers in 2007 ... Led Southeast Bradenton to a 5-5 record in 2006 ... Completed 74-of-151 passes, a 49.0 completion percentage ... Threw for 1,336 yards and 11 touchdowns ... Also carried the ball 126 times ... Gained 612 yards and scored one touchdown on the ground.

# BLAZER FOOTBALL

## 2008 NEWCOMERS

### LANCE HELTON

*Offensive Line* ● *So.* ● 6-5 ● 294  
*Wrightsville, Ga. ● Ball State University*

**PRE-VALDOSTA STATE:** Saw action in one game as a freshman in 2007 after redshirting in 2006 ... Earned four letters for head coach Rick Tomberlin at Washington County High School during prep career ... Led team to a 7-4 record as a senior and a 42-11 mark during his career ... Tallied 126 pancake blocks as a senior and graded out at 88 percent.

### TYMON HUDSON

*Defensive End* ● *Fr.* ● 6-2 ● 228  
*Rome, Ga. ● Rome*

**PRE-VALDOSTA STATE:** Red-shirted for the Blazers in 2007 ... Was named All-State after leading Rome to a 10-2 record in 2006 ... Tallied 54 tackles, including five sacks on the year ... Also earned All-State honors as a sophomore after recording 64 tackles and 12 sacks.

### THESEUS JACKSON

*Running Back* ● *Fr.* ● 5-10 ● 175  
*Irvington, Ga. ● Wilkinson County*

**PRE-VALDOSTA STATE:** Led James Hagins' Warrior squad to a 4-6-1 record this season ... Carried the ball 124 times for 1,175 yards ... Scored 13 touchdowns on the ground ... Caught 23 passes for 388 yards and three touchdowns ... Earned All-Region honors ... Helped the Warriors to a 4-6 mark in 2006 ... Was the 2007 Georgia state champion in the triple jump.

### TOMAREZ JENKINS

*Wide Receiver* ● *Fr.* ● 5-10 ● 160  
*Augusta, Ga. ● Hephzibah*

**PRE-VALDOSTA STATE:** Directed the Rebels to a 4-6 record ... Caught 37 passes for 721 yards and eight touchdowns ... Set the Rebels career receiving mark ... Led Head Coach John Bowen's team to a 1-9 mark in 2006 ... Caught 22 passes for 308 yards and four touchdowns ... Earned All-Area and All-Region honors as a senior.

### TYLER JOSEY

*Defensive End* ● *Fr.* ● 6-1 ● 252  
*Dublin, Ga. ● Dublin*

**PRE-VALDOSTA STATE:** Red-shirted for the Blazers in 2007 ... Starred on Dublin's undefeated state championship team in 2006 ... Led the Irish to a 14-0-1 record on the year ... The season's lone tie came in the state championship game against Charlton County.

### ISAIAH JUPITER

*Wide Receiver* ● *Fr.* ● 5-10 ● 170  
*Lilburn, Ga. ● Berkmar*

**PRE-VALDOSTA STATE:** Led Head Coach Wendell Early's team to a 6-4 record in 2007 ... Caught 35 passes for 745 yards and seven touchdowns ... Also played defensive back and registered 15 tackles and

five interceptions ... Tallied 31 receptions for 731 yards and seven touchdowns as a junior.

### MARKUS MANSON

*Running Back* ● *Grad.* ● 6-1 ● 215  
*Tuscaloosa, Ala. ● University of Florida*

**PRE-VALDOSTA STATE:** Carried the ball 80 times while picking up 380 yards ... Scored two touchdowns ... Caught nine passes for 55 yards ... Returned 16 kickoffs for 313 yards, a 19.3 yards per return average ... Also played defensive back for the Gators ... Starred at Hill Crest High School ... Rushed for 1,701 yards and 22 touchdowns as a senior in 2003.

### DONALD MAXWELL

*Safety* ● *Fr.* ● 6-1 ● 195  
*Suwanee, Ga. ● North Gwinnett*

**PRE-VALDOSTA STATE:** Led the Bulldogs to a runner-up finish in the 2007 Georgia Class AAAAA state tournament and a 13-2 record ... Tallied 52 total tackles on the year, including five sacks and six tackles for loss ... Broke up two passes and forced two fumbles, one of which he recovered ... Also registered 13 quarterback hurries and scored on touchdown on the year ... As a junior in 2006, led North Gwinnett to an 11-2 record and a showing in the state quarterfinals ... Recorded 72 tackles, including six tackles for loss and 1.5 sacks ... Broke up two passes and caused one fumble ... Was a two-time All-Region selection ... Played for Head Coach Bob Spire.

### BROCK MAYO

*Offensive Guard* ● *Fr.* ● 6-2 ● 280  
*Niceville, Fla. ● Niceville*

**PRE-VALDOSTA STATE:** Led the Eagles to an 8-3 record last season ... Earned first-team All-Region honors ... Played for Head Coach John Hicks.

### MARCUS NEDD

*Defensive End* ● *Fr.* ● 6-3 ● 215  
*Tucker, Ga. ● Tucker*

**PRE-VALDOSTA STATE:** Led the Tigers to a 13-1 record and a spot in the Georgia Class AAAA state semifinals ... Registered 60 tackles, including 13 tackles for loss and four sacks ... Recovered two fumbles for Head Coach Franklin Stephens' squad.

### NICK RICHARDS

*Quarterback* ● *Fr.* ● 6-4 ● 205  
*Evans, Ga. ● Greenbrier*

**PRE-VALDOSTA STATE:** Completed 149-of-301 passes in 2007 ... Led the Wolfpack to a 5-5 record ... Threw for 1,630 yards and 12 touchdowns ... Led his squad with eight rushing touchdowns ... Directed Head Coach Scott Chadwick's squad to a 4-6 mark in 2006 ... Played outfield for Greenbrier's 2007 state championship baseball team.

### DEVIN SABINA

*Placekicker* ● *Fr.* ● 5-11 ● 185  
*Lawrenceville, Ga. ● Central Gwinnett*

**PRE-VALDOSTA STATE:** Red-shirted for the Blazers in 2007 ... Directed the Black Knights to an 8-3 mark in 2006 ... Connected on 11-of-13 field goal attempts, including a long of 52 yards ... Was also successful on 33-of-35 extra point tries.

### CAM SHORT

*Center* ● *Fr.* ● 6-3 ● 250  
*Thomaston, Ga. ● Flint River Academy*

**PRE-VALDOSTA STATE:** Directed the Wildcats to a 13-1 record and the Georgia Independent School Association (GISA) Class A State title in 2007 ... Played tight end, center, defensive end, fullback and long snapper for Head Coach Bobby Smith ... Recorded 63 tackles, including five sacks, carried the ball 13 times for 131 yards and caught 12 passes for 118 yards ... Scored six touchdowns on the year ... Led the Wildcats to a state-runner up finish and a 13-1 mark as a junior ... Earned All-State honors as a junior and senior ... Was an All-Region selection in basketball and starred in baseball and track.

### RYAN SMITH

*Linebacker* ● *Fr.* ● 6-1 ● 190  
*Decatur, Ga. ● Chamblee*

**PRE-VALDOSTA STATE:** Led the Bulldogs to a 12-2 record in 2007 ... Directed Head Coach Jim Showfety's squad to a spot in the Georgia Class AAA state semifinals ... Was named first-team All-DeKalb County ... Was second on the squad with 60 tackles, including 42 solo stops and 18 assists ... Registered seven tackles for loss and four interceptions ... Caused three fumbles and recovered four ... Scored two touchdowns off turnovers.

### CALEB ST. LOUIS

*Defensive Tackle* ● *So.* ● 6-2 ● 265  
*Snellville, Ga. ● Southeastern Louisiana University*

**PRE-VALDOSTA STATE:** Played in all 11 games, recording 16 tackles ... Registered 11 solo stops and five assists ... Tallied two tackles for loss and two sacks ... Recovered one fumble ... Starred at Shiloh High School during prep career ... Made 50 tackles during senior season while also grading out at 90 percent on the offensive line ... Earned first team All-Gwinnett County honors during final season for Head Coach Robert Matthews.

### KEVIN STOKES

*Cornerback* ● *Fr.* ● 5-9 ● 175  
*Valdosta, Ga. ● Valdosta*

**PRE-VALDOSTA STATE:** Registered 40 tackles for head coach Rick Tomberlin ... Intercepted four passes and recovered four fumbles for a team that went 9-3 and advanced to the Georgia Class AAAAA state

# BLAZER FOOTBALL

## 2008 NEWCOMERS

tournament ... Also forced one fumble ... Tallied 40 tackles in 2006 ... Broke up five passes ... Was named honorable mention All-Region in 2007.

### BRETT SUDDUTH

*Linebacker* ● Fr. ● 6-1 ● 190  
Austell, Ga. ● South Cobb

**PRE-VALDOSTA STATE:** Tallied 110 tackles and five sacks for a 2-8 Eagles team ... Also forced two fumbles ... Played in the Cobb County All-Star game ... Registered five tackles for a 7-4 Eagles team in 2006 ... Played for Head Coach Derek Cook ... Also starred in track and field.

### ANGELO TABACHINO

*Offensive Tackle* ● Fr. ● 6-1 ● 250  
Kennesaw, Ga. ● Kell

**PRE-VALDOSTA STATE:** Led Head Coach Irv Sigler's team to a 2-8 record in 2007 ... Helped the Longhorns to a 5-5 mark as a junior in 2006.

### ALEX WEBSTER

*Cornerback* ● Fr. ● 5-10 ● 175  
Atlanta, Ga. ● South Cobb

**PRE-VALDOSTA STATE:** Helped the Eagles to a 2-8 record in 2007 ... Registered 53 tackles and eight passes broken up ... Also intercepted three passes ... Saw time at wide receiver ... Caught 10 passes for 203 yards and three touchdowns ... Earned All-County honors ... Led Head Coach Derek Cook's team to a 7-4 record and a spot in the AAAAA state tournament in

2006 ... Registered 49 tackles and six passes broken up ... Also intercepted one pass ... Starred in track, swimming and basketball as well.

### CHRIS WELLBORN

*Defensive Back* ● Fr. ● 5-9 ● 168  
Lawrenceville, Ga. ● Collins Hill

**PRE-VALDOSTA STATE:** Red-shirted for the Blazers in 2007 ... Led Collins Hill to a 7-4 record as a senior in 2006 ... Played on a team that advanced to the Georgia AAAAA State Tournament his final season.

### DANTE WELLS

*Offensive Guard* ● Fr. ● 6-1 ● 283  
Rome, Ga. ● Rome

**PRE-VALDOSTA STATE:** Red-shirted for the Blazers in 2007 ... Starred for the Wolves' 10-2 team in 2006 ... Earned All-State honors from the *Atlanta Journal Constitution*.

### ZACH WEST

*Running Back* ● Fr. ● 5-9 ● 160  
Loganville, Ga. ● Loganville

**PRE-VALDOSTA STATE:** Directed Head Coach Eric Godfree's team to a 4-6 record in 2007 ... Tallied 1,061 yards as a senior ... Scored 13 touchdowns on the ground ... Also caught 30 passes for 406 yards and five touchdowns ... Also scored on a returned punt ... Earned All-County honors ... Also starred in baseball and track.

### MESH WOKOMATY

*Offensive Tackle* ● Fr. ● 6-7 ● 290  
Dallas, Ga. ● East Paulding

**PRE-VALDOSTA STATE:** Directed the Raiders to a 12-1 record and a spot in the Georgia Class AAAA state quarterfinals ... Led Head Coach John Reid's team to a 12-2 record and the state semi-finals in 2006 ... Also starred in basketball.

### JAMES WOODS


*Linebacker* ● Fr. ● 6-2 ● 195  
Decatur, Ga. ● Southwest DeKalb

**PRE-VALDOSTA STATE:** Helped the Panthers to a 5-5 record in 2007 ... Played for Head Coach Buck Godfrey.

### DONTRAVIUS WRIGHT

*Defensive Back* ● Fr. ● 5-9 ● 185  
Greensboro, Ga. ● Greene County

**PRE-VALDOSTA STATE:** Led the Tigers to a 7-4 record and a showing in the Class AA state playoffs ... Tallied 132 tackles, including five sacks and 21 tackles for loss ... Also played running back ... Carried the ball 35 times for 311 yards ... Scored nine touchdowns for Head Coach Larry Milligan.



Cedric Jones



Sherard Reynolds





**2008 OPPONENTS**

*2007 National Champions*

# BLAZER FOOTBALL



## Game No. 1 FORT VALLEY STATE THE WILDCATS



Aug. 23, 2008 -- Bazemore-Hyder Stadium -- Valdosta, Ga.

### General Information

Location: Fort Valley, Ga.  
 Founded: 1895  
 Enrollment: 2,500  
 President: Dr. Larry E. Rivers  
 Athletic Director: Deondri Clark  
 Conference: Southern Intercollegiate  
 Nickname: Wildcats  
 Colors: Royal Blue and Old Gold  
 Stadium: Wildcat Stadium  
 Capacity: 7,500  
 Playing Surface: Natural Grass

### Media Relations

Football Contact: Russell Boone  
 Office Phone: 478-825-6437  
 Home Phone: 478-825-8436  
 Email: booner@fvsu.edu  
 SID Mailing Address: Department of Athletics, 1005 State University Dr., Fort Valley, GA 31030  
 Fax: 478-825-6106  
 Press Box Phone: 478-825-6961  
 Website: www.fvsuwildcats.com

### 2008 Schedule

**08/23 at Valdosta State**  
 08/30 at Clark Atlanta  
 09/06 MOREHOUSE  
 09/13 VIRGINIA UNION  
 09/27 TUSKEGEE  
 10/04 at Lane  
 10/11 at Kentucky State  
 10/18 BENEDICT  
 10/25 MILES  
 11/01 vs. Albany State (Columbus, Ga.)  
 11/08 at Stillman

### 2007 Results

08/25 CLARK ATLANTA W, 13-10  
 09/01 at Morehouse W, 16-15  
**09/08 VALDOSTA STATE L, 69-0**  
 09/15 MILES W, 24-0  
 09/22 at Tuskegee L, 34-3  
 09/29 Savannah State W, 33-2  
 10/06 at Stillman W, 20-19  
 10/13 EDWARD WATERS W, 35-14  
 10/20 at Benedict W, 21-18  
 10/27 LANE W, 25-22  
 11/03 vs. Albany State L, 32-27

### Coaching Staff



Head Coach: Deondri Clark  
 (Florida State, 1992)  
 Career Record: 13-9 (2 yrs)  
 Record at FVSU: 35-19 (5 yrs)

Record vs. Valdosta State: 0-2  
 Office Phone: 478-827-3054  
 Best Time to Reach: Contact SID

Assistant Coaches: Rickey Alexander; Donald Pittman; Kenyan Conner; Keith DeGrate; Dan Land; Elliott Bonds; Alvin Ray Jackson.

### The Wildcats

Basic Offense: Spread  
 Basic Defense: 3-4  
 2007 Overall Record: 8-3  
 2007 SIAC Record / Finish: 5-2 / 3rd  
 2007 Post-Season: None  
 Series History: VSU leads 13-1  
 Last Meeting: VSU 69, FVSU 0 in 2007  
 Lettermen Returning: 35  
 Lettermen Lost: 15  
 Starters Returning: 15

### TOP RETURNING STATISTICAL PERFORMERS

Rushing	Att.	Yds.	YPC	TD	YPG
Pierre Brown	151	874	5.8	6	87.4
Garrett Williams	69	208	3.0	1	18.9

Passing	Att.	Comp.	Pct.	Yds.	TD	Int.
Garrett Williams	255	128	50.2	1464	10	9

Receiving	No.	Yds.	YPC	TD	YPG
Darius Williams	19	210	11.1	1	23.3
Jerel Hall	10	127	12.7	2	18.1

Tackles	Tackles	TFL	Sacks	INT
Courtney Love	45	4.0	0.0	4
Steve Bostic	37	6.5	3.0	1



## Game No. 2 NEWBERRY



Aug. 30, 2008 -- Setzler Field -- Newberry, S.C.

### General Information

Location: Newberry, S.C.  
 Founded: 1856  
 Enrollment: 920  
 President: Dr. Mitchell Zais  
 Athletic Director: Andy Carter  
 Conference: South Atlantic  
 Nickname: N/A  
 Colors: Scarlet and Gray  
 Stadium: Setzler Field  
 Capacity: 4,000  
 Playing Surface: AstroPlay XPN

### Media Relations

Football Contact: Josh Manck  
 Office Phone: 803-321-567  
 Cell Phone: 803-944-0618  
 Email: josh.manck@newberry.edu  
 SID Mailing Address: Newberry Athletics, 2100 College St., Newberry, SC 29108  
 Fax: 803-321-5660  
 Press Box Phone: 803-947-2107  
 Website: www.newberryathleticsite.com

### 2008 Schedule

**08/30 VALDOSTA STATE**  
 09/11 NORTH GREENVILLE  
 09/20 at Midwestern State  
 09/27 CARSON-NEWMAN  
 10/04 CATAWBA  
 10/11 at Mars Hill  
 10/18 WINGATE  
 10/25 at Tusculum  
 11/01 LENOIR-RHYNE  
 11/08 at Brevard

### 2007 Results

09/01 CHOWAN W, 67-0  
 09/08 BOWIE STATE W, 41-7  
 09/13 at North Greenville W, 39-20  
 09/22 WEST GEORGIA W, 64-9  
 09/29 at Carson-Newman L, 49-19  
 10/06 at Catawba L, 28-18  
 10/13 MARS HILL W, 48-24  
 10/20 at Wingate W, 31-23  
 10/27 TUSCULUM W, 17-14  
 11/03 at Lenoir-Rhyne W, 24-0  
 11/10 BREVARD W, 17-6

### Coaching Staff



Head Coach: Zak Willis (Furman, 1990)  
 Career Record: 42-32 (6 yrs)  
 Record at NC: 33-21 (4 yrs)

Record vs. Valdosta State: 0-0  
 Office Phone: 830-321-5159  
 Best Time to Reach: Contact SID

Assistant Coaches: Todd Knight; Todd Varn; Bradley Adams; Ike Allred; Jason Blalock; Keith Chapman; Stephen Flynn; Kevin Turco.

### Newberry

Basic Offense: Spread  
 Basic Defense: Multiple-8  
 2007 Overall Record: 9-2  
 2007 SAC Record / Finish: 4-2 / t3rd  
 2007 Post-Season: None  
 Series History: First Meeting  
 Last Meeting: N/A  
 Lettermen Returning: 49  
 Lettermen Lost: 22  
 Starters Returning: 12

### TOP RETURNING STATISTICAL PERFORMERS

Rushing	Att.	Yds.	YPC	TD	YPG
Tharry Salley	103	588	5.7	10	53.5
Brandon Gantt	67	345	5.1	2	31.4

Passing	Att.	Comp.	Pct.	Yds.	TD	Int.
Brandon Gantt	144	92	63.9	940	5	5

Receiving	No.	Yds.	YPC	TD	YPG
David Brown	31	4000	12.9	2	36.4
David Smith	28	353	12.6	4	44.1

Tackles	Tackles	TFL	Sacks	INT
Will Newell	78	5.5	3.0	0
Mike Grase	47	5.5	1.0	0

# BLAZER FOOTBALL



## Game No. 3 SOUTHERN ARKANSAS THE MULERIDERS



Sept. 13, 2008 -- Wilkins Stadium -- Magnolia, Ark.

### General Information

Location: Magnolia, Ark.  
Founded: 1909  
Enrollment: 3,148  
President: Dr. David F. Rankin  
Athletic Director: Jay Adcox  
Conference: Gulf South  
Nickname: Muleriders  
Colors: Royal Blue and Old Gold  
Stadium: Wilkins Stadium  
Capacity: 6,000  
Playing Surface: Real Grass Turf

### Media Relations

Football Contact: Houston Taylor  
Office Phone: 870-235-4104  
Home Phone: 870-234-6948  
Email: sausid@saumag.edu  
SID Mailing Address: 100 E. University St., Bruce Center 205, Magnolia, AR 71753-5000  
Fax: 870-901-7219  
Press Box Phone: 870-235-4117  
Website: www.saumag.edu/athletics

### 2008 Schedule

08/28 at North Alabama  
09/06 at Truman State  
**09/13 VALDOSTA STATE**  
09/18 at West Alabama  
09/27 HENDERSON STATE  
10/04 at Harding  
10/11 ARKANSAS TECH  
10/18 at Ouachita Baptist  
10/25 DELTA STATE  
11/08 at Arkansas-Monticello

### 2007 Results

09/01 at Ark.-Monticello W, 38-21  
09/08 at Nicholls State L, 31-13  
09/15 WEST ALABAMA W, 31-17  
09/22 at North Alabama L, 27-8  
09/27 at Delta State L, 28-3  
**10/06 VALDOSTA STATE L, 33-21**  
10/13 at Ouachita Baptist L, 38-17  
10/20 HARDING L, 31-24  
10/27 at Arkansas Tech W, 56-49  
11/10 HENDERSON STATE L, 58-34

### Coaching Staff

Head Coach: Steve Quinn  
(Ouachita Baptist, 1985)  
Career Record: 37-39 (7 yrs)  
Record at SAU: 37-39 (7 yrs)



Record vs. Valdosta State: 0-7  
Office Phone: 870-235-4110  
Best Time to Reach: 8-11 a.m.

Assistant Coaches: Trey LaValle; Jeff Byrd; David Reeves, Jr.; Kendall Hill; Shane Tolleson.

### The Muleriders

Basic Offense: Flexbone  
Basic Defense: Multiple  
2007 Overall Record: 3-7  
2007 GSC Record / Finish: 2-6 / t8th  
2007 Post-Season: None  
Series History: VSU leads 9-3  
Last Meeting: VSU 33, SAU 21 in 2007  
Lettermen Returning: 38  
Lettermen Lost: 19  
Starters Returning: 12

### TOP RETURNING STATISTICAL PERFORMERS

Rushing	Att.	Yds.	YPC	TD	YPG
Quintin Porter	42	173	4.1	0	28.8
Chris Metcalf	35	135	3.9	3	13.5

Passing	Att.	Comp.	Pct.	Yds.	TD	Int.
Quintin Porter	21	5	23.8	84	1	0

Receiving	No.	Yds.	YPC	TD	YPG
Michael Chatman	17	250	14.7	1	25.0
Chris Metcalf	3	44	14.7	0	4.4

Tackles	Tackles	TFL	Sacks	INT
Steven Dauenhauer	60	7.0	2.5	1
Daren Lewis	58	5.0	0.0	1



## Game No. 4 OUACHITA BAPTIST THE TIGERS



Sept. 20, 2008 -- Bazemore-Hyder Stadium -- Valdosta, Ga.

### General Information

Location: Arkadelphia, Ark.  
Founded: 1886  
Enrollment: 1,600  
President: Dr. Rex Horne  
Athletic Director: David Sharp  
Conference: Gulf South  
Nickname: Tigers  
Colors: Purple and Gold  
Stadium: A.U. Williams Field  
Capacity: 5,600  
Playing Surface: Natural Grass

### Media Relations

Football Contact: Ben Cutrell  
Office Phone: 870-245-5186  
Cell Phone: 512-913-7504  
Email: cutrellb@obu.edu  
SID Mailing Address: OBU Box 3650, 410 Ouachita St., Arkadelphia, AR 71998  
Fax: 870-245-5084  
Press Box Phone: 870-245-5306  
Website: www.obutigers.com

### 2008 Schedule

09/06 FORT LEWIS  
09/13 WEST GEORGIA  
**09/20 at Valdosta State**  
09/27 at Delta State  
10/04 ARKANSAS-MONTICELLO  
10/11 at Harding  
10/18 SOUTHERN ARKANSAS  
10/25 at Southwest Baptist  
11/01 WEST ALABAMA  
11/06 at Henderson State

### 2007 Results

09/01 at Texas A&M-Comm. W, 29-27  
09/08 EAST TEXAS BAPTIST W, 46-19  
09/15 ARK.-MONTICELLO W, 31-10  
09/22 DELTA STATE L, 42-10  
**09/29 at Valdosta State L, 31-3**  
10/06 at North Alabama L, 40-7  
10/13 SOUTHERN ARK. W, 38-17  
10/20 at Arkansas Tech L, 38-28  
11/01 HENDERSON STATE L, 18-0  
10/10 at Harding L, 38-36

### Coaching Staff

Head Coach: Todd Knight  
(Ouachita Baptist, 1986)  
Career Record: 56-93-2 (15 yrs)  
Record at OBU: 28-61 (9 yrs)



Record vs. Valdosta State: 0-8  
Office Phone: 870-245-5304  
Best Time to Reach: Mornings

Assistant Coaches: Jay Derby; J.R. Eldridge; Brett Shockley; Osita Alaribe; Tim Baker; Landon Keopple.

### The Tigers

Basic Offense: Multiple  
Basic Defense: Multiple  
2007 Record: 4-6  
2007 GSC Record / Finish: 2-6 / t8th  
2007 Post-Season: None  
Series History: VSU leads 7-0  
Last Meeting: VSU 31, OBU 3 in 2007  
Lettermen Returning: 34  
Lettermen Lost: 12  
Starters Returning: 14

### TOP RETURNING STATISTICAL PERFORMERS

Rushing	Att.	Yds.	YPC	TD	YPG
K.J. Johnson	102	424	4.2	2	42.4
Terrell Alex	28	93	3.3	1	10.3

Passing	Att.	Comp.	Pct.	Yds.	TD	Int.
Lance Parker	328	178	54.3	1935	13	7

Receiving	No.	Yds.	YPC	TD	YPG
Julius Pruitt	52	736	14.2	7	81.8
Jarrad Nutt	20	269	13.4	0	29.9

Tackles	Tackles	TFL	Sacks	INT
Jerry McNeil	39	8.5	6.0	0
Bryan Church	36	13.5	4.0	0

# BLAZER FOOTBALL



## Game No. 5 WEST ALABAMA THE TIGERS



Sept. 27, 2008 -- Tiger Stadium -- Livingston, Ala.

### General Information

Location: Livingston, Ala.  
 Founded: 1835  
 Enrollment: 4,157  
 President: Dr. Richard Holland  
 Athletic Director: E.J. Brophy  
 Conference: Gulf South  
 Nickname: Tigers  
 Colors: Red and White  
 Stadium: Tiger Field  
 Capacity: 7,000  
 Playing Surface: Natural Grass

### Media Relations

Football Contact: Kyle Lewis  
 Office Phone: 205-652-3596  
 Home Phone: 256-283-6441  
 Email: klewis@uwa.edu  
 SID Mailing Address: The University of  
 West Alabama, Station 5, Livingston,  
 AL 35470  
 Fax: 205-652-3600  
 Press Box Phone: 205-652-6999  
 Website: www.athletics.uwa.edu

### 2008 Schedule

08/30 BELHAVEN  
 09/06 at Harding  
 09/11 at Arkansas Tech  
 09/18 SOUTHERN ARKANSAS  
**09/27 VALDOSTA STATE**  
 10/04 at Concordia  
 10/11 at Delta State  
 10/18 at Arkansas-Monticello  
 10/25 WEST GEORGIA  
 11/01 at Ouachita Baptist  
 11/08 NORTH ALABAMA

### 2007 Results

08/30 at Samford L, 23-21  
 09/08 CONCORDIA W, 28-21  
 09/15 at Southern Arkansas L, 31-17  
 09/22 at Henderson State L, 38-6  
 09/29 HARDING L, 36-35  
 10/13 at West Georgia L, 30-28  
**10/20 VALDOSTA STATE L, 37-0**  
 10/25 ARK.-MONTICELLO L, 44-36  
 11/03 DELTA STATE L, 41-9  
 11/10 at North Alabama L, 49-20

### Coaching Staff



Head Coach: Bobby Wallace  
 (Mississippi State, 1976)  
 Career Record: 108-121-1 (21 yrs)  
 Record at UWA: 7-14 (2 yrs)

Record vs. Valdosta State: 5-7-1

Office Phone: 205-652-3483

Best Time to Reach: Mornings

Assistant Coaches: Tony Oglesby; Will  
 Hall; Andy Greening; Ken Watson; Sam  
 Gregg; Desmond Lindsey; Scott Harper.

### The Tigers

Basic Offense: Slot I Option  
 Basic Defense: 4-3  
 2007 Overall Record: 1-9  
 2007 GSC Record / Finish: 0-8 / 11th  
 2007 Post-Season: None  
 Series History: VSU leads 25-1  
 Last Meeting: VSU 37, UWA 0 in 2007  
 Lettermen Returning: 31  
 Lettermen Lost: 39  
 Starters Returning: 18

### TOP RETURNING STATISTICAL PERFORMERS

Rushing	Att.	Yds.	YPC	TD	YPG
Cole Mason	179	858	4.8	9	85.8
Terry Allen	84	402	4	40.2	

Passing	Att.	Comp.	Pct.	Yds.	TD	Int.
Kurt Kennedy	50	25	50.0	319	1	1

Receiving	No.	Yds.	YPC	TD	YPG
Terry Allen	16	151	9.4	1	15.1
Cole Mason	10	95	9.5	0	9.5

Tackles	Tackles	TFL	Sacks	INT
Greg Smith	76	5.5	0.0	0
Mike Mitchell	45	1.0	0.0	0



## Game No. 6 DELTA STATE THE STATESMEN



Oct. 2, 2008 -- Bazemore-Hyder Stadium -- Valdosta, Ga.

### General Information

Location: Cleveland, Miss.  
 Founded: 1924  
 Enrollment: 4,392  
 President: Dr. John M. Hilpert  
 Athletic Director: Jeremy McClain  
 Conference: Gulf South  
 Nickname: Statesmen  
 Colors: Forest Green and White  
 Stadium: Travis E. Parker Field  
 Capacity: 8,125  
 Playing Surface: Natural Grass

### Media Relations

Football Contact: Matt Jones  
 Office Phone: 662-846-4284  
 Home Phone: 662-846-3750  
 Email: mjones@deltastate.edu  
 SID Mailing Address: Athletic Media  
 Relations, DSU Box A3, Cleveland, MS  
 38733  
 Fax: 662-846-4297  
 Press Box Phone: 662-846-4593  
 Website: www.gostatesmen.com

### 2008 Schedule

09/06 at McNeese State  
 09/13 ARKANSAS-MONTICELLO  
 09/20 at Harding  
 09/27 OUACHITA BAPTIST  
**10/02 at Valdosta State**  
 10/11 WEST ALABAMA  
 10/16 NORTH ALABAMA  
 10/25 at Southern Arkansas  
 11/01 ARKANSAS TECH  
 11/08 at West Georgia

### 2007 Results

09/01 at Jackson State W, 27-15  
 09/15 HENDERSON STATE W, 9-7  
 09/22 at Ouachita Baptist W, 42-10  
 09/27 SOUTHERN ARK. W, 28-3  
 10/06 ARKANSAS TECH W, 43-14  
**10/11 at Valdosta State W, 35-31**  
 10/18 at North Alabama L, 28-17  
 10/27 WEST GEORGIA W, 41-9  
 11/03 at West Alabama W, 41-9  
 11/10 at Ark.-Monticello W, 51-14  
 11/17 SHAW W, 45-7  
 11/24 at North Alabama L, 20-17

### Coaching Staff



Head Coach: Ron Roberts  
 (Tennessee-Martin, 1988)  
 Career Record: 10-2 (1 yr)  
 Record at DSU: 10-2 (1 yr)

Record vs. Valdosta State: 1-0

Office Phone: 662-846-4300

Best Time to Reach: 9-11 am

Assistant Coaches: Darrin Hicks; Dave  
 Aranda; Randy Grierson; Steven Smith;  
 Chet Pobolish; Ryan Barker, Travis  
 Mikel; Bennett Crowe.

### The Statesmen

Basic Offense: Spread Multiple  
 Basic Defense: 3-3-5  
 2007 Overall Record: 10-2  
 2007 GSC Record / Finish: 8-0 / 1st  
 2007 Post-Season: Second Round  
 Series History: DSU leads 14-12-1  
 Last Meeting: DSU 35, VSU 31 in 2007  
 Lettermen Returning: 44  
 Lettermen Lost: 21  
 Starters Returning: 16

### TOP RETURNING STATISTICAL PERFORMERS

Rushing	Att.	Yds.	YPC	TD	YPG
Dedrick Wilson	160	762	4.8	12	76.2

Passing	Att.	Comp.	Pct.	Yds.	TD	Int.
Garrett Dewitt	133	84	63.2	1292	5	4
Dedrick Wilson	180	84	46.7	1128	6	12

Receiving	No.	Yds.	YPC	TD	YPG
Chad Schroeder	62	699	11.3	1	58.2
Tramaine Jenkins	17	240	14.1	0	26.7

Tackles	Tackles	TFL	Sacks	INT
Lardester Hicks	73	11.0	1.0	1
Anthony King	51	18.5	6.5	1

# BLAZER FOOTBALL



## Game No. 7 HENDERSON STATE THE REDDIES



Oct. 11, 2008 -- Carpenter-Haygood Stadium -- Arkadelphia, Ark.

### General Information

Location: Arkadelphia, Ark.  
Founded: 1890  
Enrollment: 3,500  
President: Dr. Charles Welch  
Athletic Director: Sam Goodwin  
Conference: Gulf South  
Nickname: Reddies  
Colors: Red and Gray  
Stadium: Carpenter-Haygood Stadium  
Capacity: 9,600  
Playing Surface: Natural Grass



### Coaching Staff

Head Coach: Scott Maxfield  
(Louisiana Tech, 1984)  
Career Record: 47-25 (7 yrs)  
Record at HSU: 18-13 (3 yrs)

Record vs. Valdosta State: 0-1  
Office Phone: 870-230-5201  
Best Time to Reach: Contact SID

Assistant Coaches: Robby Brown; Zach Yenser, Robert Henry, Matt Gordon, Clint Smith, Coy Campbell.

### The Reddies

Basic Offense: 1 Back Spread  
Basic Defense: 4-3 Multiple  
2007 Overall Record: 7-3  
2007 GSC Record / Finish: 6-2 / t4th  
2007 Post-Season: None  
Series History: VSU leads 8-0  
Last Meeting: VSU 52, HSU 12 in 2005  
Lettermen Returning: 46  
Lettermen Lost: 29  
Starters Returning: 15

### Media Relations

Football Contact: Troy Mitchell  
Office Phone: 870-230-5197  
Cell Phone: 870-464-7799  
Email: mitchet@hsu.edu  
SID Mailing Address: Henderson State University, Sports Information, 1100 Henderson St. Box 7630, Arkadelphia, AR 71999  
Fax: 205-652-3600  
Press Box Phone: 205-652-6999  
Website: www.athletics.uwa.edu

### 2008 Schedule

08/28 at Central Arkansas  
09/06 ARKANSAS-PINE BLUFF  
09/13 at North Alabama  
09/20 ARKANSAS-MONTICELLO  
09/27 at Southern Arkansas  
10/04 at West Georgia  
**10/11 VALDOSTA STATE**  
10/25 at Arkansas Tech  
11/01 HARDING  
11/08 OUACHITA BAPTIST

### 2007 Results

08/25 vs. Texas College W, 44-7  
09/01 at Northwestern State L, 41-6  
09/15 at Delta State L, 9-7  
09/20 WEST ALABAMA W, 38-6  
09/29 at West Georgia W, 37-17  
10/06 ARK.-MONTICELLO W, 41-7  
10/13 ARKANSAS TECH L, 21-20  
10/27 HARDING W, 22-19  
11/01 at Ouachita Baptist W, 18-0  
11/10 at Southern Arkansas W, 58-34

## Game No. 8 HARDING THE BISON



Oct. 18, 2008 -- Bazemore-Hydr Stadium -- Valdosta, Ga.

### General Information

Location: Searcy, Ark.  
Founded: 1924  
Enrollment: 6,500  
President: Dr. David B. Burks  
Athletic Director: Greg Harnden  
Conference: Gulf South  
Nickname: Bison  
Colors: Black and Gold  
Stadium: First Security Stadium  
Capacity: 5,000  
Playing Surface: ProPlay



### Coaching Staff

Head Coach: Ronnie Huckeba  
(Harding, 1978)  
Career Record: 6-4 (1 yr)  
Record at DSU: 6-4 (1 yr)

Record vs. Valdosta State: 0-0  
Office Phone: 501-279-4763  
Best Time to Reach: Contact SID

Assistant Coaches: Tim Perry; Paul Simmons; Clay Beason; Klay Bartee; Gray Yates; Lee Edwards; Corey Fipps.

### The Bison

Basic Offense: Spread  
Basic Defense: 3-3-5  
2007 Overall Record: 6-4  
2007 GSC Record / Finish: 5-3 / 5th  
2007 Post-Season: None  
Series History: VSU leads 3-1  
Last Meeting: HU 16, VSU 13 in 2005  
Lettermen Returning: 46  
Lettermen Lost: 14  
Starters Returning: 18

### Media Relations

Football Contact: Scott Goode  
Office Phone: 501-279-4363  
Cell Phone: 501-230-2809  
Email: sgoode@harding.edu  
SID Mailing Address: Box 12281, Harding University, Searcy, AR 72149-0001  
Fax: 501-279-4138  
Press Box Phone: 501-279-4071  
Website: www.hardingsports.com

### 2008 Schedule

08/30 at Missouri Southern  
09/06 WEST ALABAMA  
09/13 at Southwest Baptist  
09/20 DELTA STATE  
09/25 at North Alabama  
10/04 SOUTHERN ARKANSAS  
10/11 OUACHITA BAPTIST  
**10/18 at Valdosta State**  
10/25 ARKANSAS-MONTICELLO  
11/01 at Henderson State  
11/08 at Arkansas Tech

### 2007 Results

08/30 SW BAPTIST W, 43-40  
09/08 at Missouri Southern L, 48-20  
09/13 NORTH ALABAMA L, 58-13  
09/22 at Ark.-Monticello L, 48-32  
09/29 at West Alabama W, 36-35  
10/04 WEST GEORGIA W, 49-31  
10/20 at Southern Ark. W, 31-24  
10/27 at Henderson State L, 22-19  
11/03 ARKANSAS TECH W, 62-55  
11/10 OUACHITA BAPTIST W, 38-36

### TOP RETURNING STATISTICAL PERFORMERS

Rushing	Att.	Yds.	YPC	TD	YPG
Bernard Palmer	195	958	4.9	10	95.8
Garett Manning	83	373	4.5	3	37.3

Passing	Att.	Comp.	Pct.	Yds.	TD	Int.
Garett Manning	84	160	52.5	1261	8	10

Receiving	No.	Yds.	YPC	TD	YPG
Greg Godfrey	25	407	16.3	7	40.7
Robert Espinoza	22	305	13.9	2	33.9

Tackles	Tackles	TFL	Sacks	INT
Demarcus Robinson	45	7.5	5.0	0
Nick Finley	43	9.0	4.0	0

### TOP RETURNING STATISTICAL PERFORMERS

Rushing	Att.	Yds.	YPC	TD	YPG
Alan Webster	93	596	6.4	3	59.6
David Knighton	82	112	1.4	3	11.2

Passing	Att.	Comp.	Pct.	Yds.	TD	Int.
David Knighton	453	297	65.6	3198	32	12

Receiving	No.	Yds.	YPC	TD	YPG
Zac Ross	49	512	10.4	4	51.2
Alan Webster	39	396	10.2	5	39.6

Tackles	Tackles	TFL	Sacks	INT
Kyle Young	69	3.5	1.5	0
Tracy Brown	63	1.5	0.5	2



## Game No. 9 NORTH ALABAMA THE LIONS




Oct. 25, 2008 -- Braly Municipal Stadium -- Florence, Ala.

### General Information

Location: Florence, Ala.  
 Founded: 1830  
 Enrollment: 7,300  
 President: Dr. William Cale  
 Athletic Director: Dr. Joel Erdmann  
 Conference: Gulf South  
 Nickname: Lions  
 Colors: Purple and Gold  
 Stadium: Braly Municipal Stadium  
 Capacity: 14,215  
 Playing Surface: Natural Grass

### Coaching Staff

 Head Coach: Mark Hudspeth (Delta State, 1992)  
 Career Record: 54-19 (6 yrs)  
 Record at UNA: 54-19 (6 yrs)  
 Record vs. Valdosta State: 3-5  
 Office Phone: 256-765-4397  
 Best Time to Reach: 9:30-11:30 am

Assistant Coaches: Alan Arrington; Karl Morgan; Sean Cannon; Chris Willis; Steadman Campbell; Harold Wisdom.

### The Lions

Basic Offense: Multiple  
 Basic Defense: Multiple  
 2007 Overall Record: 10-2  
 2007 GSC Record / Finish: 7-1 / t2nd  
 2007 Post-Season: NCAA Quarterfinals  
 Series History: UNA leads 15-13-1  
 Last Meeting: VSU 37, UNA 23 in 2007  
 Lettermen Returning: 49  
 Lettermen Lost: 25  
 Starters Returning: 12

### Media Relations

Football Contact: Jeff Hodges  
 Office Phone: 256-765-4595  
 Home Phone: 256-766-7572  
 Email: sportsinformation@una.edu  
 SID Mailing Address: UNA Athletics, UNA Box 5038, Florence, AL 35632-0001  
 Fax: 256-765-4659  
 Press Box Phone: 256-765-5576  
 Website: www.roarlions.com

### 2008 Schedule

08/28 SOUTHERN ARKANSAS  
 09/06 at Carson-Newman  
 09/13 HENDERSON STATE  
 09/20 at West Georgia  
 09/25 HARDING  
 10/04 at Arkansas Tech  
 10/09 at North Greenville  
 10/16 at Delta State  
**10/25 VALDOSTA STATE**  
 11/01 ARKANSAS-MONTICELLO  
 11/08 at West Alabama

### 2007 Results

09/08 TUSCULUM W, 43-24  
 09/13 at Harding W, 58-17  
 09/22 SOUTHERN ARK. W, 27-8  
 09/29 at Arkansas Tech W, 27-20  
 10/06 OUACHITA BAPTIST W, 40-7  
 10/13 at Ark.-Monticello W, 46-27  
 10/18 DELTA STATE W, 28-17  
**10/27 at Valdosta State L, 27-24**  
 11/03 WEST GEORGIA W, 65-17  
 11/10 WEST ALABAMA W, 49-20  
 11/24 DELTA STATE W, 20-17  
**12/01 at Valdosta State L, 37-23**

### TOP RETURNING STATISTICAL PERFORMERS

Rushing	Att.	Yds.	YPC	TD	YPG
David McCants	125	573	4.6	8	
A.J. Milwee	99	165	1.7	4	

Passing	Att.	Comp.	Pct.	Yds.	TD	Int.
A.J. Milwee	360	236	65.6	2783	24	7

Receiving	No.	Yds.	YPC	TD	YPG
Joemal Campbell	56	643	11.5	3	
Rocky Coleman	26	345	13.3	4	

Tackles	Tackles	TFL	Sacks	INT
Michael Johnson	81	5.5	0.5	1
Quin Suggs	50	4.0	0.0	2



## Game No. 10 WEST GEORGIA THE WOLVES




Oct. 30, 2008 -- Bazemore-Hyder Stadium -- Valdosta, Ga.

### General Information

Location: Carrollton, Ga.  
 Founded: 1906  
 Enrollment: 10,750  
 President: Dr. Beheruz N. Sethna  
 Athletic Director: Ed Murphy  
 Conference: Gulf South  
 Nickname: Wolves  
 Colors: Blue and Red  
 Stadium: Grisham Stadium  
 Capacity: 8,000  
 Playing Surface: Natural Grass

### Coaching Staff

 Head Coach: Darryl Dickey (Tennessee, 1986)  
 Career Record: 28-15 (4 yrs)  
 Record at UWG: First year  
 Record vs. Valdosta State: 0-0  
 Office Phone: 678-839-6539  
 Best Time to Reach: 11 am-Noon

Assistant Coaches: Lamont Seward; Russ Rothar; Louis LeBlanc; Jeff Fela; James Colzie; Ryan Locke; Dave Ware.

### The Wolves

Basic Offense: Multiple  
 Basic Defense: Multiple  
 2007 Overall Record: 2-9  
 2007 GSC Record / Finish: 1-7 / 10th  
 2007 Post-Season: None  
 Series History: VSU leads 17-8  
 Last Meeting: VSU 35, UWG 10 in 2007  
 Lettermen Returning: 26  
 Lettermen Lost: 24  
 Starters Returning: 10

### Media Relations

Football Contact: Mitch Gray  
 Office Phone: 678-839-6542  
 Cell Phone: 770-301-8619  
 Email: mgray@westga.edu  
 SID Mailing Address: Murphy Athletic Building, 1601 Maple St., Carrollton, GA 30118-1210  
 Fax: 770-836-6543  
 Press Box Phone: 678-796-2222  
 Website: www.uwg sports.com

### 2008 Schedule

08/28 at Samford  
 09/06 CLARK ATLANTA  
 09/13 at Ouachita Baptist  
 09/20 NORTH ALABAMA  
 10/04 HENDERSON STATE  
 10/09 at Arkansas-Monticello  
 10/18 ARKANSAS TECH  
 10/25 at West Alabama  
**10/30 at Valdosta State**  
 11/08 DELTA STATE

### 2007 Results

09/01 at Clark-Atlanta W, 23-11  
 09/08 at Georgia Southern L, 45-21  
 09/15 ARKANSAS TECH L, 52-34  
 09/22 at Newberry L, 64-7  
 09/29 HENDERSON STATE L, 37-17  
 10/04 at Harding L, 49-31  
 10/13 WEST ALABAMA W, 30-28  
 10/20 ARK.-MONTICELLO L, 35-32  
 10/27 at Delta State L, 41-9  
 11/03 at North Alabama L, 65-17  
**11/08 at Valdosta State L, 35-10**

### TOP RETURNING STATISTICAL PERFORMERS

Rushing	Att.	Yds.	YPC	TD	YPG
Joey Harris	40	168	4.2	0	18.7
Yusuf Holloway	41	87	2.1	0	10.9

Passing	Att.	Comp.	Pct.	Yds.	TD	Int.
Sean Gray	17	5	29.4	41	0	3

Receiving	No.	Yds.	YPC	TD	YPG
James Crowley	44	504	11.5	2	45.8
Ron Dickson	36	360	10.0	1	32.7

Tackles	Tackles	TFL	Sacks	INT
Ray Mitchell	83	3.0	1.0	1
Michael Reardon	59	6.5	3.0	0



**A LOOK BACK AT 2007**

# BLAZER FOOTBALL

## GAME 1

**No. 6 Valdosta State 41, No. 21 Albany State 3**  
**September 1 • Bazemore-Hydr Stadium • Valdosta, Ga.**

Valdosta State's offense accumulated 436 yards of total offense as VSU claimed a 41-3 win over Albany State ... Willie Copeland threw two touchdowns in the first half, to Jeffrey Felton and Scott Palmer, and Zac Williams kicked a pair of field goals as VSU raced to a 27-3 halftime lead ... Palmer's score was the first of his career ... Ronnye Nelson also tallied his first career touchdown on a six yard run ... The Blazer offense tallied 208 yards rushing while passing for 228 ... Five different Blazers scored a touchdown in the game as Shawn Harris scored on a blocked punt in the third quarter and Thomas Arnold tallied an 18-yard touchdown run in the fourth ... In addition to blocking the punt, the VSU special teams unit also blocked a field goal in the contest ... The VSU defense tallied six sacks and two interceptions ... Albany State's only points came on a 21-yard field goal with 12:19 remaining in the first half ... The game was halted for 1:50 in the second quarter due to lightning.

Scoring	1	2	3	4	F
Albany State	0	3	0	0	-- 3
Valdosta State	10	17	7	7	-- 41

### First Quarter

VSU 12:07	Z. Williams 23-yard field goal
VSU 5:32	Felton 3-yard pass from Copeland (Z. Williams kick)

### Second Quarter

ASU 12:19	Torstenson 21-yard field goal
VSU 6:23	Z. Williams 26-yard field goal
VSU 2:35	Nelson 6-yard run (Williams kick)
VSU 0:25	Palmer 17-yard pass from Copeland (Z. Williams kick)

### Third Quarter

VSU 13:18	Harris 25-yard blocked punt return (Z. Williams kick)
-----------	---

### Fourth Quarter

VSU 10:33	Arnold 18-yard run (Z. Williams kick)
-----------	---------------------------------------

Team Statistics	VSU	ASU
First Downs	26	12
Rushes-Yards (Net)	42-208	43-134
Passes Att-Comp-Int	34-21-0	21-9-2
Passing Yards (Net)	228	131
Total Offense	76-436	64-265
Punts (Number-Avg.)	2-34.5	5-29.4
Fumbles-Lost	2-1	1-0
Time of Possession	27:40	32:20

### Individual Stats

**Rushing:** VSU - Terry 9-74; Robinson 7-47; Arnold 4-37/1td; Pruitt 2-22; Powell 2-14; R. Callaway 1-9; Nelson 6-5/1td; Copeland 11-0. ASU - Davis 13-54; Johnson 3-53; Flakes 9-18; Neavins 3-11; Porter 9-7; Kirksey 5-1; Williams 1-(minus 10).  
**Passing:** VSU - Copeland 18-29-0, 220yds/2tds; Pruitt 3-4-0, 8yds; R. Callaway 0-1-0. ASU - Flakes 6-14-2, 106yds; Kirksey 3-7-0, 25yds.  
**Receiving:** VSU - Jones 5-49; Felton 4-56/1td; Bastone 3-35; Terry 2-35; Taylor 2-7; Palmer 1-17/1td; Rayam 1-14; Robinson 1-9; Parker 1-8; Dean 1-(minus 2). ASU - Kyles 2-68; Johnson 2-35; Porter 2-5; Hart 1-11; Williams 1-10; Taylor 1-2.  
**Defense:** VSU - Reynolds 9tckls/0.5tfl/2pd; Cullen 7tckls/1tfl; L. Dean 6tckls/0.5tfl/1block. ASU - Richardson 15tckls; Davis 12tckls; Cummings 10tckls/2sacks.

## GAME 2

**No. 5 Valdosta State 69, Fort Valley State 0**  
**September 8 • Wildcat Stadium • Fort Valley, Ga.**

Valdosta State enjoyed a record-setting night as the Blazers blanked Fort Valley State 69-0 ... The win was the largest margin of victory in school history ... The 69 points marked the second-most points in school history ... Cedric Jones caught two touchdowns and eight passes for 132 yards ... The shutout marked the 17th shutout in school history and the first since November 8, 2003 ... In addition to blanking the Wildcats, the Blazer defense tallied three interceptions and a fumble recovery while holding Fort Valley State to just 167 yards of total offense ... Willie Copeland completed 20-of-28 passes for three touchdowns and 249 yards while playing just one possession in the second half.

Scoring	1	2	3	4	F
Valdosta State	12	21	22	14	-- 69
Fort Valley State	0	0	0	0	-- 0

### First Quarter

VSU 10:35	Z. Williams 35-yard field goal
VSU 8:27	Copeland 8-yard run
VSU 1:57	Cullen safety

### Second Quarter

VSU 11:08	Jones 54-yard pass from Copeland (Z. Williams kick)
VSU 5:10	Jones 27-yard pass from Copeland (Z. Williams kick)
VSU 0:10	Black fumble recovery (Z. Williams kick)

### Third Quarter

VSU 11:47	Powell 4-yard pass from Copeland (Z. Williams kick)
VSU 5:37	Leggett 55-yard interception return (kick failed)
VSU 5:25	Brown safety
VSU 0:31	Terry 4-yard run (Z. Williams kick)

### Fourth Quarter

VSU 9:15	Pruitt 5-yard run (Z. Williams kick)
VSU 1:38	Nelson 10-yard run (Z. Williams kick)

Team Statistics	VSU	FVSU
First Downs	24	9
Rushes-Yards (Net)	33-139	32-21
Passes Att-Comp-Int	36-25-1	32-16-3
Passing Yards (Net)	321	146
Total Offense	69-460	64-167
Punts (Number-Avg.)	3-38.7	5-34.8
Fumbles-Lost	0-0	1-1
Time of Possession	32:26	27:34

### Individual Stats

**Rushing:** VSU - Terry 6-43/1td; Pruitt 6-35/1td; Palmer 2-23; Copeland 4-19/1td; Robinson 6-14; Nelson 3-8/1td; Arnold 2-2; Powell 1-(minus 1); Callaway 3-(minus 4). FVSU - Williams 3-17; Watson 4-10; Hayward 5-8; Oden 4-5; Carter 1-(minus 1); West 10-(minus 3); Anderson 4-(minus 5); Samas 1-(minus 10).  
**Passing:** VSU - Copeland 20-30-1, 249yds/3td; Pruitt 2-3-0, 51yds; R. Callaway 3-3-0, 21yds. FVSU - West 12-22-2, 116yds; Williams 4-9-1, 30yds; Samas 0-1-0.  
**Receiving:** VSU - Jones 8-132/2td; Terry 4-42; Taylor 3-13; Bastone 2-45; Rayam 2-38; Felton 2-30; Sledge 1-13; Powell 1-4/1td; Dean 1-3; Callaway 1-1. FVSU - Atueyi 6-86; Kimble 3-11; Randall 2-23; Williams 2-7; Cutts 1-9; Tennyson 1-7; Watson 1-3.  
**Defense:** VSU - L. Dean 8tckls/0.5tfl/1pd; Cullen 8tckls/1tfl; Montford 7tckls/0.5tfl. FVSU - Love 8tckls/1int/1pd; Bostick 7tckls/1tfl; Miller 7tckls/1.5tfl.



# BLAZER FOOTBALL

## GAME 3

**No. 4 Valdosta State 28, Arkansas Tech 27**  
**September 22 ♦ Buerkle Stadium ♦ Russellville, Ark.**

Valdosta State overcame a 13-point fourth quarter deficit to defeat Arkansas Tech 28-27 ... The Wonder Boys jumped on the Blazers early, scoring on their first two possessions for a 14-0 advantage ... Meanwhile, VSU was held scoreless in the first half for the first time since November 27, 2004 ... Valdosta State evened the game on its first two drives of the second half as Willie Copeland picked up a pair of rushing touchdowns ... Michael Terry set up the first score with a 43-yard run and the second by picking up 37 yards on five rushes ... Arkansas Tech responded with two third quarter touchdowns, but Maurice Leggett blocked the extra point on the first to establish the 13-point ATU advantage ... Terry tallied the third VSU touchdown less than four minutes into the fourth while Ronnye Nelson scored the game-winner with 4:44 to go ... ATU got the ball back with 2:03 remaining, but threw three incomplete passes and suffered a sack and fumble on fourth down as the Blazers sealed the victory ... Valdosta State was held to 176 total yards in the first half, but tallied 325 in the second half ... Meanwhile, the Wonder Boys recorded 217 yards in the first half and just 150 in the second ... Cedric Jones had his second straight 100 yard game as he caught 14 passes for 135 yards.

Scoring	1	2	3	4		F
Valdosta State	0	0	14	14	--	28
Arkansas Tech	14	0	13	0	--	27

### First Quarter

ATU	12:08	Barthel 1-yard run (Cockerham kick)
ATU	9:00	Gunter 19-yard pass from Barthel (Cockerham kick)

### Third Quarter

VSU	13:54	Copeland 9-yard run (Z. Williams kick)
VSU	7:59	Copeland 1-yard run (Z. Williams kick)
ATU	6:24	Vanhook 35-yard run (kick blocked)
ATU	2:36	Barthel 2-yard run (Cockerham kick)

### Fourth Quarter

VSU	11:11	Terry 16-yard run (Z. Williams kick)
VSU	4:44	Nelson 4-yard run (Z. Williams kick)

### Team Statistics

	VSU	ATU
First Downs	29	18
Rushes-Yards (Net)	46-249	30-132
Passes Att-Comp-Int	44-30-1	41-24-1
Passing Yards (Net)	252	235
Total Offense	90-501	71-367
Punts (Number-Avg.)	5-38.2	6-44.5
Fumbles-Lost	3-1	1-1
Time of Possession	36:40	23:20

### Individual Stats

**Rushing:** VSU - Terry 17-137/1td; Copeland 11-50/2td; Nelson 7-36/1td; Arnold 5-25; Palmer 1-6; Jones 1-2; Robinson 2-0. ATU - Barthel 11-40/2td; Vanhook 5-38/1td; Childress 12-36; Bryant 1-18; Stiger 1-0.

**Passing:** VSU - Copeland 30-44-1, 252yds. ATU - Barthel 24-41-1, 235yds/1td.

**Receiving:** VSU - Jones 14-135; Parker 4-39; Taylor 3-18; Rayam 2-17; Felton 2-16; Nelson 2-10; Bastone 1-11; Callaway 1-6; Robinson 1-0. ATU - Stiger 8-89; Gunter 4-48/1td; Vanhook 4-20; Ray 3-24; Turner 2-10; Wright 1-37; McCutcheon 1-10; Childress 1-(minus 3).

**Defense:** VSU - Montford 8tckls/1tfl/1fr; Reynolds 6tckls/1tfl; Kitchens 6tckls/1tfl. ATU - Dansby 12tckls/1int; Webster 11tckls; Cursh 8tckls/1tfl/2ff.

## GAME 4

**No. 5 Valdosta State 31, Ouachita Baptist 3**  
**September 29 ♦ Bazemore-Hyder Stadium ♦ Valdosta, Ga.**

Valdosta State rushed for 301 yards en route to a 31-3 win over Ouachita Baptist ... The Blazers tallied their highest rushing total since having 315 against North Alabama on October 27, 2001 ... Michael Terry ran for a career-high 181 yards, on just nine rushing attempts and was named the Gulf South Conference Player-of-the-Week ... Terry broke touchdown runs of 56 yards and 69 yards, the two longest runs of his career ... VSU fell behind for the second straight week as the Tigers kicked a 31-yard field goal nine minutes into the game ... The Blazers responded with a 31-yard field goal of their own and claimed a 10-3 halftime lead on Roger King's 61-yard punt return for a touchdown ... Terry scored his first touchdown less than a minute into the second half while Willie Copeland also found Cedric Jones for a 21-yard touchdown pass in the third quarter ... Terry sealed the victory with 10:41 remaining in the contest ... King's punt return marked the third time in four games that the Blazer special teams and defensive units had out-scored VSU's opponents ... VSU's offense gained 500 yards for the second straight game while the defense held its opponent under 300 for the third time in four games.

Scoring	1	2	3	4		F
Ouachita Baptist	3	0	0	0	--	3
Valdosta State	3	7	14	7	--	31

### First Quarter

OBU	5:59	Wright 31-yard field goal
VSU	2:00	Z. Williams 31-yard field goal

### Second Quarter

VSU	8:11	King 61-yard punt return (Z. Williams kick)
-----	------	---

### Third Quarter

VSU	14:08	Terry 56 yard run (Z. Williams kick)
VSU	3:53	Jones 21-yard pass from Copeland (Z. Williams kick)

### Fourth Quarter

VSU	10:41	Terry 69-yard run (Z. Williams kick)
-----	-------	--------------------------------------

### Team Statistics

	VSU	OBU
First Downs	24	16
Rushes-Yards (Net)	32-301	39-104
Passes Att-Comp-Int	37-22-0	37-18-1
Passing Yards (Net)	218	154
Total Offense	69-519	76-258
Punts (Number-Avg.)	4-38.8	8-39.8
Fumbles-Lost	3-2	1-0
Time of Possession	26:46	33:14

### Individual Stats

**Rushing:** VSU - Terry 9-181/2td; Nelson 7-50; Arnold 5-24; Powell 2-20; Robinson 1-15; Curbeam 1-8; Copeland 4-4; Sledge 1-(minus 1). OBU - Hopson 24-81; Alex 8-17; Parker 2-5; Hayes 1-1; Johnson 4-0.

**Passing:** VSU - Copeland 22-37-0, 218yds/1td. OBU - Parker 18-37-1, 154yds.

**Receiving:** VSU - Jones 5-57/1td; Parker 4-43; Bastone 2-28; Felton 2-17; Nelson 2-9; Evans 1-33; Palmer 1-10; Taylor 1-9; Robinson 1-7; Rayam 1-3; Callaway 1-2; Powell 1-0. OBU - Pruitt 8-73; Taylor 6-35; Hopson 1-15; Nutt 1-15; Ruffing 1-8; Hayes 1-8.

**Defense:** VSU - Montford 12tckls/0.5tfl/1pd; Cullen 9tckls/1tfl; Reynolds 8tckls/0.5tfl/1int/1pd. OBU - Burkett 11tckls/1pd; Gardner 9tckls; McClain 7tckls.

# BLAZER FOOTBALL

## GAME 5

No. 5 Valdosta State 33, Southern Arkansas 21  
October 6 • Wilkins Stadium • Magnolia, Ark.

Valdosta State returned two interceptions for touchdowns and tallied seven total turnovers to defeat Southern Arkansas 33-21 in Wilkins Stadium. Shawn Harris returned the first pick 86 yards for a score to push the Blazer lead to 27-7 while Jamaal Clark registered the second, a 45-yard return, to close out the scoring in the game. Willie Copeland threw a pair of touchdowns in the game, to Cedric Jones and to Cedric Evans. Sherard Reynolds and Roger King also recorded interceptions and VSU tallied three fumble recoveries. The Muleriders closed to within 26-21 with a pair of fourth quarter scores before Clark's interception return sealed the victory. Harris' 86-yard return marked the longest interception return in school history while VSU's 166 interception return yards set a new GSC record.

Scoring	1	2	3	4	F
Valdosta State	10	3	14	6	-- 33
Southern Arkansas	7	0	0	14	-- 21

### First Quarter

VSU	9:13	Jones 4-yard pass from Copeland (Z. Williams kick)
SAU	8:56	Ashley 59-yard run (Cuevas kick)
VSU	6:27	Z. Williams 38-yard field goal

### Second Quarter

VSU	10:54	Z. Williams 34-yard field goal
-----	-------	--------------------------------

### Third Quarter

VSU	9:20	Evans 5-yard pass from Copeland (Z. Williams kick)
VSU	5:55	Harris 86-yard interception return (Z. Williams kick)

### Fourth Quarter

SAU	14:16	Metcalf 1-yard run (Cuevas kick)
SAU	9:23	Coleman 32-yard pass from SanFilippo (Cuevas kick)
VSU	2:05	Clark 45-yard interception return (pass failed)

Team Statistics	VSU	SAU
First Downs	15	21
Rushes-Yards (Net)	20-28	55-171
Passes Att-Comp-Int	43-28-0	33-13-4
Passing Yards (Net)	283	192
Total Offense	63-311	88-363
Punts (Number-Avg.)	3-36.3	3-41.3
Fumbles-Lost	4-3	7-3
Time of Possession	25:09	34:51

### Individual Stats

**Rushing:** VSU - Terry 5-32; Robinson 3-19; Pruitt 1-17; Powell 1-0; Arnold 5-(minus 4); Copeland 4-(minus 33). SAU - Ashley 10-90/1td; Sworn 10-45; McDonald 6-17; Metcalf 6-17/1td; Loucious 4-17; Johnson 3-7; Porter 3-7; SanFilippo 11-(minus 16); Coleman 1-(minus 4).

**Passing:** VSU - Copeland 28-43-0, 283yds/2td. SAU - SanFilippo 13-32-4, 192/1td; Porter 0-1-0.

**Receiving:** VSU - Jones 8-58/1td; Parker 4-81; Arnold 3-45; Evans 3-25/1td; Felton 3-8; Robinson 2-2; Bastone 1-22; Curbeam 1-20; Callaway 1-12; Rayam 1-9; Taylor 1-1. SAU - Chatman 3-52; Loucious 3-24; Coleman 2-39/1td; Fields 1-26; Johnson 1-16; Metcalf 1-15; Ashley 1-12; Sworn 1-8.

**Defense:** VSU - Reynolds 10tckls/1int/2pd; Montford 9tckls/2tfl/2ff; Kitchens 7tckls/1pd. SAU - Jones 8tckls/0.5tfl; Anthony 7tckls/1tfl/1ff/1fr; Wright 7tckls/1tfl.

## GAME 6

No. 8 Delta State 35, No. 5 Valdosta State 31  
October 11 • Bazemore-Hyder Stadium • Valdosta, Ga.

Delta State scored 28 straight points to defeat Valdosta State 35-31 in Bazemore-Hyder Stadium. The Blazers jumped to a 17-0 halftime lead, utilizing a blocked punt and two safeties to pick up 11 points in the first quarter and a Zach Parker touchdown for six more in the second. A Cedric Jones scoring strike pushed VSU's lead to 24-0 in the third quarter. Jeremy Ricks caught two touchdowns and returned a kick-off for a score while David Tahi added an interception return and Greg Betterson a catch for touchdowns. VSU had two opportunities in the final five minutes to take the lead, but turned the ball over on downs and threw and interception on the goal line with 29 seconds remaining. Blazer punter Steven Wright enjoyed a career night, kicking eight punts for an average of 45.4 yards. All eight of his punts traveled at least 40 yards, including one that traveled 55.

Scoring	1	2	3	4	F
Delta State	0	0	28	7	-- 35
Valdosta State	11	6	14	0	-- 31

### First Quarter

VSU	12:35	Powell 0-yard blocked punt return (Z. Williams kick)
VSU	2:22	Team safety
VSU	0:06	Daniels safety

### Second Quarter

VSU	11:55	Parker 6-yard pass from Copeland (kick failed)
-----	-------	--

### Third Quarter

VSU	10:28	Jones 24-yard pass from Copeland (Z. Williams kick)
DSU	9:16	Ricks 19-yard pass from Wilson (Adams kick)
VSU	6:38	Terry 1-yard run (Z. Williams kick)
DSU	6:26	Ricks 85-yard kickoff return (Adams kick)
DSU	5:28	Tahi 35-yard interception return (Adams kick)
DSU	1:11	Ricks 40-yard pass from Wilson (Adams kick)

### Fourth Quarter

DSU	11:22	Betterson 17-yard pass from Hyatt (Adams kick)
-----	-------	--

Team Statistics	VSU	DSU
First Downs	24	22
Rushes-Yards (Net)	32-146	47-216
Passes Att-Comp-Int	49-26-2	24-15-0
Passing Yards (Net)	216	246
Total Offense	81-362	71-462
Punts (Number-Avg.)	8-45.4	4-28.2
Fumbles-Lost	1-0	2-1
Time of Possession	33:20	26:40

### Individual Stats

**Rushing:** VSU - Terry 14-82/1td; Robinson 7-40; Nelson 4-21; Copeland 6-3. DSU - Wilson 23-88; Cox 10-64; Ricks 2-31; Schroeder 3-13; Hyatt 3-13; Stallings 5-8.

**Passing:** VSU - Copeland 26-49-2, 216yds/2td. DSU - Wilson 10-17-0, 161yds/2td; Hyatt 5-7-0, 85yds/1td.

**Receiving:** VSU - Jones 8-91/1td; Felton 8-37; Parker 3-39/1td; Bastone 2-12; Callaway 2-9; Evans 1-15; Robinson 1-8; Nelson 1-5. DSU - Ricks 6-102/2td; Schroeder 5-59; Marshall 2-65; Betterson 2-20/1td.

**Defense:** VSU - Montford 11tckls/1.5tfl/1sack; Reynolds 9tckls/0.5tfl; May 7tckls/1.5tfl. DSU - Wiggins 9tckls/1int/2pd; Eubanks 8tckls/1tfl; Watts 7tckls/1tfl.

# BLAZER FOOTBALL

## GAME 7

**No. 13 Valdosta State 37, West Alabama 0**  
**October 20 ♦ Tiger Stadium ♦ Livingston, Ala.**

Valdosta State recorded its second shutout of the season as the Blazers blanked West Alabama 37-0 ... It marked the first time the Blazers recorded two shutouts in one season since 2002 ... VSU scored three rushing touchdowns and two through the air ... Valdosta State registered its fourth 200-yard rushing game of the season, its most since having seven during the 2004 national championship season ... The Blazers featured a balanced attack as they also passed for 238 yards while totaling 461 in the contest ... Michael Terry scored on a pair of touchdown runs and broke his fifth 35-plus rushing attempt of the season, on a 40-yard run in the first quarter ... He carried the ball 14 times for 99 yards ... The VSU defense registered six tackles for loss and one sack while holding the Tigers to just 266 yards of total offense ... Larry Dean led the way with eight tackles, two for loss and one sack ... Sherard Reynolds registered his team-leading fourth interception of the season and the VSU passing defense limited West Alabama to just 73 yards passing ... The Blazers controlled the clock for more than 33 minutes of action and recorded four turnovers in the contest ... The Tigers' only scoring chance came early in the second quarter as they missed a 37-yard field goal attempt.

Scoring	1	2	3	4	F
Valdosta State	14	10	6	7	37
West Alabama	0	0	0	0	0

### First Quarter

VSU	4:19	Copeland 3-yard run (Z. Williams kick)
VSU	1:51	Terry 3-yard run (Z. Williams kick)

### Second Quarter

VSU	6:10	Z. Williams 23-yard field goal
VSU	3:00	Rayam 51-yard pass from Copeland (Z. Williams kick)

### Third Quarter

VSU	11:52	Felton 31-yard pass from Copeland (kick blocked)
-----	-------	--

### Fourth Quarter

VSU	12:45	Terry 2-yard run (Z. Williams kick)
-----	-------	-------------------------------------

Team Statistics	VSU	UWA
First Downs	24	15
Rushes-Yards (Net)	45-223	50-193
Passes Att-Comp-Int	26-20-1	23-8-1
Passing Yards (Net)	238	73
Total Offense	71-461	73-266
Punts (Number-Avg.)	3-42.7	3-35.7
Fumbles-Lost	1-1	3-3
Time of Possession	33:01	26:59

### Individual Stats

**Rushing:** VSU - Terry 14-99/2td; Robinson 11-56; Pruitt 4-38; Nelson 4-21; Copeland 4-16/1td; Palmer 1-6; Arnold 3-(minus 1); Powell 2-(minus 1). UWA - Allen 22-124; Mason 14-42; Kennedy 2-11; Jones 3-9; Gracie 2-6; Tomlin 2-3; Reiter 4-0.

**Passing:** VSU - Copeland 19-25-1, 232yds/2td; Pruitt 1-1-0, 6yds. UWA - Reiter 4-13-1, 45yds; Kennedy 2-5-0, 13yds; Allen 2-5-0, 15yds.

**Receiving:** VSU - Felton 3-46/1td; Callaway 3-28; Jones 3-27; Rayam 2-63/1td; Robinson 2-23; Parker 2-12; Nelson 2-11; Arnold 1-13; Taylor 1-9; Dean 1-6. UWA - Levett 3-23; Mason 2-14; Connell 1-21; Allen 1-8; Jones 1-7.

**Defense:** VSU - L. Dean 8tckls/2ftf/1sack; Montford 7tckls/1ftf; Petty 6tckls/1fr. UWA - Smith 12tckls/0.5ftf; Garrett 11tckls/0.5ftf; Ali 8tckls.

## GAME 8

**No. 11 Valdosta State 27, No. 2 North Alabama 24**  
**October 27 ♦ Bazemore-Hyder Stadium ♦ Valdosta, Ga.**

Valdosta State snapped a two-game losing streak to North Alabama by defeating the Lions 27-24 ... The win marked VSU's second of the season against a ranked opponent ... William Montford led the Blazers with 12 tackles, including eight solos ... The senior linebacker also had two and a half tackles for loss, for 18 yards, and one sack, for 13 yards ... The Blazers registered three turnovers in the game while holding UNA, who entered the game ranked No. 1 in the nation in turnover margin, to just one takeaway ... VSU scored on a Michael Terry four-yard run with 5:58 to go in the game for the winning score ... The Blazers led 13-10 at the half after getting a first quarter Willie Copeland touchdown run and two field goals from Zac Williams ... After a Clay Callaway touchdown catch early in the third quarter made it 20-10, the Lions scored a pair of rushing touchdowns later in the quarter to take the lead.

Scoring	1	2	3	4	F
North Alabama	3	7	14	0	24
Valdosta State	7	6	7	7	27

### First Quarter

VSU	5:44	Copeland 2-yard run (Z. Williams kick)
UNA	0:24	Shurden 32-yard field goal

### Second Quarter

VSU	10:37	Z. Williams 25-yard field goal
UNA	2:11	Campbell 6-yard pass from Milwee (Shurden kick)
VSU	0:25	Z. Williams 42-yard field goal

### Third Quarter

VSU	10:18	C. Callaway 11-yard pass from Copeland (Z. Williams kick)
UNA	7:23	Picket 7-yard run (Shurden kick)
UNA	1:24	Milwee 2-yard run (Shurden kick)

### Fourth Quarter

VSU	5:58	Terry 4-yard run (Z. Williams kick)
-----	------	-------------------------------------

Team Statistics	VSU	UNA
First Downs	19	21
Rushes-Yards (Net)	32-143	41-139
Passes Att-Comp-Int	36-24-1	32-20-2
Passing Yards (Net)	252	207
Total Offense	68-395	73-346
Punts (Number-Avg.)	4-30.0	3-22.0
Fumbles-Lost	0-0	1-1
Time of Possession	26:13	33:47

### Individual Stats

**Rushing:** VSU - Terry 16-88/1td; Robinson 7-34; Copeland 5-24/1td; Nelson 3-7; Wright 1-(minus 10). UNA - McCants 14-59; Campbell 4-29; Picket 8-22/1td; Milwee 14-21/1td; Gant 1-8.

**Passing:** VSU - Copeland 24-36-1, 252yds/1td. UNA - Milwee 20-31-1, 207yds/1td; Goodwin 0-1-1.

**Receiving:** VSU - Jones 9-145; Callaway 4-43/1td; Felton 3-26; Evans 2-18; Rayam 2-15; Palmer 1-9; Nelson 1-5; Terry 1-(minus 1); Parker 1-(minus 8). UNA - Campbell 6-38/1td; Coleman 3-40; McCants 3-40; Picket 3-31; Hubbard 2-45; Gant 1-5; McClain 1-4; Messing 1-4.

**Defense:** VSU - Montford 12tckls/2.5ftf/1sack; L. Dean 9tckls; Dollar 6tckls. UNA - Johnson 8tckls/1.5ftf; Suggs 8tckls/1int/1pd; Brooks 7tckls/1ftf.

# BLAZER FOOTBALL

## GAME 9

**No. 8 Valdosta State 63, Arkansas-Monticello 28**  
**November 3 • Cotton Boll Stadium • Monticello, Ark.**

Willie Copeland threw six touchdown passes to lead Valdosta State to a 63-28 GSC win over Arkansas-Monticello ... Jeffrey Felton counted three of the touchdown tosses among his four catches ... The VSU defense held the league's top offense to just 350 total yards, 126.8 below its season average of 476.8 a game, while the offense finished the game with 541 total yards ... The Blazers also recorded four interceptions in the game ... The Boll Weevils kept the game close in the first quarter with a pair of touchdown runs, before the Blazers took a 35-14 halftime lead and eventually led 49-14 in the third quarter.

Scoring	1	2	3	4	F
Valdosta State	21	14	14	14	63
Arkansas-Monticello	14	0	7	7	28

### First Quarter

VSU 14:03	Felton 37-yard pass from Copeland (Z. Williams kick)
UAM 10:56	Spinks 3-yard run (Green kick)
VSU 9:24	Jones 17-yard pass from Copeland (Z. Williams kick)
UAM 4:56	Polite 1-yard run (Green kick)
VSU 3:43	Palmer 6-yard pass from Copeland (Z. Williams kick)

### Second Quarter

VSU 10:18	Terry 10-yard run (Z. Williams kick)
VSU 0:41	Felton 25-yard pass from Copeland (Z. Williams kick)

### Third Quarter

VSU 12:37	Felton 15-yard pass from Copeland (Z. Williams kick)
VSU 6:46	Parker 24-yard pass from Copeland (Z. Williams kick)
UAM 4:55	Buisson 44-yard run (Green kick)

### Fourth Quarter

VSU 14:44	Robinson 5-yard run (Z. Williams kick)
UAM 5:12	Polite 1-yard run (Green kick)
VSU 1:57	Burdette 9-yard run (Z. Williams kick)

### Team Statistics

	VSU	UAM
First Downs	25	21
Rushes-Yards (Net)	33-186	35-135
Passes Att-Comp-Int	34-24-0	44-27-4
Passing Yards (Net)	355	215
Total Offense	67-541	79-350
Punts (Number-Avg.)	4-35.5	6-30.5
Fumbles-Lost	0-0	0-0
Time of Possession	25:21	34:39

### Individual Stats

**Rushing:** VSU - Terry 10-90/1td; Robinson 7-54/1td; Copeland 6-21; D. Burdette 2-10/1td; Nelson 4-6; C. Callaway 1-4; Palmer 1-1; Pruitt 1-1; R. Callaway 1-(minus 1). UAM - Buisson 15-75/1td; Polite 16-44/2td; Spinks 4-16/1td.

**Passing:** VSU - Copeland 19-27-0, 294yds/6td; Pruitt 5-7-0, 61yds. UAM - Buisson 27-43-3, 215yds; McDonald 0-1-1.

**Receiving:** VSU - Felton 4-84/3td; Jones 4-58/1td; Taylor 3-61; Rayam 2-50; Parker 2-30/1td; Nelson 2-22; Palmer 2-17/1td; Robinson 3-20; Burdette 1-10; C. Callaway 1-3. UAM - Ceasar 10-93; Spinks 5-27; Naquin 3-37; Denmark 3-30; Polite 3-19; Martin 2-11; Buisson 1-(minus 2).

**Defense:** VSU - Reynolds 8tckls/1int/3pd; Montford 7tckls; Miles 5tckls. UAM - S. White 10tckls/0.5tfl/1pd; Issac 8tckls/0.5tfl; L. White 7tckls.

## GAME 10

**No. 8 Valdosta State 35, West Georgia 10**  
**November 8 • Bazemore-Hyder Stadium • Valdosta, Ga.**

Valdosta State scored a pair of touchdowns in less than a minute of play of the third quarter as it defeated West Georgia 35-10 in Gulf South Conference action ... Ronnye Nelson tallied the first score on a 55-yard run, the longest rush of his career, with 12:14 remaining in the period ... Fifty-eight seconds later, Maurice Leggett also scored as he scooped up a blocked punt in the end zone ... Eric Williams recorded the block as he burst through the middle of the line ... It marked VSU's sixth blocked kick of the season and the fourth time the Blazers had scored on special teams ... Cedric Jones added a 66-yard catch for a score in the fourth, his longest reception of the year ... Willie Copeland and Jeffrey Felton also added first half touchdowns for the Blazers ... Tucker Pruitt came on in the second quarter for Copeland, who was injured on his six-yard touchdown run, and threw for 101 yards ... West Georgia owned a 33:04 to 26:56 advantage in time of possession in the contest and had one more first down than VSU.

Scoring	1	2	3	4	F
West Georgia	0	10	0	0	10
Valdosta State	7	7	14	7	35

### First Quarter

VSU 9:35	Felton 5-yard pass from Copeland (Z. Williams kick)
----------	---

### Second Quarter

UWG 9:26	Higgins 30-yard pass from Poole (Guberman kick)
VSU 6:22	Copeland 6-yard run (Z. Williams kick)
UWG 0:38	Guberman 19-yard field goal

### Third Quarter

VSU 12:14	Nelson 55-yard run (Z. Williams kick)
VSU 11:16	Leggett 0-yard blocked punt return (Z. Williams kick)

### Fourth Quarter

VSU 10:40	Jones 66-yard from Pruitt (Z. Williams kick)
-----------	--

### Team Statistics

	VSU	UWG
First Downs	17	18
Rushes-Yards (Net)	31-208	30-45
Passes Att-Comp-Int	32-19-0	54-29-2
Passing Yards (Net)	209	303
Total Offense	63-417	84-348
Punts (Number-Avg.)	6-30.3	7-29.0
Fumbles-Lost	3-1	0-0
Time of Possession	26:56	33:04

### Individual Stats

**Rushing:** VSU - Nelson 8-94/1td; Robinson 5-42; Pruitt 5-37; Copeland 3-22/1td; Palmer 2-7; Terry 4-5; Felton 1-1. UWG - Summerset 11-51; Harris 4-13; Kennebrew 7-7; Poole 8-(minus 26).

**Passing:** VSU - Copeland 11-17-0, 99yds/1td; Pruitt 7-14-0, 101yds/1td; Nelson 1-1-0, 9yds. UWG - Poole 29-53-2, 303yds/1td; Howard 0-1-0.

**Receiving:** VSU - Jones 6-127/1td; Evans 3-25; Robinson 3-10; Rayam 2-12; Callaway 1-15; Nelson 1-9; Felton 1-5/1td; Parker 1-4; Sledge 1-2. UWG - Higgins 6-115/1td; Crowley 5-40; Howard 3-30; Johnson 3-29; Kennebrew 3-1; Summerset 3-0; Dickson 2-70; Harris 2-12; Jones 1-8; Billue 1-(minus 2).

**Defense:** VSU - Montford 9tckls/1.5tfl/1sack/1pd; Petty 6tckls/1tfl/1pd; Harris 6tckls/1tfl/2pd. UWG - Morrell 12tckls/1tfl/1sack; Germany 6tckls/1tfl/1pd; Smith 5tckls/1ff.

# BLAZER FOOTBALL

## GAME 11

No. 8 Valdosta State 55, No. 12 Catawba 29

November 24 ♦ Bazemore-Hyder Stadium ♦ Valdosta, Ga.

VSU scored 42 second half points, including 35 straight, to defeat Catawba 55-29 in the second round of the NCAA Playoffs ... Travis Harrison blocked both an extra point and field goal in the game ... The Blazers rushed for 285 yards, including 139 by Michael Terry ... VSU tallied 210 yards after the halftime intermission, 108 of which were recorded by Terry ... Everett Kitchens, in his first game back from injury that sidelined him 21 days, tallied a career-high 17 tackles ... Sherard Reynolds scored VSU's fifth defensive touchdown of the year with a 34-yard fumble return in the first quarter.

Scoring	1	2	3	4		F
Catawba	13	3	0	13	--	29
Valdosta State	7	6	14	28	--	55

### First Quarter

VSU	14:05	Reynolds 34-yard fumble return (Z. Williams kick)
CC	9:04	Bell 2-yard run (kick blocked)
CC	1:59	Bunn 24-yard pass from Roach (Darnell kick)

### Second Quarter

VSU	10:32	Z. Williams 23-yard field goal
CC	7:10	Darnell 38-yard field goal
VSU	0:00	Z. Williams 31-yard field goal

### Third Quarter

VSU	11:02	Rayam 5-yard pass from Copeland (Z. Williams kick)
VSU	5:25	Terry 4-yard run (Z. Williams kick)

### Fourth Quarter

VSU	13:17	Jones 27-yard pass from Copeland (Z. Williams kick)
VSU	11:58	Terry 1-yard run (Z. Williams kick)
VSU	4:07	Palmer 1-yard run (Z. Williams kick)
CC	3:23	Johnson 8-yard pass from Roach (Darnell kick)
VSU	1:35	Pruitt 12-yard run (Z. Williams kick)
CC	0:47	Page 29-yard pass from Roach (kick failed)

### Team Statistics

	VSU	CC
First Downs	29	23
Rushes-Yards (Net)	52-285	33-135
Passes Att-Comp-Int	29-16-1	32-19-2
Passing Yards (Net)	171	278
Total Offense	81-456	65-413
Punts (Number-Avg.)	1-40.0	2-28.5
Fumbles-Lost	0-0	3-2
Time of Possession	32:32	27:28

### Individual Stats

**Rushing:** VSU - Terry 23-139/2td; Robinson 8-49; Copeland 8-39; Pruitt 3-33/1td; Nelson 3-21; Palmer 3-5/1td; Evans 1-3; Jones 1-(minus 4). CC - Bell 16-74/1td; Cuthbertson 12-61; Roach 5-0.

**Passing:** VSU - Copeland 16-29-1, 171yds/2td. CC - Roach 19-32-2, 278yds/3td.

**Receiving:** VSU - Jones 5-76/1td; Rayam 3-23/1td; Felton 2-22; Nelson 1-14; Evans 1-9; Parker 1-9; Bastone 1-9; Taylor 1-7; Callaway 1-2. CC - Strong 7-96; Johnson 3-35/1td; Bunn 2-66/1td; Horne 2-2; Page 1-29/1td; Timmons 1-19; Mitchell 1-17; Bell 1-10; Downs 1-4.

**Defense:** VSU - Kitchens 17tckls/1.5tff; Cullen 10tckls/1tff; L. Dean 7tckls. CC - McAfee 14tckls/1.5tff; Ellington 8tckls; Brown 8tckls.

## GAME 12

No. 8 Valdosta State 37, No. 10 North Alabama 23

December 1 ♦ Bazemore-Hyder Stadium ♦ Valdosta, Ga.

Valdosta State returned three kicks for touchdowns as the Blazers defeated North Alabama 37-23 in the NCAA Playoff Quarterfinals ... Two of the returns came in the fourth quarter, helping VSU overcome a 23-16 deficit ... Sherard Reynolds registered the first return in the fourth, a 65-yard punt return ... On UNA's next punt, Roger King raced 80 yards for a score, the longest punt return for a touchdown in VSU history ... Ronnye Nelson registered the first Blazer score of the day with a 91-yard kickoff return in the first quarter ... Valdosta State registered 330 yards of total kick returns in the game, including a NCAA Division II Playoff record 183 yards on four punt returns ... Cedric Jones caught two touchdowns in the contest, giving him 10 on the season ... Jones' second touchdown came just 60 seconds after King's punt return after Michael Cullen recovered a Brandenn Pickett fumble on the UNA three yard line ... Reynolds and King also recorded interceptions in the game ... Each team got a pair of touchdowns and a field goal while missing an extra point each in the first half for a 16-16 halftime tie ... The kick returns helped VSU overcome a nine minute deficit in time of possession in the game.

Scoring	1	2	3	4		F
North Alabama	9	7	7	0	--	23
Valdosta State	13	3	0	21	--	37

### First Quarter

UNA	8:22	Milwee 6-yard run (kick failed)
VSU	8:02	Nelson 91-yard kickoff return (kick failed)
UNA	1:42	Shurden 23-yard field goal

### Second Quarter

UNA	7:43	Gant 32-yard pass from Milwee (Shurden kick)
VSU	1:12	Z. Williams 33-yard field goal

### Third Quarter

UNA	4:50	R. Coleman 13-yard pass from Milwee (Shurden kick)
-----	------	--

### Fourth Quarter

VSU	11:21	Reynolds 65-yard punt return (Z. Williams kick)
VSU	9:28	King 80-yard punt return (Z. Williams kick)
VSU	8:28	Jones 3-yard pass from Copeland (Z. Williams kick)

### Team Statistics

	VSU	UNA
First Downs	16	24
Rushes-Yards (Net)	27-92	31-95
Passes Att-Comp-Int	35-24-1	45-31-2
Passing Yards (Net)	214	318
Total Offense	62-306	76-413
Punts (Number-Avg.)	3-37.3	4-35.0
Fumbles-Lost	1-0	1-1
Time of Possession	25:21	34:49

### Individual Stats

**Rushing:** VSU - Terry 14-58; Copeland 6-18; Nelson 3-10; Robinson 2-6. UNA - Pickett 15-68; McCants 5-19; Milwee 10-8/1td; McClain 1-0.

**Passing:** VSU - Copeland 24-35-1, 214yds/2td. UNA - Milwee 31-45-2, 318yds/2td.

**Receiving:** VSU - Jones 7-48/2td; Felton 4-69; Parker 4-29; Callaway 4-29; Rayam 2-15; Nelson 1-15; Robinson 1-7; Palmer 1-6. UNA - Messing 7-89; Campbell 7-60; R. Coleman 6-71/1td; Gant 4-52/1td; Pickett 4-8; McClain 3-38.

**Defense:** VSU - Montford 11tckls; Reynolds 9tckls/1int/3pd; Kitchens 8tckls. UNA - Johnson 8tckls/1pd; Douglas 7tckls/1tff; Fox 7tckls/2tff.

# BLAZER FOOTBALL

## GAME 13

No. 8 Valdosta State 28, No. 6 California (Pa.) 24  
December 8 • Adamson Stadium • California, Pa.

Maurice Leggett's interception in the end zone with 56 seconds remaining in the game preserved a Valdosta State victory as the Blazers defeated California (Pa.) 28-24 in the semifinal round of the NCAA Division II Playoffs ... Leggett dove in front of Jermaine Moye and caught the ball right before it hit the ground, allowing VSU to run the clock out ... The play occurred just after Sherard Reynolds barely missed an interception in the end zone ... VSU's winning score came with 3:13 remaining in the game when Zach Parker recorded a diving catch in the end zone, a play that would go on to be named ESPN's Play of the Day ... In the first Division II game to feature Instant Replay, the catch was upheld after an official review ... The touchdown pass was one of three thrown by Willie Copeland in the game, who also scored on a touchdown run ... VSU outgained the Vulcans 214-156 in the second half, during which it out-scored Cal 21-10 ... After trailing 14-7 at the half, the Blazers fell behind 21-7 three minutes into the third quarter before rallying ... Copeland scored on a run and hooked up with Josh Rayam to tie the game ... A Cal field goal right before the end of the quarter set up the dramatic finish.

Scoring	1	2	3	4	F
Valdosta State	0	7	14	7	28
California (Pa.)	0	14	10	0	24

### Second Quarter

VSU 14:10	Callaway 14-yard pass from Copeland (Z. Williams kick)
CAL 6:00	Forse 13-yard pass from Ruggiero (Lorenz kick)
CAL 0:33	Garver 2-yard pass from Ruggiero (Lorenz kick)

### Third Quarter

CAL 11:55	Garver 3-yard pass from Ruggiero (Lorenz kick)
VSU 8:10	Copeland 3-yard run (Z. Williams kick)
VSU 2:26	Rayam 3-yard pass from Copeland (Z. Williams kick)
CAL 0:19	Lorenz 46-yard field goal

### Fourth Quarter

VSU 3:13	Parker 13-yard pass from Copeland (Z. Williams kick)
----------	--

### Team Statistics

	VSU	CAL
First Downs	22	19
Rushes-Yards (Net)	30-118	32-86
Passes Att-Comp-Int	44-25-2	36-23-1
Passing Yards (Net)	203	230
Total Offense	74-321	68-316
Punts (Number-Avg.)	4-34.0	6-38.2
Fumbles-Lost	0-0	1-0
Time of Possession	28:25	31:35

### Individual Stats

**Rushing:** VSU - Nelson 8-48; Terry 11-43; Palmer 2-18; Copeland 3-8/1td; Jones 1-5; Robinson 1-2; Callaway 1-0; Rayam 1-(minus 6). CAL - Williams 18-62; Brown 6-22; Ruggiero 8-2.

**Passing:** VSU - Copeland 25-44-23, 203yds/3td. CAL - Ruggiero 23-36-1, 230yds/3td.

**Receiving:** VSU - Jones 10-73; Callaway 8-78/1td; Rayam 3-17/1td; Parker 2-35/1td; Nelson 2-0. CAL - Forse 7-99/1td; Moye 5-55; Slappy 5-30; Williams 2-20; Garver 2-5/2td; Ivery 1-15; Brown 1-6.

**Defense:** VSU - Montford 10tckls/2tfl/1tfl; Reynolds 9tckls/1tfl/1pd; L. Dean 8tckls/2tfl/1sack. CAL - Butler 9tckls/2tfl; Zunic 8tckls/1pd; Griffin 7tckls/1tfl/1pd.

## GAME 14

No. 8 Valdosta State 25, No. 5 Northwest Missouri State 20  
December 15 • Braly Stadium • Florence, Ala.

Michael Terry's one-yard touchdown run with 22 seconds remaining propelled Valdosta State to its second national championship as the Blazers defeated Northwest Missouri State 25-20 in Braly Stadium ... VSU gained control of the ball on the Bearcat 37 yard line after a 27-yard punt by Michael Stadler ... Willie Copeland completed all four of his passes on the winning drive while Terry picked up the final five yards on three carries ... After the touchdown, William Montford sealed the victory with an interception of a Joel Osborn pass ... Bo May hit Osborn as he threw the ball, leading to the interception ... NWMS jumped out to a 14-3 halftime lead before the Blazers stormed back with a pair of touchdown passes ... Copeland found Clay Callaway from seven yards out in the third quarter while Ronnye Nelson took a direct snap and, after faking a run, threw to Zach Parker for a 14-yard touchdown pass in the fourth ... Northwest Missouri State, which was limited to 97 total second half yards, added a touchdown in the fourth, but had the extra point blocked and returned by Roger King for two points for VSU.

Scoring	1	2	3	4	F
Northwest Missouri St.	0	14	0	6	20
Valdosta State	3	0	7	15	25

### First Quarter

VSU 12:50	Z. Williams 35-yard field goal
-----------	--------------------------------

### Second Quarter

NWMS 13:28	Foster-Rettig 31-yard interception return (Frevort kick)
NWMS 0:21	Peterson 3-yard pass from Osborn (Frevort kick)

### Third Quarter

VSU 11:46	Callaway 7-yard pass from Copeland (Z. Williams kick)
-----------	---

### Fourth Quarter

VSU 13:21	Parker 14-yard pass from Nelson (Z. Williams kick)
NWMS 12:33	Omon 2-yard run (kick blocked)
VSU 12:33	King PAT return
VSU 0:22	Terry 1-yard run (rush failed)

### Team Statistics

	VSU	NWMS
First Downs	19	12
Rushes-Yards (Net)	24-34	31-87
Passes Att-Comp-Int	45-30-1	28-18-2
Passing Yards (Net)	271	148
Total Offense	69-305	59-235
Punts (Number-Avg.)	7-36.0	7-41.1
Fumbles-Lost	1-0	1-0
Time of Possession	29:22	30:38

### Individual Stats

**Rushing:** VSU - Terry 12-36/1td; Nelson 4-12; Robinson 2-9; Copeland 1-(minus 20). NWMS - Omon 27-63/1td; Wright 2-15; Osborn 2-9.

**Passing:** VSU - Copeland 29-44-1, 257yds/1td; Nelson 1-1-0, 14yds/1td. NWMS - Osborn 18-28-2, 148 yds/1td.

**Receiving:** VSU - Jones 10-95; Nelson 6-40; Callaway 5-61/1td; Parker 5-36/1td; Evans 2-22; Robinson 1-9; Palmer 1-8. NWMS - Peterson 5-57/1td; Omon 4-6; Wright 3-21; Obert 2-53; Gannan 2-5; Gregg 1-4; Qaoud 1-2.

**Defense:** VSU - Cullen 9tckls/1tfl/1pd; Reynolds 7tckls/1pd; Montford 7tckls/1tfl/1int. NWMS - Robertson 15tckls/1tfl/1sack; Erspamer 12tckls; Burn-sides 8tckls/1ff.

# BLAZER FOOTBALL

## 2007 TEAM STATISTICS

	<b>VSU</b>	<b>OPP</b>
<b>SCORING</b>	540	247
Points Per Game	38.6	17.6
<b>FIRST DOWNS</b>	313	251
Rushing	129	102
Passing	153	123
Penalty	31	26
<b>RUSHING YARDAGE</b>	2360	1693
Yards gained rushing	2687	2186
Yards lost rushing	327	493
Rushing Attempts	479	529
Average Per Rush	4.9	3.2
Average Per Game	168.6	120.9
TDs Rushing	29	14
<b>PASSING YARDAGE</b>	3431	2876
Att-Comp-Int	524-334-11	482-270-27
Average Per Pass	6.5	6.0
Average Per Catch	10.3	10.7
Average Per Game	245.1	205.4
TDs Passing	30	16
<b>TOTAL OFFENSE</b>	5791	4569
Total Plays	1003	1011
Average Per Play	5.8	4.5
Average Per Game	413.6	326.4
<b>KICK RETURNS: #-YARDS</b>	52-938	89-1561
<b>PUNT RETURNS: #-YARDS</b>	42-588	15-46
<b>INT RETURNS: #-YARDS</b>	27-497	11-119
<b>KICK RETURN AVERAGE</b>	18.0	17.5
<b>PUNT RETURN AVERAGE</b>	14.0	3.1
<b>INT RETURN AVERAGE</b>	18.4	10.8
<b>FUMBLES-LOST</b>	19-9	23-13
<b>PENALTIES-YARDS</b>	108-1015	102-835
Average Per Game	72.5	59.6
<b>PUNTS-YARDS</b>	57-2114	70-2463
Average Per Punt	37.1	35.2
Net punt average	36.3	26.8
<b>TIME OF POSSESSION/GAME</b>	29:14	30:46
<b>3RD-DOWN CONVERSIONS</b>	80-185	80-220
3rd-Down Pct	43%	36%
<b>4TH-DOWN CONVERSIONS</b>	11-20	17-40
4th-Down Pct	55%	42%
<b>SACKS BY-YARDS</b>	38-307	20-144
<b>MISCELLANEOUS YARDS</b>	39	39
<b>TOUCHDOWNS SCORED</b>	71	33
<b>FIELD GOALS-ATTEMPTS</b>	13-20	7-14
<b>PAT-ATTEMPTS</b>	65-69	28-32
<b>ATTENDANCE</b>	44175	24493
Games/Avg Per Game	8/5522	6/4082

## 2007 SCORE BY QUARTERS

	<b>1st</b>	<b>2nd</b>	<b>3rd</b>	<b>4th</b>	<b>OT</b>	<b>Total</b>
Valdosta State	118	107	161	154	0	540
Opponents	63	58	79	47	0	247

## 2007 INDIVIDUAL STATISTICS

Rushing	GP	Att.	Gain	Loss	Net	YPC	TD	Long	YPG
Michael Terry	14	164	1131	24	1107	6.8	12	69	79.1
Rashawn Robinson	14	71	418	31	387	5.5	1	25	27.6
<b>Ronnye Nelson</b>	<b>13</b>	<b>64</b>	<b>365</b>	<b>26</b>	<b>339</b>	<b>5.3</b>	<b>4</b>	<b>55</b>	<b>26.1</b>
<b>Tucker Pruitt</b>	<b>11</b>	<b>22</b>	<b>202</b>	<b>19</b>	<b>183</b>	<b>8.3</b>	<b>2</b>	<b>27</b>	<b>16.6</b>
Willie Copeland	14	80	321	150	171	2.1	7	25	12.2
Thomas Arnold	7	24	105	22	83	3.5	1	18	11.9
Scott Palmer	13	12	68	2	66	5.5	1	20	5.1
<b>Dan Burdette</b>	<b>4</b>	<b>2</b>	<b>10</b>	<b>0</b>	<b>10</b>	<b>5.0</b>	<b>1</b>	<b>9</b>	<b>2.5</b>
<b>P.J. Curbeam</b>	<b>8</b>	<b>1</b>	<b>8</b>	<b>0</b>	<b>8</b>	<b>8.0</b>	<b>0</b>	<b>8</b>	<b>1.0</b>
Clay Callaway	14	2	4	0	4	2.0	0	4	0.3
<b>Russ Callaway</b>	<b>9</b>	<b>5</b>	<b>10</b>	<b>6</b>	<b>4</b>	<b>0.8</b>	<b>0</b>	<b>9</b>	<b>0.4</b>
<b>Cedric Jones</b>	<b>14</b>	<b>3</b>	<b>7</b>	<b>4</b>	<b>3</b>	<b>1.0</b>	<b>0</b>	<b>5</b>	<b>0.2</b>
<b>Cedric Evans</b>	<b>14</b>	<b>1</b>	<b>3</b>	<b>0</b>	<b>3</b>	<b>3.0</b>	<b>0</b>	<b>3</b>	<b>0.2</b>
Jeffrey Felton	14	1	1	0	1	1.0	0	1	0.1
<b>Eric Sledge</b>	<b>4</b>	<b>1</b>	<b>0</b>	<b>1</b>	<b>-1</b>	<b>-1.0</b>	<b>0</b>	<b>0</b>	<b>-0.2</b>
Josh Rayam	13	1	0	6	-6	-6.0	0	0	-0.5
Steven Wright	14	1	0	10	-10	-10.0	0	0	-2.2
<b>Valdosta State</b>	<b>14</b>	<b>479</b>	<b>2687</b>	<b>327</b>	<b>2360</b>	<b>4.9</b>	<b>29</b>	<b>69</b>	<b>168.6</b>
<b>Opponents</b>	<b>14</b>	<b>529</b>	<b>2186</b>	<b>493</b>	<b>1693</b>	<b>3.2</b>	<b>14</b>	<b>59</b>	<b>120.9</b>

Passing	G	Effic	Att-Comp-Int	Pct	Yds	TD	Long	YPG
Willie Copeland	14	132.28	489-311-11	63.6	3160	28	63	225.7
<b>Tucker Pruitt</b>	<b>11</b>	<b>139.20</b>	<b>29-18-0</b>	<b>62.1</b>	<b>227</b>	<b>1</b>	<b>66</b>	<b>20.6</b>
<b>Russ Callaway</b>	<b>9</b>	<b>119.10</b>	<b>4-3-0</b>	<b>75.0</b>	<b>21</b>	<b>0</b>	<b>13</b>	<b>2.3</b>
<b>Ronnye Nelson</b>	<b>13</b>	<b>361.60</b>	<b>2-2-0</b>	<b>100.0</b>	<b>23</b>	<b>1</b>	<b>14</b>	<b>1.8</b>
<b>Valdosta State</b>	<b>14</b>	<b>133.44</b>	<b>524-334-11</b>	<b>63.7</b>	<b>3431</b>	<b>30</b>	<b>66</b>	<b>245.1</b>
<b>Opponents</b>	<b>14</b>	<b>105.89</b>	<b>482-270-27</b>	<b>56.0</b>	<b>2876</b>	<b>16</b>	<b>58</b>	<b>205.4</b>

Receiving	G	No.	Yds	YPC	TD	Long	YPG
<b>Cedric Jones</b>	<b>14</b>	<b>102</b>	<b>1171</b>	<b>11.5</b>	<b>10</b>	<b>66</b>	<b>83.6</b>
Jeffrey Felton	14	38	416	10.9	6	57	29.7
Zach Parker	14	34	357	10.5	4	63	25.5
Clay Callaway	14	33	285	8.6	3	27	20.4
Josh Rayam	13	23	276	12.0	3	51	21.2
<b>Ronnye Nelson</b>	<b>13</b>	<b>21</b>	<b>140</b>	<b>6.7</b>	<b>0</b>	<b>17</b>	<b>10.8</b>
Rashawn Robinson	14	16	95	5.9	0	14	6.8
Travis Taylor	14	15	125	8.3	0	36	8.9
<b>Cedric Evans</b>	<b>14</b>	<b>13</b>	<b>147</b>	<b>11.3</b>	<b>1</b>	<b>33</b>	<b>10.5</b>
<b>R.J. Bastone</b>	<b>14</b>	<b>12</b>	<b>162</b>	<b>13.5</b>	<b>0</b>	<b>40</b>	<b>11.6</b>
Michael Terry	14	7	76	10.9	0	24	5.4
Scott Palmer	13	7	67	9.6	2	17	5.2
Thomas Arnold	7	4	58	14.5	0	31	8.3
<b>Jackson Dean</b>	<b>11</b>	<b>3</b>	<b>7</b>	<b>2.3</b>	<b>0</b>	<b>6</b>	<b>0.6</b>
<b>Eric Sledge</b>	<b>4</b>	<b>2</b>	<b>15</b>	<b>7.5</b>	<b>0</b>	<b>13</b>	<b>3.8</b>
Donnie Powell	8	2	4	2.0	1	4	0.5
<b>P.J. Curbeam</b>	<b>8</b>	<b>1</b>	<b>20</b>	<b>20.0</b>	<b>0</b>	<b>20</b>	<b>2.5</b>
<b>Dan Burdette</b>	<b>4</b>	<b>1</b>	<b>10</b>	<b>10.0</b>	<b>0</b>	<b>10</b>	<b>2.5</b>
<b>Valdosta State</b>	<b>14</b>	<b>334</b>	<b>3431</b>	<b>10.3</b>	<b>30</b>	<b>66</b>	<b>245.1</b>
<b>Opponents</b>	<b>14</b>	<b>270</b>	<b>2876</b>	<b>10.7</b>	<b>16</b>	<b>58</b>	<b>205.4</b>

2008 returning player

# BLAZER FOOTBALL

## 2007 INDIVIDUAL STATISTICS

FIELD GOALS	FGM-FGA	Pct	01-19	20-29	30-39	40-49	50-99	Lg	Blk
<i>Zac Williams</i>	13-20	65.0	0-0	5-6	7-10	1-4	0-0	42	2

FG SEQUENCE	Valdosta State	OPPONENTS
Albany State	(23), (26)	32, (21)
Fort Valley State	(35)	-
Arkansas Tech	35	35
Ouachita Baptist	(31), 39	(31)
Southern Arkansas	(38), 36, (34)	31
Delta State	-	-
West Alabama	(23)	37
North Alabama	(25), (42)	(32)
Arkansas-Monticello	41	-
West Georgia	-	40, (19)
Catawba	(23), 42, (31)	(38), 41
North Alabama	20, (33), 44	(23)
California (Pa.)	-	(46)
Northwest Missouri State	(35)	40

SCORING	TD	FGs	PATs					DXP	Saf	Pts
			Kick	Rush	Rcv	Pass				
<i>Zac Williams</i>	0	13-20	65-69	0-0	0	0-0	0	0	104	
Michael Terry	12	0-0	0-0	0-0	0	0-0	0	0	72	
<i>Cedric Jones</i>	10	0-0	0-0	0-0	0	0-0	0	0	60	
Willie Copeland	7	0-0	0-0	0-0	0	0-1	0	0	42	
Jeffrey Felton	6	0-0	0-0	0-0	0	0-0	0	0	36	
<i>Ronnye Nelson</i>	5	0-0	0-0	0-0	0	0-0	0	0	30	
Zach Parker	4	0-0	0-0	0-0	0	0-0	0	0	24	
Clay Callaway	3	0-0	0-0	0-0	0	0-0	0	0	18	
Josh Rayam	3	0-0	0-0	0-0	0	0-0	0	0	18	
Scott Palmer	3	0-0	0-0	0-0	0	0-0	0	0	18	
<i>Roger King</i>	2	0-0	0-0	0-0	0	0-0	1	0	14	
<i>Tucker Pruitt</i>	2	0-0	0-0	0-1	0	0-0	0	0	12	
Donnie Powell	2	0-0	0-0	0-0	0	0-0	0	0	12	
Shawn Harris	2	0-0	0-0	0-0	0	0-0	0	0	12	
Maurice Leggett	2	0-0	0-0	0-0	0	0-0	0	0	12	
<i>Sherard Reynolds</i>	2	0-0	0-0	0-0	0	0-0	0	0	12	
Thomas Arnold	1	0-0	0-0	0-0	0	0-0	0	0	6	
<i>Cedric Evans</i>	1	0-0	0-0	0-0	0	0-0	0	0	6	
Rashawn Robinson	1	0-0	0-0	0-0	0	0-0	0	0	6	
Jamaal Clark	1	0-0	0-0	0-0	0	0-0	0	0	6	
<i>Melvin Black</i>	1	0-0	0-0	0-0	0	0-0	0	0	6	
<i>Dan Burdette</i>	1	0-0	0-0	0-0	0	0-0	0	0	6	
<i>Josh Brown</i>	0	0-0	0-0	0-0	0	0-0	0	1	2	
Michael Cullen	0	0-0	0-0	0-0	0	0-0	0	1	2	
<i>Jermel Daniels</i>	0	0-0	0-0	0-0	0	0-0	0	1	2	
Team	0	0-0	0-0	0-0	0	0-0	0	1	2	
Valdosta State	71	13-20	65-69	0-1	0	0-1	1	4	540	
Opponents	33	7-14	28-32	0-1	0	0-0	0	0	247	

PUNTING	No.	Yds	Avg	Long	TB	FC	I20	Blkd
Steven Wright	56	2075	37.1	55	1	17	26	0
<i>Zac Williams</i>	1	39	39.0	39	0	0	0	0
Valdosta State	57	2114	37.1	55	1	17	26	0
Opponents	70	2463	35.2	70	4	12	12	4

TOTAL OFFENSE	G	Plays	Rush	Pass	Total	Avg/G
Willie Copeland	14	569	171	3160	3331	237.9
Michael Terry	14	164	1107	0	1107	79.1
<i>Tucker Pruitt</i>	11	51	183	227	410	37.3
Rashawn Robinson	14	71	387	0	387	27.6
<i>Ronnye Nelson</i>	13	66	339	23	362	27.8
Thomas Arnold	7	24	83	0	83	11.9
Scott Palmer	13	12	66	0	66	5.1
Donnie Powell	8	8	32	0	32	4.0
<i>Russ Callaway</i>	9	9	4	21	25	2.8
<i>Dan Burdette</i>	4	2	10	0	10	2.5
<i>P.J. Curbeam</i>	8	1	8	0	8	1.0
Clay Callaway	14	2	4	0	4	0.3
<i>Cedric Evans</i>	14	1	3	0	3	0.2
<i>Cedric Jones</i>	14	3	3	0	3	0.2
Jeffrey Felton	14	1	1	0	1	0.1
<i>Eric Sledge</i>	4	1	-1	-	-1	-0.2
Josh Rayam	13	1	-6	0	-6	-0.5
Steven Wright	14	1	-10	0	-10	-0.7
TEAM	14	16	-24	0	-24	-1.7
Valdosta State	14	1003	2360	3431	5791	413.6
Opponents	14	1011	1693	2876	4569	326.4

PUNT RETURNS	No.	Yds	Avg	TD	Long
<i>Sherard Reynolds</i>	24	320	13.3	1	65
<i>Roger King</i>	14	195	13.9	2	80
Maurice Leggett	1	6	6.0	1	0
Travis Taylor	1	9	9.0	0	0
Donnie Powell	1	20	20.0	1	0
<i>Eric Williams</i>	1	13	13.0	0	0
Shawn Harris	0	25	0.0	1	25
Valdosta State	42	588	14.0	6	80
Opponents	15	46	3.1	0	11

### 2008 returning player





# BLAZER FOOTBALL

## 2007 INDIVIDUAL STATISTICS

INTERCEPTIONS	No.	Yds	Avg	TD	Long
<i>Sherard Reynolds</i>	<b>7</b>	<b>176</b>	<b>25.1</b>	<b>0</b>	<b>46</b>
Maurice Leggett	5	107	21.4	1	55
<i>Roger King</i>	<b>3</b>	<b>15</b>	<b>5.0</b>	<b>0</b>	<b>9</b>
<i>Everett Kitchens</i>	<b>2</b>	<b>10</b>	<b>5.0</b>	<b>0</b>	<b>10</b>
Greg Petty	2	20	10.0	0	20
<i>Eric Williams</i>	<b>1</b>	<b>0</b>	<b>0.0</b>	<b>0</b>	<b>0</b>
<i>Larry Dean</i>	<b>1</b>	<b>3</b>	<b>3.0</b>	<b>0</b>	<b>3</b>
<i>Japree Miles</i>	<b>1</b>	<b>4</b>	<b>4.0</b>	<b>0</b>	<b>4</b>
Jamaal Clark	1	45	45.0	1	45
Shawn Harris	1	86	86.0	1	86
Kenneth Hale	1	23	23.0	0	23
William Montford	1	8	8.0	0	8
Chance Darley	1	0	0.0	0	0
<b>Valdosta State</b>	<b>27</b>	<b>497</b>	<b>18.4</b>	<b>3</b>	<b>86</b>
<b>Opponents</b>	<b>11</b>	<b>119</b>	<b>10.8</b>	<b>2</b>	<b>35</b>

KICK RETURNS	No.	Yds	Avg	TD	Long
<i>Roger King</i>	<b>15</b>	<b>279</b>	<b>18.6</b>	<b>0</b>	<b>41</b>
<i>Cedric Jones</i>	<b>14</b>	<b>256</b>	<b>18.3</b>	<b>0</b>	<b>39</b>
<i>Ronnye Nelson</i>	<b>5</b>	<b>164</b>	<b>32.8</b>	<b>1</b>	<b>91</b>
Travis Taylor	3	26	8.7	0	13
<i>P.J. Curbeam</i>	<b>3</b>	<b>34</b>	<b>11.3</b>	<b>0</b>	<b>21</b>
Maurice Leggett	3	82	27.3	0	41
<i>Sherard Reynolds</i>	<b>2</b>	<b>35</b>	<b>17.5</b>	<b>0</b>	<b>20</b>
<i>Eric Williams</i>	<b>2</b>	<b>22</b>	<b>11.0</b>	<b>0</b>	<b>19</b>
Scott Palmer	1	10	10.0	0	10
Shawn Harris	1	23	23.0	0	23
Zach Parker	1	0	0.0	0	0
Donnie Powell	1	4	4.0	0	4
Greg Petty	1	0	0.0	0	0
<i>Jackson Dean</i>	<b>0</b>	<b>3</b>	<b>0.0</b>	<b>0</b>	<b>3</b>
<b>Valdosta State</b>	<b>52</b>	<b>938</b>	<b>18.0</b>	<b>1</b>	<b>91</b>
<b>Opponents</b>	<b>89</b>	<b>1561</b>	<b>17.5</b>	<b>1</b>	<b>85</b>

FUMBLE RETURNS	No.	Yds	Avg	TD	Long
<i>Sherard Reynolds</i>	<b>1</b>	<b>34</b>	<b>34.0</b>	<b>1</b>	<b>34</b>
Kenneth Hale	1	5	0.0	0	5
<i>Melvin Black</i>	<b>0</b>	<b>0</b>	<b>0.0</b>	<b>1</b>	<b>0</b>
<b>Valdosta State</b>	<b>2</b>	<b>39</b>	<b>19.5</b>	<b>2</b>	<b>34</b>
<b>Opponents</b>	<b>2</b>	<b>39</b>	<b>19.5</b>	<b>0</b>	<b>29</b>

2008 returning player

ALL PURPOSE	G	Rush	Rec	PR	KOR	IR	Tot	Avg/G
<i>Cedric Jones</i>	<b>14</b>	<b>3</b>	<b>1171</b>	<b>0</b>	<b>256</b>	<b>0</b>	<b>1430</b>	<b>102.1</b>
Michael Terry	14	1107	76	0	0	0	1183	84.5
<i>Ronnye Nelson</i>	<b>13</b>	<b>339</b>	<b>140</b>	<b>0</b>	<b>164</b>	<b>0</b>	<b>643</b>	<b>49.5</b>
<i>Sherard Reynolds</i>	<b>14</b>	<b>0</b>	<b>0</b>	<b>320</b>	<b>35</b>	<b>176</b>	<b>531</b>	<b>37.9</b>
<i>Roger King</i>	<b>13</b>	<b>0</b>	<b>0</b>	<b>195</b>	<b>279</b>	<b>15</b>	<b>489</b>	<b>37.6</b>
Rashawn Robinson	14	387	95	0	0	0	482	34.4
Jeffrey Felton	14	1	416	0	0	0	417	29.8
Zach Parker	14	0	357	0	0	0	357	25.5
Clay Callaway	14	4	285	0	0	0	289	20.6
Josh Rayam	13	-6	276	0	0	0	270	20.8
Maurice Leggett	11	0	0	6	82	107	195	17.7
<i>Tucker Pruitt</i>	<b>11</b>	<b>183</b>	<b>0</b>	<b>0</b>	<b>0</b>	<b>0</b>	<b>183</b>	<b>16.6</b>
Willie Copeland	14	171	0	0	0	0	171	12.2
<i>R.J. Bastone</i>	<b>14</b>	<b>0</b>	<b>162</b>	<b>0</b>	<b>0</b>	<b>0</b>	<b>162</b>	<b>11.6</b>
Travis Taylor	14	0	125	9	26	0	160	11.4
<i>Cedric Evans</i>	<b>14</b>	<b>3</b>	<b>147</b>	<b>0</b>	<b>0</b>	<b>0</b>	<b>150</b>	<b>10.7</b>
Scott Palmer	13	66	67	0	10	0	143	11.0
Thomas Arnold	7	83	58	0	0	0	141	20.1
Shawn Harris	12	0	0	25	23	86	134	11.2
<i>P.J. Curbeam</i>	<b>8</b>	<b>8</b>	<b>20</b>	<b>0</b>	<b>34</b>	<b>0</b>	<b>62</b>	<b>7.8</b>
Donnie Powell	8	32	4	20	4	0	60	7.5
Jamaal Clark	11	0	0	0	0	45	45	4.1
<i>Eric Williams</i>	<b>13</b>	<b>0</b>	<b>0</b>	<b>13</b>	<b>22</b>	<b>0</b>	<b>35</b>	<b>2.7</b>
Kenneth Hale	13	0	0	0	0	23	23	1.8
<i>Dan Burdette</i>	<b>4</b>	<b>10</b>	<b>10</b>	<b>0</b>	<b>0</b>	<b>0</b>	<b>20</b>	<b>5.0</b>
Greg Petty	14	0	0	0	0	20	20	1.4
<i>Eric Sledge</i>	<b>4</b>	<b>-1</b>	<b>15</b>	<b>0</b>	<b>0</b>	<b>0</b>	<b>14</b>	<b>3.5</b>
<i>Jackson Dean</i>	<b>11</b>	<b>0</b>	<b>7</b>	<b>0</b>	<b>3</b>	<b>0</b>	<b>10</b>	<b>0.9</b>
<i>Everett Kitchen</i>	<b>13</b>	<b>0</b>	<b>0</b>	<b>0</b>	<b>0</b>	<b>10</b>	<b>10</b>	<b>0.8</b>
William Montford	14	0	0	0	0	8	8	0.6
<i>Japree Miles</i>	<b>10</b>	<b>0</b>	<b>0</b>	<b>0</b>	<b>0</b>	<b>4</b>	<b>4</b>	<b>0.4</b>
<i>Russ Callaway</i>	<b>9</b>	<b>4</b>	<b>0</b>	<b>0</b>	<b>0</b>	<b>0</b>	<b>4</b>	<b>0.4</b>
<i>Larry Dean</i>	<b>14</b>	<b>0</b>	<b>0</b>	<b>0</b>	<b>0</b>	<b>3</b>	<b>3</b>	<b>0.2</b>
Steven Wright	14	-10	0	0	0	0	-10	-0.7
TEAM	11	-24	0	0	0	0	-24	-2.2
<b>Valdosta State</b>	<b>14</b>	<b>2360</b>	<b>3431</b>	<b>588</b>	<b>938</b>	<b>497</b>	<b>7814</b>	<b>558.1</b>
<b>Opponents</b>	<b>14</b>	<b>1693</b>	<b>2876</b>	<b>46</b>	<b>1561</b>	<b>119</b>	<b>6295</b>	<b>449.6</b>



# BLAZER FOOTBALL

## 2007 DEFENSIVE STATISTICS

	GP	Tackles			TFL/Yds	Sacks		Pass Def			Fumbles		Blkd	
		Solo	Ast	Total		No-Yards	Int-Yds	BrUp	QBH	Rcv-Yds	FF	Kick	Saf	
William Montford	14	48	74	122	14.0-60	5.0-49	1-8	2	7		3			
<b>Sherard Reynolds</b>	<b>14</b>	<b>49</b>	<b>52</b>	<b>101</b>	<b>4.0-15</b>	<b>0.5-1</b>	<b>7-176</b>	<b>12</b>			<b>1-34</b>	<b>1</b>		
Michael Cullen	14	32	47	79	7.5-28	1.5-13		1	1	1-0	1		1	
<b>Everett Kitchen</b>	<b>13</b>	<b>44</b>	<b>31</b>	<b>75</b>	<b>2.5-5</b>		<b>2-10</b>	<b>4</b>			<b>1-0</b>	<b>1</b>		
<b>Larry Dean</b>	<b>14</b>	<b>32</b>	<b>39</b>	<b>71</b>	<b>7.5-30</b>	<b>3.0-19</b>	<b>1-3</b>	<b>3</b>	<b>1</b>		<b>1</b>	<b>1</b>		
<b>Lavarus Dollar</b>	<b>14</b>	<b>15</b>	<b>39</b>	<b>54</b>	<b>6.0-24</b>	<b>2.5-18</b>		<b>1</b>			<b>1-0</b>			
Travis Harrison	14	20	28	48	13.5-58	8.0-51			4		1	1		
Maurice Leggett	11	29	17	46	1.0-2		5-107	8					3	
<b>Jermel Daniels</b>	<b>12</b>	<b>14</b>	<b>29</b>	<b>43</b>	<b>3.5-15</b>	<b>2.0-13</b>		<b>4</b>	<b>1</b>				<b>1</b>	
Bo May	14	18	24	42	6.0-19	1.5-9								
Greg Petty	14	20	21	41	3.0-12		2-20	3		1-0				
<b>Roger King</b>	<b>13</b>	<b>26</b>	<b>12</b>	<b>38</b>	<b>2.0-3</b>		<b>3-15</b>	<b>4</b>			<b>1-0</b>	<b>2</b>		
<b>Demario Jones</b>	<b>14</b>	<b>9</b>	<b>27</b>	<b>36</b>	<b>6.5-25</b>	<b>0.5-7</b>								
Shawn Harris	12	21	14	35	1.5-3		1-86	5		1-0				
Kenneth Hale	13	18	15	33	1.0-3	0.5-3	1-23	5		1-5				
<b>Carlos Anderson</b>	<b>14</b>	<b>16</b>	<b>14</b>	<b>30</b>										
Jamaal Clark	11	14	10	24	3.0-28	2.0-23	1-45	1	1	1-0				
<b>Mark Sibenaller</b>	<b>13</b>	<b>10</b>	<b>14</b>	<b>24</b>	<b>3.0-11</b>					<b>1-0</b>				
Chance Darley	13	10	12	22	0.5-1		1-0	2						
<b>Eric Williams</b>	<b>13</b>	<b>9</b>	<b>10</b>	<b>19</b>	<b>1.5-3</b>		<b>1-0</b>						<b>1</b>	
<b>Japree Miles</b>	<b>10</b>	<b>9</b>	<b>7</b>	<b>16</b>	<b>0.5-2</b>	<b>1.0-9</b>	<b>1-4</b>		<b>1</b>					
<b>Sean Weathers</b>	<b>14</b>	<b>6</b>	<b>10</b>	<b>16</b>										
<b>Melvin Black</b>	<b>10</b>	<b>7</b>	<b>8</b>	<b>15</b>	<b>2.5-11</b>	<b>2.5-18</b>			<b>1</b>	<b>1-0</b>	<b>1</b>			
Joel Jones	8	4	11	15	2.5-9	1.0-6			2					
<b>Schneider Cineus</b>	<b>11</b>	<b>4</b>	<b>10</b>	<b>14</b>	<b>2.0-4</b>			<b>2</b>	<b>3</b>					
<b>Bryant Thorpe</b>	<b>11</b>	<b>6</b>	<b>7</b>	<b>13</b>	<b>3.0-26</b>	<b>1.0-20</b>			<b>1</b>					
<b>Josh Brown</b>	<b>10</b>	<b>6</b>	<b>6</b>	<b>12</b>	<b>2.5-11</b>	<b>1.5-6</b>							<b>1</b>	
Scott Palmer	13	3	8	11										
<b>Chris Grant</b>	<b>13</b>	<b>6</b>	<b>4</b>	<b>10</b>	<b>1.0-3</b>									
<b>Fabian Whyllly</b>	<b>11</b>	<b>1</b>	<b>8</b>	<b>9</b>					<b>1</b>	<b>1-0</b>				
Brad Tuliszewski	2	4	2	6	1.0-10	1.0-10								
<b>Britt Wilson</b>	<b>9</b>	<b>2</b>	<b>4</b>	<b>6</b>	<b>0.5-2</b>	<b>0.5-2</b>								
<b>Edward Gregory</b>	<b>7</b>	<b>3</b>	<b>2</b>	<b>5</b>	<b>0.5-2</b>						<b>1</b>			
Chad Gallahan	14	3	1	4										
<b>Joey Farmer</b>	<b>14</b>		<b>4</b>	<b>4</b>										
<b>Bubba Boatright</b>	<b>2</b>		<b>3</b>	<b>3</b>	<b>0.5-4</b>	<b>0.5-4</b>								
Donnie Powell	8	2	1	3									1	
Willie Copeland	14	2		2										
Michael Murphy	1	1	1	2	0.5-1									
Clay Callaway	14	2		2										
C.A. Sanders	14		1	1										
<b>Dudley Spence</b>	<b>1</b>		<b>1</b>	<b>1</b>										
<b>Eric Sledge</b>	<b>4</b>		<b>1</b>	<b>1</b>										
<b>Dan Burdette</b>	<b>4</b>	<b>1</b>		<b>1</b>				<b>1</b>						
Jacoby Veals	1		1	1	0.5-2									
<b>Kip Burdette</b>	<b>1</b>	<b>1</b>		<b>1</b>										
<b>R.J. Bastone</b>	<b>14</b>		<b>1</b>	<b>1</b>										
Josh Rayam	13	1		1										
Zach Parker	14		1	1										
TEAM	11	1		1						1-0			1	
Travis Taylor	14												1	
Valdosta State	14	529	632	1161	105-432	38-307	27-497	58	24	13-39	12	8	4	
Opponents	14	557	491	1048	74-310	20-144	11-119	3	9	9-39	16	3		

2008 returning player

# BLAZER FOOTBALL

## 2007 GAME-BY-GAME STARTERS

	OFFENSE					
	WR	WR	LT	LG	C	RG
Albany State	Clay Callaway	Josh Rayam	Davis Nall	C.A. Sanders	Davis Russell	Abundio Corchado
Fort Valley State	Travis Taylor	Josh Rayam	Davis Nall	C.A. Sanders	Davis Russell	Abundio Corchado
Arkansas Tech	Clay Callaway	Josh Rayam	Davis Nall	C.A. Sanders	Davis Russell	Abundio Corchado
Quachita Baptist	Travis Taylor	R.J. Bastone	Davis Nall	C.A. Sanders	Davis Russell	Abundio Corchado
Southern Arkansas	Travis Taylor	R.J. Bastone	Davis Nall	C.A. Sanders	Davis Russell	Abundio Corchado
Delta State	Cedric Evans	Zach Parker^	Davis Nall	C.A. Sanders	Davis Russell	Abundio Corchado
West Alabama	Clay Callaway	Josh Rayam	Davis Nall	C.A. Sanders	Davis Russell	Abundio Corchado
North Alabama	Clay Callaway	Josh Rayam	Davis Nall	C.A. Sanders	Davis Russell	Abundio Corchado
Arkansas-Monticello	Clay Callaway	Josh Rayam	Davis Nall	C.A. Sanders	Davis Russell	Abundio Corchado
West Georgia	Clay Callaway	Zach Parker^	Garrett Cranford	C.A. Sanders	Davis Russell	Abundio Corchado
Catawba	Clay Callaway	Josh Rayam	Davis Nall	C.A. Sanders	Davis Russell	Abundio Corchado
North Alabama	Clay Callaway	Josh Rayam	Davis Nall	C.A. Sanders	Davis Russell	Abundio Corchado
California (Pa.)	Cedric Evans	Zach Parker^	Davis Nall	C.A. Sanders	Davis Russell	Abundio Corchado
Northwest Missouri State	Clay Callaway	Josh Rayam	Davis Nall	C.A. Sanders	Davis Russell	Abundio Corchado

	RT	WR	WR	QB	RB	
Albany State	Gerald Davis	Jeffrey Felton	Cedric Jones	Willie Copeland	Michael Terry	
Fort Valley State	Gerald Davis	Jeffrey Felton	Cedric Jones	Willie Copeland	Rashawn Robinson	
Arkansas Tech	Gerald Davis	Jeffrey Felton	Cedric Jones	Willie Copeland	Rashawn Robinson	
Quachita Baptist	Gerald Davis	Jeffrey Felton	Cedric Jones	Willie Copeland	Ronnye Nelson	
Southern Arkansas	Gerald Davis	Jeffrey Felton	Cedric Evans	Willie Copeland	Thomas Arnold	
Delta State	Gerald Davis	Jeffrey Felton	Cedric Jones	Willie Copeland	Thomas Arnold	
West Alabama	Gerald Davis	Jeffrey Felton	Cedric Jones	Willie Copeland	Ronnye Nelson	
North Alabama	Gerald Davis	Jeffrey Felton	Cedric Jones	Willie Copeland	Ronnye Nelson	
Arkansas-Monticello	Gerald Davis	Jeffrey Felton	Cedric Jones	Willie Copeland	Ronnye Nelson	
West Georgia	Gerald Davis	Jeffrey Felton	Travis Taylor	Willie Copeland	Scott Palmer	
Catawba	Gerald Davis	Jeffrey Felton	Cedric Jones	Willie Copeland	Cedric Evans*	
North Alabama	Gerald Davis	Jeffrey Felton	Cedric Jones	Willie Copeland	Ronnye Nelson	
California (Pa.)	Gerald Davis	Jeffrey Felton	Cedric Jones	Willie Copeland	Ronnye Nelson	^started at TE
Northwest Missouri State	Gerald Davis	Jeffrey Felton	Cedric Jones	Willie Copeland	Ronnye Nelson	*started at WR

	DEFENSE					
	DE	NG	DT	DE	LB	LB
Albany State	Travis Harrison	Bo May	Jermel Daniels	Melvin Black	Larry Dean	William Montford
Fort Valley State	Travis Harrison	Demario Jones	Bryant Thorpe	Melvin Black	Larry Dean	William Montford
Arkansas Tech	Travis Harrison	Demario Jones	Mark Sibenaller	Melvin Black	Larry Dean	William Montford
Quachita Baptist	Travis Harrison	Mark Sibenaller	Bo May	Melvin Black	Jamaal Clark	William Montford
Southern Arkansas	Travis Harrison	Demario Jones	Bo May	Lavarus Dollar	Jamaal Clark	William Montford
Delta State	Travis Harrison	Demario Jones	Bo May	Joel Jones	Jamaal Clark	William Montford
West Alabama	Lavarus Dollar	Demario Jones	Jermel Daniels	Bo May	Larry Dean	William Montford
North Alabama	Travis Harrison	Demario Jones	Jermel Daniels	Bo May	Larry Dean	William Montford
Arkansas-Monticello	Travis Harrison	Demario Jones	Jermel Daniels	Lavarus Dollar	Larry Dean	William Montford
West Georgia	Travis Harrison	Bo May	Jermel Daniels	Lavarus Dollar	Larry Dean	William Montford
Catawba	Travis Harrison	Demario Jones	Jermel Daniels	Lavarus Dollar	Larry Dean	William Montford
North Alabama	Travis Harrison	Demario Jones	Jermel Daniels	Lavarus Dollar	Larry Dean	William Montford
California (Pa.)	Travis Harrison	Demario Jones	Jermel Daniels	Lavarus Dollar	Larry Dean	William Montford
Northwest Missouri State	Travis Harrison	Demario Jones	Jermel Daniels	Lavarus Dollar	Larry Dean	William Montford

	LB	CB	FS	ROV	CB
Albany State	Michael Cullen	Shawn Harris	Sherard Reynolds	Everett Kitchens	Maurice Leggett
Fort Valley State	Michael Cullen	Shawn Harris	Sherard Reynolds	Everett Kitchens	Maurice Leggett
Arkansas Tech	Michael Cullen	Shawn Harris	Sherard Reynolds	Everett Kitchens	Maurice Leggett
Quachita Baptist	Michael Cullen	Shawn Harris	Sherard Reynolds	Everett Kitchens	Kenneth Hale
Southern Arkansas	Michael Cullen	Shawn Harris	Sherard Reynolds	Everett Kitchens	Maurice Leggett
Delta State	Fabian Whyllly	Shawn Harris	Sherard Reynolds	Everett Kitchens	Kenneth Hale
West Alabama	Michael Cullen	Roger King	Sherard Reynolds	Everett Kitchens	Greg Petty
North Alabama	Michael Cullen	Shawn Harris	Sherard Reynolds	Everett Kitchens	Maurice Leggett
Arkansas-Monticello	Michael Cullen	Roger King	Sherard Reynolds	Everett Kitchens	Kenneth Hale
West Georgia	Michael Cullen	Shawn Harris	Chance Darley	Greg Petty	Maurice Leggett
Catawba	Michael Cullen	Roger King	Sherard Reynolds	Everett Kitchens	Kenneth Hale
North Alabama	Michael Cullen	Roger King	Sherard Reynolds	Everett Kitchens	Kenneth Hale
California (Pa.)	Michael Cullen	Roger King	Sherard Reynolds	Everett Kitchens	Maurice Leggett
Northwest Missouri State	Michael Cullen	Roger King	Sherard Reynolds	Everett Kitchens	Maurice Leggett

# BLAZER FOOTBALL

## 2007 SUPERLATIVES

### VALDOSTA STATE INDIVIDUAL GAME HIGHS

Rushes	23	Michael Terry vs. Catawba (Nov. 24)
Yards Rushing	181	Michael Terry vs. Ouachita Baptist (Sept. 29)
TD Rushes	2	Willie Copeland at Arkansas Tech (Sept. 22) Michael Terry vs. Ouachita Baptist (Sept. 29) Michael Terry at West Alabama (Oct. 20) Michael Terry vs. Catawba (Nov. 24)
Long Rush	69	Michael Terry vs. Ouachita Baptist (Sept. 29)
Pass attempts	49	Willie Copeland vs. Delta State (Oct. 11)
Pass completions	30	Willie Copeland at Arkansas Tech (Sept. 22)
Yards Passing	294	Willie Copeland at Arkansas-Monticello (Nov. 3)
TD Passes	6	Willie Copeland at Arkansas-Monticello (Nov. 3)
Long Pass	66	Tucker Pruitt vs. West Georgia (Nov. 8)
Receptions	14	Cedric Jones at Arkansas Tech (Sept. 22)
Yards Receiving	145	Cedric Jones vs. North Alabama (Oct. 27)
TD Receptions	3	Jeffrey Felton at Arkansas-Monticello (Nov. 3)
Long Reception	66	Cedric Jones vs. West Georgia (Nov. 8)
Field Goals	2	Zac Williams vs. Albany State (Sept. 1) Zac Williams at Southern Arkansas (Oct. 6) Zac Williams vs. North Alabama (Oct. 27) Zac Williams vs. Catawba (Nov. 24) Zac Williams vs. North Alabama (Dec. 1)
Long Field Goal	42	Zac Williams vs. North Alabama (Oct. 27)
Punts	8	Steven Wright vs. Delta State (Oct. 11)
Punting Avg	45.4	Steven Wright vs. Delta State (Oct. 11)
Long Punt	55	Steven Wright vs. Delta State (Oct. 11)
Long Punt Return	80	Roger King vs. North Alabama (Dec. 1)
Long Kickoff Return	91	Ronnye Nelson vs. North Alabama (Dec. 1)
Tackles	17	Everett Kitchens vs. Catawba (Nov. 24)
Sacks	2.0	Lavarus Dollar at Arkansas-Monticello (Nov. 3)
Tackles For Loss	3.0	Travis Harrison vs. West Georgia (Nov. 8)
Interceptions	1	27 times

### VALDOSTA STATE TEAM GAME HIGHS

Rushes	52	vs. Catawba (Nov. 24)
Yards Rushing	301	vs. Ouachita Baptist (Sept. 29)
Yards Per Rush	9.4	vs. Ouachita Baptist (Sept. 29)
TD Rushes	4	at Fort Valley State (Sept. 8) at Arkansas Tech (Sept. 22) vs. Catawba (Nov. 24)
Pass attempts	49	vs. Delta State (Oct. 11)
Pass completions	30	at Arkansas Tech (Sept. 22) vs. Northwest Missouri State (Dec. 15)
Yards Passing	355	at Arkansas-Monticello (Nov. 3)
Yards Per Pass	10.4	at Arkansas-Monticello (Nov. 3)
TD Passes	6	at Arkansas-Monticello (Nov. 3)
Total Plays	90	at Arkansas Tech (Sept. 22)
Total Offense	541	at Arkansas-Monticello (Nov. 3)
Yards Per Play	8.1	at Arkansas-Monticello (Nov. 3)
Points	69	at Fort Valley State (Sept. 8)
Sacks By	6	vs. Albany State (Sept. 1)
First Downs	29	at Arkansas Tech (Sept. 22) vs. Catawba (Nov. 24)
Penalties	11	at Southern Arkansas (Oct. 6) at Arkansas-Monticello (Nov. 3)
Penalty Yards	125	at Southern Arkansas (Oct. 6)
Turnovers	3	at Southern Arkansas (Oct. 6)
Interceptions By	4	at Southern Arkansas (Oct. 6) at Arkansas-Monticello (Nov. 3)

### OPPONENT INDIVIDUAL GAME HIGHS

Rushes	27	Xavier Omon of Northwest Missouri State (Dec. 15)
Yards Rushing	124	Terry Allen of West Alabama (Oct. 20)
TD Rushes	2	Cole Barthel of Arkansas Tech (Sept. 22) Johnny Polite of Arkansas-Monticello (Nov. 3)
Long Rush	59	Steven Ashley of Southern Arkansas (Oct. 6)
Pass attempts	53	Ryan Poole of West Georgia (Nov. 8)
Pass completions	31	A.J. Milwee of North Alabama (Dec. 1)
Yards Passing	318	A.J. Milwee of North Alabama (Dec. 1)
TD Passes	3	Brad Roach of Catawba (Nov. 24) Joe Ruggiero of California (Pa.) (Dec. 8)
Long Pass	58	Kisan Flakes of Albany State (Sept. 1)
Receptions	10	Jywin Ceasar of Arkansas-Monticello (Nov. 3)
Yards Receiving	115	Patrick Higgins of West Georgia (Nov. 8)
TD Receptions	2	Jeremy Ricks of Delta State (Oct. 6) Cory Garver of California (Pa.) (Dec. 8)
Long Reception	58	Nick Kyles of Albany State (Sept. 1)
Field Goals	1	7 times
Long Field Goal	46	Tyler Lorenz of California (Pa.) (Dec. 8)
Punts	8	Craig McFarlin of Ouachita Baptist (Sept. 29)
Punting Avg	50.2	Michael Podobnik of Arkansas Tech (Sept. 22)
Long Punt	70	Michael Stadler of Northwest Missouri St. (Dec. 15)
Long Punt Return	11	Tracey Stiger of Arkansas Tech (Sept. 22) Tony Taylor of Ouachita Baptist (Sept. 29) Kendall Wright of Northwest Missouri State (Dec. 15)
Long Kickoff Return	85	Jeremy Ricks of Delta State (Oct. 11)
Tackles	15	Brian Richardson of Albany State (Sept. 1) Matt Robertson of Northwest Missouri State (Dec. 15)
Sacks	2.0	Rod Cummings of Albany State (Sept. 1)
Tackles For Loss	2.5	Develle Miller of Albany State (Sept. 1)
Interceptions	1	11 times

### OPPONENT TEAM GAME HIGHS

Rushes	55	Southern Arkansas (Oct. 6)
Yards Rushing	216	Delta State (Oct. 11)
Yards Per Rush	4.6	Delta State (Oct. 11)
TD Rushes	4	Arkansas-Monticello (Nov. 3)
Pass attempts	54	West Georgia (Nov. 8)
Pass completions	31	North Alabama (Dec. 1)
Yards Passing	318	North Alabama (Dec. 1)
Yards Per Pass	10.2	Delta State (Oct. 11)
TD Passes	3	Delta State (Oct. 11) Catawba (Nov. 24) California (Pa.) (Dec. 8)
Total Plays	88	Southern Arkansas (Oct. 6)
Total Offense	462	Delta State (Oct. 11)
Yards Per Play	6.5	Delta State (Oct. 11)
Points	35	Delta State (Oct. 11)
Sacks By	4	Albany State (Sept. 1) Northwest Missouri State (Dec. 15)
First Downs	24	North Alabama (Dec. 1)
Penalties	12	Fort Valley State (Sept. 8)
Penalty Yards	96	Delta State (Oct. 11)
Turnovers	7	Southern Arkansas (Oct. 6)
Interceptions By	2	Delta State (Oct. 11) California (Pa.) (Dec. 8)

# BLAZER FOOTBALL

## 2007 GULF SOUTH CONFERENCE STANDINGS

	Conference					Overall					Home	Away	Neutral	Streak
	W	L	Pct.	For	Opp.	W	L	Pct.	For	Opp				
Delta State	8	0	1.000	269	97	10	2	.833	375	167	5-0	5-2	0-0	Lost 1
<b>Valdosta State</b>	<b>7</b>	<b>1</b>	<b>.875</b>	<b>285</b>	<b>148</b>	<b>13</b>	<b>1</b>	<b>.929</b>	<b>540</b>	<b>247</b>	<b>6-1</b>	<b>6-0</b>	<b>1-0</b>	<b>Won 8</b>
North Alabama	7	1	.875	336	143	10	2	.833	450	238	7-0	3-2	0-0	Lost 1
Henderson State	6	2	.750	241	113	7	3	.700	291	161	3-1	3-2	1-0	Won 3
Harding	5	3	.625	284	309	6	4	.600	347	397	4-1	2-3	0-0	Won 2
Arkansas Tech	3	5	.375	276	298	5	5	.500	317	317	2-3	3-2	0-0	Lost 2
Arkansas-Monticello	3	5	.375	213	332	4	7	.364	289	446	1-4	3-3	0-0	Lost 2
Ouachita Baptist	2	6	.250	153	234	4	6	.400	228	280	3-2	1-4	0-0	Lost 3
Southern Arkansas	2	6	.250	194	281	3	7	.300	245	333	1-3	2-4	0-0	Lost 1
West Georgia	1	7	.125	180	342	2	9	.182	233	462	1-3	1-6	0-0	Lost 4
West Alabama	0	8	.000	151	285	1	9	.100	200	329	1-4	0-5	0-0	Lost 8

### 2007 BLAZER HONORS

<b>AFCA All-America First Team</b> Cedric Jones, Wide Receiver	<b>D2Football.com All-America First Team</b> Sherard Reynolds, Defensive Back	<b>Daktronics All-South Region First Team</b> Cedric Jones, Wide Receiver William Montford, Linebacker Sherard Reynolds, Defensive Back	<b>ESPN The Magazine All-Academic District 3</b> Travis Harrison, Defensive End Zach Parker, Tight End
<b>AFCA Coach of the Year</b> David Dean	<b>Second Team</b> Cedric Jones, Wide Receiver William Montford, Linebacker	<b>Football Gazette All-South Region First Team</b> Cedric Jones, Wide Receiver William Montford, Linebacker Sherard Reynolds, Defensive Back	<b>All-Gulf South Conference First Team</b> Cedric Jones, Wide Receiver Gerald Davis, Offensive Tackle William Montford, Linebacker Sherard Reynolds, Defensive Back Maurice Leggett, Block Team Specialist
<b>AP Little All-America Second Team</b> Cedric Jones, Wide Receiver Sherard Reynolds, Defensive Back	<b>D2Football.com Coach of the Year</b> David Dean	<b>Third Team</b> Gerald Davis, Offensive Tackle	<b>Second Team</b> Michael Terry, Running Back Travis Harrison, Defensive End
<b>Daktronics All-America First Team</b> Sherard Reynolds, Defensive Back	<b>Football Gazette All-America First Team</b> Cedric Jones, Wide Receiver	<b>GSC All-Academic Team</b> Travis Harrison, Defensive End Zach Parker, Tight End	
<b>Second Team</b> Cedric Jones, Wide Receiver	<b>Second Team</b> William Montford, Linebacker Sherard Reynolds, Defensive Back		

### 2007 AFCA TOP 25 - DEC. 18

1. Valdosta State
2. Northwest Missouri State
3. Grand Valley State
4. California (Pa.)
5. Chadron State
6. North Alabama
7. Nebraska-Omaha
8. West Texas A&M
9. North Dakota
10. Delta State
11. Central Washington
12. Catawba
13. Shepherd
14. Carson-Newman
15. Abilene Christian
16. Tuskegee
17. West Chester
18. Indiana (Pa.)
19. Mesa State
20. Newberry
21. Tarleton State
22. Ashland
23. Winona State
24. Washburn
25. Midwestern State

### 2007 D2FOOTBALL.COM TOP 25 - JAN. 17

1. Valdosta State
2. Northwest Missouri State
3. Grand Valley State
4. California (Pa.)
5. North Alabama
5. Chadron State
7. Nebraska-Omaha
8. Shepherd
9. North Dakota
10. Central Washington
11. Delta State
12. West Texas A&M
13. Catawba
14. Abilene Christian
15. Carson-Newman
16. Indiana (Pa.)
17. Tuskegee
18. Ashland
19. Newberry
20. West Chester
21. Washburn
22. Southern Connecticut
23. Winona State
24. Mesa State
25. Tarleton State

### 2007 NCAA DIVISION II SOUTHEAST REGION RANKINGS

1. Valdosta State
2. North Alabama
3. Delta State
4. Catawba
5. Carson-Newman
6. Albany State
7. Newberry
8. Fort Valley State
9. Morehouse
10. Shaw
11. Henderson State
12. Virginia Union

# BLAZER FOOTBALL

## VSU IN THE NCAA STATISTICS

Team	144 ranked
Total Offense	35th / 413.6
Total Defense	45th / 326.4
Rushing Offense	49th / 168.6
Rushing Defense	33rd / 120.9
Passing Offense	39th / 245.1
Passing Efficiency Defense	25th / 105.9
Scoring Offense	14th / 38.6
Scoring Defense	14th / 17.6
Turnover Margin	5th / +1.4
Team Kickoff Returns	109th / 18.0
Team Punt Returns	7th / 14.0
Team Pass Sacks	40th / 2.7
Team Passing Efficiency	45th / 133.4
Pass Sacks Allowed	33rd / 1.4
Kickoff Return Defense	25th / 17.5
Punt Return Defense	4th / 3.1
Turnovers Lost	37th / 20
Turnovers Gained	2nd / 40
Passes Had Intercepted	46th / 11
Fumbles Lost	35th / 9
Passes Intercepted	1st / 27
Team Net Punting	10th / 35.9
Fumbles Recovered	42nd / 13

Individual		200 ranked
Rushing	Michael Terry	72nd / 79.1
Passing Efficiency	Willie Copeland	46th / 132.8
Total Offense	Willie Copeland	40th / 237.9
Receptions Per Game	Cedric Jones	8th / 7.3
Receiving Yard Per Game	Cedric Jones	30th / 83.6
Scoring	Zac Williams	49th / 7.4
	Michael Terry	168th / 5.1
All-Purpose Yards	Cedric Jones	114th / 102.1
	Michael Terry	187th / 84.5
Punt Returns	Sherard Reynolds	11th / 14.1
Field Goals Per Game	Zac Williams	22nd / 0.9
Punting	Steven Wright	67th / 37.1
Interceptions	Sherard Reynolds	12th / 0.5
	Maurice Leggett	25th / 0.5
Total Tackles	William Montford	68th / 8.6
	Sherard Reynolds	184th / 7.2
Pass Sacks	Travis Harrison	91st / 0.6
Tackles for Loss	William Montford	150th / 1.0
	Travis Harrison	172nd / 1.0
Forced Fumbles	William Montford	90th / 0.2
Passes Defended	Sherard Reynolds	20th / 1.4
	Maurice Leggett	36th / 1.2
Passing Yards	Willie Copeland	12th / 3,160
	Tucker Pruitt	163rd / 227.0
Rushing Yards	Michael Terry	29th / 1,107
Receiving Yards	Cedric Jones	7th / 1,171
Passing Yards Per Game	Willie Copeland	40th / 225.7
	Tucker Pruitt	166th / 20.6

## VSU IN THE GSC STATISTICS

Team	
Scoring Offense	1st / 38.6
Scoring Defense	3rd / 17.6
Passing Offense	5th / 245.1
Passing Defense	3rd / 205.4
Kickoff Returns	9th / 18.0
Net Punting	1st / 35.9
Turnover Margin	1st / +1.4
Rushing Offense	5th / 168.6
Rushing Defense	3rd / 120.9
Total Offense	4th / 413.6
Total Defense	3rd / 326.4
Punt Return Average	2nd / 14.0
Passing Efficiency	3rd / 133.4
Passing Efficiency Defense	3rd / 105.9
First Downs	1st / 313
Opponent First Downs	9th / 251
Team Pass Sacks	2nd / 38
Penalty Yardage	7th / 72.5
Fourth Down Conversions	3rd / 55.0
Opponent Fourth Down Conversions	4th / 42.5
Red Zone Offense	4th / 79.4
Red Zone Defense	4th / 63.9
Third Down Conversions	2nd / 43.2
Opponent Third Down Conversions	4th / 36.4
Pass Sacks Allowed	6th / 20
Field Goal Percentage	3rd / 65.0
PAT Kicking Percentage	4th / 94.2
Time of Possession	10th / 29:13
Kickoff Coverage (Net Yards)	2nd / 39.3

Individual		
Rushing	Michael Terry	4th / 79.1
Passing Yards Per Game	Willie Copeland	3rd / 225.7
Total Offense	Willie Copeland	4th / 237.9
Receptions Per Game	Cedric Jones	1st / 7.3
Receiving Yard Per Game	Cedric Jones	1st / 83.6
Interceptions	Sherard Reynolds	2nd / 0.5
	Maurice Leggett	4th / 0.5
Passing Efficiency	Willie Copeland	3rd / 132.8
	Tucker Pruitt	5th / 130.2
Punt Returns	Sherard Reynolds	3rd / 14.1
	Roger King	4th / 12.6
Punting	Steven Wright	8th / 37.1
Scoring	Zac Williams	1st / 7.4
Field Goals Per Game	Zac Williams	2nd / 0.9
Field Goal Percentage	Zac Williams	2nd / 65.0
PAT Kicking Percentage	Zac Williams	5th / 94.2
Tackles Per Game	William Montford	3rd / 8.6
	Sherard Reynolds	12th / 7.2
	Everett Kitchens	34th / 5.8
	Michael Cullen	35th / 5.6
	Larry Dean	46th / 5.1
Pass Sacks	Travis Harrison	2nd / 8.0
Tackles for Loss	William Montford	4th / 14.0
	Travis Harrison	5th / 13.5
Passes Defended	Sherard Reynolds	3rd / 1.4
	Maurice Leggett	6th / 1.2



**HISTORY AND RECORDS**

# BLAZER FOOTBALL

## VALDOSTA STATE AND THE HARLON HILL TROPHY

Valdosta State football has played a large role in the selection of the Division II player-of-the-year, who receives the coveted Harlon Hill Trophy during festivities held in conjunction with the national championship game in early December each year. The trophy is named after former Florence State Teacher's College (now University of North Alabama) wide receiver Harlon Hill, who went on to start for the Chicago Bears in the NFL.

In 1994, Chris Hatcher won the Hill trophy by the second largest vote margin in the 17-year history of the award. Hatcher won the award after throwing for 4,076 yards and 55 touchdowns, against just 10 interceptions, while completing 367 of 508 passes. Hatcher led Division II in passing efficiency during the regular season and directed VSU to its first Division II post-season appearance.

Two years later, Lance Funderburk, his successor as Blazer quarterback, was runner-up for the prestigious honor. Funderburk completed 342 of 532 passes on the season, a .643 completion percentage, and threw 38 touchdowns while being intercepted 14 times. His 4,226 yards passing on the year are both a Valdosta State and Gulf South Conference record.

In 2000, then junior quarterback Dusty Bonner was a landslide winner of the award, making Valdosta State one of only three schools to boast multiple winners. Bonner directed VSU to a 10-2 mark on the year while completing 351 of 488 passes. He tied Hatcher's Blazer and Gulf South Conference mark of 55 touchdown passes, against just eight interceptions, and tallied 4,126 yards.

In 2001, Bonner took home the gold once again, becoming only the second player in the history of the award to win it back-to-back. Bonner completed 298 of his 425 passing attempts for 4,037, becoming the first player in VSU history to throw more than 4,000 yards in back-to-back years. The senior threw 52 touchdowns and 14 interceptions while completing 70.1% of his passes.



Dusty Bonner  
2000 and 2001 winner

### VALDOSTA STATE'S HARLON HILL FINALISTS

#### Chris Hatcher

1991-94 • 1994 Harlon Hill Trophy Winner

Year	Att	Comp	Int.	Pct.	Yds	TDs
1991	150	81	4	.540	1088	8
1992	400	264	14	.660	2548	21
1993	471	335	11	.711	3651	37
1994	508	367	10	.722	4076	55
<b>Totals</b>	<b>1529</b>	<b>1047</b>	<b>39</b>	<b>.685</b>	<b>11,363</b>	<b>121</b>

#### Lance Funderburk

1992-96 • 1996 Harlon Hill Trophy Runner-up

Year	Att	Comp	Int.	Pct.	Yds	TDs
1992	10	5	1	.500	40	0
1993	41	28	0	.683	220	3
1995	544	356	12	.654	3706	26
1996	532	342	14	.643	4226	38
<b>Totals</b>	<b>1127</b>	<b>731</b>	<b>27</b>	<b>.649</b>	<b>8192</b>	<b>67</b>

#### Dusty Bonner

2000-01 • 2000 and 2001 Harlon Hill Trophy Winner

Year	Att	Comp	Int.	Pct.	Yds	TDs
2000	488	351	8	.719	4126	55
2001	425	298	14	.701	4037	52
<b>Totals</b>	<b>913</b>	<b>649</b>	<b>22</b>	<b>.711</b>	<b>8163</b>	<b>107</b>



Chris Hatcher  
1994 winner



Lance Funderburk  
1996 runner-up




# BLAZER FOOTBALL

## VALDOSTA STATE ATHLETIC HALL OF FAME

Initiated in 1997, the Valdosta State University Athletic Hall of Fame is an honorary society begun 12 years ago to further enhance the sparkling reputation of VSU athletics. Seven former student-athletes and one former coach/administrator comprised the inaugural class. Four more standouts were added in 1998, six (including two alumni from Georgia State Womens College) entered in 1999, and four more joined the elite list each year from 2000 to 2006. Five were inducted in 2007 and 2008, bringing the membership to 56.

Seven former football players are members of the Hall. Jessie Tuggle was a member of the inaugural class, Antonio Edwards entered in 1999, Chris Hatcher came on board in 2001, Keith Moore was inducted in 2002 and Lance Funderburk was added in 2004. Dusty Bonner was voted into the Hall of Fame in 2007 while C.J. Lofton and Reggie Mosley entered in 2008.



Jessie Tuggle



Antonio Edwards



Chris Hatcher



Keith Moore



Lance Funderburke



Dusty Bonner



C.J. Lofton



Reggie Mosley

### 1997 Class

Eric Anderson, Men's Tennis, 1988-91  
 Sam Bowen, Men's Basketball, 1973-74  
 Eddie Brown, Men's Basketball, 1977-81  
 Chan Dixon, Women's Tennis, 1988-91  
 Joe Germano, Cross Country, 1976-77  
 Billy Grant, Coach/AD, 1959-84  
 Susan Taylor, Women's Basketball, 1976-80  
 Jessie Tuggle, Football, 1983-86

### 1998 Class

Gary Colson, Coach, 1958-68  
 Gene Felts, Baseball, 1971-74  
 Bobby Ritch, Men's Basketball, 1962-66  
 Shannon Williams, Women's Basketball, 1986-90

### 1999 Class

Candace Fincher, Women's Basketball, 1983-87  
 Nancy Irby, Women's Tennis, 1979-82  
 Louise Odom Howell, American Ball, 1931-35  
 Mike Perry, Baseball/Men's Basketball, 1960-64  
 Jackie Studstill, Women's Basketball, 1931-35  
 Cecil Whitehead, Baseball, 1976-78

### 2000 Class

Antonio Edwards, Football, 1989-92  
 Willie Oxford, Men's Basketball, 1969-73  
 Kelly Scott, Baseball, 1979-80  
 Lyndal Worth, Coach, 1974-81

### 2001 Class

Briny Baird, Golf, 1994-95  
 JoJo Blaha, Baseball, 1984-87  
 Carol Chason, Women's Basketball, 1975-79  
 Chris Hatcher, Football, 1991-94

### 2002 Class

Mike Jones, Baseball, 1982-85  
 Ray McCully, Men's Basketball, 1962-66  
 Keith Moore, Football, 1984-87  
 Janice Washington, Women's Basketball, 1980-84

### 2003 Class

Jeff Agerter, Baseball, 1982-83  
 Sue Ann Christie, Women's Basketball, 1974-78  
 Masa Oreskovic, Women's Tennis, 1991-94  
 Olivia Parks, Softball, 1992-95

### 2004 Class

Lance Funderburk, Football, 1992-96  
 Daryl Greenan, Men's Tennis, 1991-95  
 Bridgett Moore, Women's Basketball, 1983-87  
 Bryan Shover, Baseball, 1992-95

### 2005 Class

1979 National Championship Baseball Team  
 Tim Dominey, Men's Basketball, 1970-73  
 Sachin Kirtane, Men's Tennis, 1995-98  
 David Yarmitzky, Golf, 1990-92

### 2006 Class

Klaus Acker, Men's Tennis, 1997-98  
 Kevin Durkin, Golf, 1998-99  
 Tommy Thomas, Coach, 1967-2007  
 Dawn Wynn, Women's Basketball, 1991-95

### 2007 Class

Sal Almadeo, Baseball, 1977-79  
 Dusty Bonner, Football, 2000-01  
 Steve Roberts, Sports Information, 1981-2006  
 Nico Sablowski, Men's Tennis, 1998-2001  
 Tracy Sprolden Kimethu, Women's Basketball, 1998-2001

### 2008 Class

Dr. Kurt Jacobson, Team Physician, 1984-present  
 C.J. Lofton, Football, 1999-2002  
 Kathy Kennedy Matthews, Women's Basketball, 1993-1997  
 Reggie Mosley, Football, 1999-2002  
 Aparna Sreenivasan, Women's Tennis 1999-2001

# BLAZER FOOTBALL

## FORMER BLAZERS IN THE PROFESSIONAL RANKS

A total of 24 Valdosta State Blazers have joined the pro ranks upon completing their eligibility at the school. These players have gone on to have successful careers at every level of professional football, including the National Football League, the Canadian Football League and the Arena Football League.

Valdosta State's most famous football alum, in terms of a post-VSU career, is former Atlanta Falcon Jessie Tuggle. Tuggle joined the Falcons in 1987 and spent his entire 13-year career with the team. He played in five Pro Bowls and ended his career with an NFL record five fumbles returned for touchdowns. Tuggle registered 12 straight 100-tackle seasons and ended his playing days with a team-record 2,065 tackles.

Richard Collier, who ended his VSU career in 2005, is the Blazers' only current NFL player. Collier signed a free agent contract with the Jacksonville Jaguars prior to the 2006 season and played in four games at offensive tackle.

Other former Blazers to make the pro ranks have included: Mark Catano (Pittsburgh, NFL), Richard Freeman (Atlanta, NFL), Randy Fisher (New Orleans, NFL), Artie Ulmer (Atlanta, NFL), Robert Williams (Kansas City, NFL), Carlos Johnson (Philadelphia, NFL), Robert Morris (Seattle, NFL), Dusty Bonner (Atlanta, NFL), Antonio Edwards (Carolina, NFL), Mike Bowman (Green Bay, NFL), Brad Trout (Atlanta, NFL), Mike Berry (Indianapolis, NFL), Reggie Rhodes (Miami, NFL), Dominique Ross (Tampa Bay, NFL), Erasmus Harvey (Winnipeg, CFL), Lance Funderburke (Montreal, CFL), Ced Dickerson (Winnipeg, CFL), Andre Hampton (Shreveport, AFL), York Kurinsky (Birmingham, AFL), Willie Copeland (Miami Dolphins, NFL), Maurice Legget (Kansas City Chiefs, NFL) and Gerald Davis (Hamilton Tiger-Cats, CFL).



Jessie Tuggle



Mark Catano



Reggie Rhodes



Dominique Ross



Mike Berry



Brad Trout




Artie Ulmer



Richard Freeman



Randy Fisher



Richard Collier



Mike Bowman



Ced Dickerson

# BLAZER FOOTBALL

## BLAZER SUPERLATIVES

### COLLEGE FOOTBALL HALL OF FAME INDUCTEES

2007 Jessie Tuggle

#### ALL-AMERICA HONOREES

1982	Mark Catano, OT	1997	Richard Freeman, DE
1984	Lenny Parker, LB; Keith Moore, K; Chris Dupree (HM)	1998	Antonio Speed, LB (HM)
1986	Jessie Tuggle, LB	2000	Dusty Bonner, QB; C.J. Lofton, TE
1988	Robert Morris, DL; Jimmy Brookins, LB (2 <sup>nd</sup> ); Mikeal Lovejoy, S (2 <sup>nd</sup> ); Randy Fisher, FL (HM)	2001	Dusty Bonner, QB; C.J. Lofton, TE; Reggie Mosley, WR; Tully Payne, C; Jason King, OT
1989	Randy Fisher, FL	2002	Aaron Jenkins, RB; C.J. Lofton, TE; Reggie Mosley, WR; Dewayne Smith, NG
1990	Deon Searcy, FS; Jack McTyre, K	2004	Will Rhody, K; Torrey Howard, OL; Tim Thompson, DL; Spencer Fortson, DB; Tyran Robinson, RB; Fabian Walker, QB
1991	Antonio Edwards, DE (Defensive Lineman of the Year)	2006	Sherard Reynolds, FS
1993	Chris Hatcher, QB; York Kurinsky, OT	2007	Sherard Reynolds, FS; Cedric Jones, WR; William Montford, LB
1994	Chris Hatcher, QB		
1996	Lance Funderbuck, QB		

#### ALL-GULF SOUTH CONFERENCE HONOREES

1982	Carl Armstrong, WR Mark Catano, OT (2 <sup>nd</sup> ) Cliff Fouty, LB (2 <sup>nd</sup> ) Jimmy Francis, CB (2 <sup>nd</sup> ) James Owens, QB (2 <sup>nd</sup> )	Chris Dupree, SS Don Kelly, K Will O'Steen, C Marcus Walker, DL (2 <sup>nd</sup> ) Dexter Holiday, WR (2 <sup>nd</sup> ) Scott Long, TE (2 <sup>nd</sup> )	Richard Freeman, DE Jesse Sutton, LB Vontrell Mitchell, RB (2 <sup>nd</sup> ) David Fox, DE (2 <sup>nd</sup> ) Arto Vartanian, DT (2 <sup>nd</sup> ) Brad Trout, SS (2 <sup>nd</sup> ) James Lightfoot, K (2 <sup>nd</sup> ) Eric Doggett, RS (2 <sup>nd</sup> )	C.J. Lofton, TE Torrey Howard, OG Chance Hutto, OT Dewayne Smith, NG Tabious Carter, LB Ced Dickerson, DB Reggie Rhodes, DT (2 <sup>nd</sup> ) Marlin Adams, LB (2 <sup>nd</sup> ) Jason Cost, LB (2 <sup>nd</sup> )			
1983	Lenny Parker, LB Mark Catano, OT Cliff Fouty, LB (2 <sup>nd</sup> ) Dallis Smith, CB (2 <sup>nd</sup> )	1992	Antonio Edwards, DE (Def. POY) Chris Dupree, SS Calvin Walker, WR York Kurinsky, OT Chris Hatcher, QB (2 <sup>nd</sup> ) Matt Moore, OG (2 <sup>nd</sup> ) Andre Hampton, DE (2 <sup>nd</sup> ) Erasmus Harvey, LB (2 <sup>nd</sup> )	1998	Arto Vartanian, DT Antonio Speed, LB (Def. POY) Jesse Sutton, LB Dennis Fryzel, WR (2 <sup>nd</sup> ) Vaughn Clark, CB (2 <sup>nd</sup> )	2003	Torrey Howard, OG Tim Thompson, DE Jason Cost, LB Andre Zellner, WR (2 <sup>nd</sup> ) Derrick Hill, DE (2 <sup>nd</sup> ) Dee Williford, LB (2 <sup>nd</sup> ) Wesley Brown, FS (2 <sup>nd</sup> ) Elliott Burkes, CB (2 <sup>nd</sup> )
1984	Lenny Parker, LB Dallis Smith, CB (2 <sup>nd</sup> ) Jessie Tuggle, DE (2 <sup>nd</sup> ) Timmy Massey, SS (2 <sup>nd</sup> ) Chuck Dunmon, OG (2 <sup>nd</sup> )	1993	Chris Hatcher, QB Calvin Walker, WR York Kurinsky, OL Andre Hampton, DE Erasmus Harvey, LB Tony Hill, SS Stanley Flanders, RS (2 <sup>nd</sup> )	1999	Antonio Speed, LB (Def. POY) Michael Williams, LB Vaughn Clark, CB Jason King, OT (2 <sup>nd</sup> ) Travis Francis, RB (2 <sup>nd</sup> ) Bo Barilauskas, DT (2 <sup>nd</sup> ) Willie Caldwell, NG (2 <sup>nd</sup> ) Eric Doggett, RS (2 <sup>nd</sup> )	2004	Tyran Robinson, RB Torrey Howard, OL Tim Thompson, DE Spencer Fortson, DB Will Rhody, K Derrick Hill, DE (2 <sup>nd</sup> ) <i>Terel Toomer, DL (2<sup>nd</sup>)</i> Leighton Cooley, OL (2 <sup>nd</sup> )
1985	Jessie Tuggle, LB Dallis Smith, CB Terry Mallory, P Freddie Thomas, LB (2 <sup>nd</sup> ) Jimmy Francis, FS (2 <sup>nd</sup> ) Mark Dace, QB (2 <sup>nd</sup> ) R.D. Swain, OG (2 <sup>nd</sup> ) Darrien Teals, WR (2 <sup>nd</sup> )	1994	Chris Hatcher, QB (Off. POY) Dominique Ross, FB <i>Robert Williams, WR</i> Stanley Flanders, WR <i>Matt Moore, OG</i> Andre Hampton, DE <i>Marcus Johnson, FS</i> Erasmus Harvey, LB (2 <sup>nd</sup> ) Shay Williams, DE (2 <sup>nd</sup> ) Edward Mitchell, LB (2 <sup>nd</sup> )	2000	Dusty Bonner, QB (Off. POY) C.J. Lofton, TE <i>Tully Payne, C (2<sup>nd</sup>)</i> Mike Fowler, LB (2 <sup>nd</sup> ) <i>Reggie Cockerm, LB (2<sup>nd</sup>)</i> Ced Dickerson, FS (2 <sup>nd</sup> ) <i>Derrick Hill, DE (2<sup>nd</sup>)</i>	2005	Tim Thompson, DE Richard Collier, OT Michael Green, K Dedrick Morrison, DE (2 <sup>nd</sup> )
1986	Jessie Tuggle, LB (Def. POY) Dallis Smith, CB Randy Fisher, WR (Fresh. of Yr) <i>Terry Mallory, P</i> R.D. Swain, OG (2 <sup>nd</sup> ) <i>James Gibson, DT (2<sup>nd</sup>)</i> Keith Reddings, DE (2 <sup>nd</sup> )	1995	Tauese Letuli, OG Sean Pender, WR Lance Funderburke, QB (2 <sup>nd</sup> ) Ryan Branch, LB (2 <sup>nd</sup> ) Drew McPhail, OT (2 <sup>nd</sup> ) Wayne DeVane, P (2 <sup>nd</sup> )	2001	Dusty Bonner, QB (Off. POY) Reggie Mosley, WR, ST C.J. Lofton, TE Aaron Jenkins, RB Bill Epps, OG Jason King, OT Reggie Cockerm, LB Mike Fowler, LB Ced Dickerson, Rover Shaunta Dismuke, ST Keith Gosse, OG (2 <sup>nd</sup> ) Anthony Poole, DT (2 <sup>nd</sup> ) Reggie Rhodes, DT (2 <sup>nd</sup> ) Derek Braxton, CB (2 <sup>nd</sup> )	2006	Cedric Jones, WR (Fresh. of Yr) Travis Harrison, DE Sherard Reynolds, FS/RS Shawn Harris, ST Willie Copeland, QB (2 <sup>nd</sup> ) William Montford, LB (2 <sup>nd</sup> )
1987	Randy Fisher, WR Jimmy Brookins, LB (2 <sup>nd</sup> )	1996	Lance Funderburke, QB (Off. POY) Rodney Brown, WR Sean Pender, WR Felise Muai, OL Drew McPhail, OL Artie Ulmer, DL James Lockhart, LB	2002	Aaron Jenkins, RB (Off. POY) Buster Faulkner, QB Reggie Mosley, WR	2007	Cedric Jones, WR Sherard Reynolds, FS William Montford, LB Gerald Davis, OT Maurice Leggett, BT Travis Harrison, DE (2 <sup>nd</sup> ) Michael Terry, RB (2 <sup>nd</sup> )
1988	Randy Fisher, WR Jimmy Brookins, LB Buddy Phillips, OT Robert Morris, DT (2 <sup>nd</sup> )	1997	Mike Bowman, WR				
1989	Randy Fisher, WR Keith Jones, TE Robert Morris, DE Ramon Allen, RB (2 <sup>nd</sup> ) Shaun Utley, LB (2 <sup>nd</sup> ) Randy Williams, C (2 <sup>nd</sup> )						
1990	Antonio Edwards, DE Jack McTyre, K Dexter Holiday, WR (2 <sup>nd</sup> )						
1991	Antonio Edwards, DE						

# BLAZER FOOTBALL

## ALL-TIME LETTERWINNERS

### A

Ashley Abrams, DB	1982
Bama Adams, WR	2002-04
Marlin Adams, LB	2000-03
Kevin Adkins, DB	2004-06
Howard Akers, WR	1987-88
Timi Aganga-Williams, LB	2002-03
Matt Alexander, OT	1990-91
Jody Allen, DE	1982
Ramon Allen, RB	1988-91
Steve Allen, OT	1982
Tony Allen, RB	1985
Greg Alley, OG	1982-83
Carlos Anderson, DB	2006-07
Kelvin Anderson, WR	1993
Tirrell Andrews, WR	1994-96
Carl Armstrong, WR	1982
Cary Arneson, DB	1982
Thomas Arnold, RB	2005
David Ashby, P	1993-94
Eddie Ashley, RB	1990
Tyler Aurandt, WR	2003-06
Eugene Autry, DB	1993-94

### B

Keith Backstrom, LB	1988-89
Darryl Baker, LB	1999-02
Desmon Baker, DE	1995-96
Mike Baldwin, DB	1990
Bryan Banks, OT	1984-87
David Banks, TE	1992-94
Tony Barnes, LB	1999-00
Kenn Barnett, QB/P	1999, 2002-04
Rodrigus Bartell, WR	1986
Bo Barzilauskas, DL	1999
Josh Bass, DT	2006
R.J. Bastone, WR	2007
Terrell Battle, DB	1996-98
Brad Bauer, K	1982-84
Marc Beach, WR	1991-92
Pernell Bee, RB	1983
Anthony Beedles, DB	1999
Terrence Bell, DB	2004
Travis Bembry, DB	1992
Mike Berry, DL	1992-94
Steve Betros, LB	2005-06
Reid Bethea, K	2001
Jason Birt, DB	1994
Andy Bishop, K	1998-2001
Melvin Black, DE	2006-07
Stacey Blake, OT	1982-83
Gio Blalock, LB	2003-06
Andy Blanchard, LB	1984-86
Jeremiah Blount, RB	1987
Oliver Blount, DT	1985-86
Steve Bodi, DE	1983-84
Erik Boland, OG	2001
Elson Bolar, DT	1983-84
Keith Bonnell, OT	1983-85

Dusty Bonner, QB	2000-01
Bobby Booker, LB	1987-89
Abram Booty, WR	2001
Shawn Bostick, C	1990-93
Mike Bowman, WR	1996-97
Robert Boyette, DL	1982
Keith Braddock, DB	1993-94
Delrick Bradley, DB	1999-00
Ryan Branch, LB	1993-96
Shawn Brannen, OT	1993-94
Derek Braxton, DB	1998-01
Kevin Bray, DB	2006
Michael Brenton, OG	1987-90
Joey Brett, QB	1991
Milon Brezjal, DB	2000-02
Lardell Brinson, WR	1994, 1996
Terrence Brisbon, RB	1984
Jason Brock, OG	1989
Charles Brooks, DT	1985
Adam Brown, DL	1999, 2001-02
Arthell Brown, DB	2000-01
Carlos Brown, FB	1996
Josh Brown, DE	2006
Rodney Brown, WR	1995-96
Vincent Brown, RB	2004-05
Wesley Brown, DB	2000-03
Chad Bryant, RB	2005-06
Elliott Burkes, DB	1999, 2002-03

### C

Shaun Calhoun, QB	2003-04
Clay Callaway, WR	2004-07
Rod Callaway, DT	1987-90
Russ Callaway, QB	2007
Bret Calzaretta, LB	1982
Cedric Campbell, RB	1984
Vince Capece, LB	1983-85
Xavier Carrington, DL	2001-03
Harvey Carter, DL	1982
Tabious Carter, DB	1999-02
Mark Catano, OT	1982-83
Dean Chandler, DT	1996
Greg Chapman, OG	1999-00
Darryl Cherry, OG	1994
Brian Chestnutt, P	1989-91
Mike Christopher, RB	1999-00
Henry Chubb, RB	1982-83
Schneider Cineus, DE	2007
Eric Clark, RB	1985-88
Jamaal Clark, LB	2006-07
Josten Clark, C	1991-94
Tommy Clark, C	1990-92, 94
Vaughn Clark, DB	1996-99
Julanda Clayton, DB	1995-96
Dantra Clements, WR	2002
Reggie Cockerm, LB	1997, 99-01
Cary Cody, WR	1982, 84-86
Jay Coley, WR	1982
Richard Collier, OT	2004-05

Keith Cooksey, WR	1993, 95-97
Leighton Cooley, C	2002-04
Greg Cooper, RB	1998-00
Nikko Cooper, WR	1996, 1998
Marcus Copeland, FB	1987-90
Roger Copeland, LB	1987
Willie Copeland, QB	2006-07
Abundio Corchado, OL	2006-07
Jeff Corley, DS	1999-02
Jason Cost, LB	2000-03
Tye Cottle, QB	1987-90
Vic Crawford, DB	1984
Jeff Creveling, QB	2003
Elkannah Crockett, DB	1982
Nathan Cronin, QB	1997-99
Kevin Crosby, FB	1992
Michael Cullen, LB	2005-07
P.J. Curbeam, WR	2007

### D

Mark Dace, QB	1984-87
Rod Dalton, WR	2000, 02-04
Donnie Daniels, LB	2004
J.D. Daniels, WR	1982
Jermel Daniels, DL	2005-07
Chance Darley, FS	2005-07
Chris Davenport, LB	1989-90
Calvin Davis, LB	1990
Gerald Davis, OG	2004-07
Kelvin Davis, DT	1988
Mike Davis, WR	1994-95
Reginald Davis, WR	1988-91
Rick Davis, QB	1982
Jackson Dean, WR	2007
Larry Dean, LB	2007
Shamonta Dean, DB	1999-02
Dustin DeHaven, DE	2004-05
Fran Delaney, DS	1988-89
Stephen Delk, K	2002-04
Jamie Deloach, QB	1992-95
Wayne DeVane, P	1994-97
Richard DeWees, LB	1989
Ced Dickerson, DB	1999-02
Jerry Dillard, K	1993
Shaunta Dismuke, DB	1999, 2001
Derek Dixon, DB	1997-98
Dustin Dodson, C	2001-03
Eric Doggett, WR	1997-99
Lavarus Dollar, LB	2005-07
Artie Dovers, OG	1982
Eddie Dowdell, WR	2002-03
Derek Dragon, DB	1999
Todd Douthit, K	1995-96
Jody Dowda, OT	1990-91
Dezric Dugger, DL	2006
Blake Duncan, FB	1989-91, 93
Chuck Dunmon, OT	1982-85
Andrew Dunn, C	2006
Fred Dunn, LB	2001-04

Chris Dupree, DB	1989-91
------------------	---------

### E

John Eaton, OG	1982
Jos Edison, OT	2003-06
Antonio Edwards, DE	1989-92
Kewon Edwards, LB	1999
Rodney Edwards, LB	2001-02
Calvin English, DE	2002-05
Bill Epps, OG	1997-98, 2000-01
Cedric Evans, WR	2007

### F

Albert Fanoga, DB	1995
Joey Farmer, LS	2007
Leon Farmer, LB	1985
Ken Fasnacht, WR	1983
Buster Faulkner, QB	2001-03
Eric Faulkner, DE	1984-87
Jeffery Felton, WR	2004-07
Matt Fiorelli, DE	1992-95
Randy Fisher, WR	1986-89
Mike Fitzpatrick, WR	1990
Stanley Flanders, WR	1993-94
Brad Fleming, OG	2002-03
Tim Fleming, OG	1993
Michael Flood, DB	2002-05
Tracy Flounoy, DL	2003-04
Steve Foote, C	1994-95
Reggie Ford, WR	1982
Spencer Fortson, DB	2002-04
Scott Foss, DB	2002-05
Cliff Fouty, LB	1982-83
Chris Fowler, DB	2002-03
Mike Fowler, LB	1999-01, 2006
David Fox, DE	1996-98
Kyle Fox, OT	2007
Walt Foy, DB	1991-94
Jimmy Francis, DB	1982-85
Travis Francis, RB	1999-00
Richard Freeman, DE	1996-97
Dennis Fryzel, WR	1997-98, 2000-01
Rodney Fulk, K	1987
J.T. Fuller, LB	1996-99
Darrell Funderburk, QB	1985-88
Lance Funderburk, QB	1992-93, 95-96

### G

Chad Gallahan, K	2005-07
Cedric Gantt, DL	1986
Doug Garrity, DL	2000-03
Chris Gaston, LB	1997
Bert Gelis, DL	1985-88
Tommy George, DL	1999
Andy Gibbs, P	1998, 00
Erik Gibson, WR	1997-98
James Gibson, DL	1983-86
Mike Gibson, DB	1993-95
Dorian Gilliam, RB	2001-04

# BLAZER FOOTBALL

## ALL-TIME LETTERWINNERS

David Gilyard, LB.....	1982
Kris Gingrow, OL.....	1995-97
John Gladden, LB.....	1990-92
Jeff Glazer, DB.....	1998
David Glisson, RB.....	1993, 1995
Alex Godfrey, RB.....	2003
Gary Goff, WR.....	1995-96
Matt Gonzalez, DL.....	2006
Keith Gosse, OG.....	1999-01
Glen Gozier, DL.....	2002
Chris Grant, CB.....	2007
Leon Gray, LB.....	2002
Chad Grabowski, DE.....	1998-99
Matt Grabowski, WR.....	1998
John Gray, DL.....	1982-83
Kevin Gray, WR.....	1984
Michael Green, K.....	2003-05
Shadrick Green, TE.....	1993
Jeff Greer, DE.....	1995-96
Michael Greer, WR.....	2001
Steve Greer, WR.....	1991-94
Lewis Grier, QB/WR.....	1999-00
Steve Griffin, QB.....	1982-83
Ryan Grubbs, LB.....	1984
John Gulyas, OT.....	1997-99
Jason Guzzardo, K.....	2000

### H

Kenneth Hale, CB.....	2007
Jack Hall, DE.....	1996
Paul Hall, LB.....	1990-91
Stanley Hall, RB.....	1989-90
Todd Hall, C.....	1996
Wayne Hamm, TE.....	1982-84
Andre Hampton, DE.....	1992-94
Dennis Hampton, DE.....	1993
Roshod Hampton, DL.....	2001
Jeff Hanton, DB.....	1982-83, 85-86
Rico Harley, OT.....	1999-00
Austin Harmon, DB.....	1996-98
Donnie Harrell, RB.....	1985-88
Bryce Harrington, K.....	2001
Antwan Harris, DB.....	2003-05
Derrick Harris, DB.....	1983-84
Jonathan Harris, TE.....	1992-94
Shawn Harris, DB.....	2004-07
John Harrison, DS.....	2002-04
Travis Harrison, DE.....	2005-07
Dwayne Hart, DB.....	1987-90
Erasmus Harvey, LB.....	1991-94
Chris Hatcher, QB.....	1991-94
Ross Hawthorne, LB.....	2000-01
Ashley Henderson, OG.....	2000-01
Mike Henry, C.....	1983-84
Chester Hightower, LB.....	1986
Derrick Hill, DE.....	2000, 02-04
Tony Hill, DB.....	1991-94
John Hinson, DL.....	1992-94
John Hobdy, QB.....	2000

Craig Hodge, DL.....	1999
Rory Hogan, DL.....	1997-00
Dexter Holiday, WR.....	1986, 89-91
Hobie Holiday, DE.....	2003
Adam Hollingsworth, OG/C.....	2007
Mendez Hollis, DB.....	1997-99
Cedric Holton, DB.....	1998
Jimmy Holton, OG.....	1987
Jeff Hooks, LB.....	1985-86
Carlos Hope, WR.....	1995, 97-99
Alphonso Hopkins, DB.....	2004
Averil Houston, DB.....	1995
Bo Houston, OG.....	1990-91
Greg Hoven, WR.....	1984-85
Torrey Howard, OG.....	2001-04
James Hubbard, OG/NG.....	1992-95
Doug Hunter, QB.....	1983-85
James Hutley, DT.....	2004-05
Chance Hutto, OT.....	2001-02

### J

Chris Jackson, CB.....	1995
Edward Jackson, DB.....	1987-89
Jerome Jackson, RB.....	1982-83, 86
Stonewall Jackson, RB.....	1985
Eric Jarvis, C.....	1982-83
Willie Jefferson, LB.....	1983
Jason Jelks, DB.....	1993-95
Aaron Jenkins, RB.....	2000-03
Kenny Jennings, DB.....	1983-84
Brandon Jernigan, OL.....	1996-97
Carlos Johnson, WR.....	2000-01
Casey Johnson, DE.....	1990
Chris Johnson, DE.....	1998-01
Emanuel Johnson, DL.....	1993-94
Marcus Johnson, DB.....	1991-94
Tommy Johnson, DE.....	1994-95
Willie Johnson, NG.....	2004-05
Donnie Johnston, QB.....	1995-98
Barry Jones, FB.....	1992-93
Cedric Jones, WR.....	2006-07
Chris Jones, LB.....	2006
Demario Jones, DT.....	2007
Joel Jones, DE.....	2007
Keith Jones, TE.....	1986-89
Maurice Jordan, DL.....	1986-89
Tyrone Jordan, WR.....	2000, 02-03
Dominic June, LB.....	1997-98

### K

Don Kelly, K.....	1990-92
John Kenny, OL/DL.....	1989-91
Jason King, OT.....	1998-01
Jimmy King, TE.....	1993-94
Roger King, CB.....	2007
Everett Kitchens, SS.....	2005-07
Scott Klees, QB.....	1990
York Kurinsky, OL.....	1992-93

### L

Trevor Lansford, RB.....	1994
Lance Laskey, TE.....	1988
Mike Laussen, DL.....	1995
Mark Lawson, LB.....	1982-84
Decaris Leeks, OG.....	2005-07
Maurice Leggett, LB.....	2004-07
Michael Leslie, RB.....	2001
Tauese Letuli, OL.....	1994-95
Archie Lewis, DB.....	1994
Chris Lewis, LB.....	2006
James Lightfoot, K.....	1997-98
Ray Lloyd, C.....	1983-86
James Lockhart, LB.....	1993-96
C.J. Lofton, TE.....	1999-02
Greg Lofton, WR.....	2002-03
Scott Long, TE.....	1989-91
Scottie Long, LB.....	1986
Stan Long, OG.....	1983
Vernon Loree, K.....	1993-95
Mikeal Lovejoy, DB.....	1986-88
Eric Luke, DB.....	1988-91
Jeremy Lundy, OL.....	1994-96
Marcellas Lyles, DE.....	1997, 99
Fatari Lyons, DE.....	2001-02

### M

George Mackey, DE.....	1982
Kevin Maddox, P.....	1987
Pat Magennis, OL.....	1995
Terry Mallory, QB/P.....	1983-86
Brad Martin, WR.....	1983
Derryl Mason, WR.....	1983-84
Timmy Massey, DB.....	1982-85
William Massey, RB.....	1985
Octavio Matamoros, OG.....	1992
Bo May, DT.....	2006-07
Alvoid Mays, DB.....	1984
Mike McBride, RB.....	1982
Paul McCall, K.....	1996-97
Derick McCant, DB.....	1989-91
Harold McClain, DL.....	1989-92
Joseph McCauley, LB.....	2006
Wade McCool, OG.....	1999
Ryan McCormick, TE.....	1995
Clint McCrory, DL.....	1982
Mike McCullough, P.....	1988-89
Kelvin McDavis, OG.....	2001-04
Deon McGhee, DE.....	1999-01
Alex McKinnie, RB.....	1982-83
Drew McPhail, OL.....	1994-96
James McRae, TE.....	1986-87
Jack McTyre, K.....	1988-90
Danny Metcalf, LB.....	1987-88, 90
Japree Miles, LB.....	2007
Keith Miles, DE.....	1987
Vic Miller, LB.....	1999-00
Jerome Mills, DB.....	1996-97
William Milton, RB.....	2002-05

Herbert Mingo, RB.....	1991
Charles Mitchell, LB.....	1984-86
Edward Mitchell, LB.....	1993-94
Rob Mitchell, WR.....	1983
Vontrell Mitchell, RB.....	1995-98
William Montford, LB.....	2004-07
Clifton Montgomery, RB.....	1984
Donald Monts, OG.....	1982
Demetrick Moore, DB.....	2001
Harvey Moore, OL.....	1996, 2000
Keith Moore, K.....	1983-86
Matt Moore, OL.....	1991-94
Robert Morris, DE.....	1986-89
Teddy Morris, OL.....	2006
Dedrick Morrison, DE.....	2002-05
Gary Morton, DB.....	1992
Chad Mosley, P.....	1991-92
Jackson Mosley, DB.....	1982
Reggie Mosley, WR.....	1999-02
Scott Mowry, LB.....	1985-88
Felise Muai, OL.....	1995-96
Matt Mumme, QB.....	1994, 96
Tony Murphy, LB.....	1987
Darrell Mydell, DB.....	1993-94

### N

Davis Nall, OT.....	2005-07
J.R. Neal, OT.....	2000-01
Tremaine Neal, LB.....	1997-98
Carlton Nelson, RB.....	1996-97
Ronnye Nelson, RB.....	2007
Clay NeSmith, DL.....	1986
Anthony Newsome, DE.....	1983
David Niemeyer, DL.....	1982
John Norris, OT.....	1984-87
Alberto Nurse, LB.....	1995-98

### O

Alex Oakes, LB.....	1988
Sammy Ogletree, LB.....	1999
Wendell Olden, RB.....	1997
Calvin Orr, DB.....	1986-89
Willie Osborn, WR.....	1989
Will O'Steen, C.....	1988-91
James Owens, QB.....	1982

### P

Don Page, DE.....	2003
Brent Palma, P.....	2001
Scott Palmer, RB.....	2004-07
Ted Palmer, DS.....	1988-90
Josh Parker, DL.....	1997
Lenny Parker, LB.....	1983-84
Michael Parker, OT.....	1987-90
Tommy Parker, WR.....	2004
Zach Parker, WR.....	2004-07
George Parsons, LB.....	1992-93
Oscar Patterson, DB.....	2004
Tully Payne, C.....	1998-01

# BLAZER FOOTBALL

## ALL-TIME LETTERWINNERS

Sean Pender, WR ..... 1992-93, 95-96  
 Greg Petty, FS ..... 2005-07  
 Buddy Phillips, OT ..... 1987-88  
 Desmond Phillips, WR ..... 1995  
 Larry Pividal, TE ..... 1982  
 Alan Pohalski, DL ..... 1982  
 Anthony Poole, DT ..... 2000-01  
 Billy Poole, RB ..... 1993-94  
 Richard Popkin, OT ..... 1992  
 Eric Porter, LB ..... 1988  
 Donnie Powell, FB ..... 2006-07  
 Patrick Prewitt, QB ..... 1997  
 Sammie Price, DL ..... 1985  
 Tucker Pruitt, QB ..... 2005-07  
 Tyler Pruitt, RB ..... 2004-06  
 Don Pumphrey, OT ..... 1984-85

### R

Ryan Rackley, DB ..... 2000-01  
 Todd Ragle, DE ..... 2000-02  
 Quentin Rainey, OT ..... 2007  
 Jerry Randall, DL ..... 1984-85  
 Andre Randle, DL ..... 1993-94  
 Jessie Randle, DB ..... 1990  
 Buddy Ratledge, OT ..... 1983-85  
 Jason Ray, OL ..... 1997  
 Marcus Ray, RB ..... 1997-00  
 Josh Rayam, WR ..... 2007  
 Ben Reaves, TE ..... 1983-86  
 Charles Reddick, DL ..... 1987-88  
 Keith Reddings, DE ..... 1983-86  
 Quinton Reed, DB ..... 1983-84  
 Jack Reeves, DE ..... 1992  
 Robert Renfro, DL ..... 1983-84  
 Luis Reveiz, K ..... 1983  
 Sam Reynolds, DB ..... 2004  
 Sherard Reynolds, WR/DB ..... 2005-07  
 Reggie Rhodes, DL ..... 2001-02  
 Will Rhody, K ..... 2002-04  
 James Richards, OT ..... 2003  
 Jason Richards, OL ..... 1990  
 Freddie Richardson, LB ..... 1990  
 Rodney Rigdon, DE ..... 1994  
 Andrew Riley, TE ..... 2000-01  
 Rusty Rivers, OG ..... 1984  
 Barry Roberson, LB ..... 1989-91  
 Calvin Roberts, DB ..... 2004  
 Julian Roberts, DE ..... 1996  
 Kelvin Roberts, DE ..... 2005-06  
 Joe Robinson, WR ..... 1999  
 Rashawn Robinson, RB ..... 2006-07  
 Tyran Robinson, RB ..... 2001-04  
 Tyrone Rogers, RB ..... 1991  
 Dominique Ross, FB ..... 1992-94  
 Lee Rourk, LB ..... 1983  
 John Royal, LB ..... 1987  
 Carlos Russell, DT ..... 2005  
 Davis Russell, OG/C ..... 2004-07

### S

Kevin Sams, DB ..... 1997  
 C.A. Sanders, OG ..... 2005-07  
 Homer Sanders, WR ..... 1983  
 Shaun Sanders, DL ..... 1999-00  
 Drew Sauls, WR ..... 1984-85  
 Mike Scantling, TE ..... 1983  
 Richard Schilie, TE ..... 1983  
 Clifford Scott, DB ..... 1987-90  
 Deon Searcy, DB ..... 1987-90  
 Mike Sellars, C ..... 1986-87  
 Brock Sellers, C ..... 1982  
 Cornelius Seymour, LB ..... 1994-95  
 Andy Sharpless, OG ..... 1982-84  
 Twion Shealer, OG ..... 2002  
 Will Shelton, OT ..... 2002-05  
 Kelvin Sheppard, WR ..... 1982-83  
 Jimbo Shubert, LB ..... 1996-98  
 Pete Shutters, DL ..... 1982-83  
 Mark Sibenaller, DT ..... 2007  
 Dean Siegel, DE ..... 1984-85  
 James Sirmans, LB ..... 1993-94  
 Steve Skeen, RB ..... 2001-03  
 Eric Sledge, WR ..... 2007  
 Albert Smith, RB ..... 1984, 87  
 Anthony Smith, LB ..... 1983  
 Dallis Smith, DB ..... 1983-86  
 Daveion Smith, DB ..... 2006  
 Dedric Smith, WR ..... 2005-06  
 Dennis Smith, DB ..... 1983-86  
 Dewayne Smith, DT ..... 2001-02  
 Jerome Smith, DE ..... 1983  
 Larry Smith, WR ..... 2000  
 Tavaris Smith, LB ..... 1995-96  
 Terry Smith, DB ..... 1994-96  
 Tracy Soles, RB ..... 1982-83  
 Dudley Spence, LB ..... 2006  
 Antonio Speed, LB ..... 1995, 97-99  
 Chuck Stamey, OT ..... 1990-93  
 Darrell Stephens, WR ..... 2003-04  
 Jarmal Stevens, DB ..... 1994-97  
 Mitch Stewart, QB ..... 2002-05  
 Paul Streacker, C ..... 2004-05  
 Gordon Steele, OL ..... 2006-07  
 Dan Strickland, DT ..... 1983-86  
 James Strickland, C ..... 1982  
 Mel Stripling, OT ..... 1982  
 Ryan Sulkowski, C ..... 1996-98  
 Roger Sullivan, OL ..... 1996  
 Jesse Sutton, LB ..... 1995-98  
 Ricky Sutton, DL ..... 1982  
 R.D. Swain, OG ..... 1983-86  
 Ricky Swales, DE ..... 1990

### T

Greg Talley, DE ..... 1992  
 Chad Tanner, RB ..... 1990-92  
 Lee Tarpley, RB ..... 2000-03  
 Darrell Tarver, DE ..... 1986-89

Brad Tate, LB ..... 1992  
 Larry Tatum, C ..... 1984  
 Hunter Taylor, DL ..... 1997  
 John Taylor, TE ..... 1996-97  
 Travis Taylor, WR ..... 2004-07  
 Darrien Teals, WR ..... 1985-88  
 Michael Terry, RB ..... 2005-07  
 Derrick Tharpe, WR ..... 2005-06  
 Cody Thomas, LB ..... 2003-04  
 Freddie Thomas, LB ..... 1984-85  
 Raymond Thomas, WR ..... 2003-04, 06  
 Curtis Thompson, LB ..... 1983  
 Hugh Thompson, QB ..... 1982  
 Jay Thompson, OG ..... 1996-97  
 Tim Thompson, DE ..... 2002-04  
 Anthony Thornton, DL ..... 1990-91  
 Gary Thornton, DB ..... 1990-91  
 Bryant Thorpe, DT ..... 2007  
 Travis Tidwell, P ..... 2004-05  
 Allen Tillman, QB/WR ..... 2006  
 Terel Toomer, DL ..... 2003-04  
 Brad Trout, DB ..... 1993-94, 96-97  
 Jason Troutman, OT ..... 2002  
 Tony Troutman, OG ..... 2000-01  
 Jessie Tuggle, LB ..... 1983-86  
 Mike Tuggle, OG ..... 1991  
 John Turley, DE ..... 1984  
 Darren Turner, DL ..... 1991  
 Marquis Turner, DB ..... 2000-03  
 Sandy Turner, DB ..... 2001-02  
 Terry Turner, DL ..... 1995-98

### U

Artie Ulmer, DL ..... 1996  
 Shawn Utley, LB ..... 1989

### V

Arto Vartanian, DT ..... 1997-98  
 Jason Vaughan, QB ..... 1997  
 Max Vickers, FB ..... 1983-86  
 Reggie Vickers, WR ..... 2006

### W

Calvin Walker, WR ..... 1990-93  
 Fabian Walker, QB ..... 2004  
 Latray Walker, RB ..... 2002-05  
 Marcus Walker, DL ..... 1989-92  
 Reggie Walker, RB ..... 1992-94  
 Jay Walls, DL ..... 1983-85  
 Charles Walsh, OT ..... 1992-94  
 Geoff Walters, TE ..... 1984-85  
 Marcellus Washington, DT ..... 2003-04  
 Emmett Watkins, LB ..... 1984-87  
 Zim Watters, DL ..... 1986  
 Sean Weathers, LB ..... 2007  
 Will Weaver, DS ..... 2005-06  
 Arthur Webb, WR ..... 1984  
 Corey Weed, TE/DE ..... 1995-96  
 Kelly Wells, OT ..... 1988-90

Tony Wesley, RB ..... 2000-01, 03  
 Regional West, DE ..... 1992-93  
 Javaris Weston, RB ..... 2002-04  
 Derwin Whatley, DB ..... 1986  
 Robert Wheeler, TE ..... 1989  
 Billy White, RB ..... 1994  
 David White, LB ..... 1988  
 Fabian Whyllly, LB ..... 2005-07  
 Bill Wilhelm, TE ..... 1983-86  
 Barrett Wilkes, QB ..... 2002-06  
 Angelo Williams, WR ..... 1992, 94-95  
 David Williams, TE ..... 1982  
 Demeakey Williams, DB ..... 1997-00  
 Deon Williams, RB ..... 2006  
 Eric Williams, DB ..... 2005-07  
 Fitzgerald Williams, DB ..... 1985-86  
 Lamar Williams, DE ..... 1996  
 Michael Williams, RB ..... 1985-86  
 Mike Williams, RB ..... 1984  
 Mike Williams, OL ..... 2006  
 Michael Williams, LB ..... 1997-99  
 Randy Williams, C ..... 1988-89  
 Robert Williams, WR ..... 1991-94  
 Rod Williams, OT ..... 1982  
 Shay Williams, DL ..... 1992-94  
 Wilbur Williams, RB ..... 1984-85  
 Winston Williams, WR ..... 1997-99  
 Zac Williams, K ..... 2006-07  
 Dee Williford, LB ..... 2003  
 Drew Willis, TE ..... 2003-04  
 Britt Wilson, OT/DE ..... 2007  
 Hershel Wooten, DL ..... 1985-86  
 Marcus Worlds, DL ..... 2006  
 Nekeyma Wright, WR ..... 2000-03  
 Stephen Wright, P ..... 2006-07

### Z

Andre Zellner, TE ..... 2002-03

# BLAZER FOOTBALL

## 2002 NATIONAL RUNNER-UP TEAM



**GRAND VALLEY STATE 31, VALDOSTA STATE 24  
BRALY STADIUM • FLORENCE, ALA.  
DECEMBER 14, 2002**

**FLORENCE, Ala.** - In a battle of unbeaten teams, Grand Valley State stopped a Valdosta State comeback bid with a touchdown with only 64 seconds remaining to defeat the Blazers 31-24 in the NCAA Division II National Championship game in Braly Stadium.

The Lakers jumped out to a 17-3 lead in the first half while passing for 190 yards in the half. After forcing a pair of punts on GVSU's first two possessions, Valdosta State got on the board first after marching 89 yards on eight plays. The Blazers took over the ball on their own two yard line, but quickly got out of the shadow of the goal posts as Aaron Jenkins broke a 41-yard run on second down. Two plays later Bama Adams hit Tyrone Jordan for 42 yards, but the drive would stall, leading to a Will Rhody 26-yard field goal.

Grand Valley State quickly answered as it took over on its own 42 before getting a 49-yard pass completion on first down. A play later, Reggie Spearmon found the end zone for a 7-3 Laker lead.

GVSU again went to the air for its next score as it picked up 54 yards for a touchdown on a third-and-10 play and added a 38-yard field goal on its first drive of the second quarter to go up 17-3. VSU responded with a 27-yard field goal from Rhody 34 seconds before the half to establish a 17-6 Laker lead at the break.

Grand Valley State made it 24-6, on a 67-yard completion, on its first drive of the third quarter before Valdosta State began its comeback bid. Jenkins scored from seven yards out to cut the deficit to just 11 points with 3:51 remaining in the third quarter before Rhody added his third field goal of the game, a 43-yard try, with 3:30 to go in the game.

The ensuing kickoff was fielded at the GVSU six yard line, but the Blazer coverage squad dropped kick returner Brent Lesniak for a three yard loss to pin the Lakers deep in their own territory. After an incomplete pass, Grand Valley State quarterback Curt Anes fumbled the ball in the end zone and VSU defensive end Tim Thompson fell on the loose ball for a touchdown. Blazer quarterback Buster Faulkner promptly found C.J. Lofton alone in the end zone for a two-point conversion, knotting the game at 24-24 with 3:09 remaining in the contest.

However, the Lakers would recover as they returned the ensuing kickoff 30 yards before handing the ball to Anes. The Laker quarterback promptly completed five-of-six passes, all to David Kircus, for 62 yards while Spearmon picked up six more on the ground. The winning score came with 64 seconds remaining in the contest as Anes and Kircus, who established a title game record with 270 yards receiving, hooked up from 10 yards out while the GVSU defense sealed the victory with an interception on the ensuing drive.

### Individual Statistical Leaders

**Rushing:** VSU - Jenkins 20-99/1td; Tarpley 1-1. GVSU - Lesniak 8-56; Spearmon 14-29/1td.

**Passing:** VSU - Faulkner 41-26-3, 139yds. GVSU - Anes 36-23-1, 361yds/3td.

**Receiving:** VSU - Mosley 9-47; Lofton 5-35; Jordan 4-57. GVSU - Kircus 11-270/3td; Banks 9-66.

**Defense:** VSU - Brown 10tckls/1ff; Aganga-Williams 9tckls/2tfl/1pd; Burkes 7tckls/1tfl/1pd. GVSU - Estes 12tckls/6tfl/2.5sacks; Marshall 12tckls/6tfl/1pd/1sack; Williams 8tckls/2tfl/1pd/1sack.

Valdosta State	3	3	7	11	24
Grand Valley State	14	3	7	7	31

VSU	Team Stats	GVSU
14	First Downs	17
35	Rushing Attempts	30
65	Net Rushing Yards	65
27-42	Comp. - Att.	23-36
181	Passing Yards	361
77-246	Total Plays - Yards	66-426
3-15	Sacks By - Yards	6-42
1-36	Interceptions - Yards	3-8
3-0	Fumbles - Lost	2-2
1-10	Penalties - Yards	6-39
7-35.3	Punts - Average Yards	4-41.8
5-of-20	Third Down Conversions	6-of-14
32:35	Time of Possession	27:25

### The Road to Florence

#### Second Round - Valdosta State 24, Catawba 7

Valdosta State tallied 494 yards of total offense as the Blazers topped Catawba 24-7 in Bazemore-Hyder Stadium ... VSU tallied 343 yards through the air as Buster Faulkner completed 25-of-38 passes, while also picking up 151 on the ground ... The Blazers built a 21-0 halftime lead as it put together scoring drives of 67, 85 and 74 yards in the first half ... A field goal in the third quarter pushed the lead to 24-0 before Catawba, which finished with just 258 total yards, got a touchdown pass in the third.

#### Quarterfinals - Valdosta State 31, Carson-Newman 28

Valdosta State scored with just 1:14 remaining in the contest to defeat Carson-Newman 31-28, earning its first ever trip to the National Semifinals ... Valdosta State got two first half touchdowns to overcome a touchdown and two field goals, including one with no time remaining in the first half, to grab a 14-13 lead at the intermission ... Ten more points pushed the Blazer lead to 24-13 through three quarters, before CN stormed back with 15 fourth quarter points ... The Eagles scored two minutes into the fourth, adding a two-point conversion on the play, and again six minutes later to take the lead ... VSU proceeded to travel 80 yards on 13 plays for the winning score.

#### Semifinals - Valdosta State 21, Texas A&M-Kingsville 12

In a defensive battle, Valdosta State topped Texas A&M-Kingsville 21-12 to advance to the school's first national title game ... TAMUK was limited to just 192 yards of total offense in the contest, 71 of which came on its final drive that culminated in the Javelinas only touchdown of the day ... Meanwhile, VSU tallied 211 yards of total offense, but got a touchdown from its special teams unit on a blocked punt and saw its defense return an interception to the Texas A&M-Kingsville 10, setting up another score ... The Blazer defense tallied nine sacks in the contest.

# BLAZER FOOTBALL

## 2004 NATIONAL CHAMPIONSHIP TEAM



**VALDOSTA STATE 36, PITTSBURG STATE 31  
BRALY STADIUM • FLORENCE, ALA.  
DECEMBER 11, 2004**

**FLORENCE, Ala.** - Valdosta State used a ground control offense and an opportunistic defense to defeat Pittsburg State 36-31 in Braly Stadium to earn the school's first NCAA Division II Football National Championship.

The Gorillas jumped on the scoreboard quickly as they intercepted a pass and returned it 32 yards for a score just 56 seconds into the contest. PSU pushed its lead to 14-0 seven minutes later as it scored on a Jermaine Carpenter 10-yard touchdown reception.

VSU used a turnover of its own to tally its first points of the game as Terrence Bell intercepted a pass and returned it to the Pittsburg State 19 yard line. Four plays later, Fabian Walker hooked up with Zach Parker for a one-yard scoring strike.

After a Gorilla field goal, Walker capped off a 9-play, 69-yard drive with a four-yard run to move the Blazers to within three points. The Valdosta State defense again made its presence felt as Tim Thompson sacked PSU quarterback Neal Philpot, who fumbled the ball on the play. Thompson recovered the fumble at the VSU 45 yard line with 47 seconds remaining, giving the Blazers time to march to the PSU seven yard line. Will Rhody tied the game with a 27-yard field goal just three seconds before intermission.

A safety less than two minutes into the second half gave Valdosta State its first lead of the game before the Blazers extended their advantage to 26-17 on its next drive. VSU marched 72 yards on seven plays on the possession, capping it off with a 23-yard run by Tyran Robinson.

Pittsburg State responded with an 11-play, 80 yard drive on its ensuing possession to close to within two points only to have Valdosta State again find the end zone as it took over possession of the ball after the kickoff. Walker proceeded to complete two passes for 13 yards while rushing twice for 22 yards on the drive, which ended with a seven-yard completion to Raymond Thomas with 14:15 remaining in the contest.

The Black Swarm defense forced its third turnover of the contest on the ensuing drive, leading to VSU's final points of the game. On the first play from scrimmage, Terel Toomer forced a fumble that was recovered by the Blazers' Scott Foss at the PSU 31. The Blazers closed to the Gorilla eight yard line before kicking a 28-yard field goal to build its largest lead at 36-24.

Pittsburg State closed to within five points on a Neal Philpot one-yard touchdown with 7:27 to go, but VSU answered with a drive that took 5:36 off the clock. After a punt, Bell registered his second interception of the day, sealing the victory for the Blazers, which held the Gorillas to 250 offensive yards under its season average in the contest.

### Individual Statistical Leaders

**Rushing:** VSU - Brown 13-72; Robinson 11-68/1td; Walker 11-55/1td. PSU - Philpot 20-117/1td; Race 8-39.

**Passing:** VSU - Walker 19-27-1, 165yds/2td. PSU - Majors 11-14-1, 148yds.

**Receiving:** VSU - Dalton 4-48; Robinson 4-22; Parker 2-12/1td. PSU - Austin 8-119; Carpenter 4-38/1td; Ward 2-31.

**Defense:** VSU - Foss 11tckls/1fr/1pd; Fortson 9tckls/1tff; Toomer 8tckls/2tff/1ff. PSU - Miller 12tckls/1ff/1fr; Lattimer 10tckls/1tff/1pd; Delasega 6tckls.

Valdosta State	0	17	9	10	36
Pittsburg State	14	3	7	7	31

VSU	Team Stats	PSU
21	First Downs	22
37	Rushing Attempts	40
201	Net Rushing Yards	163
19-27	Comp. - Att.	16-25
165	Passing Yards	208
64-366	Total Plays - Yards	65-371
3-20	Sacks By - Yards	0-0
2-65	Interceptions - Yards	1-32
3-1	Fumbles - Lost	4-2
3-43	Penalties - Yards	5-37
4-33.5	Punts - Average Yards	2-33.0
2-of-8	Third Down Conversions	4-of-9
31:09	Time of Possession	28:51

### The Road to Florence

#### Second Round - Valdosta State 38, Carson-Newman 12


Valdosta State shut down the nation's second-ranked offense as the Blazers topped Carson-Newman 38-12 in Bazemore-Hyder Stadium ... The Eagles managed 364 total yards in the contest, but also turned the ball over four times ... The Blazers jumped to a 17-0 halftime lead before CN scored on an 86-yard third quarter punt return ... The only Eagle offensive score came on a touchdown with 51 seconds remaining ... The VSU special teams unit blocked both Carson-Newman extra point attempts in the game.

#### Quarterfinals - Valdosta State 38, Albany State 24

In a tale of two halves, Valdosta State overcame a 24-0 halftime deficit to defeat Albany State 38-24 ... The Golden Rams rolled up 270 offensive yards in the first half while limiting VSU to 106 ... The second half saw the Blazers tally 258 yards of offense while holding ASU to 76 ... After forcing a punt on the first Albany State possession of the second half, Valdosta State scored less than three minutes into the frame on a Tyran Robinson 22-yard run ... Robinson scored again six minutes later while Vincent Brown also scored two second half touchdowns for the Blazers ... The victory avenged Valdosta State's only loss of the season as Albany State claimed a 24-22 victory in the season opener.

#### Semifinals - Valdosta State 45, West Chester 21

Valdosta State never trailed as it jumped to a 31-7 halftime lead en route to a 45-21 victory over visiting West Chester ... VSU scored on five of six first half possessions ... The Blazers scored two first half touchdowns on the ground while getting two more through the air ... The Golden Rams scored two third quarter touchdowns to close to within 31-21, only to have Valdosta State respond with two fourth quarter scores ... The VSU offense tallied 476 yards in the game, as opposed to 316 for WCU, while the defense forced four turnovers in the contest.





# BLAZER FOOTBALL

## 2007 NATIONAL CHAMPIONSHIP TEAM



### VALDOSTA STATE 25, NORTHWEST MISSOURI STATE 20 BRALY STADIUM • FLORENCE, ALA. DECEMBER 15, 2007

**FLORENCE, Ala.** - The "Cardiac Kids" pulled off their fourth straight second half come-from-behind victory as Valdosta State defeated Northwest Missouri State 25-20 in Braly Stadium for the school's second NCAA Division II National Championship.

The Blazers scored the winning touchdown with just 22 seconds remaining in the contest when Michael Terry plunged in from one yard out to cap off an eight-play, 37-yard drive. VSU took over in Bearcat territory after an NWMS punt traveled just 26 yards before being downed. Valdosta State quarterback Willie Copeland promptly completed three straight passes for 19 yards and, after a five-yard gain on the ground by Rashawn Robinson, connected with Scott Palmer for an eight-yard pick-up to the Northwest Missouri State five yard line. Terry took over from there, picking up four yards to establish a first-and-goal situation before being stopped for no gain on the next play. The Bearcats again appeared to stop Terry on second-and-goal, but the junior bounced out of the middle of the pile and slanted left to cross the goal line.

The Bearcats used a pair of second quarter touchdowns, the first on an interception return and the second coming just 21 seconds before the half, to build a 14-3 advantage heading into the intermission.

Clay Callaway caught a seven-yard pass from Copeland in the third quarter to cut the deficit to 14-10 while Zach Parker and Ronnye Nelson hooked up for a 14-yard scoring strike in the fourth to briefly give VSU the lead.

However, NWMS responded by returning the ensuing kick-off 34 yards and scored three plays later on a Xavier Omon two-yard dive to regain the advantage. The extra point attempt was blocked and scooped up by Valdosta State's Roger King, who returned the ball 86 yards for a two-point defensive point-after-attempt.

The Blazers sealed the victory on the first play from scrimmage following the Terry touchdown as Bearcat quarterback Joel Osborn was hit as he released a pass. The fluttering ball was intercepted by Blazer William Montford, allowing Copeland to take a knee to end the contest.

The VSU defense held Northwest Missouri State to just 235 total yards in the contest, including just 87 on the ground. Omon, who was averaging 236 yards a game in his three previous play-off contests, was limited to just 63 yards, on 27 carries, in the game.

Meanwhile, Valdosta State tallied 305 yards in the contest, including 271 through the air. Blazer star wideout Cedric Jones caught 10 passes for 95 yards while Callaway finished the contest with five receptions and 61 yards.

#### Individual Statistical Leaders

**Rushing:** VSU - Terry 12-36/1td; Nelson 4-12; R. Robinson 2-9. NWMS - Omon 27-63/1td; Wright 2-15; Osborn 2-9.

**Passing:** VSU - Copeland 29-44-1, 257yds/1td. NWMS - Osborn 18-28-2, 148yds/1td.

**Receiving:** VSU - Jones 10-95; Nelson 6-40; Callaway 5-61/1td. NWMS - Peterson 5-57/1td; Omon 4-6; Wright 3-21.

**Defense:** VSU - Cullen 9tckls/1tfl/1pd; Montford 7tckls/1tfl/1int; Daniels 7tckls/1pd. NWMS - Robertson 15tckls/1sack/1tfl; Erspamer 12 tckls.

Northwest Missouri State	0	14	0	6	20
Valdosta State	3	0	7	15	25

NWMS	Team Stats	VSU
12	First Downs	19
31	Rushing Attempts	24
87	Net Rushing Yards	34
18-28	Comp. - Att.	30-45
148	Passing Yards	271
59-235	Total Plays - Yards	69-305
4-29	Sacks By - Yards	0-0
1-31	Interceptions - Yards	2-9
1-0	Fumbles - Lost	1-0
8-63	Penalties - Yards	7-65
7-41.1	Punts - Average Yards	7-36.0
5-of-16	Third Down Conversions	4-of-13
30:38	Time of Possession	29:22

#### The Road to Florence

##### Second Round - Valdosta State 55, Catawba 29

After receiving a first round bye, Valdosta State scored 35 unanswered points in the second half to defeat Catawba 55-29 in the second round of the NCAA playoffs ... The Blazer trailed 16-13 at the half, but scored less than four minutes into the second half to take the lead ... Michael Terry led the second half charge with two touchdowns and 108 of his 139 rushing yards.

##### Quarterfinals - Valdosta State 37, North Alabama 23

Valdosta State used a pair of fourth quarter punt returns for touchdowns to come from behind in defeating North Alabama 37-23 ... Sherard Reynolds evened the game at 23-23 less than four minutes into the final quarter as he fielded a punt and returned it 65 yards for a touchdown ... The Blazer defense held the Lions on their next drive, setting up another punt, which Roger King returned a VSU school record 80 yards for a 30-23 advantage ... VSU scored its third touchdown in less than three minutes after recovering a fumble on the UNA three yard line ... Ronnye Nelson returned a kickoff 91 yards for a touchdown on its first possession and VSU set a NCAA Division II playoff record with 183 yards on punt returns.

##### Semifinals - Valdosta State 28, California (Pa.) 24

Valdosta State trailed by as much as 14 points in the second half before grabbing the lead with just over three minutes remaining to defeat California (Pa.) 28-24 ... The Vulcans scored 21 straight points in the second and third quarters to take a 21-7 lead, only to have VSU tie the game with a pair of touchdowns ... A field goal regained the lead for California, but Zach Parker made a diving, one-handed grab on a Willie Copeland pass in the end zone to put VSU back in front with 3:13 remaining ... His catch was named the Play of the Day on ESPN's Sportscenter later that night ... Cal marched the length of the field only to have Maurice Leggett intercept a pass in the end zone with 57 seconds to go to seal the win.



## ADDITIONAL PLAYOFF APPEARANCES

### 1994 - National Quarterfinalist

#### First Round - Valdosta State 14, Albany State 7

In the first play-off game in school history, Valdosta State used a strong defensive showing to defeat Albany State 14-7 in Bazemore-Hyder Stadium ... The Blazers jumped out to a 14-0 first half lead, going to the air to score a pair of touchdowns ... Chris Hatcher completed seven-of-11 passes for 75 yards on the first scoring drive, ending the possession with a 15-yard completion to Robert Williams for the score ... Williams and Hatcher again hooked up for the second score as the duo connected for an 81-yard touchdown reception in the second quarter ... Albany State responded with an 80-yard Edward Hobbs touchdown run in the third quarter to close out the scoring.

#### Quarterfinals - North Alabama 27, Valdosta State 24 (2ot)

Valdosta State's comeback bid was not enough as North Alabama defeated the Blazers 27-24 in two overtimes at Braly Stadium ... The Lions got a pair of Cody Gross touchdown runs in the first half while holding VSU to a Vernon Lorie field goal to build a 14-3 halftime lead ... A Jamie Stoddard field goal in the third quarter pushed the UNA lead to 17-3 before Valdosta State began its comeback bid ... The Blazers cut their deficit in half with 12:02 remaining in regulation when Chris Hatcher found Stanley Flanders from 21 yards out to cap off an 11-play, 77-yard drive ... On the ensuing kickoff, the Lions fumbled and VSU recovered on the UNA 40 ... Six plays later, Hatcher evened the game at 17-17 as he found Robert Williams from four yards out ... In the first overtime game in school history for both institutions, Kenyatta Jones scored on a six-yard run for North Alabama in the first extra period while Hatcher and Williams hooked up for a 25-yard touchdown ... A 40-yard VSU field goal attempt was blocked in the second overtime while Stoddard kicked an 18-yard field goal for the Lions.

### 1996 - National Quarterfinalist

#### First Round - Valdosta State 38, Albany State 28

Valdosta State overcame a 21-16 halftime deficit to defeat Albany State 38-28 in Bazemore-Hyder Stadium ... VSU's Sean Pender returned the opening kickoff 97 yards for a touchdown and the Blazers later added a Lance Funderburke-to-Rodney Brown 15-yard touchdown pass to jump out 14-0 in the first ... However, the Golden Rams scored 21 second quarter points, including scoring passes of 51 and 63 yards, while surrendering just a safety to Valdosta State ... Funderburke and Nikko Cooper hooked up for a 10-yard scoring toss in the third, which was capped off by a two-point conversion, while Carlos Brown scored on a six-yard run for the Blazers in the fourth ... After an ASU 44-yard touchdown pass cut the VSU lead to 30-28, Brown again scored, this time from one yard out, with 2:18 remaining to seal the victory.

#### Quarterfinals - Carson-Newman 24, Valdosta State 19

Sixth-seeded Carson-Newman jumped out to a 17-7 halftime lead before holding on for a 24-19 victory over fourth-seeded Valdosta State at Burke-Tarr Stadium ... VSU threatened on its first possession, but had a pass intercepted and returned 94 yards for a touchdown, although the Eagles missed the extra point ... Wayne Morton later added a 41-yard touchdown run for CN and added a two-point conversion on the play before Carlos Brown got the Blazers on the board with a three-yard touchdown run in the second ... Carson-Newman added a field goal right before the end of the half while Brown added a two-yard scoring run in the third ... A missed extra point and a Tyrone Westmoreland one-yard run for the Eagles in the fourth gave CN a 24-13 lead ... Lance Funderburke found Rodney Brown from 36 yards out for the final points with 1:38 to go as the two-point conversion failed.

### 2000 - NCAA First Round

#### First Round - Delta State 45, Valdosta State 12

After a pair of losing seasons, Valdosta State returned to the NCAA Division II playoffs, but fell 45-12 to Gulf South Conference foe Delta State at Parker Field ... The Statesmen never trailed in the contest as they scored 14 first quarter points and jumped out to a 21-6 halftime lead ... VSU's only points of the first half came on a Dusty Bonner-to-C.J. Lofton pass with 2:13 remaining in the second quarter ... DSU added two more touchdowns in the third quarter, both coming on Rico McDonald carries, before the Blazers got their final touchdown with 7:29 to go in the contest on a Mike Christopher two-yard run ... McDonald added his fourth touchdown of the game just 17 seconds later, on a 50-yard run, while Delta State later added a 71-yard scoring jaunt by Trevan Dixon ... The Statesmen tallied 342 total yards rushing in the game and registered five sacks in the contest ... The game was notable in that former VSU quarterback Chris Hatcher, who led the team to its first playoff appearance in 1994, was in his first year as head coach for Valdosta State.

### 2001 - National Quarterfinalist

#### First Round - Valdosta State 40, Fort Valley State 24

Valdosta State scored 19 first quarter points en route to a 40-24 victory over Fort Valley State in Bazemore-Hyder Stadium ... Carlos Johnson got the Blazers on the board as he hauled in a 23-yard pass from Dusty Bonner before a botched snap on a punt attempt led to a safety for VSU ... Reid Bethea added a 30-yard field goal and Bonner and C.J. Lofton hooked up for a nine-yard scoring strike ... Fort Valley State responded with 11 second quarter points to close to within 19-11 at the half, but VSU responded with two third quarter touchdowns ... Bonner found Reggie Mosley for a 34-yard touchdown pass less than three minutes into the third and, after a score by the Wildcats, again found Johnson to push the VSU advantage to 33-18 ... FVSU closed to within nine points on a Jerome Dawley touchdown reception less than a minute into the fourth quarter only to have Valdosta State respond with Mosley's second scoring catch of the day less than three minutes later ... VSU's Bonner tallied 497 yards passing in the game.

#### Quarterfinals - Catawba 37, Valdosta State 34 (ot)

Catawba scored 14 first quarter points and sent the game into overtime with a touchdown with just eight seconds remaining in regulation in defeating Valdosta State 37-34 in overtime at Bazemore-Hyder Stadium ... VSU's only points of the first quarter came on a safety after a mishandled snap on a punt ... The Indians got a pair of touchdowns over a 60-second span of the remainder of the quarter before the Blazers tacked on 17 more points in the second quarter ... Dusty Bonner hooked up with Reggie Mosley and Abram Booty for a pair of scoring strikes in the frame while Reid Bethea added a 36-yard field goal just before the half for a 19-14 Valdosta State lead at the half ... The two squads exchanged touchdowns in the third quarter and CC took a 27-26 lead on a Rodney Wallace 46-yard run in the fourth ... VSU responded with a 13-yard Bonner-to-Michael Greer touchdown pass and added a two-point conversion with 3:40 remaining ... Tony Hawkins scored from four yards out with eight seconds remaining in regulation to force the extra period ... VSU got the ball back and was forced into a four-and-out before Matt Gross kicked a 35-yard field goal to seal the victory for Catawba.

### 2003 - NCAA First Round

#### First Round - Carson-Newman 35, Valdosta State 29

Carson-Newman raced out to a 22-7 first quarter lead and then withstood a Valdosta State comeback bid to defeat the Blazers 35-29 in Bazemore-Hyder Stadium ... The Eagles opened the scoring with a 67-yard pass completion less than 90 seconds into the game, adding a two-point conversion on the play, before adding a one-yard Shane Kelley scoring run with 2:07 remaining ... Tyran Robinson returned the ensuing kickoff 98 yards for a Blazer touchdown only to have CN respond by returning the kickoff 76 yards, leading to a touchdown 23 seconds later ... The Eagle lead grew to 25-7 on a field goal midway through the second while Barrett Wilkes found Nekemya Wright from nine yards out with 2:30 remaining in the half to cut the VSU deficit to 25-14 at the half ... Valdosta State moved to within three on a Wilkes touchdown run and two-point conversion pass to Andre Zellner in the third, but Carson-Newman added a field goal and a Rayvon Howard touchdown in the fourth ... Zellner's 28-yard scoring strike from Wilkes with 5:01 remaining in the contest closed out the scoring.

### 2005 - NCAA First Round

#### First Round - North Alabama 40, Valdosta State 13

An injury-depleted Valdosta State squad proved to be no match for Gulf South Conference foe North Alabama as the Lions defeated the Blazers 40-13 in Bazemore-Hyder Stadium ... After a UNA fumble on the opening kickoff, Vincent Brown got VSU on the board first with a two-yard touchdown run just 78 seconds into the contest ... The Lions responded with 10 first quarter points and, after a 31-yard field goal from Michael Green tied the game at 10 early in the second quarter, added two more touchdowns before the halftime intermission ... Valdosta State got its final points of the game on a 30-yard field goal from Green in the third while North Alabama scored 17 fourth quarter points, including a pair of touchdown runs from DeMarcus Blount ... Due to injuries, Mitch Stewart earned his first career start at quarterback for the Blazers and threw for 111 yards while lining up behind an offensive line that was missing four starters from the beginning of the year.

# BLAZER FOOTBALL

## SERIES RECORDS AND RESULTS

<b>Albany State (VSU leads 13-1)</b>			09/22/01	at Central Arkansas	W, 42-34	09/13/97	at Fort Valley State	W, 10-0
10/23/82	at Albany State	W, 36-13	10/19/02	at Central Arkansas	W, 35-11	09/05/98	FORT VALLEY STATE	L, 20-14
11/19/94	ALBANY STATE	W, 14-7	10/18/03	CENTRAL ARKANSAS	W, 26-21	09/04/99	at Fort Valley State	L, 24-13
11/23/96	ALBANY STATE	W, 38-28	09/25/04	at Central Arkansas	W, 22-12	09/02/00	FORT VALLEY STATE	W, 46-0
08/29/98	at Albany State	W, 20-10	09/24/05	CENTRAL ARKANSAS	W, 12-7	09/01/01	at Fort Valley State	W, 42-6
08/28/99	ALBANY STATE	W, 18-6	<b>Central Florida (UCF leads 5-3)</b>			11/17/01	FORT VALLEY STATE	W, 40-24
08/26/00	at Albany State	W, 42-6	10/02/82	CENTRAL FLORIDA	W, 13-7	09/07/02	FORT VALLEY STATE	W, 32-6
08/25/01	ALBANY STATE	W, 41-6	10/01/83	at Central Florida	L, 20-0	08/27/05	vs. Fort Valley State	W, 32-10
08/31/02	at Albany State	W, 26-0	09/20/86	at Central Florida	L, 10-7	09/09/06	FORT VALLEY STATE	W, 31-3
08/30/03	ALBANY STATE	W, 21-3	10/22/88	CENTRAL FLORIDA	W, 48-19	09/08/07	at Fort Valley State	W, 69-0
09/04/04	at Albany State	L, 24-22	09/09/89	at Central Florida	L, 35-10	<b>Gardner-Webb (VSU leads 2-0)</b>		
11/27/04	at Albany State	W, 38-24	09/14/91	at Central Florida	L, 12-0	09/02/95	GARDNER-WEBB	W, 34-21
09/03/05	ALBANY STATE	W, 24-9	09/11/93	at Central Florida	L, 35-30	08/31/96	at Gardner-Webb	W, 42-16
09/02/06	at Albany State	W, 20-16	09/10/94	at Central Florida	W, 31-14	<b>Georgia Southern (GSU leads 6-1-1)</b>		
09/01/07	ALBANY STATE	W, 41-3	<b>Clark Atlanta (VSU leads 3-0)</b>			09/25/82	at Georgia Southern	T, 27-27
<b>American International (VSU leads 1-0)</b>			09/08/84	CLARK ATLANTA	W, 49-0	11/20/82	GEORGIA SOUTHERN	L, 45-29
10/24/92	AM. INTERNATIONAL	W, 31-21	09/25/93	CLARK ATLANTA	W, 41-12	11/19/83	GEORGIA SOUTHERN	W, 34-29
<b>Arkansas-Monticello (VSU leads 7-1)</b>			09/24/94	CLARK ATLANTA	W, 63-6	10/27/84	at Georgia Southern	L, 38-8
10/12/96	at Arkansas-Monticello	W, 52-24	<b>Delta State (DSU leads 14-12-1)</b>			09/02/89	at Georgia Southern	L, 31-10
10/11/97	ARKANSAS-MONTICELLO	W, 58-14	10/09/82	at Delta State	L, 27-0	09/01/90	at Georgia Southern	L, 17-10
10/31/98	at Arkansas-Monticello	W, 50-10	10/08/83	DELTA STATE	L, 24-16	09/12/92	at Georgia Southern	L, 24-13
10/30/99	ARKANSAS-MONTICELLO	L, 35-31	11/10/84	at Delta State	L, 17-11	08/30/97	at Georgia Southern	L, 45-26
10/12/02	ARKANSAS-MONTICELLO	W, 45-17	11/16/85	DELTA STATE	W, 39-20	<b>Grand Valley State (GVSU leads 1-0)</b>		
10/11/03	at Arkansas-Monticello	W, 31-28	11/15/86	at Delta State	W, 31-8	12/14/02	vs. Grand Valley State	L, 31-24
11/04/06	ARKANSAS-MONTICELLO	W, 51-3	11/14/87	DELTA STATE	L, 24-21	<b>Harding (VSU leads 3-1)</b>		
11/03/07	at Arkansas-Monticello	W, 63-28	11/05/88	at Delta State	T, 28-28	10/14/00	at Harding	W, 50-39
<b>Arkansas Tech (VSU leads 8-1)</b>			11/04/89	DELTA STATE	L, 24-16	10/13/01	HARDING	W, 51-17
08/23/95	ARKANSAS TECH	W, 6-0	11/03/90	at Delta State	L, 26-11	09/18/04	HARDING	W, 32-19
09/21/96	at Arkansas Tech	W, 43-26	11/09/91	DELTA STATE	W, 34-27	09/17/05	at Harding	L, 16-13
09/20/97	ARKANSAS TECH	W, 31-14	11/07/92	at Delta State	W, 45-7	<b>Henderson State (VSU leads 8-0)</b>		
09/26/98	ARKANSAS TECH	W, 31-24	10/30/93	at Delta State	W, 33-8	11/13/93	at Henderson State	W, 42-20
09/25/99	at Arkansas Tech	L, 21-14	10/29/94	DELTA STATE	W, 57-10	11/12/94	HENDERSON STATE	W, 49-7
11/09/02	ARKANSAS TECH	W, 31-24	10/21/95	at Delta State	W, 37-19	09/12/98	at Henderson State	W, 12-8
11/08/03	at Arkansas Tech	W, 30-0	11/02/96	at Delta State	L, 34-28	09/11/99	HENDERSON STATE	W, 39-3
09/23/06	ARKANSAS TECH	W, 51-14	11/01/97	DELTA STATE	L, 27-23	09/30/00	at Henderson State	W, 56-21
09/22/07	at Arkansas Tech	W, 28-27	09/19/98	at Delta State	L, 20-17	09/29/01	HENDERSON STATE	W, 59-3
<b>Bishop (VSU leads 1-0)</b>			09/18/99	DELTA STATE	L, 9-6	10/09/04	at Henderson State	W, 27-18
11/02/85	BISHOP	W, 19-2	10/07/00	DELTA STATE	L, 45-35	10/08/05	HENDERSON STATE	W, 52-12
<b>California (Pa.) (VSU leads 1-0)</b>			11/18/00	at Delta State	L, 45-12	<b>Jacksonville State (JSU leads 8-3)</b>		
12/08/07	at California (Pa.)	W, 28-24	10/06/01	at Delta State	W, 70-12	10/16/82	at Jacksonville State	L, 43-11
<b>Carson-Newman (CNU leads 3-2)</b>			09/21/02	DELTA STATE	W, 42-0	10/15/83	JACKSONVILLE STATE	L, 37-11
11/30/96	at Carson-Newman	L, 24-19	09/20/03	at Delta State	W, 28-17	09/29/84	JACKSONVILLE STATE	L, 12-5
09/06/97	CARSON-NEWMAN	L, 28-7	10/02/04	DELTA STATE	W, 51-48	10/05/85	at Jacksonville State	L, 12-10
11/30/02	CARSON-NEWMAN	W, 31-28	10/01/05	at Delta State	W, 24-23	10/04/86	JACKSONVILLE STATE	W, 29-25
11/22/03	CARSON-NEWMAN	L, 35-29	10/12/06	at Delta State	L, 35-28	10/03/87	at Jacksonville State	W, 27-10
11/20/04	CARSON-NEWMAN	W, 38-12	10/11/07	DELTA STATE	L, 35-31	09/24/88	JACKSONVILLE STATE	L, 31-21
<b>Catawba (VSU leads 2-1)</b>			<b>East Tennessee State (ETSU leads 1-0)</b>			09/23/89	at Jacksonville State	L, 17-15
11/24/01	CATAWBA	L, 37-34	10/20/90	at East Tennessee State	L, 37-22	09/22/90	JACKSONVILLE STATE	W, 18-17
11/23/02	CATAWBA	W, 24-7	<b>Florida Atlantic (VSU leads 1-0)</b>			09/28/91	at Jacksonville State	L, 24-3
11/24/07	CATAWBA	W, 55-29	09/06/03	at Florida Atlantic	W, 45-17	09/26/92	at Jacksonville State	L, 20-6
<b>Central Arkansas (VSU leads 9-2)</b>			<b>Fort Valley State (VSU leads 15-3)</b>			<b>Kentucky State (VSU leads 3-0)</b>		
09/30/95	at Central Arkansas	L, 30-24	09/14/85	FORT VALLEY STATE	L, 17-3	11/06/82	at Kentucky State	W, 48-13
11/09/96	CENTRAL ARKANSAS	W, 63-30	09/13/86	vs. Fort Valley State	W, 17-0	11/05/83	KENTUCKY STATE	W, 32-20
11/08/97	at Central Arkansas	W, 31-22	09/12/87	FORT VALLEY STATE	W, 21-14	09/21/85	KENTUCKY STATE	W, 27-0
10/24/98	CENTRAL ARKANSAS	L, 17-10	09/10/88	FORT VALLEY STATE	W, 14-13	<b>Knoxville (VSU leads 1-0)</b>		
10/23/99	at Central Arkansas	W, 33-20	09/21/91	FORT VALLEY STATE	W, 7-0	09/03/94	KNOXVILLE	W, 36-0
09/23/00	CENTRAL ARKANSAS	W, 53-20	09/19/92	at Fort Valley State	W, 24-17			
			09/18/93	at Fort Valley State	W, 49-24			
			09/17/94	FORT VALLEY STATE	W, 58-6			

# BLAZER FOOTBALL

## SERIES RECORDS AND RESULTS

<u>Lees-McRae (VSU leads 1-0)</u>			10/05/02	at Ouachita Baptist	W, 51-10	09/16/89	TENNESSEE-MARTIN	W, 35-14
10/26/91	LEES-MCRAE	W, 59-13	10/04/03	OUACHITA BAPTIST	W, 42-21	09/15/90	at Tennessee-Martin	W, 28-14
<u>Mississippi College (MC leads 8-5-1)</u>			09/11/04	at Ouachita Baptist	W, 40-19	<u>West Alabama (VSU leads 25-1)</u>		
09/11/82	at Mississippi College	L, 28-13	09/10/05	OUACHITA BAPTIST	W, 52-20	11/13/82	WEST ALABAMA	W, 22-21
09/10/83	MISSISSIPPI COLLEGE	L, 26-3	09/28/06	at Ouachita Baptist	W, 49-21	11/12/83	at West Alabama	W, 29-14
11/03/84	MISSISSIPPI COLLEGE	L, 10-3	09/29/07	OUACHITA BAPTIST	W, 31-3	10/13/84	WEST ALABAMA	W, 17-16
11/09/85	at Mississippi College	L, 28-7	<u>Pittsburg State (VSU leads 1-0)</u>			10/19/85	at West Alabama	L, 10-5
11/08/86	MISSISSIPPI COLLEGE	W, 21-10	12/11/04	vs. Pittsburg State	W, 36-31	10/18/86	WEST ALABAMA	W, 17-12
11/07/87	at Mississippi College	L, 20-12	<u>Savannah State (VSU leads 5-0)</u>			09/19/87	at West Alabama	W, 19-9
10/29/88	MISSISSIPPI COLLEGE	L, 31-21	09/24/83	SAVANNAH STATE	W, 14-10	10/08/88	WEST ALABAMA	W, 20-7
10/28/89	at Mississippi College	L, 32-3	09/15/84	at Savannah State	W, 28-7	10/07/89	at West Alabama	W, 17-6
10/27/90	MISSISSIPPI COLLEGE	L, 17-10	11/01/86	SAVANNAH STATE	W, 21-7	10/06/90	WEST ALABAMA	W, 46-7
11/02/91	at Mississippi College	T, 10-10	10/31/87	at Savannah State	W, 35-15	10/12/91	at West Alabama	W, 20-7
10/31/92	MISSISSIPPI COLLEGE	W, 28-14	09/14/96	SAVANNAH STATE	W, 21-7	10/10/92	WEST ALABAMA	W, 42-15
10/23/93	MISSISSIPPI COLLEGE	W, 42-21	<u>St. Ambrose (VSU leads 1-0)</u>			10/02/93	WEST ALABAMA	W, 42-13
10/22/94	at Mississippi College	W, 24-7	10/14/95	ST. AMBROSE	W, 41-0	10/01/94	at West Alabama	W, 63-0
11/04/95	MISSISSIPPI COLLEGE	W, 42-16	<u>Southern Arkansas (VSU leads 9-3)</u>			10/07/95	WEST ALABAMA	W, 27-20
<u>Mount Senario (VSU leads 1-0)</u>			10/26/96	SOUTHERN ARKANSAS	W, 42-7	10/19/96	at West Alabama	W, 52-16
09/02/93	MOUNT SENARIO	W, 65-0	10/25/97	at Southern Arkansas	L, 17-7	10/18/97	WEST ALABAMA	W, 33-20
<u>New Haven (VSU leads 1-0)</u>			10/17/98	at Southern Arkansas	L, 40-13	10/10/98	WEST ALABAMA	W, 19-3
10/08/94	NEW HAVEN	W, 38-7	10/16/99	SOUTHERN ARKANSAS	L, 28-14	10/09/99	at West Alabama	W, 21-19
<u>North Alabama (UNA leads 15-13-1)</u>			09/16/00	at Southern Arkansas	W, 30-29	10/21/00	WEST ALABAMA	W, 50-20
10/30/82	NORTH ALABAMA	L, 53-7	09/15/01	SOUTHERN ARKANSAS	W, 41-14	10/20/01	at West Alabama	W, 56-8
10/29/83	at North Alabama	L, 27-0	09/28/02	SOUTHERN ARKANSAS	W, 31-28	10/26/02	WEST ALABAMA	W, 43-31
11/17/84	NORTH ALABAMA	L, 35-24	09/27/03	at Southern Arkansas	W, 41-17	10/25/03	at West Alabama	W, 58-13
11/23/85	at North Alabama	L, 45-0	10/30/04	SOUTHERN ARKANSAS	W, 45-28	10/16/04	WEST ALABAMA	W, 34-17
11/22/86	NORTH ALABAMA	W, 24-7	10/29/05	at Southern Arkansas	W, 44-41	10/15/05	at West Alabama	W, 31-19
11/21/87	at North Alabama	L, 17-16	10/07/06	SOUTHERN ARKANSAS	W, 41-7	10/21/06	WEST ALABAMA	W, 16-14
11/12/88	NORTH ALABAMA	W, 35-28	10/06/07	at Southern Arkansas	W, 33-21	10/20/07	at West Alabama	W, 37-0
11/11/89	at North Alabama	W, 24-10	<u>Tarleton State (VSU leads 1-0)</u>			<u>West Chester (VSU leads 1-0)</u>		
11/10/90	NORTH ALABAMA	L, 26-10	10/09/93	TARLETON STATE	W, 68-10	12/04/04	WEST CHESTER	W, 45-21
11/16/91	at North Alabama	W, 34-17	<u>Texas A&amp;M-Kingsville (VSU leads 1-0)</u>			<u>West Georgia (VSU leads 17-8)</u>		
11/14/92	NORTH ALABAMA	T, 24-24	12/07/02	TEXAS A&M-KINGSVILLE	W, 21-12	10/22/83	vs. West Georgia	W, 20-13
11/06/93	NORTH ALABAMA	L, 31-21	<u>Texas-El Paso (UTEP leads 1-0)</u>			10/20/84	vs. West Georgia	W, 20-13
11/05/94	at North Alabama	L, 38-21	09/16/95	at UTEP	L, 34-24	10/26/85	WEST GEORGIA	W, 49-12
11/26/94	at North Alabama	L, 27-24	<u>Troy State (TSU leads 7-4)</u>			10/25/86	at West Georgia	W, 41-26
10/28/95	at North Alabama	L, 26-9	09/18/82	TROY STATE	W, 24-21	10/24/87	WEST GEORGIA	W, 49-14
10/05/96	NORTH ALABAMA	W, 34-31	09/17/83	at Troy State	L, 13-12	10/15/88	at West Georgia	W, 17-14
10/04/97	at North Alabama	W, 21-0	10/06/84	vs. Troy State	L, 27-12	10/14/89	WEST GEORGIA	W, 34-16
11/07/98	NORTH ALABAMA	L, 35-7	10/12/85	TROY STATE	L, 10-3	10/13/90	at West Georgia	W, 37-2
11/06/99	at North Alabama	L, 31-28	10/11/86	at Troy State	L, 45-10	10/19/91	WEST GEORGIA	W, 38-37
10/28/00	at North Alabama	W, 45-21	10/10/87	TROY STATE	L, 44-7	10/17/92	at West Georgia	L, 42-28
10/27/01	NORTH ALABAMA	W, 54-7	10/01/88	at Troy State	W, 21-16	10/16/93	at West Georgia	L, 23-16
11/02/02	at North Alabama	W, 45-28	09/30/89	TROY STATE	W, 20-14	10/15/94	WEST GEORGIA	W, 49-33
11/01/03	NORTH ALABAMA	L, 17-10	09/29/90	at Troy State	W, 22-20	11/11/95	at West Georgia	L, 44-6
10/23/04	at North Alabama	W, 24-20	10/05/91	TROY STATE	L, 20-14	11/16/96	WEST GEORGIA	L, 42-21
10/20/05	NORTH ALABAMA	W, 26-23	10/03/92	at Troy State	L, 26-10	11/15/97	at West Georgia	L, 35-21
11/12/05	NORTH ALABAMA	L, 40-13	<u>Truman State (VSU leads 1-0)</u>			11/14/98	at West Georgia	L, 26-13
10/28/06	at North Alabama	L, 31-24 (ot)	09/07/96	TRUMAN	W, 49-35	11/13/99	WEST GEORGIA	L, 23-16
10/27/07	NORTH ALABAMA	W, 27-24	<u>Tennessee-Martin (VSU leads 6-1)</u>			11/11/00	at West Georgia	W, 45-35
12/01/07	NORTH ALABAMA	W, 37-23	09/22/84	at Tennessee-Martin	W, 38-6	11/10/01	WEST GEORGIA	W, 31-6
<u>North Dakota State (NDSU leads 1-0)</u>			09/28/85	TENNESSEE-MARTIN	W, 31-7	11/16/02	at West Georgia	W, 19-3
09/09/95	at North Dakota State	L, 19-14	09/27/86	at Tennessee-Martin	W, 49-24	11/15/03	WEST GEORGIA	W, 30-17
<u>Northwest Missouri State (VSU leads 1-0)</u>			09/26/87	TENNESSEE-MARTIN	W, 24-10	11/06/04	at West Georgia	W, 35-12
12/15	vs. NW Missouri State	W, 25-20	09/17/88	at Tennessee-Martin	L, 13-9	11/05/05	WEST GEORGIA	L, 29-15
<u>Ouachita Baptist (VSU leads 8-0)</u>								
11/04/00	OUACHITA BAPTIST	W, 49-21						
11/03/01	at Ouachita Baptist	W, 56-14						

# BLAZER FOOTBALL

## RECORD ANALYSIS

### Won-Loss Breakdown

	W	L	T	Pct.
All Games	201	93	4	.681
Home	112	38	1	.745
Cleveland Field	101	31	1	.763
Martin Stadium	11	6	0	.647
Road/Neutral	89	55	3	.616
Gulf South Conference	138	65	3	.677
Home	71	29	1	.708
Away	67	36	2	.652
Non-Conference	63	28	1	.698
Home	41	9	0	.820
Away	22	20	1	.523
In August	8	1	0	.889
In September	65	28	1	.697
In October	79	32	0	.712
In November	43	31	3	.578
In December	6	1	0	.857
NCAA Playoffs	14	7	0	.667
Home	10	3	0	.769
Away	4	4	0	.500
Overtime Games	1	5	0	.167

### Milestone Victories

No.	Score	Opponent, Date
1	24-21	vs. Troy State, 09/18/82
25	17-12	vs. West Alabama, 10/18/86
50	42-15	at West Alabama, 10/07/89
75	63-0	at West Alabama, 10/01/94
81	14-7#	vs. Albany St., 11/19/94
96	63-30*	vs. Central Arkansas, 11/09/96
100	21-0	at North Alabama, 10/04/97
122	45-35*	at West Georgia, 11/11/00
125	41-14	vs. Southern Arkansas, 09/15/01
133	31-6*	vs. West Georgia, 11/10/01
145	19-3*	at West Georgia, 11/16/02
150	45-17	at Florida Atlantic, 09/06/03
167	35-12*	at West Georgia, 11/06/04
171	36-31^	vs. Pittsburgh State, 12/11/04
175	12-7	vs. Central Arkansas, 09/24/05
200	28-24	at California (Pa.), 12/08/07
201	25-20^	vs. Northwest Missouri St., 12/15/07

\*GSC Title; ^NCAA Title; #First NCAA Playoff Win

### Yearly Records

Year	Overall	GSC	Finish	Coach
1982	5-5-1	2-4-0	6th	Jim Goodman
1983	5-6-0	2-5-0	8th	Jim Goodman
1984	5-6-0	3-5-0	t6th	Jim Goodman
1985	5-6-0	3-5-0	t6th	Jim Berryman
1986	9-2-0	7-1-0	2nd	Mike Cavan
1987	6-4-0	4-4-0	4th	Mike Cavan
1988	6-3-1	4-3-1	4th	Mike Cavan
1989	5-5-0	5-3-0	3rd	Mike Cavan
1990	5-5-0	5-3-0	4th	Mike Cavan
1991	6-3-1	4-1-1	t2nd	Mike Cavan
1992	5-4-1	3-2-1	t2nd	Hal Mumme
1993	8-3-0	5-2-0	2nd	Hal Mumme
1994	11-2-0	6-1-0	t2nd	Hal Mumme
1995	6-5-0	4-3-0	5th	Hal Mumme
1996	10-3-0	6-2-0	1st	Hal Mumme
1997	6-5-0	5-3-0	t4th	Mike Kelly
1998	5-6-0	4-5-0	t5th	Mike Kelly
1999	4-7-0	3-6-0	t6th	Mike Kelly/Mark Nelson
2000	10-2-0	8-1-0	t1st	Chris Hatcher
2001	12-1-0	9-0-0	1st	Chris Hatcher
2002	14-1-0	9-0-0	1st	Chris Hatcher
2003	10-2-0	8-1-0	2nd	Chris Hatcher
2004	13-1-0	9-0-0	1st	Chris Hatcher
2005	9-3-0	7-2-0	t2nd	Chris Hatcher
2006	8-2-0	6-2-0	t3rd	Chris Hatcher
2007	13-1-0	7-1-0	t2nd	David Dean

### Shutout Victories

Date	Score	Opponent
09/08/84	49-0	Clark Atlanta
09/21/85	27-0	Kentucky State
09/13/86	17-0	Fort Valley State
09/21/91	7-0	Fort Valley State
09/02/93	65-0	Mount Senario
09/03/94	36-0	Knoxville
10/01/94	63-0	West Alabama
09/23/95	28-0	Arkansas Tech
10/14/95	41-0	St. Ambrose
10/26/96	42-0	Southern Arkansas
09/13/97	10-0	Fort Valley State
10/04/97	21-0	Southern Arkansas
09/02/00	46-0	Fort Valley State
08/31/02	26-0	Albany State
09/21/02	42-0	Delta State
11/08/03	30-0	Arkansas Tech
09/08/07	69-0	Fort Valley State
10/20/07	37-0	West Alabama

### Home Attendance Breakdown

Year	Games	Total	Avg.
1982	5	36,800	7,360
1983	6	28,500	4,750
1984	5	25,468	5,094
1985	5	37,100	6,183
1986	5	25,000	5,000
1987	5	27,000	5,400
1988	5	20,500	4,100
1989	4	18,286	4,571
1990	4	20,330	5,083
1991	7	32,762	4,680
1992	4	16,064	4,016
1993	6	35,559	5,927
1994	8	59,212	7,402
1995	5	24,602	4,920
1996	7	49,251	7,036
1997	4	19,910	4,978
1998	5	23,741	4,748
1999	6	27,126	4,521
2000	5	37,569	7,514
2001	8	50,382	6,298
2002	9	48,828	5,425
2003	6	40,466	6,744
2004	6	25,828	4,271
2005	7	37,293	5,328
2006	5	26,199	5,240
2007	7	36,643	5,235
Totals	151	793,574	5,498

### Top 10 Home Crowds

Rank	Att.	Opponent (Score)	Date
1.	11,473	Albany St. (VSU, 41-6)	08/25/01
2.	10,948	Albany St. (VSU, 14-7)	11/19/94
3.	10,473	Albany St. (VSU, 21-3)	08/30/03
4.	10,214	West Ga. (VSU, 49-33)	10/15/94
5.	10,199	Albany St. (VSU, 18-6)	08/28/99
6.	10,100	Ft. Valley St. (FVSU, 17-3)	09/14/85
7.	10,039	North Ala. (VSU, 34-31)	10/05/96
8.	9,891	Ft. Valley St. (VSU, 46-0)	09/02/00
9.	9,576	Ft. Valley St. (VSU, 32-6)	09/07/02
10.	9,500	UCF (VSU, 13-7)	10/02/82

## YEAR-BY-YEAR RESULTS

### 1982

Record: 5-5-1, 2-4 (6th)

Coach: Jim Goodman

Captains: James Owens, David Gilyard

Date	Opponent	Result
09/11	at Mississippi College	L, 28-13
09/18	TROY STATE	W, 24-21
09/25	at Georgia Southern	T, 27-27
10/02	CENTRAL FLORIDA	W, 13-7
10/09	at Delta State	L, 27-0
10/16	at Jacksonville State	L, 43-11
10/23	at Albany State	W, 36-13
10/30	NORTH ALABAMA	L, 53-7
11/06	at Kentucky State	W, 48-13
11/13	WEST ALABAMA	W, 22-21
11/20	GEORGIA SOUTHERN	L, 45-29

### 1983

Record: 5-6, 2-5 (8th)

Coach: Jim Goodman

Captains: Mark Catano, Cliff Fouty

Date	Opponent	Result
09/10	MISSISSIPPI COLLEGE	L, 26-3
09/17	at Troy State	L, 13-12
09/24	SAVANNAH STATE	W, 14-10
10/01	at Central Florida	L, 20-0
10/08	DELTA STATE	L, 24-16
10/15	JACKSONVILLE STATE	L, 37-11
10/22	vs. West Georgia	W, 20-13
10/29	at North Alabama	L, 27-0
11/05	KENTUCKY STATE	W, 32-20
11/12	at West Alabama	W, 29-14
11/19	GEORGIA SOUTHERN	W, 34-29


### 1984

Record: 5-6, 3-5 (6th)

Coach: Jim Goodman

Captains: Lenny Parker, Elson Bolar

Date	Opponent	Result
09/08	CLARK	W, 49-0
09/15	at Savannah State	W, 28-7
09/22	at Tennessee-Martin	W, 38-6
09/29	JACKSONVILLE STATE	L, 12-5
10/06	vs. Troy State	L, 27-12



# BLAZER FOOTBALL

## YEAR-BY-YEAR RESULTS

10/13	WEST ALABAMA.....	W, 17-16
10/20	vs. West Georgia.....	W, 20-13
10/27	at Georgia Southern.....	L, 38-8
11/03	MISSISSIPPI COLLEGE.....	L, 10-3
11/10	at Delta State.....	L, 17-11
11/17	NORTH ALABAMA.....	L, 35-24

### 1985

Record: 5-6, 3-5 (6th)

Coach: Jim Berryman

Captains: Jimmy Francis, Jay Walls

Date	Opponent	Result
09/14	FORT VALLEY STATE.....	L, 17-3
09/21	KENTUCKY STATE.....	W, 27-0
09/28	TENNESSEE-MARTIN.....	W, 31-7
10/05	at Jacksonville State.....	L, 12-10
10/12	TROY STATE.....	L, 10-3
10/19	at West Alabama.....	L, 10-5
10/26	WEST GEORGIA.....	W, 49-12
11/02	BISHOP.....	W, 19-2
11/09	at Mississippi College.....	L, 28-7
11/16	DELTA STATE.....	W, 39-20
11/23	at North Alabama.....	L, 45-0

### 1986

Record: 9-2, 7-1 (2nd)

Coach: Mike Cavan

Captains: Jessie Tuggle, R.D. Swain,  
Dallis Smith, Dennis Smith

Date	Opponent	Result
09/13	vs. Fort Valley State.....	W, 17-0
09/20	at Central Florida.....	L, 10-7
09/27	at Tennessee-Martin.....	W, 49-24
10/04	JACKSONVILLE STATE.....	W, 29-25
10/11	at Troy State.....	L, 45-10
10/18	WEST ALABAMA.....	W, 17-12
10/25	at West Georgia.....	W, 41-26
11/01	SAVANNAH STATE.....	W, 21-7
11/08	MISSISSIPPI COLLEGE.....	W, 21-10
11/15	at Delta State.....	W, 31-8
11/22	NORTH ALABAMA.....	W, 24-7

### 1987

Record: 6-4, 4-4 (4th)

Coach: Mike Cavan

Captains: Jimmy Brookins, Scott Mowry,  
Bryan Banks, John Norris

Date	Opponent	Result
09/12	FORT VALLEY STATE.....	W, 21-14
09/19	at West Alabama.....	W, 19-9
09/26	TENNESSEE-MARTIN.....	W, 24-10
10/03	at Jacksonville State.....	W, 27-10
10/10	TROY STATE.....	L, 44-7
10/24	WEST GEORGIA.....	W, 49-14
10/31	at Savannah State.....	W, 35-15
11/07	at Mississippi College.....	L, 20-12
11/14	DELTA STATE.....	L, 24-21
11/21	at North Alabama.....	L, 17-16

### 1988

Record: 6-3-1, 4-3-1 (4th)

Coach: Mike Cavan

Captains: Jimmy Brookins, Scott Mowry, Eric Clark

Date	Opponent	Result
09/10	FORT VALLEY STATE.....	W, 14-13
09/17	at Tennessee-Martin.....	L, 13-9
09/24	JACKSONVILLE STATE.....	L, 31-21
10/01	at Troy State.....	W, 21-16
10/08	WEST ALABAMA.....	W, 20-7
10/15	at West Georgia.....	W, 17-14
10/22	CENTRAL FLORIDA.....	W, 48-19
10/29	MISSISSIPPI COLLEGE.....	L, 31-21
11/05	at Delta State.....	T, 28-28
11/12	NORTH ALABAMA.....	W, 35-28

### 1989

Record: 5-5, 5-3 (3rd)

Coach: Mike Cavan

Captains: Randy Fisher, Maurice Jordan

Date	Opponent	Result
09/02	at Georgia Southern.....	L, 31-10
09/09	at Central Florida.....	L, 35-10
09/16	TENNESSEE-MARTIN.....	W, 35-14



09/23	at Jacksonville State.....	L, 17-15
09/30	TROY STATE.....	W, 20-14
10/07	at West Alabama.....	W, 17-6
10/14	WEST GEORGIA.....	W, 34-16
10/28	at Mississippi College.....	L, 32-3
11/04	DELTA STATE.....	L, 24-16
11/11	at North Alabama.....	W, 24-10

### 1990

Record: 5-5, 5-3 (4th)

Coach: Mike Cavan

Captains: Tye Cottle, Deon Searcy

Date	Opponent	Result
09/01	at Georgia Southern.....	L, 17-10
09/15	at Tennessee-Martin.....	W, 28-14
09/22	JACKSONVILLE STATE.....	W, 18-17
09/29	at Troy State.....	W, 22-20
10/06	WEST ALABAMA.....	W, 46-7
10/13	at West Georgia.....	W, 37-2
10/20	at East Tennessee State.....	L, 37-22
10/27	MISSISSIPPI COLLEGE.....	L, 17-10
11/03	at Delta State.....	L, 26-11
11/10	NORTH ALABAMA.....	L, 26-10

### 1991

Record: 6-3-1, 4-1-1 (2nd)

Coach: Mike Cavan

Captains: Will O'Steen, Chris Dupree

Date	Opponent	Result
09/14	at Central Florida.....	L, 12-0
09/21	FORT VALLEY STATE.....	W, 7-0
09/28	at Jacksonville State.....	L, 24-3
10/05	TROY STATE.....	L, 20-14
10/12	at West Alabama.....	W, 20-7
10/19	WEST GEORGIA.....	W, 38-37
10/26	LEES-MCRAE.....	W, 59-13
11/02	at Mississippi College.....	T, 10-10
11/09	DELTA STATE.....	W, 34-27
11/16	at North Alabama.....	W, 34-17



# BLAZER FOOTBALL

## YEAR-BY-YEAR RESULTS

### 1992

Record: 5-4-1, 3-2-1 (2nd)

Coach: Hal Mumme

Captains: Chris Hatcher, Calvin Walker,  
Antonio Edwards, Chris Dupree

Date	Opponent	Result
09/12	at Georgia Southern.....	L, 24-13
09/19	at Fort Valley State.....	W, 24-17
09/26	at Jacksonville State.....	L, 20-6
10/03	at Troy State.....	L, 26-10
10/10	WEST ALABAMA.....	W, 42-15
10/17	at West Georgia.....	L, 42-28
10/24	AMERICAN INTERNL.....	W, 31-21
10/31	MISSISSIPPI COLLEGE.....	W, 28-14
11/07	at Delta State.....	W, 45-7
11/14	NORTH ALABAMA.....	T, 24-24

### 1993

Record: 8-3, 5-2 (2nd)

Coach: Hal Mumme

Captains: Chris Hatcher, Calvin Walker,  
Andre Hampton, Tony Hill

Date	Opponent	Result
09/02	MOUNT SENARIO.....	W, 65-0
09/11	at Central Florida.....	L, 35-30
09/18	at Fort Valley State.....	W, 49-24
09/25	CLARK ATLANTA.....	W, 41-12
10/02	WEST ALABAMA.....	W, 42-13
10/09	TARLETON STATE.....	W, 68-10
10/16	at West Georgia.....	L, 23-16
10/23	MISSISSIPPI COLLEGE.....	W, 42-21
10/30	at Delta State.....	W, 33-8
11/06	NORTH ALABAMA.....	L, 31-21
11/13	at Henderson State.....	W, 42-20

### 1994

Record: 11-2, 6-1 (2nd)

Coach: Hal Mumme

Captains: Chris Hatcher, Dominique Ross,  
Andre Hampton, Tony Hill

Date	Opponent	Result
09/03	KNOXVILLE.....	W, 36-0
09/10	at Central Florida.....	W, 31-14
09/17	FORT VALLEY STATE.....	W, 58-6



09/24	CLARK ATLANTA.....	W, 63-6
10/01	at West Alabama.....	W, 63-0
10/08	NEW HAVEN.....	W, 38-7
10/15	WEST GEORGIA.....	W, 49-33
10/22	at Mississippi College.....	W, 24-7
10/29	DELTA STATE.....	W, 57-10
11/05	at North Alabama.....	L, 38-21
11/12	HENDERSON STATE.....	W, 49-7
11/19	ALBANY STATE.....	W, 14-7
11/26	at North Alabama.....	L, 27-24

### 1995

Record: 6-5, 4-3 (5th)

Coach: Hal Mumme

Captains: Lance Funderburke, Drew McPhail,  
Ryan Branch, James Hubbard

Date	Opponent	Result
09/02	GARDNER-WEBB.....	W, 34-21
09/09	at North Dakota State.....	L, 19-14
09/16	at UTEP.....	L, 34-24
09/23	ARKANSAS TECH.....	W, 6-0
09/30	at Central Arkansas.....	L, 30-24
10/07	WEST ALABAMA.....	W, 27-20
10/14	ST. AMBROSE.....	W, 41-0
10/21	at Delta State.....	W, 37-19
10/28	at North Alabama.....	L, 26-9
11/04	MISSISSIPPI COLLEGE.....	W, 42-16
11/11	at West Georgia.....	L, 44-6

### 1996

Record: 10-3, 6-2 (1st)

Coach: Hal Mumme

Captains: Lance Funderburke, Drew McPhail,  
James Lockhart, Jarmal Stevens

Date	Opponent	Result
08/31	at Gardner-Webb.....	W, 42-16
09/07	TRUMAN.....	W, 49-35
09/14	SAVANNAH STATE.....	W, 21-7
09/21	at Arkansas Tech.....	W, 43-26
10/05	NORTH ALABAMA.....	W, 34-31
10/12	at Arkansas-Monticello.....	W, 52-24
10/19	at West Alabama.....	W, 52-16
10/26	SOUTHERN ARKANSAS.....	W, 42-7

11/02	at Delta State.....	L, 34-28
11/09	CENTRAL ARKANSAS.....	W, 63-30
11/16	WEST GEORGIA.....	L, 42-21
11/23	ALBANY STATE.....	W, 38-28
11/30	at Carson-Newman.....	L, 24-19

### 1997

Record: 6-5, 5-3 (T-4th)

Coach: Mike Kelly

Captains: Vontrell Mitchell, Kris Gingrow, Wayne DeVane,  
Terry Turner, Antonio Speed, Brad Trout

Date	Opponent	Result
08/30	at Georgia Southern.....	L, 45-26
09/06	CARSON-NEWMAN.....	L, 28-7
09/13	at Fort Valley State.....	W, 10-0
09/20	ARKANSAS TECH.....	W, 31-14
10/04	at North Alabama.....	W, 21-0
10/11	ARK.-MONTICELLO.....	W, 58-14
10/18	WEST ALABAMA.....	W, 33-20
10/25	at Southern Arkansas.....	L, 17-7
11/01	DELTA STATE.....	L, 27-23
11/08	at Central Arkansas.....	W, 31-22
11/15	at West Georgia.....	L, 35-21

### 1998

Record: 5-6, 4-5 (5th)

Coach: Mike Kelly

Captains: Donnie Johnson, Vontrell Mitchell, Jesse Sutton,  
Antonio Speed, James Lighfoot

Date	Opponent	Result
08/29	at Albany State.....	W, 20-10
09/05	FORT VALLEY STATE.....	L, 20-14
09/12	at Henderson State.....	W, 12-8
09/19	at Delta State.....	L, 20-17
09/26	ARKANSAS TECH.....	W, 31-24
10/10	WEST ALABAMA.....	W, 19-3
10/17	at Southern Arkansas.....	L, 40-13
10/24	CENTRAL ARKANSAS.....	L, 17-10
10/31	at Arkansas-Monticello.....	W, 50-10
11/07	NORTH ALABAMA.....	L, 35-7
11/14	at West Georgia.....	L, 26-13

# BLAZER FOOTBALL

## YEAR-BY-YEAR RESULTS

### 1999

Record: 4-7, 3-6 (6th)

Coach: Mike Kelly\*

Captains: Greg Cooper, Tully Payne,  
Antonio Speed, Michael Williams

Date	Opponent	Result
08/28	ALBANY STATE.....	W, 18-6
09/04	at Fort Valley State.....	L, 24-13
09/11	HENDERSON STATE.....	W, 39-3
09/18	DELTA STATE.....	L, 9-6
09/25	at Arkansas Tech.....	L, 21-14
10/09	at West Alabama.....	W, 21-19
10/16	SOUTHERN ARKANSAS.....	L, 28-14
10/23	at Central Arkansas.....	W, 33-20
10/30	ARK.-MONTICELLO.....	L, 35-31
11/06	at North Alabama.....	L, 31-28
11/13	WEST GEORGIA.....	L, 23-16

\*Mark Nelson coached for final two games

### 2000

Record: 10-2, 8-1 (1st)

Coach: Chris Hatcher

Captains: Dusty Bonner, Tully Payne,  
Reggie Cockerm, Ced Dickerson

Date	Opponent	Result
08/26	at Albany State.....	W, 42-6
09/02	FORT VALLEY STATE.....	W, 46-0
09/16	at Southern Arkansas.....	W, 30-29
09/23	CENTRAL ARKANSAS.....	W, 53-20
09/30	at Henderson State.....	W, 56-21
10/07	DELTA STATE.....	L, 45-35
10/14	at Harding.....	W, 50-39
10/21	WEST ALABAMA.....	W, 50-20
10/28	at North Alabama.....	W, 45-21
11/04	OUACHITA BAPTIST.....	W, 49-21
11/11	at West Georgia.....	W, 45-35
11/18	at Delta State.....	L, 45-12

### 2001

Record: 12-1, 9-0 (1st)

Coach: Chris Hatcher

Captains: Dusty Bonner, Tully Payne, Reggie Cockerm,  
Ced Dickerson, C.J. Lofton

Date	Opponent	Result
08/25	ALBANY STATE.....	W, 41-6
09/01	at Fort Valley State.....	W, 42-6
09/15	SOUTHERN ARKANSAS.....	W, 41-14
09/22	at Central Arkansas.....	W, 42-34
09/29	HENDERSON STATE.....	W, 59-3
10/06	at Delta State.....	W, 70-12
10/13	HARDING.....	W, 51-17
10/20	at West Alabama.....	W, 56-8
10/27	NORTH ALABAMA.....	W, 54-7
11/03	at Ouachita Baptist.....	W, 56-14
11/10	WEST GEORGIA.....	W, 31-6
11/17	FORT VALLEY STATE.....	W, 40-24
11/24	CATAWBA.....	L, 37-34

### 2002

Record: 14-1, 9-0 (1st)

National Runner-Up

Coach: Chris Hatcher

Captains: Reggie Mosley, Tabious Carter,  
Ced Dickerson, C.J. Lofton

Date	Opponent	Result
08/31	at Albany State.....	W, 26-0

09/07	FORT VALLEY STATE.....	W, 32-6
09/21	DELTA STATE.....	W, 42-0
09/28	SOUTHERN ARKANSAS.....	W, 31-28
10/05	at Ouachita Baptist.....	W, 51-10
10/12	ARK.-MONTICELLO.....	W, 45-17
10/19	at Central Arkansas.....	W, 35-11
10/26	WEST ALABAMA.....	W, 43-31
11/02	at North Alabama.....	W, 45-28
11/09	ARKANSAS TECH.....	W, 31-24
11/16	at West Georgia.....	W, 19-3
11/23	CATAWBA.....	W, 24-7
11/30	CARSON-NEWMAN.....	W, 31-28
12/07	TEXAS A&M-KINGSVILLE.....	W, 21-12
12/14	vs. Grand Valley State.....	L, 31-24

### 2003

Record: 10-2, 8-1 (2nd)

Coach: Chris Hatcher

Captains: Buster Faulkner, Lee Tarpley, Tyrone Jordan,  
Wesley Brown, Marlin Adams

Date	Opponent	Result
08/30	ALBANY STATE.....	W, 21-3
09/06	at Florida Atlantic.....	W, 45-17
09/20	at Delta State.....	W, 28-17
09/27	at Southern Arkansas.....	W, 41-17
10/04	OUACHITA BAPTIST.....	W, 42-21
10/11	at Arkansas-Monticello.....	W, 31-28
10/18	CENTRAL ARKANSAS.....	W, 26-21
10/25	at West Alabama.....	W, 58-13
11/01	NORTH ALABAMA.....	L, 17-10
11/08	at Arkansas Tech.....	W, 30-0
11/15	WEST GEORGIA.....	W, 30-17
11/22	CARSON-NEWMAN.....	L, 35-29

### 2004

Record: 13-1, 9-0 (1st)

National Champions

Coach: Chris Hatcher

Captains: Fabian Walker, Torrey Howard, Leighton Cooley,  
Tim Thompson, Tyran Robinson

Date	Opponent	Result
09/04	at Albany State.....	L, 24-22
09/11	at Ouachita Baptist.....	W, 40-19
09/18	HARDING.....	W, 32-19
09/25	at Central Arkansas.....	W, 22-12
10/02	DELTA STATE.....	W, 51-48
10/09	at Henderson State.....	W, 27-18



10/16	WEST ALABAMA.....	W, 34-17
10/23	at North Alabama.....	W, 24-20
10/30	SOUTHERN ARKANSAS.....	W, 45-28
11/06	at West Georgia.....	W, 35-12
11/20	CARSON-NEWMAN.....	W, 38-12
11/27	at Albany State.....	W, 38-24
12/04	WEST CHESTER.....	W, 45-21
12/11	vs. Pittsburg State.....	W, 36-31

### 2005

Record: 9-3, 7-2 (T-2nd)

Coach: Chris Hatcher

Captains: Vincent Brown, Tim Thompson, Dedrick  
Morrison, Will Shelton, Scott Foss

Date	Opponent	Result
08/27	vs. Fort Valley State.....	W, 32-10
09/03	ALBANY STATE.....	W, 24-9
09/10	OUACHITA BAPTIST.....	W, 52-20
09/17	at Harding.....	L, 16-13
09/24	CENTRAL ARKANSAS.....	W, 12-7
10/01	at Delta State.....	W, 24-23
10/08	HENDERSON STATE.....	W, 52-12
10/15	at West Alabama.....	W, 31-19
10/20	NORTH ALABAMA.....	W, 26-23
10/29	at Southern Arkansas.....	W, 44-41
11/05	WEST GEORGIA.....	L, 29-15
11/12	NORTH ALABAMA.....	L, 40-13

### 2006

Record: 8-2, 6-2 (T-3rd)

Coach: Chris Hatcher

Captains: Jeffrey Felton, Travis Harrison, Jos Edison,  
William Montford, Davis Russell

Date	Opponent	Result
09/02	at Albany State.....	W, 20-16
09/09	FORT VALLEY STATE.....	W, 31-3
09/23	ARKANSAS TECH.....	W, 51-14
09/28	at Ouachita Baptist.....	W, 49-21
10/07	SOUTHERN ARKANSAS.....	W, 41-7
10/12	at Delta State.....	L, 35-28
10/21	WEST ALABAMA.....	W, 16-14
10/28	at North Alabama.....	L, 31-24 (ot)
11/04	ARKANSAS-MONTICELLO.....	W, 51-3
11/09	at West Georgia.....	W, 38-13

### 2007

Record: 13-1, 7-1 (T-2nd)

National Champions

Coach: David Dean

Captains: Willie Copeland, Jeffrey Felton, Travis Harrison,  
William Montford, Davis Russell

Date	Opponent	Result
09/01	ALBANY STATE.....	W, 41-3
09/08	at Fort Valley State.....	W, 69-0
09/22	at Arkansas Tech.....	W, 28-27
09/29	OUACHITA BAPTIST.....	W, 31-3
10/06	at Southern Arkansas.....	W, 33-21
10/11	DELTA STATE.....	L, 35-31
10/20	at West Alabama.....	W, 37-0
10/27	NORTH ALABAMA.....	W, 27-24
11/03	at Arkansas-Monticello.....	W, 63-28
11/08	WEST GEORGIA.....	W, 35-10
11/24	CATAWBA.....	W, 55-29
12/01	NORTH ALABAMA.....	W, 37-23
12/08	at California (Pa.).....	W, 28-24
12/15	vs. Northwest Missouri St.....	W, 25-20



# BLAZER FOOTBALL

## YEAR-BY-YEAR TEAM STATISTICS

### OFFENSE

Year	First Downs	Net Rushing	Net Passing	Total Plays	Plays/Game	Total Offense	Yards/Game	Yards/Play	Att.-Comp.	Pts.-Avg.	TD
1982	193	894	2635	767	69.7	3543	322.1	4.6	396-191	230-20.9	29
1983	<b>144</b>	<b>1662</b>	<b>1176</b>	<b>689</b>	<b>62.6</b>	<b>2838</b>	<b>257.9</b>	<b>4.1</b>	<b>197-79</b>	<b>171-15.1</b>	<b>22</b>
1984	152	1300	1217	730	66.4	2517	228.8	3.4	212-83	215-19.5	24
1985	169	1968	1373	781	71.0	3341	303.7	4.3	236-105	193-17.5	22
1986	178	1958	1513	720	65.5	3471	315.5	4.8	200-107	267-24.3	35
1987	169	1823	1473	652	65.2	3296	329.6	5.1	180-99	231-23.1	31
1988	190	1459	2001	672	67.2	3460	346.0	5.1	265-144	234-23.4	29
1989	156	1349	1681	638	63.8	3030	303.0	4.7	238-132	188-18.8	23
1990	159	1711	1313	651	65.1	3024	302.4	4.6	194-106	214-21.4	23
1991	164	1726	1353	665	66.5	3079	307.9	4.6	213-108	219-21.9	26
1992	195	1019	2586	674	67.4	3605	360.5	5.3	416-273	251-25.1	33
1993	251	1388	3871	785	71.4	5259	478.1	6.7	513-363	449-40.8	62
1994	301	1606	<b>4389</b>	964	<b>74.2</b>	5995	461.2	6.2	<b>594-409</b>	527-40.5	73
1995	229	833	3842	812	73.8	4675	425.0	5.8	570-373	286-26.0	38
1996	300	2022	4275	915	70.4	6297	484.4	6.9	544-346	504-38.8	70
1997	190	1521	2225	736	66.9	3746	340.6	5.1	339-176	268-24.4	38
1998	154	575	2294	697	63.4	2869	260.8	4.1	383-174	206-18.7	27
1999	198	1842	1813	724	65.8	3655	332.3	5.1	296-135	233-21.2	31
2000	308	1444	4361	861	71.8	5805	483.8	6.7	522-372	513-42.8	73
2001	328	2278	4356	868	66.8	<b>6634</b>	<b>510.3</b>	<b>7.6</b>	478-337	<b>617-47.5</b>	<b>86</b>
2002	307	1816	4162	<b>1095</b>	73.0	5978	398.5	5.5	547-355	500-33.3	65
2003	263	1296	3433	853	71.1	4729	394.1	5.5	483-293	391-32.6	51
2004	284	<b>2706</b>	3119	936	62.4	5825	416.1	6.2	420-302	489-34.9	59
2005	<b>338</b>	1257	3307	850	70.8	4564	380.3	5.4	489-317	338-28.2	40
2006	197	1068	2830	663	66.3	3898	389.9	5.9	391-261	349-34.9	47
2007	313	2360	3431	1003	71.6	5791	413.6	5.8	524-334	540-38.6	71

### DEFENSE

Year	First Downs	Net Rushing	Net Passing	Total Yds Allowed	Yards/Game	Att.-Comp.	Pts.-Avg.	VSU Net Punt Avg.	Passes Intercepted	Yards Returned	Avg. Ret.
1982	235	2664	1731	4395	399.5	285-145	298-27.1		14	164	11.7
1983	195	2115	1319	3434	312.2	237-104	233-21.2	34.3	14	127	9.1
1984	177	2005	1281	3286	298.7	234-94	181-16.5	34.9	17	188	11.1
1985	167	1757	1471	3228	293.5	269-106	<b>163-14.8</b>	37.9	13	154	11.8
1986	197	1228	2122	3350	304.5	358-194	174-15.8	<b>39.2</b>	<b>32</b>	277	8.7
1987	181	1550	1564	3114	311.4	268-131	178-17.8	32.2	17	311	18.3
1988	178	1624	1450	3074	307.4	242-112	200-20.0	33.2	14	118	8.4
1989	165	1644	<b>1255</b>	2899	289.9	208-96	210-21.0	34.1	9	80	8.9
1990	162	1527	1280	2807	280.7	197-101	183-18.3	33.0	13	159	12.2
1991	171	1365	1783	3148	314.8	258-129	167-16.7	37.6	13	82	6.3
1992	166	1801	1330	3131	313.1	248-103	210-21.0	31.8	10	159	15.9
1993	169	1423	1613	3036	276.0	247-136	197-17.9	33.6	8	154	19.3
1994	207	1559	1924	3483	<b>267.9</b>	308-148	162-12.5	29.7	14	222	15.9
1995	195	1853	1524	3377	307.0	243-116	229-20.8	36.7	9	138	15.3
1996	241	2091	2236	4327	332.9	323-162	313-24.1	35.1	11	69	6.3
1997	183	1403	1798	3201	291.0	278-130	222-20.2	33.4	13	92	7.1
1998	<b>148</b>	1852	1100	2952	268.4	<b>216-80</b>	213-19.4	30.9	16	120	7.5
1999	184	1730	1484	3214	292.2	234-107	219-19.9	33.0	10	173	17.3
2000	212	2043	2088	4131	344.3	316-161	310-25.8	36.7	15	264	17.6
2001	221	1397	2130	3527	271.3	408-224	188-14.5	30.6	18	219	12.2
2002	218	<b>832</b>	3227	4059	270.6	526-264	236-15.7	33.3	26	197	7.6
2003	229	1712	2443	4155	346.2	395-207	206-17.2	36.5	9	120	13.3
2004	251	2205	2563	4768	340.6	366-187	305-21.8	31.8	22	258	11.7
2005	212	1675	2873	4548	379.0	399-225	249-20.8	34.4	20	227	11.4
2006	<b>148</b>	1125	1577	<b>2702</b>	270.2	252-126	157-15.7	33.3	13	292	<b>22.5</b>
2007	251	1693	2876	4569	326.4	482-270	247-17.6	36.3	27	<b>497</b>	18.4

School Record

2007 National Champions

# BLAZER FOOTBALL

## ANNUAL STATISTICAL LEADERS

### TOTAL OFFENSE LEADERS

Year	Player	G	Plays	Yards
1982	James Owens	10	402	2,906
1983	Terry Mallory	8	173	732
1984	Mark Dace	11	216	680
1985	Mark Dace	7	186	899
1986	Mark Dace	11	315	1,744
1987	Tye Cottle	9	146	816
1988	Tye Cottle	10	334	1,969
1989	Tye Cottle	10	311	1,582
1990	Tye Cottle	10	243	1,182
1991	Chris Hatcher	7	186	1,044
1992	Chris Hatcher	10	424	2,493
1993	Chris Hatcher	11	495	3,532
1994	Chris Hatcher	13	537	3,955
1995	Lance Funderburk	11	581	3,549
1996	Lance Funderburk	13	570	4,167
1997	Donnie Johnston	11	198	935
1998	Brandon Cowart	9	282	1,267
1999	Kenn Barnett	11	187	964
2000	Dusty Bonner	12	534	3,965
2001	Dusty Bonner	13	469	4,035
2002	Buster Faulkner	15	611	3,513
2003	Barrett Wilkes	12	487	3,220
2004	Fabian Walker	14	534	3,465
2005	Barrett Wilkes	11	453	2,703
2006	Willie Copeland	10	428	2,618
2007	Willie Copeland	14	569	3,331

### RUSHING LEADERS

Year	Player	G	Plays	Yards
1982	Henry Chubb	11	100	475
1983	Henry Chubb	11	121	668
1984	Michael Williams	10	67	362
1985	Tony Allen	9	127	564
1986	Eric Clark	11	118	565
1987	Donnie Harrell	10	142	632
1988	Ramon Allen	10	155	780
1989	Ramon Allen	10	197	846
1990	Ramon Allen	10	211	957
1991	Ramon Allen	9	109	488



1992	Dominique Ross	9	153	734
1993	Dominique Ross	11	167	1,030
1994	Dominique Ross	13	256	1,473
1995	David Glisson	11	147	837
1996	Vontrell Mitchell	13	186	1,355
1997	Vontrell Mitchell	9	170	840
1998	Marcus Ray	19	81	351
1999	Mike Christopher	10	104	517
2000	Aaron Jenkins	12	72	499
2001	Aaron Jenkins	13	199	1,503
2002	Aaron Jenkins	14	214	1,304
2003	Tyran Robinson	12	104	571
2004	Tyran Robinson	14	213	1,267
2005	Vincent Brown	9	136	768
2006	Rashawn Robinson	10	66	392
2007	Michael Terry	14	164	1,107

### PASSING LEADERS

Year	Player	G	Att.-Cmp.	Yards
1982	James Owens	10	339-169	2,258
1983	Terry Mallory	8	98-41	681
1984	Mark Dace	11	106-42	662
1985	Mark Dace	7	108-53	762
1986	Mark Dace	11	186-104	1,435
1987	Tye Cottle	9	98-54	767
1988	Tye Cottle	10	262-143	1,960
1989	Tye Cottle	10	235-131	1,677
1990	Tye Cottle	10	179-99	1,189
1991	Chris Hatcher	7	150-81	1,088
1992	Chris Hatcher	10	400-264	2,548
1993	Chris Hatcher	11	471-335	3,651
1994	Chris Hatcher	13	508-367	4,076
1995	Lance Funderburk	11	544-356	3,706
1996	Lance Funderburk	13	532-342	4,226
1997	Donnie Johnston	11	155-83	924
1998	Brandon Cowart	9	240-109	1,446
1999	Kenn Barnett	11	133-61	889
2000	Dusty Bonner	12	488-351	4,126
2001	Dusty Bonner	13	425-298	4,037
2002	Buster Faulkner	15	503-327	3,826
2003	Barrett Wilkes	12	431-272	3,269
2004	Fabian Walker	14	417-299	3,062
2005	Barrett Wilkes	11	376-266	2,668
2006	Willie Copeland	10	372-250	2,663
2007	Willie Copeland	14	489-311	3,160

### RECEIVING LEADERS

Year	Player	G	Rec.	Yards
1982	Carl Armstrong	11	61	1,028
1983	Kelvin Sheppard	11	22	388
1984	Kevin Gray	11	23	455
1985	Darrien Teals	11	33	448
1986	Randy Fisher	11	46	753
1987	Randy Fisher	10	36	585
1988	Randy Fisher	10	52	864
1989	Randy Fisher	10	51	690
1990	Dexter Holiday	8	25	393
1991	Dexter Holiday	10	23	375
1992	Calvin Walker	10	71	867

1993	Calvin Walker	11	82	944
1994	Robert Williams	13	86	1,187
1995	Sean Pender	11	111	983
1996	Rodney Brown	13	61	1,148
1997	Mike Bowman	11	43	728
1998	Nikko Cooper	11	35	581
1999	Reggie Mosley	11	24	384
2000	Reggie Mosley	12	67	1,106
2001	Reggie Mosley	13	65	1,063
2002	Reggie Mosley	15	79	1,295
2003	Andre Zellner	12	42	558
2004	Tyran Robinson	14	67	672
2005	Sherard Reynolds	12	38	650
2006	Cedric Jones	10	66	911
2007	Cedric Jones	14	102	1,171

### SCORING LEADERS

Year	Player	G	TDs	Points
1982	Carl Armstrong	11	8	48
	Brad Bauer	11	0	48
1983	Tracy Soles	9	9	54
1984	Keith Moore	11	0	59
1985	Keith Moore	11	0	59
1986	Randy Fisher	11	10	60
1987	Rodney Fulk	10	0	44
1988	Jack McTyre	10	0	58
1989	Jack McTyre	10	0	33
1990	Ramon Allen	10	13	78
1991	Don Kelly	10	0	59
1992	Dominique Ross	9	12	72
1993	Dominique Ross	11	13	78
1994	Robert Williams	13	21	126
	Stanley Flanders	13	21	126
1995	Rodney Brown	10	9	54
1996	Nikko Cooper	13	14	86
1997	Mike Bowman	11	11	66
1998	James Lightfoot	11	0	38
1999	Carlos Hope	11	7	42
2000	Aaron Jenkins	12	13	78
	C.J. Lofton	12	13	78
2001	Aaron Jenkins	13	21	126
2002	Will Rhody	15	0	105
2003	Will Rhody	12	0	82
2004	Will Rhody	14	0	121
2005	Michael Green	12	0	94
2006	Zachary Williams	10	0	66
2007	Zachary Williams	14	0	104

### TACKLE LEADERS

Year	Player	UT	AT	TT
1982	Cliff Fouty	20	135	155
1983	Lenny Parker	47	76	123
1984	Lenny Parker	62	63	125
1985	Jimmy Francis	63	62	125
1986	Jessie Tuggle	42	87	129
1987	Jimmy Brookins	69	36	105
1988	Jimmy Brookins	73	52	125
1989	Shaun Utley	44	35	79
1990	Freddie Richardson	45	36	81

# BLAZER FOOTBALL

## ANNUAL STATISTICAL LEADERS



	Vaughn Clark	11	3	0
1999	Tabious Carter	10	2	56
	Shamonta Dean	9	2	48
	Demeakey Williams	10	2	0
2000	Ced Dickerson	12	4	77
2001	Wesley Brown	13	4	35
2002	Chris Fowler	14	7	35
2003	Elliot Burkes	12	2	35
2004	Sam Reynolds	14	5	1
2005	Bernard George	10	4	13
2006	Sherard Reynolds	10	3	81
	Maurice Leggett	10	3	3
2007	Sherard Reynolds	14	7	176

1996	Vontrell Mitchell	17	436	25.7
1997	Wendell Olden	19	427	22.5
1998	Eric Doggett	12	280	23.3
1999	Reggie Mosley	11	303	27.6
2000	Reggie Mosley	29	522	18.0
2001	Reggie Mosley	22	522	23.7
2002	Reggie Mosley	20	433	21.6
2003	Tyran Robinson	14	361	25.8
2004	Vincent Brown	34	774	22.8
2005	Sherard Reynolds	16	391	24.4
2006	Tyler Aurandt	5	116	23.2
2007	Roger King	15	279	18.6

### PUNT RETURN LEADERS

Year	Player	No.	Yards	Avg.
1982	Jimmy Francis	30	199	6.6
1983	Derrick Harris	24	155	6.5
1984	Derrick Harris	18	198	11.0
1985	Jimmy Francis	29	140	4.8
1986	Randy Fisher	23	205	8.9
1987	Randy Fisher	19	192	10.1
1988	Edward Jackson	10	100	10.0
1989	Edward Jackson	26	158	6.1
1990	Deon Searcy	15	124	8.3
1991	Antonio Hill	27	276	10.2
1992	Antonio Hill	18	110	6.1
1993	Stanley Flanders	18	200	11.1
1994	Stanley Flanders	13	158	12.2
1995	Gary Goff	8	31	3.9
1996	Gary Goff	20	64	3.2
1997	Eric Doggett	24	260	10.8
1998	Eric Doggett	28	359	12.8
1999	Eric Doggett	32	452	14.1
2000	Reggie Mosley	25	224	9.0
2001	Michael Greer	16	91	5.7
2002	Reggie Mosley	33	250	7.6
2003	Bama Adams	33	372	11.3
2004	Bama Adams	13	174	13.4
2005	Waymon Ford	11	60	5.5
2006	Sherard Reynolds	30	496	16.5
2007	Sherard Reynolds	24	320	13.3

### PUNTING LEADERS


Year	Player	G	Punts	Avg.
1982	Brad Bauer	11	60	37.1
1983	Terry Mallory	11	76	37.6
1984	Terry Mallory	11	66	37.6
1985	Terry Mallory	11	72	42.2
1986	Terry Mallory	11	58	40.6
1987	Kevin Maddox	9	44	35.6
1988	Mike McCullough	9	39	34.9
1989	Mike McCullough	10	60	36.1
1990	Brian Chestnutt	7	32	35.8
1991	Chad Mosley	5	27	40.6
1992	Chad Mosley	10	45	36.4
1993	David Ashby	9	30	39.4
1994	David Ashby	11	32	40.4
1995	Wayne DeVane	9	41	40.0
1996	Wayne DeVane	12	45	38.1
1997	Wayne DeVane	10	48	36.8
1998	Andy Gibbs	11	80	35.7
1999	Kenn Barnett	11	62	36.9
2000	Andy Gibbs	12	38	35.7
2001	Brent Palma	12	37	33.7
2002	Kenn Barnett	15	77	37.3
2003	Kenn Barnett	12	68	38.6
2004	Travis Tidwell	14	58	38.7
2005	Travis Tidwell	12	60	37.3
2006	Steven Wright	10	40	35.2
2007	Steven Wright	14	56	37.1

### INTERCEPTION LEADERS

Year	Player	G	No.	Yards
1982	Timmy Massey	11	3	30
	Jimmy Francis	11	3	28
1983	Dallis Smith	11	5	91
1984	Jimmy Francis	11	4	31
1985	Jimmy Francis	11	5	109
1986	Dallis Smith	11	9	53
1987	Calvin Orr	10	4	71
1988	Deon Searcy	10	5	11
1989	Deon Searcy	10	4	29
1990	Derick McCant	10	2	35
1991	Chris Dupree	10	5	45
1992	Antonio Hill	10	2	72
	Walt Foy	10	2	28
1993	Tony Hill	11	3	36
1994	Tony Hill	11	2	33
	Marcus Johnson	11	2	18
1995	Cornelius Seymour	11	2	97
	Albert Fanoga	8	2	13
1996	Austin Harmon	13	4	3
1997	Jerome Mills	10	5	59
1998	Terrell Battle	8	3	37

### KICKOFF RETURN LEADERS

Year	Player	No.	Yards	Avg.
1982	Kelvin Sheppard	20	422	21.1
1983	Derrick Harris	21	610	29.0
1984	Derrick Harris	27	534	19.8
1985	Donnie Harrell	15	280	18.7
1986	Derwin Whatley	11	288	26.2
1987	Clifford Scott	16	435	27.2
1988	Donnie Harrell	11	258	23.5
1989	Eric Luke	15	307	20.5
1990	Eric Luke	10	201	20.1
1991	Calvin Walker	12	300	25.0
1992	Calvin Walker	8	182	22.8
1993	Calvin Walker	8	188	23.5
1994	Billy Poole	12	284	23.7
1995	Chris Jackson	12	235	19.6



# BLAZER FOOTBALL

## INDIVIDUAL SINGLE GAME RECORDS

### RUSHING

Attempts	35	Ramon Allen vs. UT Martin, 09/15/90
Yards	263	Vontrell Mitchell vs. Central Arkansas, 11/09/96
Average Yards Per Carry	22.5	Dominique Ross vs. West Alabama, 10/01/94
Longest Rush	93	Dominique Ross vs. West Alabama, 10/01/94
Touchdowns	4	shared by four people last by Aaron Jenkins vs. Ouachita Baptist, 11/03/01

### PASSING

Attempts	70	Lance Funderburk vs. West Georgia, 11/11/95
Completions	45	Chris Hatcher vs. West Georgia, 10/16/93 Chris Hatcher vs. Mississippi College, 10/23/93
Consecutive Completions	20	Chris Hatcher vs. New Haven, 10/08/94*
Yards	497	Dusty Bonner vs. Fort Valley State, 11/17/01
Touchdowns	7	shared by two people on three occasions last by Dusty Bonner vs. Ouachita Baptist, 11/04/00
Percentage	.938	Lance Funderburk vs. Tarleton State, 10/09/93 (15-of-16)*
Longest Completion	90	Chris Hatcher to Calvin Walker vs. UCF, 09/11/93
Interceptions Thrown	5	Chris Hatcher vs. North Alabama, 11/06/93
Without An Interception	56	Chris Hatcher vs. Mississippi College, 10/23/93*

### RECEIVING


Receptions	20	Sean Pender vs. Mississippi College, 11/04/95
Yards	232	Reggie Mosley vs. West Georgia, 11/11/00
Touchdowns	4	shared by two people on three occasions last by Stanley Flanders vs. Delta State, 10/29/94

### TOTAL OFFENSE

Plays	74	Lance Funderburk vs. West Georgia, 11/11/95
Yards	495	Dusty Bonner vs. Fort Valley State, 11/17/01 (-2 Rushing, 497 Passing)

### DEFENSE

Interceptions	3	Jimmy Francis vs. Bishop, 11/02/85
Interception Return Yards	86	Shawn Harris vs. Southern Arkansas 11/06/07
Total Tackles	24	Ryan Branch vs. Texas-El Paso, 09/16/95
Solo Tackles	17	Jimmy Brookins vs. Mississippi College, 10/29/88
Assists	18	Harvey Carter vs. Georgia Southern 11/20/82
Sacks	4.0	shared by two people last by Richard Freeman vs. North Alabama, 10/04/97
Fumble Recoveries	3	Anthony Newsome vs. Delta State, 10/08/83



### SCORING

Points	30	Aaron Jenkins vs. Ouachita Baptist, 11/03/01
Touchdowns	5	Aaron Jenkins vs. Ouachita Baptist, 11/03/01
TDs Responsible For	8	Dusty Bonner vs. Delta State, 10/06/01 (2 Rushing, 6 Passing)
PATs Attempts	10	Reid Bethea vs. Delta State, 10/06/01
PATs Made	10	Reid Bethea vs. Delta State, 10/06/01
Field Goals Attempts	5	Will Rhody vs. Central Arkansas, 09/25/04
Field Goals Made	5	Will Rhody vs. Central Arkansas, 09/25/04
Longest Field Goal	54	Keith Moore vs. Kentucky State, 09/21/85*
Points Kicking	16	shared by two people last by Will Rhody vs. Central Arkansas, 09/25/04

### PUNTING

Punts	11	Mike McCullough vs. UCF, 09/09/89
Longest Punt	72	Andy Gibbs vs. Delta State, 09/19/98
Average (min. 4 punts)	49.8	Terry Mallory vs. West Alabama, 10/19/85 (9 punts, 448 yards)

### PUNT RETURNS

Returns	7	shared by two people last by Tony Hill vs. Fort Valley State, 09/21/91
Yards	168	Sherard Reynolds vs. Arkansas Tech, 09/23/06 (5 returns)
Longest for Touchdown	80	Roger King vs. North Alabama (12/01/07)

### KICKOFF RETURNS

Returns	5	shared by three people last by Roger King vs. Delta State 10/11/07
Yards	147	Derrick Harris vs. Georgia Southern, 11/19/83
Longest for Touchdown	100	Aaron Jenkins vs. West Georgia, 11/11/00

\*Gulf South Conference Record

# BLAZER FOOTBALL

## TEAM SINGLE GAME RECORDS

### RUSHING

Attempts	75	vs. Arkansas Tech, 09/25/99
Yards	391	vs. Arkansas Tech, 09/25/99
Average	13.4	vs. West Alabama, 10/01/94
Touchdowns	6	vs. Lees McRae, 10/26/91

### PASSING

Attempts	70	vs. West Georgia, 11/11/95
Completed	52	vs. St. Ambrose, 10/14/95
Yards	508	vs. St. Ambrose, 10/14/95
Touchdowns	7	on three occasions last vs. Delta State 10/29/94
Percentage	.886	vs. New Haven, 10/08/94 (39-of-44)
Intercepts Thrown	7	vs. Fort Valley State, 09/14/85
Without An Interception	56	vs. Mississippi College, 10/23/93

### TOTAL OFFENSE

Most Plays	97	vs. Arkansas Tech, 09/25/99
Most Yards	659	vs. North Alabama, 10/27/01 (315 Rushing, 344 Passing)

### SCORING

Points	70	vs. Delta State, 10/06/01
Touchdowns	10	on two occasions last vs. Delta State, 10/06/01
PATs Attempts	10	on two occasions last vs. Delta State, 10/06/01
PATs Made	10	vs. Delta State, 10/06/01
FGs Attempts	5	vs. Central Arkansas, 09/25/04
FGs Made	5	vs. Central Arkansas, 09/25/04
Points Kicking	16	on two occasions last vs. Central Arkansas, 09/25/04

### PUNTING

Punts	11	vs. Central Florida, 09/09/89
Average (min. 4 punts)	49.8	vs. West Alabama, 10/19/85

### PUNT RETURNS

Returns	10	vs. West Alabama, 10/13/84
Yards	202	vs. Arkansas Tech, 09/23/06



### KICKOFF RETURNS

Returns	8	vs. Delta State, 10/11/07
Yards	147	on two occasions last vs. North Alabama, 12/01/07

### FIRST DOWNS

Total	39	vs. West Alabama, 10/19/96
Rushing	26	vs. Arkansas Tech, 09/25/99
Passing	26	vs. St. Ambrose, 10/14/95
By Penalty	6	on three occasions last vs. Delta State, 10/11/07

### PENALTIES

Most Penalties	19	vs. Arkansas-Monticello, 10/11/97
Fewest Penalties	1	on two occasions last vs. North Alabama, 11/23/85
Most Yards	170	vs. Albany State, 08/28/99
Fewest Yards	5	on two occasions last vs. North Alabama, 11/23/85

### FUMBLES

Most	7	vs. North Alabama, 10/29/83
Most Lost	5	on two occasions last vs. West Georgia, 10/26/85

### DEFENSE

Interceptions	6	on two occasions last vs. Arkansas-Monticello, 10/31/98
Return Yards	166	vs. Southern Arkansas, 10/06/07
Fumbles Recovered	7	vs. Savannah State, 09/15/84
Most Rushing Yds Allowed	545	vs. North Alabama, 10/30/82
Most Passing Yds Allowed	437	vs. Central Florida, 09/11/93
Fewest Rushing Yds Allowed	-29	vs. Central Florida, 10/22/88
Fewest Passing Yds Allowed	3	vs. West Alabama, 10/21/00
Fewest Total Yds Allowed	22	vs. Mount Senario, 09/02/93
Sacks	7	on four occasions last vs. Fort Valley State, 09/04/99
Fewest First Downs Allowed	3	vs. Fort Valley State, 09/07/02



# BLAZER FOOTBALL

## INDIVIDUAL SINGLE SEASON RECORDS

### Rushing Yards

No.	Player	Year	Att.	Net Yds	YPC	TD
1.	Aaron Jenkins	2001	199	1503	7.6	15
2.	Dominique Ross	1994	256	1473	5.8	13
3.	Vontrell Mitchell	1996	186	1355	7.3	3
4.	Aaron Jenkins	2002	214	1304	6.1	11
5.	Tyran Robinson	2004	213	1267	5.9	12
6.	Michael Terry	2007	164	1107	6.8	12
7.	Dominique Ross	1993	167	1030	6.2	13
8.	Ramon Allen	1990	211	957	4.5	12
9.	Vincent Brown	2004	129	856	6.6	12
10.	Ramon Allen	1989	197	846	4.3	3

### Rushing Touchdowns

No.	Player	Year	Att.	Net Yds	YPC	TD
1.	Aaron Jenkins	2001	199	1503	7.6	15
2.	Carlos Brown	1996	74	405	5.5	14
3.	Dominique Ross	1994	256	1473	5.8	13
	Dominique Ross	1993	167	1030	6.2	13
5.	Michael Terry	2007	164	1107	6.8	12
	Tyran Robinson	2004	213	1267	5.9	12
	Vincent Brown	2004	129	856	6.6	12
	Ramon Allen	1990	211	957	4.5	12
9.	Aaron Jenkins	2002	214	1304	6.1	11
10.	Dominique Ross	1992	153	734	4.8	10

### Passing Yards

No.	Player	Year	Att.	Cmp.	TD	Yds
1.	Lance Funderburk*	1996	532	342	38	4226
2.	Dusty Bonner	2000	488	351	55	4126
3.	Chris Hatcher	1994	508	367	55	4076
4.	Dusty Bonner	2001	425	298	52	4037
5.	Buster Faulkner	2002	503	327	41	3826
6.	Lance Funderburk	1995	544	356	26	3706
7.	Chris Hatcher	1993	471	335	37	3651
8.	Barrett Wilkes	2003	431	272	26	3269
9.	Willie Copeland	2007	489	311	28	3160
10.	Fabian Walker	2004	417	299	23	3062

### Completions

No.	Player	Year	Att.	Cmp.	TD	Yds
1.	Chris Hatcher*	1994	508	367	55	4076
2.	Lance Funderburk	1995	544	356	26	3706
3.	Dusty Bonner	2000	488	351	55	4126
4.	Lance Funderburk	1996	532	342	38	4226
5.	Chris Hatcher	1993	471	335	37	3651
6.	Buster Faulkner	2002	503	327	41	3826
7.	Willie Copeland	2007	489	311	28	3160
8.	Fabian Walker	2004	417	299	23	3062
9.	Dusty Bonner	2001	425	298	52	4037
10.	Barrett Wilkes	2003	431	272	26	3269

### Passing Touchdowns

No.	Player	Year	Att.	Cmp.	TD	Yds
1.	Dusty Bonner*	2000	488	351	55	4126
	Chris Hatcher*	1994	508	367	55	4076
3.	Dusty Bonner	2001	425	298	52	4037
4.	Buster Faulkner	2002	503	327	41	3826
5.	Lance Funderburk	1996	532	342	38	4226
6.	Chris Hatcher	1993	471	335	37	3651
7.	Willie Copeland	2007	489	311	28	3160
8.	Willie Copeland	2006	372	250	27	2663
9.	Barrett Wilkes	2003	431	272	26	3269
	Lance Funderburk	1995	544	356	26	3706

### Receptions

No.	Player	Year	Rec.	Yd.	YPC	TD
1.	Sean Pender*	1995	111	983	10.1	2
2.	Cedric Jones	2007	102	1171	11.5	10
3.	Sean Pender	1996	89	782	8.8	3
4.	Robert Williams	1994	86	1187	13.8	21
5.	Calvin Walker	1993	82	944	11.5	6
6.	Steve Greer	1994	81	829	10.2	7
7.	Reggie Mosley	2002	79	1295	16.4	15
8.	C.J. Lofton	2002	77	913	11.9	6
9.	C.J. Lofton	2000	76	862	11.3	13
10.	Calvin Walker	1992	71	867	12.2	8

### Receiving Yards

No.	Player	Year	Rec.	Yds	YPC	TD
1.	Reggie Mosley	2002	79	1295	16.4	15
2.	Robert Williams	1994	86	1187	13.8	21
3.	Cedric Jones	2007	102	1171	11.5	10
4.	Rodney Brown	1996	61	1148	18.8	12
5.	Stanley Flanders	1994	70	1083	15.5	20
6.	Reggie Mosley	2001	65	1063	16.4	18
7.	Carl Armstrong	1982	61	1028	16.9	8
8.	Reggie Mosley	2000	67	1016	15.2	12
9.	Carlos Johnson	2000	66	991	15.0	8
10.	Sean Pender	1995	111	983	10.1	2

### Receiving Touchdowns

No.	Player	Year	Rec.	Yds	YPC	TD
1.	Robert Williams*	1994	86	1187	13.8	21
2.	Stanley Flanders	1994	70	1083	15.5	20
3.	Reggie Mosley	2001	65	1063	16.4	18
4.	Reggie Mosley	2002	79	1295	16.4	15
5.	Nikko Cooper	1996	63	865	13.7	14
6.	C.J. Lofton	2000	76	862	11.3	13
7.	C.J. Lofton	2001	57	723	12.7	12
	Reggie Mosley	2000	67	1016	15.2	12
	Rodney Brown	1996	61	1148	18.8	12
10.	Mike Bowman	1997	43	728	16.9	11

### Total Offensive Plays

No.	Player	Year	Plays	Rush	Pass	Yds
1.	Buster Faulkner*	2002	611	-313	3826	3513
2.	Lance Funderburk	1995	581	-157	3706	3549
3.	Lance Funderburk	1996	570	-59	4226	4167
4.	Willie Copeland	2007	569	171	3160	3331
5.	Chris Hatcher	1994	537	-121	4076	3955
6.	Dusty Bonner	2000	534	-161	4126	3965
7.	Fabian Walker	2004	513	403	3062	3465
8.	Chris Hatcher	1993	495	-119	3651	3532
9.	Barrett Wilkes	2003	487	-49	3269	3220
10.	Dusty Bonner	2001	469	-2	4037	4035

### Total Offensive Yards

No.	Player	Year	Plays	Rush	Pass	Yds
1.	Lance Funderburk*	1996	570	-59	4226	4167
2.	Dusty Bonner	2001	469	-2	4037	4035
3.	Dusty Bonner	2000	534	-161	4126	3965
4.	Chris Hatcher	1994	537	-121	4076	3955
5.	Lance Funderburk	1995	581	-157	3706	3549
6.	Chris Hatcher	1993	495	-119	3651	3532
7.	Buster Faulkner	2002	611	-313	3826	3513
8.	Fabian Walker	2004	513	403	3062	3465
9.	Willie Copeland	2007	569	171	3160	3331
10.	Barrett Wilkes	2003	487	-49	3269	3220

# BLAZER FOOTBALL

## INDIVIDUAL SINGLE SEASON RECORDS

### Scoring Performances

No.	Player	Year	TD	PAT	FG	Pts.
1.	Aaron Jenkins*	2001	21	0	0	126
	Robert Williams*	1994	21	0	0	126
	Stanley Flanders*	1994	21	0	0	126
4.	Will Rhody	2004	0	55	22	121
5.	Reggie Mosley	2001	19	1	0	116
6.	Will Rhody	2002	0	57	16	105
7.	Zac Williams	2007	0	65	13	104
8.	Tyran Robinson	2004	17	0	0	102
9.	Dominique Ross	1994	16	0	0	96
10.	Two tied with					94

### Kickoff Return Average

No.	Player	Year	No.	Yds	Avg.
1.	Derrick Harris	1983	21	610	29.0
2.	Reggie Mosley	1999	11	303	27.6
3.	Clifford Scott	1987	16	435	27.2
4.	Dervin Whatley	1986	11	288	26.2
5.	Tyran Robinson	2003	14	361	25.8
6.	Vontrell Smith	1996	17	436	25.6
7.	Calvin Walker	1991	12	300	25.0
8.	Sherard Reynolds	2005	16	391	24.4
9.	Reggie Mosley	2001	22	522	23.7
	Billy Poole	1994	12	284	23.7

### Punt Return Average

No.	Player	Year	No.	Yds	Avg.
1.	Sherard Reynolds	2006	30	496	16.5
2.	Eric Doggett	1999	32	452	14.1
3.	Roger King	2007	14	195	13.9
4.	Bama Adams	2004	13	174	13.4
5.	Sherard Reynolds	2007	24	320	13.3
6.	Eric Doggett	1998	28	359	12.8
7.	Stanley Flanders	1994	13	158	12.2
8.	Bama Adams	2003	33	372	11.3
9.	Stanley Flanders	1993	18	200	11.1
10.	Derrick Harris	1984	18	198	11.0

### Punting


No.	Player	Year	No.	Yds	Avg.
1.	Terry Mallory	1985	72	3037	42.2
2.	Chad Mosley	1991	27	1097	40.6
	Terry Mallory	1986	58	2355	40.6
4.	David Ashby	1994	32	1293	40.4
5.	Wayne DeVane	1995	41	1639	40.0
6.	David Ashby	1992	30	1183	39.4
7.	Andy Gibbs	2000	38	1477	38.9
8.	Travis Tidwell	2004	58	2243	38.7
9.	Kenn Barnett	2003	68	2628	38.6
10.	Wayne DeVane	1996	45	1716	38.1

### Total Tackles

No.	Player	Year	UT	AT	Tot.
1.	Cliff Fouty	1982	20	135	155
2.	Jessie Tuggle	1986	42	87	129
3.	Jimmy Brookins	1988	73	52	125
	Jimmy Francis	1985	63	62	125
	Lenny Parker	1984	62	63	125
6.	Lenny Parker	1983	47	76	123
7.	William Montford	2007	48	74	122
8.	David Gilyard	1982	18	103	121
9.	Ryan Branch	1995	67	53	120
10.	Freddie Thomas	1985	63	62	118

### Interceptions

No.	Player	Year	Ints.	Yds	TD
1.	Dallis Smith	1986	9	53	0
2.	Chris Fowler	2002	7	35	0
3.	Dennis Smith	1986	6	53	0
4.	Sam Reynolds	2004	5	1	0
	Jerome Mills	1997	5	59	0
	Chris Dupree	1991	5	45	0
	Deon Searcy	1988	5	11	0
	Jimmy Francis	1985	5	109	0
	Dallis Smith	1983	5	91	0
10.	11 tied with			4	



### Pass Deflections

No.	Player	Year	PDs
1.	Maurice Leggett	2006	15
	Elliott Burkes	2002	15
	Derek Braxton	2001	15
4.	Sherard Reynolds	2007	12
	Ced Dickerson	2002	12
	Deon Searcy	1988	12
	Dallis Smith	1983	12
8.	Arthell Brown	2000	11
	Vaughn Clark	1998	11
	Calvin Orr	1987	11
	Dallis Smith	1985	11

### Sacks

No.	Player	Year	Sacks
1.	Richard Freeman	1997	14.0
	Antonio Edwards	1990	14.0
3.	Andre Hampton	1994	12.0
	Antonio Edwards	1991	12.0
	Robert Morris	1988	12.0
6.	Dewayne Smith	2002	11.5
7.	Marlin Adams	2002	10.5
8.	Arto Vartanian	1998	10.0
	Andre Hampton	1993	10.0
	Robert Morris	1989	10.0

### Tackles For Loss

No.	Player	Year	TFL
1.	Dewayne Smith	2002	30.0
2.	Artie Ulmer	1996	24.0
	Andre Hampton	1994	24.0
4.	Richard Freeman	1997	23.0
	Robert Morris	1988	23.0
6.	Arto Vartanian	1998	22.0
	Antonio Edwards	1990	22.0
8.	Antonio Speed	1998	21.0
9.	Jesse Sutton	1997	20.0
10.	Marlin Adams	2002	18.5

\*Gulf South Conference record



# BLAZER FOOTBALL

## TEAM SINGLE SEASON RECORDS

### Rushing Yards Per Game

No.	Year	Att.	Net Yds	YPC	YPG
1.	2004	516	2706	5.2	193.3
2.	1987	472	1823	3.9	182.3
3.	1985	545	1968	3.6	178.9
4.	1986	520	1958	3.8	178.0
5.	2001	390	2278	5.8	175.2
6.	1991	452	1726	3.8	172.6
7.	1990	457	1711	3.7	171.1
8.	2007	479	2360	4.9	168.6
9.	1999	428	1842	4.3	167.5
10.	1996	371	2022	5.5	155.5

### Rushing Touchdowns

No.	Year	Att.	Net Yds	YPC	TD
1.	2004	516	2706	5.2	32
2.	2007	479	2360	4.9	29
3.	1996	371	2022	5.5	28
4.	2001	390	2278	5.8	24
5.	2002	548	1816	3.3	20
6.	1993	272	1388	5.1	19
7.	1986	520	1958	3.8	17
8.	1984	518	1300	2.5	17
9.	1987	472	1823	3.9	16
10.	Three team tied with				15

### Passing Yards Per Game

No.	Year	Att.	Cmp.	Yds	YPG
1.	2000	522	372	4361	363.4
2.	1993	513	363	3871	351.9
3.	1995	570	373	3842	349.3
4.	1994	594	409	4389	337.6
5.	2001	478	337	4356	335.1
6.	1996	544	346	4275	328.8
7.	2003	483	293	3433	286.1
8.	2006	391	261	2830	283.0
9.	2002	547	355	4162	277.5
10.	2005	489	317	3307	275.6

### Most Completions

No.	Year	Att.	Cmp.	TD	Yds
1.	1994*	594	409	55	4389
2.	1995	570	373	27	3842
3.	2000	522	372	56	4361
4.	1993	513	363	40	3871
5.	2002	547	355	42	4162
6.	1996	544	346	38	4275
7.	2001	478	337	56	4356
8.	2007	524	334	30	3431
9.	2005	489	317	22	3307
10.	2004	420	302	23	3119

### Most Passing Touchdowns

No.	Year	Att.	Cmp.	TD	Yds
1.	2001*	478	337	56	4356
2.	2000*	522	372	56	4361
3.	1994	594	409	55	4389
4.	2002	547	355	42	4162
5.	1993	513	363	40	3871
6.	1996	544	346	38	4275
7.	2007	524	334	30	3431
8.	2006	391	261	29	2830
9.	2003	483	293	27	3433
10.	1995	570	373	27	3842

### Total Offensive Plays

No.	Year	Plays	Rush	Pass	Yds
1.	2002	1095	1816	4162	5978
2.	2007	1003	2360	3431	5791
3.	1994	964	1606	4389	5995
4.	2004	936	2706	3119	5825
5.	1996	915	2022	4275	6297
6.	2001	868	2278	4356	6634
7.	2000	861	1444	4361	5805

8.	2003	853	1296	3433	4729
9.	2005	850	1257	3307	4564
10.	1995	812	833	3842	4675

### Total Offensive Yards Per Game

No.	Year	Rush	Pass	Yds	YPG
1.	2001	2278	4356	6634	510.3
2.	1996	2022	4275	6297	484.4
3.	2000	1444	4361	5805	483.8
4.	1993	1388	3871	5259	478.1
5.	1994	1606	4389	5995	461.2
6.	1995	833	3842	4675	425.0
7.	2004	2706	3119	5825	416.1
8.	2007	2360	3431	5791	413.6
9.	2002	1816	4162	5978	398.5
10.	2003	1296	3433	4729	394.1

### Points Per Game

No.	Year	TD	PAT	FG	Pts.	PPG
1.	2001	86	81	5	617	47.5
2.	2000	73	59	5	513	42.8
3.	1993	65	56	6	449	40.8
4.	1994	73	68	6	527	40.5
5.	1996	70	51	8	504	38.8
6.	2007	71	65	13	540	38.6
7.	2006	47	43	8	349	34.9
8.	2004	59	58	22	489	34.9
9.	2002	65	59	16	500	33.3
10.	2003	51	48	12	391	32.6

### Kickoff Return Average

No.	Year	No.	Yds	Avg.
1.	1996	44	1117	25.4
2.	1987	30	744	24.8
3.	1983	34	802	23.6
4.	1986	30	676	22.5
5.	2003	35	785	22.4
6.	1997	32	705	22.0
7.	1994	28	608	21.7
8.	2001	35	755	21.6
9.	1999	26	551	21.2
10.	2002	42	433	20.5

### Punt Return Average

No.	Year	No.	Yds	Avg.
1.	2006	39	674	17.3
2.	2007	42	588	14.0
3.	1999	37	498	13.5
4.	2003	36	424	11.8
5.	1994	15	175	11.7
6.	2004	22	243	11.0
7.	1997	24	260	10.8
8.	1993	20	209	10.5
9.	1998	37	386	10.4
10.	1987	20	208	10.4

### First Downs

No.	Year	Rushing	Passing	Total
1.	2001	125	180	328
2.	2007	129	153	313
3.	2000	93	191	308
4.	2002	108	151	307
5.	1994	88	190	301
6.	1996	107	162	300
7.	2004	156	118	284
8.	2003	81	150	263
9.	1993	79	163	251
10.	2005	79	139	234

### Points Per Game Allowed

No.	Year	Pts	Avg.
1.	1994	162	12.5
2.	2001	188	14.5
3.	1985	163	14.8

4.	2006	157	15.7
5.	1986	174	15.8
6.	1984	181	16.5
7.	1991	167	16.7
8.	2007	247	17.6
9.	1987	178	17.8
10.	1993	197	17.9

### Fewest Rushing Yards Allowed Per Game

No.	Year	Att.	Net Yds	YPC	YPG
1.	2002	458	832	1.8	55.5
2.	2001	544	1397	2.6	107.5
3.	1986	429	1228	2.9	111.6
4.	2006	386	1125	2.9	112.5
5.	1994	505	1559	3.1	119.9
6.	2007	529	1693	3.2	120.9
7.	1997	473	1403	3.0	127.5
8.	1993	423	1423	3.4	129.4
9.	1991	420	1365	3.3	136.5
10.	2005	456	1675	3.7	139.6

### Fewest Passing Yards Allowed Per Game

No.	Year	Att.	Cmp.	Yds	YPG
1.	1998	216	80	1100	100.0
2.	1984	234	94	1281	116.5
3.	1983	237	104	1319	119.9
4.	1989	208	96	1255	125.5
5.	1990	197	101	1280	128.0
6.	1992	248	103	1330	133.0
7.	1985	269	106	1471	133.7
8.	1999	234	107	1484	134.9
9.	1995	243	116	1524	138.5
10.	1988	242	112	1450	145.0

### Fewest Total Yards Allowed Per Game

No.	Year	Rush	Pass	Yds	YPG
1.	1994	1559	1924	3483	267.9
2.	1998	1852	1100	2952	268.4
3.	2006	1125	1577	2702	270.2
4.	2002	832	3227	4059	270.6
5.	2001	1397	2130	3527	271.3
6.	1993	1423	1613	3036	276.0
7.	1990	1527	1280	2807	280.7
8.	1989	1644	1255	2899	289.9
9.	1997	1403	1798	3201	291.0
10.	1999	1730	1484	3214	292.2

### Interceptions

No.	Year	Ints.	Yds	TD
1.	1986*	32	277	0
2.	2007	27	497	3
3.	2002	26	197	0
4.	2004	22	258	1
5.	2005	20	227	2
6.	2001	18	219	2
7.	1987	17	311	0
8.	1984	17	188	1
9.	1998	16	120	1
10.	2000	15	264	1

### Sacks

No.	Year	Sacks
1.	2002	58
2.	2003	42
3.	1994	42
4.	1996	41
5.	1997	39
6.	2007	38
7.	1991	37
8.	1990	37
9.	2001	36
10.	1998	36

\*Gulf South Conference record



# BLAZER FOOTBALL

## INDIVIDUAL CAREER RECORDS

### Rushing Yards

No.	Player	Years	Att.	Net Yds	YPC	TD
1.	Aaron Jenkins	2000-03	616	3859	6.3	34
2.	Dominique Ross	1992-94	576	3237	5.6	36
3.	Ramon Allen	1988-91	672	3071	4.6	26
4.	Tyran Robinson	2001-04	532	3029	5.7	24
5.	Vontrell Mitchell	1995-98	485	2655	5.5	11
6.	Donnie Harrell	1985-88	407	1904	4.7	10
7.	Vincent Brown	2004-05	265	1624	6.1	18
8.	Michael Terry	2005-07	220	1475	6.7	14
9.	Eric Clark	1985-88	292	1301	4.5	3
10.	Marcus Ray	1997-00	273	1283	4.7	9

### Rushing Touchdowns

No.	Player	Years	Att.	Net Yds	YPC	TD
1.	Dominique Ross	1992-94	576	3237	5.6	36
2.	Aaron Jenkins	2000-03	616	3859	6.3	34
3.	Ramon Allen	1988-91	672	3071	4.6	26
4.	Tyran Robinson	2001-04	532	3029	5.7	24
5.	Vincent Brown	2004-05	265	1624	6.1	18
6.	Michael Terry	2005-07	220	1475	6.7	14
7.	Carlos Brown	1996	74	405	5.5	14
8.	Terry Soles	1982-83	174	712	4.1	12
9.	Vontrell Mitchell	1995-98	485	2655	5.5	11
10.	Two tied with					10

### Passing Yards

No.	Player	Years	Cmp.	Att.	Yds	TD
1.	Chris Hatcher	1991-94	1047	1529	11,363	121
2.	Lance Funderburk	1992-96	731	1127	8192	67
3.	Dusty Bonner	2000-01	649	913	8163	107
4.	Barrett Wilkes	2002-06	571	858	6296	44
5.	Willie Copeland	2006-07	561	861	5823	55
6.	Tye Cottle	1987-90	427	774	5593	50
7.	Buster Faulkner	2001-03	381	593	4213	44
8.	Mark Dace	1984-87	241	477	3459	25
9.	Fabian Walker	2004	299	417	3062	23
10.	James Owens	1982	169	339	2258	15

### Completions

No.	Player	Years	Cmp.	Att.	Yds	TD
1.	Chris Hatcher	1991-94	1047	1529	11,363	121
2.	Lance Funderburk	1992-96	731	1127	8192	67
3.	Dusty Bonner	2000-01	649	913	8163	107
4.	Barrett Wilkes	2002-06	571	858	6296	44
5.	Willie Copeland	2006-07	561	861	5823	55
6.	Tye Cottle	1987-90	427	774	5593	50
7.	Buster Faulkner	2001-03	381	593	4213	44
8.	Fabian Walker	2004	299	417	3062	23
9.	Mark Dace	1984-87	241	477	3459	25
10.	James Owens	1982	169	339	2258	15

### Passing Touchdowns

No.	Player	Years	Cmp.	Att.	Yds	TD
1.	Chris Hatcher	1991-94	1047	1529	11,363	121
2.	Dusty Bonner	2000-01	649	913	8163	107
3.	Lance Funderburk	1992-96	731	1127	8192	67
4.	Willie Copeland	2006-07	561	861	5823	55
5.	Tye Cottle	1987-90	427	774	5593	50
6.	Barrett Wilkes	2002-06	571	858	6296	44
7.	Buster Faulkner	2001-03	381	593	4213	44
8.	Mark Dace	1984-87	241	477	3459	25
9.	Fabian Walker	2004	299	417	3062	23
10.	Two tied with					15

### Receptions

No.	Player	Years	Rec.	Yds.	YPC	TD
1.	Sean Pender	1992-96	247	2072	8.4	9
2.	Reggie Mosley	1999-02	235	3738	15.9	48
3.	C.J. Lofton	1999-02	228	2724	11.9	32
4.	Randy Fisher	1986-89	185	2892	10.1	26
5.	Robert Williams	1991-94	185	2726	14.7	31
6.	Steve Greer	1991-94	179	2025	11.3	13
7.	<b>Cedric Jones</b>	<b>2006-</b>	<b>168</b>	<b>2082</b>	<b>12.5</b>	<b>18</b>
8.	Calvin Walker	1990-93	167	2026	12.1	15
9.	Aaron Jenkins	2000-03	137	1385	10.1	17
10.	Zach Parker	2004-07	135	1303	9.7	14

### Receiving Yards

No.	Player	Years	Rec.	Yds.	YPC	TD
1.	Reggie Mosley	1999-02	235	3738	15.9	48
2.	Randy Fisher	1986-89	185	2892	10.1	26
3.	Robert Williams	1991-94	185	2726	14.7	31
4.	C.J. Lofton	1999-02	228	2724	11.9	32
5.	<b>Cedric Jones</b>	<b>2006-</b>	<b>168</b>	<b>2082</b>	<b>12.5</b>	<b>18</b>
6.	Sean Pender	1992-96	247	2072	8.4	9
7.	Calvin Walker	1990-93	167	2026	12.1	15
8.	Steve Greer	1991-94	179	2025	11.3	13
9.	Darrien Teals	1985-88	107	1650	15.4	16
10.	Rodney Brown	1995-96	95	1636	17.2	20

### Receiving Touchdowns

No.	Player	Years	Rec.	Yds.	YPC	TD
1.	Reggie Mosley	1999-02	235	3738	15.9	48
2.	C.J. Lofton	1999-02	228	2724	11.9	32
3.	Robert Williams	1991-94	185	2726	14.7	31
4.	Stanley Flanders	1993-94	101	1581	15.7	30
5.	Randy Fisher	1986-89	185	2892	10.1	26
6.	Nikko Cooper	1996-98	98	1446	14.8	21
7.	Rodney Brown	1995-96	95	1636	17.2	20
8.	<b>Cedric Jones</b>	<b>2006-</b>	<b>168</b>	<b>2082</b>	<b>12.5</b>	<b>18</b>
9.	Aaron Jenkins	2000-03	137	1385	10.1	17
10.	Darrien Teals	1985-88	107	1650	15.4	16

### Total Offensive Yards


No.	Player	Years	Plays	Rush	Pass	Yds
1.	Chris Hatcher	1991-94	1642	-339	11,363	11,024
2.	Dusty Bonner	2000-01	1003	-163	8163	8000
3.	Lance Funderburk	1992-96	1206	-232	8192	7960
4.	Barrett Wilkes	2002-06	1012	37	6296	6333
5.	Willie Copeland	2006-07	997	126	5823	5949
6.	Tye Cottle	1987-90	1034	44	5593	5549
7.	Mark Dace	1984-87	850	606	3459	4065
8.	Aaron Jenkins	2000-03	616	3859	0	3859
9.	Buster Faulkner	2001-03	723	-404	4213	3809
10.	Fabian Walker	2004	534	403	3062	3465

### Scoring Performances

No.	Player	Years	TD	PAT	FG	Pts.
1.	Aaron Jenkins	2000-03	53	0	0	318
2.	Will Rhody	2002-04	0	51	158	308
3.	Reggie Mosley	1999-02	49	0	1	296
4.	Dominique Ross	1992-94	38	0	0	228
5.	Keith Moore	1983-86	0	32	76	202
6.	Tyran Robinson	2001-04	33	0	0	198
7.	C.J. Lofton	1999-2002	32	0	2	196
8.	Robert Williams	1991-94	31	0	0	186
9.	Vernon Loree	1993-95	0	18	132	186
10.	Stanley Flanders	1993-94	30	0	0	180

# BLAZER FOOTBALL

## INDIVIDUAL CAREER RECORDS



### Kickoff Return Average (min. 20 returns)

No.	Player	Years	No.	Yds	Avg.
1.	Vontrell Mitchell	1995-98	23	572	24.9
2.	Clifford Scott	1987-90	26	627	24.1
3.	Calvin Walker	1990-93	28	670	23.9
4.	Derrick Harris	1983-84	48	1144	23.8
5.	Aaron Jenkins	2000-03	33	770	23.3
6.	Eric Doggett	1997-99	27	612	22.7
7.	Vincent Brown	2004-05	39	774	22.2
8.	Reggie Mosley	1999-02	82	1780	21.7
9.	<b>Sherard Reynolds</b>	<b>2005-</b>	<b>24</b>	<b>507</b>	<b>21.1</b>
10.	Donnie Harrell	1985-88	27	566	21.0

### Punt Return Average (min. 20 returns)

No.	Player	Years	No.	Yds.	Avg.
1.	Eric Doggett	1997-99	84	1071	12.8
2.	<b>Sherard Reynolds</b>	<b>2005-</b>	<b>55</b>	<b>670</b>	<b>12.2</b>
3.	Bama Adams	2002-04	46	546	11.9
4.	Stanley Flanders	1993-94	31	358	11.5
5.	Reggie Mosley	1999-02	63	532	8.4
	Tony Hill	1991-94	47	395	8.4
	Randy Fisher	1986-89	56	473	8.4
	Derrick Harris	1983-84	42	353	8.4
9.	Edward Jackson	1987-90	39	274	7.0
10.	Jimmy Francis	1982-85	84	473	5.6

### Punting (min. 60 punts)

No.	Player	Years	No.	Yds.	Avg.
1.	David Ashby	1993-94	62	2476	39.9

2.	Terry Mallory	1983-86	272	10,732	39.5
3.	Wayne DeVane	1995-97	134	5119	38.2
4.	Chad Mosley	1991-92	72	2735	38.0
5.	Travis Tidwell	2004-05	118	4481	38.0
6.	Kenn Barnett	1999, 02-04	210	7903	37.6
7.	Brad Bauer	1982-84	63	2341	37.2
8.	Andy Gibbs	1998, 00	118	4331	36.7
9.	Steven Wright	2006-07	96	3485	36.3
10.	Brian Chestnutt	1989-91	68	2442	35.9

### Total Tackles

No.	Player	Years	UT	AT	Tot.
1.	Jessie Tuggle	1983-86	143	197	340
2.	Jesse Sutton	1995-98	119	180	299
3.	Ryan Branch	1993-96	156	142	298
4.	Ced Dickerson	1999-02	174	123	297
5.	Erasmus Harvey	1991-94	146	143	289
6.	Antonio Speed	1995, 97-99	139	148	287
7.	William Montford	2004-07	122	158	280
8.	Jimmy Francis	1982-85	120	134	254
9.	Lenny Parker	1983-84	109	139	248
10.	Two tied with				243

### Interceptions

No.	Player	Years	Ints.	Yds.	TD
1.	Dallis Smith	1983-86	21	209	0
2.	Jimmy Francis	1982-85	14	160	0
3.	Deon Searcy	1987-90	12	73	0
4.	<b>Sherard Reynolds</b>	<b>2005-</b>	<b>10</b>	<b>257</b>	<b>1</b>
	Wesley Brown	2000-03	10	220	0
	Tony Hill	1991-94	10	157	1
	Calvin Orr	1986-89	10	172	0
8.	Maurice Leggett	2004-07	9	170	2
	Chris Fowler	2002-03	9	35	0
	Ced Dickerson	1999-02	9	77	0
	Dennis Smith	1983-86	9	64	0

### Pass Deflections

No.	Player	Years	TFL
1.	Dallis Smith	1983-86	40
2.	Vaughn Clark	1996-99	28
3.	Deon Searcy	1987-90	27
4.	Ced Dickerson	1999-02	26
	Calvin Orr	1986-89	26
6.	Jimmy Francis	1982-85	25
7.	Maurice Leggett	2004-07	23
	Dennis Smith	1983-86	23

9.	Elliott Burkes	1999, 02-03	21
	Jarmal Stevens	1994-97	21

### Sacks

No.	Player	Years	Sacks
1.	Andre Hampton	1991-94	34.0
	Antonio Edwards	1989-92	34.0
3.	Robert Morris	1986-89	29.0
4.	Marlin Adams	2000-03	28.0
5.	Richard Freeman	1996-97	22.0
6.	Antonio Speed	1995, 97-99	20.0
7.	Tim Thompson	2002-05	17.5
8.	Arto Vartanian	1997-98	16.0
9.	Tommy Johnson	1994-95	15.0
10.	Shay Williams	1992-95	14.0

### Tackles For Loss

No.	Player	Years	TFL
1.	Tim Thompson	2002-05	49.0
2.	Marlin Adams	2000-03	48.5
3.	Antonio Speed	1995, 97-99	41.0
4.	Jesse Sutton	1995-98	40.0
5.	Dewayne Smith	2001-02	39.0
6.	Reggie Rhodes	2001-02	28.0
7.	Fatari Lyons	2001-02	27.0
	Robert Morris	1986-89	27.0
9.	Mike Fowler	1999-01, 06	26.5
10.	Jason Cost	2000-03	26.5



## COACHING RECORDS

### By Total Victories

Coach	Years	W	L	T	PCT
Chris Hatcher	2000-06	76	12	0	.864
Hal Mumme	1993-96	40	17	1	.698
Mike Cavan	1986-91	37	22	2	.623
Mike Kelly	1997-99	15	16	0	.484
Jim Goodman	1982-84	15	17	1	.470
<b>David Dean</b>	<b>2007-</b>	<b>13</b>	<b>1</b>	<b>0</b>	<b>.929</b>
Jim Berryman	1985	5	6	0	.455
Mark Nelson	1999	0	2	0	.000

### By Winning Percentage

Coach	Years	W	L	T	PCT
<b>David Dean</b>	<b>2007-</b>	<b>13</b>	<b>1</b>	<b>0</b>	<b>.929</b>
Chris Hatcher	2000-06	76	12	0	.864
Hal Mumme	1993-96	40	17	1	.698
Mike Cavan	1986-91	37	22	2	.623
Mike Kelly	1997-99	15	16	0	.484
Jim Goodman	1982-84	15	17	1	.470
Jim Berryman	1985	5	6	0	.455
Mark Nelson	1999	0	2	0	.000

# THE VALDOSTA STATE ATHLETIC FIELDHOUSE



## OPENING JANUARY 2009

- 3,485 square foot Football Coaches Suite
- 3,265 square foot Football Locker Room with 126 lockers
- 7,690 square foot state-of-the-art Weight Room, including 108 foot long speed track
- 2,437 square foot state-of-the-art Athletic Training Room
- 3,723 square feet meeting rooms, including 1,520 square foot computer lab
- 2,772 square foot Soccer Suite for future expansion
- Two full-size lighted Football Practice Fields
- Available space for future Soccer Field



## 2008 SCHEDULE

<u>DAY</u>	<u>DATE</u>	<u>OPPONENT</u>	<u>LOCATION</u>	<u>TIME</u>
SAT.	AUG. 23	FORT VALLEY STATE (CBSTV)	Bazemore-Hyder Stadium	8 pm
SAT.	AUG. 30	at Newberry	Newberry, S.C.	1:30 pm
SAT.	SEPT. 13	*at Southern Arkansas	Magnolia, Ark.	8 pm
SAT.	SEPT. 20	*OUACHITA BAPTIST	Bazemore-Hyder Stadium	7 pm
SAT.	SEPT. 27	*at West Alabama	Livingston, Ala.	8 pm
THURS.	OCT. 2	*DELTA STATE (GSCTV)	Bazemore-Hyder Stadium	8 pm
SAT.	OCT. 11	*at Henderson State	Arkadelphia, Ark.	4 pm
SAT.	OCT. 18	*HARDING (HC)	Bazemore-Hyder Stadium	1 pm
SAT.	OCT. 25	*at North Alabama	Florence, Ala.	7 pm
THURS.	OCT. 30	*WEST GEORGIA (GSCTV)	Bazemore-Hyder Stadium	8 pm

All times Eastern; \* - Gulf South Conference Opponents; HOME GAMES at Bazemore-Hyder Stadium; (CBSTV) - CBS SPORTS NETWORK Broadcast (GSCTV) - Gulf South Conference Game of the Week; (HC) - Homecoming