

Ti-PILLARED CLAYS: SYNTHESIS AND GENERAL CHARACTERIZATION

AMAYA ROMERO*, FERNANDO DORADO, ISAAC ASENCIO, PRADO BELEN GARCÍA AND JOSÉ LUIS VALVERDE

Departamento de Ingeniería Química, Facultad de Químicas/Escuela Universitaria de Ingeniería Técnica Agrícola, Universidad de Castilla-La Mancha, Campus Universitario s/n, 13004 Ciudad Real, Spain

Abstract—This review is concerned with the synthesis and physical-chemical characteristics of a specific type of modified clay material: Ti-PILCs. The two general synthetic procedures and the main problems associated with the scale-up synthesis of these pillared materials are discussed in detail. The general characteristics of Ti-PILCs in terms of basal spacing, pillar homogeneity, surface area, microporosity, mesoporosity, pore size and distribution, thermal resistance and acidity are discussed in depth. Likewise, the most important synthesis parameters that have a clear and marked influence on the final characteristics of the materials are summarized.

Key Words—Alkoxide, Clays, PILCs, Review, Synthesis, TiCl_4 , Titanium.

INTRODUCTION

Pillared clays (PILCs)

The escalation of oil prices in 1973 confronted the oil industry with the problem of how to maximize the processing of crude oil, especially the heavy fractions, to give gasoline components. Strong impetus was thus given to the development of catalysts with relatively large pore sizes, which were able to deal with larger molecules than the existing molecular sieves, and with good thermal and hydrothermal stability. The oil embargo in 1973 therefore acted as a stimulus for the investigation and development of PILCs (Vaughan, 1988).

The synthesis of metal oxide-pillared clays was first reported in the 1970s (Brindley and Sempels, 1977; Lahav *et al.*, 1978; Rees *et al.*, 1980; Vaughan *et al.*, 1979) and has been the subject of numerous studies since then (Arfaoui *et al.*, 2005a; Bahranowski *et al.*, 1998a, 1998b; Burch, 1988; Figueras, 1988; Klopogge, 1998; Maes *et al.*, 1997; Pinnavaia, 1983; Sun *et al.*, 2006; Yamada *et al.*, 1991). These materials contain metal oxide pillars that sustain the clay sheets and lead to the formation of a bi-dimensional porous network.

The use of inorganic hydrated polyoxocations as pillaring agents provided thermally stable pillared clays with large specific surface areas (Klopogge, 1998). Several single and mixed-oxide pillars have been prepared using polycationic species of Al, Zr, Ti, Fe and Cr, amongst others (Burch and Warburton, 1986; Cañizares *et al.*, 1999; Klopogge, 1998; Sterte, 1986, 1991; Yamanaka and Hattori, 1988). Properties such as acidity, surface area and pore-size distribution of PILCs offer new shape-selective catalysts that are similar to the

zeolites. Nevertheless, the thermal stability of these systems, which is less than that of zeolites, limits their use as catalysts to specific reactions that are performed at relatively low temperatures.

Layered silicates of the smectite group, especially montmorillonite, beidellite, hectorite and saponite, are naturally occurring clays that are commonly utilized in the preparation of pillared clays due to their low charge density and their swelling ability (Cañizares *et al.*, 1999; Cheng, 1999). Other than the smectite clays, pillared derivatives of a different clay ('rectorite') with a thick basal layer have been prepared (Guan *et al.*, 1986) and these materials have thermal and hydrothermal stability similar to that of faujasite zeolites.

The preparation of PILCs is based on the swelling properties of smectites and involves the compensation of the clay layer charge by large polymeric and oligomeric hydroxymetallic cations formed by hydrolysis of metallic salts. The reaction between the polycations and the clay, which involves the substitution of the exchangeable cations in the interlayer space of the clay by the inorganic polyoxocations, is usually known as a 'cationic exchange reaction'. Such an exchange can be easily accomplished by swelling the clay in any suitable polar solvent to form a suspension and mixing the desired replacement cations with this suspension. After the reaction, the resulting suspension is separated and washed to give the intercalated clay. The calcination of this material at a moderately high temperature leads to their dehydration and dehydroxylation resulting in oxidic pillars bound to the layers. Depending on the pillar species used, the resultant PILCs have interlayer-free spacings that are expanded to 4–20 Å and surface areas of 200–400 m²/g. The pore size of PILCs depends on the calcination temperature; at high calcination temperature (>700°C) the microporous structure collapses and results in large pores, whereas PILCs calcined at 400–600°C behave as bidimensional molecular sieves (Tichit *et al.*, 1985).

* E-mail address of corresponding author:

amaya.romero@uclm.es

DOI: 10.1346/CCMN.2006.0540608

A wide variety of factors can influence the intercalation/pillaring process. This situation makes comparison of the results obtained by different authors difficult and leads to non-reproducible results. These factors include the nature of the host clay used as the parent material, the nature of the metallic cation, the hydrolysis conditions (concentration, time and ageing), the reaction time, the synthesis temperature and, finally, the washing, drying and calcination processes. In summary, the final properties of the PILCs depend heavily on synthesis conditions and on the thermal history of each sample.

Ti-pillared clays (Ti-PILCs)

Ti-pillared clays are solids that present an ordered arrangement in their structure and have a basal spacing of ~25 Å. These materials have a structure that consists of sheets separated by TiO₂ particles that are small but sufficiently large to allow the adsorption of different compounds.

Research on Ti-PILCs was initiated by Sterte (1986) who first reported the synthesis of Ti-pillared montmorillonite using TiCl₄ in hydrochloric acid solution. Ti-PILCs are synthesized by charge compensating the original cations of the host clay with large Ti polyoxocations which are produced by hydrolysis of different metal oxides or salts. After calcination, the polymeric cations are transformed into titanium oxide (TiO₂). Thus, the formation of Ti-PILCs can be described as the fixing of TiO₂ inside the clay to give the final product. Einaga (1979) demonstrated that the polymeric species are probably linked by Cl bridges (TiO-Cl...TiOCl)_n and suggested the existence of [(TiO)₈(OH)₁₂]⁴⁺ species, although the complex structure was not determined.

In spite of the interesting catalytic properties of Ti-based catalysts, Ti-PILCs have received considerably less attention than other pillared clays. Among the pillared clays, Ti-PILCs have the following remarkable characteristics: (a) greater interlayer spacing [~ 16 Å vs. ~ 10 Å for Al-PILCs or Zr-PILCs (Lahav *et al.*, 1978; Yamanaka and Brindley, 1979)], (b) high thermal and hydrothermal stability, which is comparable with that of Al-PILCs and Zr-PILCs (Sterte, 1986), (c) large pore sizes that allow further incorporation of active species without hindering pore diffusion (Cheng *et al.*, 1996), (d) intercalation of TiO₂ between the SiO₂ tetrahedral sheets is probably the best way to obtain a pillared clay with high values of both surface area and acidity (Yang and Chen, 1995) and (e) Ti-PILC-based catalysts have proved to be excellent for the selective catalytic reduction (SCR) of NO by NH₃ or hydrocarbons (Bahranowski *et al.*, 1999; Li, W. *et al.*, 1997; Yang and Chen, 1995), with their activity slightly decreased by H₂O and SO₂. This behavior is different from that of Cu-ZSM-5, which is strongly deactivated by H₂O and/or SO₂ (Cheng *et al.*, 1996; Kato *et al.*, 1981).

Titanium chemistry is very complex. Titanium has been known for quite some time to form polymeric

species in solution (Nabivanets and Kudritskaya, 1967). Several factors can affect Ti hydrolysis and polymerization and, therefore, influence the final characteristics of the Ti-PILC. Bernier *et al.* (1991) studied the influence of temperature on Ti-PILC by hydrolysis of TiCl₄ with HCl. Several authors (Khalfallah Boudali *et al.*, 1994; Nabivanets and Kudritskaya, 1967) have prepared Ti-pillared montmorillonite by intercalating polymeric cationic species by hydrolysis of TiCl₄ with HCl and H₂SO₄. Those authors carried out detailed studies on the experimental conditions for the hydrolysis of TiCl₄ with HCl. It was found that the physicochemical properties of pillared clays depend on several synthesis parameters, including the concentration of the metal ion and the method of preparation. Yamanaka *et al.* (1987) reported intercalation with Ti(OC₃H₇)₄ hydrolyzed in the presence of HCl. The same procedure was used by Choudary *et al.* (1990b). Del Castillo *et al.* (1997) studied the affect of the nature of the Ti alkoxides and the nature of acid used in the hydrolysis step. Finally, Valverde *et al.* (2002, 2003) reported the synthesis of Ti-PILCs by varying the nature of the Ti precursors hydrolyzed by HCl. These different methods proved to be suitable for the preparation of Ti-PILC.

Recently, new methods have been developed to prepare Ti-PILCs. Yoda *et al.* (2004) prepared Ti-pillared montmorillonite using supercritical CO₂: firstly, alkyltrimethylammonium cations were exchanged with interlayer cations in aqueous solution and, secondly, Ti isopropoxide dissolved in supercritical CO₂ was intercalated by hydrolysis with adsorbed water present in the interlayer space. The advantages of microwave dielectric heating were exploited recently in the synthesis of pillared clays (Fetter *et al.*, 1997, 2003; Gabriel *et al.*, 1998; Martinez-Ortiz *et al.*, 2003; Monsef-Mirzai *et al.*, 1999).

Applications of pillared clays

The main studies aimed at the application of pillared clays have, not surprisingly, concerned heterogeneous catalysts. It was found that if the cationic species itself was catalytically active, the resultant PILC would also be catalytically active. Additional applications have been found in fields as diverse as environmental uses, thermal insulators, pigments, electrodes and membranes (Arfaoui *et al.*, 2005b; Purnell, 1990; Serwicka and Bahranowski, 2004; Vercauteren *et al.*, 1997).

These materials are very active in cracking processes and demonstrate significant selectivity for larger product molecules (Adams, 1987). In this respect, a special issue of the journal *Catalysis Today* was published (Burch, 1988) and a review written by Figueras (1988). However, the original aim of using these materials as catalysts for FCC (fluidized catalytic cracking) was unsuccessful due to their poor hydrothermal stability. Nevertheless, the investigation of PILCs has continued, especially with respect to their applications in organic

reactions catalyzed by acids (Corma, 1997; Occelli *et al.*, 1985) as well as other types of functionality endowed by the pillar species.

The PILCs with large surface areas can also be used as supports for metal catalysts to achieve homogeneous dispersion, increased adsorption area of reactants and shape selectivity. The pillar itself may incorporate a second functionality in catalytic reactions. The use of clays pillared with transition metal oxides has been extended to reactions such as dehydrogenation of cyclohexane to benzene, the Fischer-Tropsch synthesis, hydrotreatment, selective catalytic reduction (SCR) of NO, and selective organic transformations.

Specifically, Ti-PILCs have been tested in various processes such as the transformation of *m*-xylene (Molina *et al.*, 1994), the selective dehydration of 1-phenylethanol to 3-oxa-2,4-diphenylpentane (Gil *et al.*, 1996), the hydroxylation of phenol (Del Castillo *et al.*, 1996), the epoxidation of allylic alcohol (Choudary *et al.*, 1990a, 1990b; Khalfallah-Boudali *et al.*, 2000) and the SCR of NO by NH₃ or hydrocarbons (Chae *et al.*, 2004; Chmielarz *et al.*, 2004a, 2004b; Khalfallah-Boudali *et al.*, 2005; Yang *et al.*, 1998).

The objective of the present work is to report the main findings concerning the synthesis and characterization of Ti-pillared clays. The influence of the different parameters on both the preparation of these materials and the resulting physical properties are reviewed.

SYNTHESIS OF Ti-PILLARED CLAYS

In general, two different methods to create Ti complexes suitable for pillaring processes have been reported in the literature (Bovey *et al.*, 1996; Kooli *et al.*, 1997; Lin *et al.*, 1993). The first approach to the preparation of Ti complexes in solution is the addition of TiCl₄ to HCl, followed by dilution with distilled water and ageing for several hours prior to use as a pillaring agent (Bernier *et al.*, 1991; Ramos-Galvan *et al.*, 1997; Sterte, 1986; Yang *et al.*, 1992). The second approach is based on the hydrolysis of Ti alkoxides in HCl solution (Choudary *et al.*, 1990b; Fantan-Torres *et al.*, 1992; Malla *et al.*, 1989; Martinez-Ortiz *et al.*, 2003; Valverde *et al.*, 2002, 2003). Both methods have proven to be suitable for the preparation of Ti-PILCs although the first approach requires careful handling of the TiCl₄. A modification of the second method, using supercritical CO₂, has been developed for the synthesis of PILCs. This route consists of two steps: (1) the hydrophobitization of the interlayer space of the clay using an organic ion-exchange method with interlayer cations in aqueous solution; and (2) the intercalation of a metal alkoxide dissolved in supercritical CO₂ followed by hydrolysis with adsorbed water present in the interlayer space (Yoda *et al.*, 2004).

The first step in the synthesis of PILCs (although not always performed if the clay is naturally refined) is the

purification of the natural clay to reduce the content of quartz, cristobalite and organic impurities. This step can be achieved, for example, by means of conventional sedimentation techniques (Bernier *et al.*, 1991). Subsequently, the purified clay is sometimes exchanged, generally with aqueous NH₄OH (or NaCl), to provide materials of uniform exchange properties. The exchanged clay then has to be washed in order to remove excess ions (Na⁺, NH₄⁺ and OH⁻). Next, the clay is suspended in a polar solvent (generally water) and kept at room temperature for several hours to swell the clay.

The first procedure to prepare Ti-PILCs consists of adding TiCl₄ to a solution of HCl, which can be diluted with deionized water under vigorous stirring to obtain a final solution with a certain Ti concentration (generally ~1 M). This solution has to be aged for several hours prior to use.

The second procedure involves the preparation of a pillaring agent solution using an appropriate Ti alkoxide, which is hydrolyzed in HCl or CH₃COOH solution (Kitayama *et al.*, 1998; Ooka *et al.*, 2004). The resulting white slurry can be aged for 3–8 h with stirring at room temperature or at a given temperature (usually in the range 50–80°C) to obtain a titanium sol (Ti⁴⁺ sol) solution. Different Ti alkoxides have been used: tetraisopropoxide (Martinez-Ortiz *et al.*, 2003; Ooka *et al.*, 2003), methoxide, ethoxide, butoxide (Valverde *et al.*, 2003). Tetra-*n*-butyl titanate has also been used as the Ti precursor (Sun *et al.*, 2006).

The subsequent step involves exchange of the cations located between the clay layers with the previously formed Ti oligomers. The pillaring Ti solution is then added dropwise to the clay suspension followed by ageing at room temperature for 10–15 h. The solid then has to be separated from the solution by centrifugation and washed with deionized water. The aim of the washing stage is to remove excess Cl⁻ ions, which prevent diffusion of the polyoxocations within the interlayer spacing (Pesquera *et al.*, 1991). The solid may subsequently be air dried in a furnace at low temperature (30–60°C).

Finally, the material has to be calcined. Generally, the calcination temperature is <500°C. In some cases the pillared material can be hydrothermally treated before calcination and this is generally performed using an autoclave (Ooka *et al.*, 1999). The treatment temperatures and times are usually in the range 200–300°C and 1–24 h, respectively. The aim of the hydrothermal treatment is usually to increase the catalytic activity of the pillared materials due to the crystallization of the TiO₂ pillars to anatase without altering the porosity.

In general, most authors synthesized Ti-PILCs using one of the procedures outlined above. The differences between the processes consist of the variation of synthesis parameters such as: Ti concentration of the solution resulting from adding TiCl₄ to HCl; concentra-

tion of the HCl solution; HCl/Ti molar ratio; temperature at which the pillaring solution is prepared; clay suspension concentration; mmol of Ti/g of clay ratio; and calcination temperature.

GENERAL CHARACTERIZATION OF Ti-PILCS

Ti-PILCs are materials with large micropore areas and basal spacings in the range 20–25 Å. A specimen for examination by X-ray diffraction (XRD) in the low-angle range must be prepared by spreading the wet catalyst onto a glass slide and drying in air. An XRD spectrum of a Ti-PILC, synthesized using a purified bentonite (particle size <2 µm), consisting of montmorillonite in its Na-form, cation exchange capacity (CEC) of 94 meq/100 g of clay and chemical analysis (wt.%): SiO₂, 52.22; Al₂O₃, 16.81; Fe₂O₃, 3.84; Na₂O, 1.26; MgO, 0.88; CaO, 0.74; K₂O, 0.80 is shown in Figure 1a. It shows broad bands rather than sharp peaks, indicating the semi-crystalline nature of Ti-PILCs. The XRD spectrum usually has a diffraction peak at very low values for the 2θ angle; these are due to the basal reflection of the silicate layers (reflection from the (001) plane) and are typical of pillar formation (Ooka *et al.*, 2004). A second peak at higher values (6–8°2θ) is also detected in some cases (Del Castillo *et al.*, 1997; Valverde *et al.*, 2002). The assignment of this second peak to a polynuclear Ti species that is smaller in size (this leads to a lower degree of opening of the clay layers) is supported by the presence of the peak characteristic of the raw clay and by the variation of the intensity of these peaks during thermal treatment (Valverde *et al.*, 2002): upon increasing the calcination temperature, the intensity of the 001 reflection increases, whereas that in the 6–8°2θ range decreases. This has been ascribed to the polymerization of the Ti polyoxocations, to the existence of different hydration states, to the loss of adsorbed water of hydration (Del Castillo *et al.*, 1997), and even to the different structures of Ti

oxide (Wahlbeck and Gilles, 1966) – all of which could generate a more homogeneous pillar distribution. The absence of the peak at 6–8°2θ would indicate that the material is reasonably oriented and has a good pillared structure (Ooka *et al.*, 1999, 2003, 2004). In summary, a proportion of the oriented silicate layers seem to show a basal reflection, and the partially disordered structure caused by delamination could weaken the basal reflection and give rise to higher-order reflections.

The interlayer spacing of the pillared clays is calculated by subtracting the thickness of the silicate layer (9.6 Å) from the basal spacing of the 001 reflection. This parameter is not generally affected by calcination temperatures of <500°C, which suggests that the Ti species are deposited principally between the silicate layers (Yamanaka *et al.*, 1987). However, it is conceivable that some of the Ti polymers remain at the morphological surface of the clay crystallites. At ~600°C a significant decrease in the basal spacing values generally occurs due to the collapse of the clay structure.

X-ray diffraction measurements over a wide-angle range provide information on the crystalline state of the TiO₂ pillar (Figure 1b). The crystalline size of TiO₂ could be calculated from the integral width of the anatase 101 diffraction (~25–26°2θ) using Scherrer's equation. This calculation would not be justified for fairly crystalline TiO₂ (anatase and possibly rutile), which suggests the presence of extra titania in the structure (example in Figure 1b). A number of authors have synthesized Ti-PILCs, the estimated basal spacing of which is in close agreement with the corresponding crystalline size of TiO₂ (Ooka *et al.*, 2004) and other authors have found the particle size of the TiO₂ pillar to be greater than the basal spacing (Shimizu *et al.*, 2002; Sun *et al.*, 2006).

The surface areas of pillared clays are typically obtained by applying the BET equation to the N₂ adsorption isotherm. Textural analyses of Ti-PILCs have shown that BET surface areas are in the range

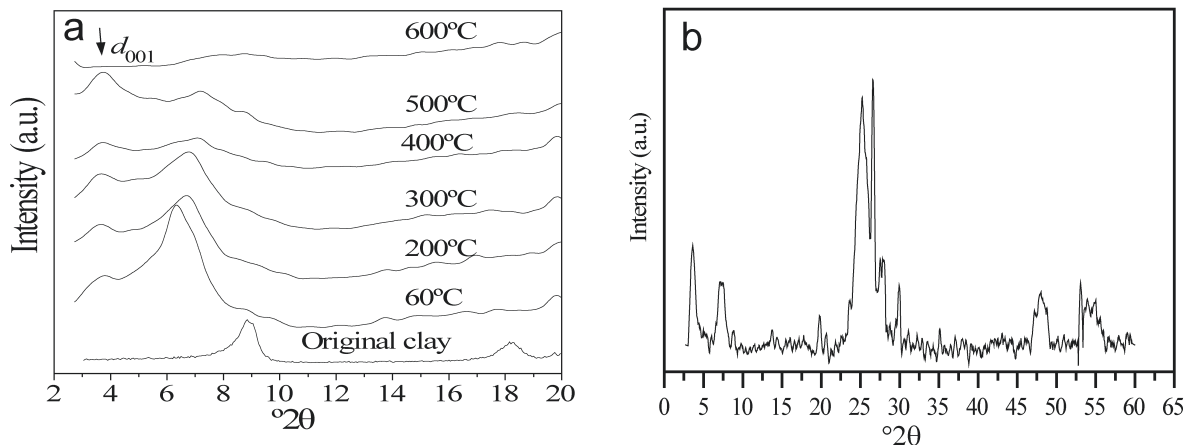


Figure 1. (a) General XRD patterns in the low-angle range of a Ti-PILC calcined at different temperatures (Valverde *et al.*, 2003); (b) XRD pattern of a Ti-PILC calcined at 400°C.

200–400 m²/g. The specific surface area of the initial clay is generally small (<100 m²/g) and, therefore, the large surface areas of Ti-PILCs indicate successful pillaring. This characteristic also indicates that TiO₂ pillars are intercalated into the silicate layers of the clay and that Ti deposited on the outer surface of the clay in the form of a separate anatase phase is probably not predominant (Chmielarz *et al.*, 2004a; Shimizu *et al.*, 2002). Thermal treatments to transform the polycations into oxide pillars below 500°C do not usually affect specific surface areas and so it is possible to ensure that Ti-PILCs exhibit good thermal stability (Arfaoui *et al.*, 2006; Bernier *et al.*, 1991; Khalfallah-Boudali *et al.*, 1994; Sterte, 1986; Yamanaka *et al.*, 1987). In most cases the specific surface areas of Ti-PILCs decrease after calcination but remain above 200 m²/g at 500°C. This decrease in surface area has been related to the dehydroxylation of the clay and Ti pillars, but not to the sintering of the Ti pillars (Del Castillo, 1993). According to Zhu *et al.* (1995), the reduction in the surface areas and micropore volumes in PILCs upon increasing the calcination temperatures could be due to changes in the Hoffman Klemen effect, *i.e.* heating causes irreversible migration of small cations to the vacant octahedral sites in the clay layers and partial collapse of the structure occurs. According to Valverde *et al.* (2002, 2003) the main reason for the reduction in the surface area (mainly the microporous area) at high temperatures is the dehydroxylation and sintering occurring within the structure of the pillared clays. Both the BET surface area and total pore volume of Ti-PILCs are usually markedly reduced at temperatures of 600°C or more. Thus, the porous structure is destroyed upon calcination at temperatures above 600°C (Ooka *et al.*, 1999; Valverde *et al.*, 2003).

Although the forms of the isotherms for Ti-PILCs are a little different from one another, representative N₂ adsorption/desorption isotherms of Ti-PILCs are shown in Figure 2. The shape of the isotherm corresponds to type IV (Kooli *et al.*, 1997; Kostoglod *et al.*, 1998; Ooka *et al.*, 2004; Sychev *et al.*, 2000) according to the Brunauer, Deming, Dering and Teller (BDDT) classification (Sing *et al.*, 1985); such an isotherm is characteristic of solids including both micro- and mesopores. According to Gil *et al.* (1994), two different types of micropores of different size can be present in PILCs: ultramicropores (filled with N₂ at lower relative pressure) and supermicropores (filled at higher relative pressure). Ti-PILCs usually contain a significant amount of supermicropores (Valverde *et al.*, 2003). The presence of an H3-type hysteresis loop would indicate some degree of mesoporosity (slit-type mesopores). According to Hutson (1999), the mesoporosity arises from stacking defects inherent in the clay itself, as shown by the hysteresis loop seen in the adsorption isotherm of the unpillared clay (not shown). These stacking defects are the result of the attraction between negatively charged

basal surfaces and positively charged crystal edges to form an internal ‘house of cards’ structure (Van Olphen, 1963). According to Maes *et al.* (1997), it is possible that a proportion of the TiO₂ particles do not penetrate the layer due to their polymeric character and they are deposited as a TiO₂ phase on the external surface of the clay layers. This coating could bring about a large amount of mesopores in the pillared material and this can be assessed if the pillared material exhibits a distorted isotherm with H1 type hysteresis, both of which are typical of corpuscular systems (oxide gel structures). According to Sun *et al.* (2006) the larger the size of the TiO₂ intercalated in the silicate layers the weaker the hysteresis isotherm.

The pillaring species are only responsible to a certain extent for the porosity; another important factor is the orientation of the clay layers (Maes *et al.*, 1997). Clay layers can be stacked in a face-to-face, face-to-edge or edge-to-edge orientation depending on the layer size, the surface charge density and the interlamellar cation. The orientation of the clay layers is also influenced by the drying conditions; rapid drying fixes the random orientation of the clay tactoids, while slow drying favors a more ordered settlement of the tactoids.

The microporous structure of pillared clays is characterized by the distance between the clay layers and the distance between the intercalated oxides (pillars); these are the interlayer and interpillar spacing, respectively. The interlayer spacing depends on the chemical nature and the height of the intercalating

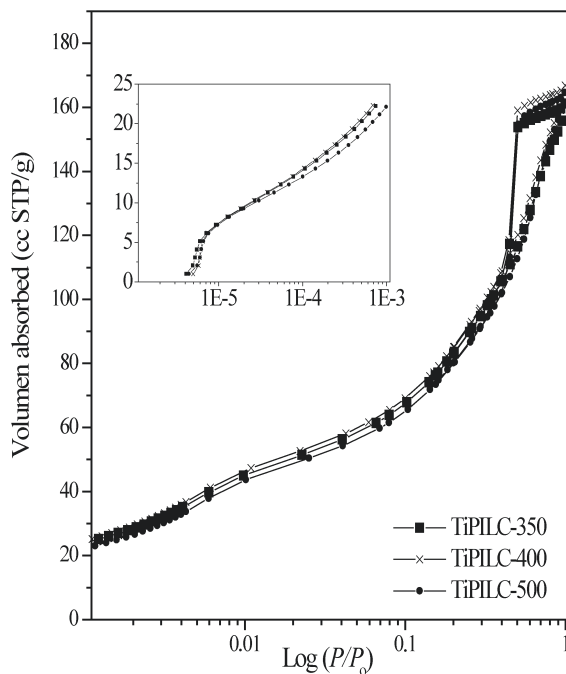


Figure 2. Nitrogen adsorption/desorption isotherms of a Ti-pillared clay calcined at different temperatures (Valverde *et al.*, 2003).

species. On the other hand, the interpillar distance is mainly related to the density of pillars, *i.e.* the number of intercalating species introduced between the layers, which in turn depends strongly on the extent and the distribution of the charge density on the clay layers (Ge *et al.*, 1994) and also on the size of the pillars and the oligocation charge. Both interlayer and interpillar spacings can be modified during the calcination step of the synthesis procedure when phenomena such as elimination of organic parts of the polycations and dehydration or sintering of the pillars take place (Figueras, 1988; Sterte and Shabtai, 1987; Toranzo *et al.*, 1998). It has been proposed that it is the interpillar rather than the interlayer distance that controls the pore-size distribution of pillared clays (Yang and Baksh, 1991). This distance depends on the number of pillars introduced between the clay layers and this, in turn, is mainly related to the amount of exchangeable cations of the clay (CEC). Therefore, the CEC can be a key factor for the optimization of the synthesis procedure in order to obtain pillared clays with a desired population of pillars and controlled pore-size distribution (Suzuki *et al.*, 1991). On the other hand, the CEC of the clays is only partially compensated by the charge of the oligomers because some proportion of the exchangeable cations on the clay remains unchanged (Suzuki *et al.*, 1991). Besides, intercalation agents are usually prepared by partial hydrolysis of solutions of the cations and their size and polymerization degree is not always well established. All of these facts make it extremely difficult to calculate the effective charge of the pillars. This problem can be solved by measuring the residual CEC of the clays after pillaring with Ti species. The residual CEC provides an approximate estimation of the clay layer charges that are not compensated by positively charged Ti species (pillars and oligomers).

In many cases the Ti-PILCs microporous region contains a bimodal pore-size distribution (Gil *et al.*, 1994; Hutson, 1999; Hutson *et al.*, 1998; Valverde *et al.*, 2003). A wide mesopore size distribution is usually characteristic of this type of catalyst. According to Maes *et al.* (1997) the larger pores are probably due to the external mesoporous TiO₂ phase and are usually present in small numbers if the material is well pillared. However, it is not possible to talk about a general Ti-PILC pore-size distribution because, as mentioned above, this characteristic depends on many factors, such as drying or calcination conditions.

As far as thermal behavior is concerned, the low level of thermal stability is the common drawback associated with pillared clays. Ti-PILCs are stable materials at temperatures <500°C. A representative TGA plot of a Ti-PILC (Figure 3) shows a defined weight loss <150°C due to dehydration (loss of physically adsorbed water). A slight weight loss in the range 150–500°C is attributed to the removal of excess water adsorbed within the pillared interlayer region and dehydroxylation of the

pillars (Occelli and Tindwa, 1983). Dehydroxylation continues between 500 and 875°C. As a result, only a small step is observed up to ~600°C and this is related to the collapse of the clay layers (Bagshaw and Cooney, 1993). The dehydroxylation temperature can be related to the thermal stability of the pillared samples (Kurian and Sugunan, 2005; Valverde *et al.*, 2003).

The acidity of pillared clays originates from the clay layer, from the pillaring agent, or from an interaction between these two factors. The pillars are the main source of Lewis-type acidity, while a weak Bronsted acidity arises from structural hydroxyl groups of clay layers (Chevalier *et al.*, 1994; Chmielarz *et al.*, 2004b; Matsuda *et al.*, 1988). The NH₃ desorption spectra of pillared clays are complex. However, it is supposed that the low-temperature peak, centered at 150–190°C, is mainly due to desorption of ammonia bound to weak Bronsted acid sites and physisorbed ammonia molecules, while high-temperature maxima can be attributed to desorption of NH₃ from Lewis acid sites. The NH₃ desorption spectrum of Ti-PILCs is typically spread in the temperature range 110–500°C, indicating a high degree of strongly chemisorbed NH₃ that desorbs in the high-temperature region ($T > 250^\circ\text{C}$) (Bernier *et al.*, 1991; Bagshaw and Cooney, 1993; Chmielarz *et al.*, 2004a). These materials are therefore characterized by greater Lewis acidity.

INFLUENCE OF THE MOST IMPORTANT SYNTHESIS PARAMETERS

The physicochemical properties of the pillared clays depend on several synthesis parameters, including the concentration of the metal ion, the temperature, the method of preparation and the nature of the host clay. For this reason, an extensive study concerning the most important synthesis parameters related to Ti-pillared clays will be given at this point.

Del Castillo (1993) demonstrated that the amount of Ti that can be intercalated as the appropriate polycation is related to the pH of the intercalation solution. A pH

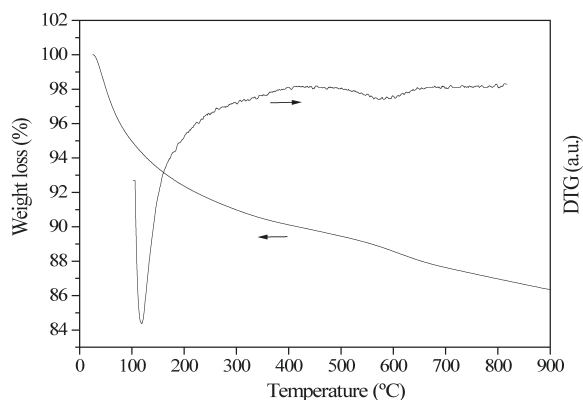


Figure 3. TG and DTG curves of a Ti-PILC (Valverde *et al.*, 2003).

value >1 would increase the degree of polymerization and the Ti polycation exchange, whereas a pH value >1.8 should lead to Ti oxide precipitation. Khalfallah Boudali *et al.* (1994) found that the structural properties of the pillars obtained by varying the acid are due to the different natures of the polymeric cationic species. According to Valverde *et al.* (2002) the optimal HCl/Ti molar ratio to give Ti-PILCs with homogeneous pillar distribution and good textural characteristics is in the range 2–2.5.

On the other hand, the speed of addition of the pillaring solution to the clay suspension has been related to the homogeneity of the pillar (Valverde *et al.*, 2002) on the basis that the intensity of the 001 reflection increases at lower addition speeds. The influence of the speed of addition on the pillaring process has been explained in terms of the ion-exchange process. Thus, pillared samples with a low Ti content have been prepared with high addition speeds, meaning that it is possible to claim that the insertion of the hydrolyzed polynuclear Ti species as pillars is enhanced when a slow addition speed of the pillaring solution to the clay suspension is used. The contact time of the pillaring solution and the clay suspension has to be sufficient to achieve ion exchange (10–14 h) and this factor does not have a significant influence on the final characteristics of the resulting material in this time period.

The synthesis temperature is also an important parameter that can again be related to the extent of the ion exchange process as well as to the nature of the Ti species in solution formed at a given temperature. Several investigations have demonstrated that the pillaring process at room temperature ($\sim 20^\circ\text{C}$) is the most suitable for the synthesis of Ti-PILCs (Bernier *et al.*, 1991; Valverde *et al.*, 2002; Vicente *et al.*, 2001). Valverde *et al.* (2002) found that Ti-PILCs synthesized at higher temperatures (60°C) gave rise to a heterogeneous pillar distribution and a proportion of the raw clay remaining in the sample. Similar results were reported by Bernier *et al.* (1991) on using TiCl_4 as the Ti source. In the same way, the textural characteristics were worse and Ti contents lower in Ti-PILCs synthesized at temperatures below room temperature in comparison to pillared clays synthesized at room temperature.

Besides TiCl_4 , different Ti alkoxides have been described in the literature as a source of Ti (Del Castillo *et al.*, 1997; Mogyorosi *et al.*, 2003; Valverde *et al.*, 2003; Vicente *et al.*, 2001). These studies demonstrated that the properties of the alkoxide group, *e.g.* the length of the chain, can affect the ion-exchange process and, therefore, the structure of the pillars. According to Vicente *et al.* (2001), intercalation with TiCl_4 and $\text{Ti}(\text{EtO})_4$ strongly affects the structure of the clays, not by acid attack on the octahedral sheet but through the disaggregation of particles (Vicente *et al.*, 2001). In general, $\text{Ti}(\text{isop})_4$ has been found to be less aggressive to the clays.

The great influence of the polycation/clay ratio on the constitution and distribution of the pillars has been reported previously in the literature (Del Castillo *et al.*, 1997; Mogyorosi *et al.*, 2003; Sánchez and Montes, 1998; Sterte, 1986). In general, an increase in the amount of Ti source hydrolyzed and added to the clay suspension leads to an increase in the amount of TiO_2 incorporated between the clay layers that form the pillars. This in turn leads to an increase in the specific surface area of the material. Nevertheless, a very high level of Ti added in the pillaring procedure could negatively affect the physicochemical and textural characteristics. This fact has been ascribed to the intercalation of different Ti species between the clay layers (of different sizes) or bulk TiO_2 on the external surface (Valverde *et al.*, 2003).

The clay concentration in the suspension is a fundamental variable in the preparation of pillared clays on an industrial scale for moderate preparation volumes. The conventional synthesis of pillared clays requires a very dilute aqueous medium (Cañizares *et al.*, 1999; Del Castillo, 1993; Del Castillo *et al.*, 1997; Yoneyama *et al.*, 1989). In order to reduce the amount of water needed in the synthesis (*i.e.* to increase the amount of pillared clay obtained in each synthesis), samples involving more concentrated clay suspensions may be prepared (Pérez-Zurita *et al.*, 2005). In this way, the synthesis of PILCs from highly concentrated clay suspensions using a microwave oven has been reported (Monkaya and Jones, 1995) and the beneficial effects of ultrasound radiation in reducing the amount of water required has been investigated (Pérez-Zurita *et al.*, 2005). It is clear that the large amount of water used in the suspension preparation should require re-circulation of this resource. The use of acetone/water mixtures as the solvent has been reported as an alternative to increase the concentration of clay up to 30–50% (Storaro *et al.*, 1996, 1998). Unfortunately, the majority of the methods proposed in the literature are quite impractical for an industrial synthesis.

SCALE-UP SYNTHESIS

The proven applications of pillared clays in the fields of heterogeneous catalysis and adsorption, coupled with the small price of the raw material clays, have given rise to interest in the production of these materials on an industrial scale.

Most of the studies reported in the literature have been performed on pillared clays prepared on a laboratory scale, generally a few grams per batch. Studies of samples produced by scale-up preparation methods at the pilot level are almost non-existent in the open literature.

Over the past 15 years, considerable effort has been devoted to the standardization of procedures to produce industrial quantities of pillared clays. In order to scale up

the process successfully it is necessary to understand the successive steps involved in the preparation of these materials. Intercalation is generally carried out in dilute systems in which a dilute homo-ionic clay suspension is brought into contact with a dilute intercalating solution. This requires the handling of large suspension volumes during the preparation and the washing steps. Vaughan (1988) indicated the importance of three prerequisites for the manufacture of commercial catalysts: (1) use of the whole clay, with minimal or no refining; (2) pillaring of the clay without prior cationic exchange; (3) use of large concentrations of clay and polycations. These prerequisites have been considered by several authors (Gil and Gandía, 2000; Molina *et al.*, 1992; Perez-Zurita *et al.*, 2005; Schoonheydt and Leeman, 1992). In summary, control of the concentration and the minimization of washing volumes enables a scaled-up process to be developed (De Stefanis and Tomlinson, 2006). A reproducible scale up has been achieved using much reduced quantities of water (Koch *et al.*, 2004). The large quantity of water required for clean up is a factor that is often overlooked in laboratory studies.

Problems related to the scale up of small pilot production of Al- and Al/Fe-pillared clays have been addressed (Kaloidas *et al.*, 1995). The catalytic properties of these pilot samples have been evaluated in several reactions, *e.g.* terpene conversion (De Stefanis *et al.*, 1994), SCR of NO (Perathoner and Vaccari, 1997) and hydroconversion of heptane (Moreno *et al.*, 1996). Valverde *et al.* (2003) verified that Ti-PILCs produced on a pilot scale exhibited the typical physical characteristics generally found for such materials; namely, specific surface areas $>250 \text{ m}^2\text{g}^{-1}$, micropore volumes of $0.15 \text{ cm}^3\text{g}^{-1}$ and thermally resistant pillars. These values were, however, noticeably less than those obtained with laboratory samples, especially after calcination at relatively high temperatures. These observations indicate that the pilot preparation could still be improved. However, in spite of the differences in their textural properties, from the catalytic point of view, laboratory and pilot samples show very similar catalytic performances in different tests (*e.g.* the SCR of NO over Cu ion-exchanged Ti-PILCs).

CONCLUSIONS

The aim of this review is to provide the reader with a general overview of the synthesis and physical-chemical characteristics of a specific type of modified clay material: Ti-PILCs. The two general synthesis procedures used to produce these pillared materials are described in detail: (1) hydrolysis of TiCl_4 by HCl or H_2SO_4 ; and (2) hydrolysis of different Ti alkoxides by HCl. Additionally, new specific methods (which are based on the two listed above) such as the use of supercritical CO_2 and the use of microwave dielectric heating are also mentioned.

The general characteristics of Ti-PILCs – basal spacing, pillar homogeneity, surface area, microporosity, mesoporosity, pore size and distribution, thermal resistance and acidity – are discussed in depth. Likewise, the most important synthesis parameters that have a clear and significant influence on the final characteristics of the materials are summarized (the most important results are highlighted).

Finally, the main problems related to the scale-up synthesis of pillared clays and the most important studies concerning this subject are also covered.

REFERENCES

- Adams, J.M. (1987) Synthetic organic chemistry using pillared, cation-exchanged and acid-treated montmorillonite catalysts – A review. *Applied Clay Science*, **2**, 309–342.
- Arfaoui, J., Khalfallah Boudali, L. and Ghorbel, A. (2005a) Vanadia-doped titanium-pillared clay: Preparation, characterization and reactivity in the epoxidation of allylic alcohol (E)-2-hexen-1-ol. *Catalysis Communications*, **7**, 86–90.
- Arfaoui, S., Srasraa, E. and Frini-Srasra, N. (2005b) Application of clays to treatment of tannery wastewaters. *Desalination*, **185**, 419–426.
- Arfaoui, J., Khalfallah Boudali, L. and Ghorbel, A. (2006) Vanadia-doped titanium-pillared clay: preparation, characterization and reactivity in the epoxidation of allylic alcohol (E)-2-hexen-1-ol. *Catalysis Communications*, **7**, 86–90.
- Baes, C.F. and Mesmer, R.E. (1976) *The Hydrolysis of Cations*. Wiley, New York.
- Bagshaw, S.A. and Cooney, R.P. (1993) FTIR surface site analysis of pillared clays using pyridine probe species. *Chemistry of Materials*, **5**, 1101–1109.
- Bahranowski, K., Janas, J., Machej, T., Serwicka, E.M. and Vartikian, L.A. (1997) Vanadium-doped titania-pillared montmorillonite clay as a catalyst for selective catalytic reduction of NO by ammonia. *Clay Minerals*, **32**, 665–672.
- Bahranowski, K., Gąsior, M., Kielski, A., Podobiński, J., Serwicka, E.M., Vartikian, L.A. and Wodnicka, K. (1998a) Physico-chemical characterization and catalytic properties of copper-doped alumina-pillared montmorillonites. *Clays and Clay Minerals*, **46**, 98–102.
- Bahranowski, K., Kielski, A., Serwicka, E.M., Wisla-Walsh, E. and Wodnicka, K. (1998b) Structure and texture of copper-doped alumina-pillared montmorillonites. *Mineralogia Polonica*, **29**, 55–65.
- Bahranowski, K., Gąsior, M., Kielski, A., Podobiński, J., Serwicka, E.M., Vartikian, L.A. and Wodnicka, K. (1999) Cu-doped alumina-pillared montmorillonites as catalysts for oxidation of toluene and xylenes with hydrogen peroxide. *Clay Minerals*, **34**, 79–86.
- Bernier, A., Amaïai, L.F. and Grange, P. (1991) Synthesis and characterization of titanium pillared clays. Influence of the temperature of preparation. *Applied Catalysis*, **77**, 269–281.
- Bovey, J., Kooli, F. and Jones, W. (1996) Preparation and characterization of Ti-pillared acid-activated clay catalysts. *Clays and Clay Minerals*, **31**, 501–506.
- Brindley, G.W. and Sempels, R.E. (1977) Preparation and properties of some hydroxy-aluminum beidellites. *Clays and Clay Minerals*, **12**, 229–237.
- Burch, R. (editor) (1988) Pillared Clays. *Catalysis Today*, **2**, 501–506.
- Burch, R. and Warburton, C.I. (1986) Zr-containing pillared interlayer clays: I. Preparation and structural characterization. *Journal of Catalysis*, **97**, 503–510.
- Cañizares, P., Valverde, J.L., Sun Kou, M.R. and Molina, C.B. (1999) Synthesis and characterization of PILCs with single

- and mixed oxide pillars prepared from two different bentonites. A comparative study. *Microporous and Mesoporous Materials*, **29**, 267–281.
- Chae, H.J., Nam, I.S., Ham, S.W. and Hong, S.B. (2004) Characteristics of vanadia on the surface of V_2O_5/Ti -PILC catalyst for the reduction of NO_x by NH_3 . *Applied Catalysis B: Environmental*, **53**, 117–126.
- Cheng, L.S., Yang, R.T. and Chen, J. (1996) Iron oxide and chromia supported on titania-pillared clay for selective catalytic reduction of nitric oxide with ammonia. *Journal of Catalysis*, **164**, 70–81.
- Cheng, S. (1999) From layer compounds to catalytic materials. *Catalysis Today*, **49**, 303–312.
- Chevalier, S., Franck, R., Suquet, H., Lambert, J.F. and Barthomeuf, D. (1994) Al-pillared saponites. *Journal of the Chemical Society*, **90**, 667–674.
- Chmielarz, L., Kustrowski, P., Zbroja, M., Gil-Knap, B., Datka, J. and Dziembaj, R. (2004a) SCR of NO by NH_3 on alumina or titania pillared montmorillonite modified with Cu or Co. Part II. Temperature programmed studies. *Applied Catalysis B: Environmental*, **53**, 47–61.
- Chmielarz, L., Kustrowski, P., Zbroja, M., Lasocha, W. and Dziembaj, R. (2004b) Selective reduction of NO with NH_3 over pillared clays modified with transition metals. *Catalysis Today*, **90**, 43–49.
- Choudary, B.M., Valli, V.L.K. and Durga Prasad, A. (1990a) A new vanadium-pillared montmorillonite catalyst for the regioselective epoxidation of allylic alcohols. *Journal of the Chemical Society*, 1186–1192.
- Choudary, B.M., Valli, V.L.K. and Durga Prasad, A. (1990b) An improved asymmetric epoxidation of allyl alcohols using titanium-pillared montmorillonite as a heterogeneous catalyst. *Journal of the Chemical Society, Chemical Communications*, **17**, 1186–1187.
- Corma, A. (1997) From microporous to mesoporous molecular sieve materials and their use in catalysis. *Chemical Review*, **97**, 2373–2419.
- De Stefanis, A. and Tomlinson, A.A.G. (2006) Towards designing pillared clays for catalysis. *Catalysis Today* (in press).
- De Stefanis, A., Perez, G. and Tomlinson, A.A.G. (1994) Pillared layered structures vs. zeolites as sorbents and catalysts. Part I.—Hydrocarbon separations on two alumina-pillared clays and an α -tin phosphate analogue. *Journal of Materials Chemistry*, **4**, 959–964.
- Del Castillo, H.L. (1993) Preparation and catalytic activity of titanium pillared montmorillonite. *Applied Catalysis A: General*, **103**, 23–24.
- Del Castillo, H.L., Gil, A. and Grange, P. (1996) Hydroxylation of phenol on titanium pillared montmorillonite. *Clays and Clay Minerals*, **44**, 706–709.
- Del Castillo, H.L., Gil, A. and Grange, P. (1997) Influence of the nature of titanium alkoxide and of the acid of hydrolysis in the preparation of titanium pillared montmorillonites. *Journal of Physics and Chemistry of Solids*, **58**, 1053–1062.
- Einaga, H. (1979) Hydrolysis of titanium(IV) in aqueous (Na,H)Cl solutions. *Journal of the Chemical Society, Dalton Transactions*, 1917–1919.
- Fantan-Torres, E.M., Sham, E. and Grange, P. (1992) Pillared clays: preparation and characterization of zirconium pillared montmorillonite. *Catalysis Today*, **15**, 515–526.
- Fetter, G., Heredia, G., Velazquez, L.A., Maubert, A.M. and Bosch, P. (1997) Synthesis of aluminum-pillared montmorillonites using highly concentrated clay suspensions. *Applied Catalysis A: General*, **162**, 41–45.
- Fetter, G., Hernandez, V., Rodriguez, V., Valenzuela, M.A., Lara, V.H. and Bosch, P. (2003) Effect of microwave irradiation time on the synthesis of zirconia-pillared clays. *Materials Letters*, **57**, 1220–1223.
- Figueras, F. (1988) Pillared clays as catalysts. *Catalysis Reviews – Science and Engineering*, **30**, 457–499.
- Gabriel, C., Gabriel, S., Grant, E.H., Halstead, B.S.J. and Mingos, D.M.P. (1998) Dielectric parameters relevant to microwave dielectric heating. *Chemical Society Reviews*, **27**, 213–223.
- Ge, Z., Li, D. and Pinnavaia, T.J. (1994) Preparation of alumina-pillared montmorillonites with high thermal stability, regular microporosity and Lewis-Brønsted acidity. *Microporous and Mesoporous Materials*, **3**, 281–292.
- Gil, A. and Gandia, L.M. (2000) Recent advances in the synthesis and catalytic applications of pillared clays. *Catalysis Review – Science and Engineering*, **42**, 145–212.
- Gil, A., Diaz, A., Montes, M. and Acosta, D.R. (1994) Characterization of the microporosity of pillared clays by nitrogen adsorption. Application of the Horvath-Kawazoe approach. *Journal of Materials Science*, **29**, 4927–4932.
- Gil, A., Del Castillo, H.L., Masson, J., Court, J. and Grange, P. (1996) Selective dehydration of 1-phenylethanol to 3-oxa-2,4-diphenylpentane on titanium pillared montmorillonite. *Journal of Molecular Catalysis A: Chemical*, **107**, 185–190.
- Guan, J., Min, E. and Yu, Z. (1986) European patent 88300815.
- Hutson, N.D. (1999) Control of microporosity of Al_2O_3 -pillared clays: effect of pH, calcination temperature and clay cation exchange capacity. *Microporous and Mesoporous Materials*, **28**, 447–459.
- Hutson, N.D., Gualdoni, D.J. and Yang, R.T. (1998) Synthesis and characterization of the microporosity of ion-exchanged Al_2O_3 pillared clays. *Chemistry of Materials*, **10**, 3707–3715.
- Kaloidas, V., Koufopoulos, C.A., Gangas, N.H. and Papayannakos, N.G. (1995) Scale-up studies for the preparation of pillared layered clays at 1 kg per batch level. *Microporous Materials*, **5**, 97–106.
- Kato, A., Matsuda, S., Nakajima, F., Imanari, M. and Watanabe, Y. (1981) Reduction of nitric oxide with ammonia on iron oxide-titanium oxide catalyst. *Journal of Physical Chemistry*, **85**, 1710–1713.
- Khalfallah-Boudali, L., Ghorbel, A., Tichit, D., Chiche, B., Dutartre, R. and Figueras, F. (1994) Synthesis and characterization of titanium-pillared montmorillonites. *Microporous Mesoporous Materials*, **2**, 537–541.
- Khalfallah-Boudali, L., Ghorbel, A., Figueras, F. and Pinel, C. (2000) Characterization and catalytic properties of titanium pillared clays in the epoxidation of allylic alcohols. Pp. 1643–1648 in: *12th International Congress on Catalysis* (A. Corma, F.V. Melo, S. Mendioroz and J.L.G. Fiero, editors). Studies in Surface Science and Catalysis, **130**. Elsevier Science B.V., Amsterdam.
- Khalfallah-Boudali, L., Ghorbel, A., Grange, P. and Figueras, F. (2005) Selective catalytic reduction of NO with ammonia over V_2O_5 supported sulphated titanium-pillared clay catalysts: influence of V_2O_5 content. *Applied Catalysis B: Environmental*, **59**, 105–111.
- Kitayama, Y., Kodama, T., Abe, M., Shimotsuma, H. and Matsuda, Y. (1998) Synthesis of titania pillared saponite in aqueous solution of acetic acid. *Journal of Porous Materials*, **5**, 121–126.
- Klopprogge, J.T. (1998) Synthesis of smectites and porous pillared clay catalysts: A review. *Journal of Porous Materials*, **5**, 5–41.
- Koch, D., Kesore, K. and Tomlinson, A.A.G. (2004) World Patent WO 2004/030817 (to IKO-Erbsloh).
- Kooli, F., Bovey, J. and Jones, W. (1997) Dependence of the properties of titanium-pillared clays on the host matrix: a comparison of montmorillonite, saponite and rectorite pillared materials. *Journal of Materials Chemistry*, **7**, 153–158.
- Kostoglod, N.Y., Sychev, M.V., Prikhod'ko, R.V., Astrelin,

- I.M., Stepanenko, A.V. and Rozwadowski, M. (1998) Porous structure of pillared clays II. Montmorillonite pillared with titanium dioxide. *Kinetics and Catalysis*, **39**, 547–553.
- Kurian, M. and Sugunan, S. (2005) Characterisation of the acid-base properties of pillared montmorillonites. *Microporous Mesoporous Materials*, **83**, 25–34.
- Lahav, N., Shani, U. and Shabtai, J. (1978) Cross-linked smectites. I: Preparation and properties of some hydroxy-aluminum montmorillonite. *Clays and Clay Minerals*, **26**, 107–115.
- Li, W., Sirilumpen, M. and Yang, R.T. (1997) Selective catalytic reduction of nitric oxide by ethylene in the presence of oxygen over Cu²⁺ ion-exchanged pillared clays. *Applied Catalysis B: Environmental*, **11**, 347–363.
- Li, Z., Leo, K. and Flytzani-Stephanopoulos, M. (1997) Selective Catalytic Reduction of Nitric Oxide by Methane over Cerium and Silver Exchanged ZSM-5 Catalysts. *Fall Meeting of the Catalysis Society of New England*, Worcester, Massachusetts.
- Lin, J.-T., Jong, S.-J. and Cheng, S. (1993) A new method for preparing microporous titanium pillared clays. *Microporous Materials*, **1**, 287–290.
- Maes, N., Heylen, I., Cool, P. and Vansant, E.F. (1997) The relation between the synthesis of pillared clays and their resulting porosity. *Applied Clay Science*, **12**, 43–60.
- Malla, P., Yamanaka, S. and Komarneni, S. (1989) Unusual water vapor adsorption behaviour of montmorillonite pillared with ceramic oxides. *Solid State Ionics*, **32/33**, 354–362.
- Martinez-Ortiz, M.J., Fetter, G., Domnguez, J.M., Melo-Banda, J.A. and Ramos-Gomez, R. (2003) Catalytic hydro-treating of heavy vacuum gas oil on Al- and Ti-pillared clays prepared by conventional and microwave irradiation methods. *Microporous and Mesoporous Materials*, **58**, 73–80.
- Matsuda, T., Asanuma, E. and Kikuchi, E. (1988) Effect of high-temperature treatment on the activity of montmorillonite pillared by alumina in the conversion of 1,2,4-trimethylbenzene. *Applied Catalysis*, **38**, 289–299.
- Mogyorosi, K., Dékány, I. and Fendler, J.H. (2003) Preparation and characterization of clay mineral intercalated titanium dioxide nanoparticles. *Langmuir*, **19**, 2938–2946.
- Molina, R., Vieira-Coelho, A. and Poncelet, G. (1992) Hydroxy-Al pillaring of concentrated clay suspensions. *Clays and Clay Minerals*, **40**, 480–482.
- Molina, R., Schutz, A. and Poncelet, G. (1994) Transformation of m-xylene over Al-pillared clays and ultrastable zeolite Y. *Journal of Catalysis*, **145**, 79–85.
- Mokaya, R. and Jones, W. (1995) Pillared clays and pillared acid-activated clays: A comparative study of physical, acidic and catalytic properties. *Journal of Catalysis*, **153**, 76–88.
- Monsef-Mirzai, P., Kavanagh, D.M., Bodman, S., Lange, S. and McWhinnie, W.R. (1999) Microwave enhanced ion exchange of cationic and anionic clays. *Journal of Microwave Power and Electromagnetic Energy*, **34**, 216–220.
- Moreno, S., Sun Kou, R. and Poncelet, G. (1996) Hydroconversion of heptane over Pt/Al-pillared montmorillonites and saponites. A comparative study. *Journal of Catalysis*, **162**, 198–208.
- Nabivanets, B.I. and Kudritskaya, L.N. (1967) A study on the polymerization of titanium(IV) in hydrochloric acid solutions. *Russian Journal of Inorganic Chemistry*, **12**, 616–620.
- Occelli, M.L. and Tindawa, R.L. (1983) Physicochemical properties of montmorillonite interlayered with cationic oxyaluminium pillars. *Clays and Clay Minerals*, **31**, 22–28.
- Occelli, M.L., Innes, R.A., Hwu, F.S.S. and Hightower, J.W. (1985) Sorption and catalysis on sodium-montmorillonite interlayered with aluminum oxide clusters. *Applied Catalysis*, **14**, 69–82.
- Ooka, C., Akita, S., Ohashi, Y., Horiuchi, T., Suzuki, K., Komai, S., Yoshida, H. and Hattori, T. (1999) Crystallization of hydrothermally treated TiO₂ pillars in pillared montmorillonite for improvement of the photocatalytic activity. *Journal of Materials Chemistry*, **9**, 2943–2952.
- Ooka, C., Yoshida, H., Horio, M., Suzuki, K. and Hattori, T. (2003) Adsorptive and photocatalytic performance of TiO₂ pillared montmorillonite in degradation of endocrine disruptors having different hydrophobicity. *Applied Catalysis B: Environmental*, **41**, 313–321.
- Ooka, C., Yoshida, H., Suzuki, K. and Hattori, T. (2004) Effect of surface hydrophobicity of TiO₂-pillared clay on adsorption and photocatalysis of gaseous molecules in air. *Applied Catalysis A: General*, **260**, 47–53.
- Perathoner, S. and Vaccari, A. (1997) Catalysts based on pillared interlayered clays for the selective reduction of NO. *Clay Minerals*, **32**, 123–134.
- Perez-Zurita, M.J., Perez-Quintana, G.J., Hasblady, A.J., Maldonado, A., De Navarro, C.U., De Abrisqueta, A. and Scout, C.E. (2005) Synthesis of Al-PILC assisted by ultrasound: reducing the intercalation time and the amount of synthesis water. *Clays and Clay Minerals*, **53**, 528–535.
- Pesquera, C., González, F., Benito, I., Mendioroz, S. and Pajares, J.A. (1991) Synthesis and characterization of pillared montmorillonite catalysts. *Applied Catalysis*, **69**, 97–104.
- Pinnavaia, T.J. (1983) Intercalated clay catalysts. *Nature*, **220**, 365–369.
- Purnell, J.H. (1990) Current trends and applications. Pp. 107–112 in: *Pillared Layered Structures* (I.V. Michell, editor). Elsevier Applied Science, London & New York.
- Ramos-Galvan, C.E., Sandoval-Robles, G., Castillo-Mares, A. and Domínguez, J.M. (1997) Comparison of catalytic properties of NiMo/Al₂O₃ with NiMo supported on Al-, Ti-pillared clays in HDS of residual oils. *Applied Catalysis A: General*, **150**, 37–52.
- Rees, L.V.C. (editor) (1980) *Proceedings of the 5th International Conference on Zeolites*. Heyden, London, pp. 94–101.
- Sánchez, A. and Montes, M. (1998) Influence of the preparation parameters (particle size and aluminium concentration) on the textural properties of Al-pillared clays for a scale-up process. *Microporous and Mesoporous Materials*, **21**, 117–125.
- Schoonheydt, R.A. and Leeman, H. (1992) Pillaring of saponite in concentrated medium. *Clay Minerals*, **27**, 249–252.
- Serwicka, E.M. and Bahranowski, K. (2004) Environmental catalysis by tailored materials derived from layered minerals. *Catalysis Today*, **90**, 85–92.
- Shimizu, K.I., Kaneko, T., Fujishima, T., Kodama, T., Yoshida, H. and Kitayama, Y. (2002) Selective oxidation of liquid hydrocarbons over photo-irradiated TiO₂ pillared clays. *Applied Catalysis A: General*, **225**, 185–191.
- Sing, K.S.W., Everett, D.H., Haul, R.A.W., Moscou, L., Pierotti, R.A., Rouquerol, J. and Siemieniewska, T. (1985) Reporting physisorption data for gas/solids systems with special reference to the determination of surface area and porosity. *Pure and Applied Chemistry*, **57**, 603–619.
- Sterte, J. (1986) Synthesis and properties of titanium oxide cross-linked montmorillonite. *Clays and Clay Minerals*, **34**, 658–664.
- Sterte, J. (1991) Preparation and properties of large-pore lanthanum-aluminum-pillared montmorillonite. *Clays and Clay Minerals*, **39**, 167–173.

- Sterte, J.P. and Shabtai, J. (1987) Cross-linked smectites: V. Synthesis and properties of hydroxy-silico aluminum montmorillonites and fluorhectorites. *Clays and Clay Minerals*, **35**, 429–439.
- Storaro, L., Lenarda, M., Canzerla, R. and Rinaldi, A. (1996) Preparation of hydroxy Al and Al/Fe pillared bentonites from concentrated clay suspensions. *Microporous Materials*, **6**, 55–63.
- Storaro, L., Lenarda, M., Perissinotto, M., Lucchini, V. and Ganzerla, R. (1998) Hydroxy-Al pillaring of concentrated suspensions of smectite clays. *Microporous and Mesoporous Materials*, **20**, 317–331.
- Sun, S., Jiang, Y., Yu, L., Li, F., Yang, Z., Hou, T., Hu, D. and Xia, M. (2006) Enhanced photocatalytic activity of microwave treated TiO₂ pillared montmorillonite. *Materials Chemistry and Physics* (in press).
- Suzuki, K., Horio, M. and Mori, T. (1991) Preparation and properties of zirconia-pillared montmorillonite having different pillar populations. *Bulletin of the Chemical Society of Japan*, **64**, 732–740.
- Sychev, M., Shubina, T., Rozwadowski, A.P.B., Sommene, V., De Beere, H.J and Van Santene, R.A. (2000) Characterization of the microporosity of chromia and titania-pillared montmorillonites differing in pillar density. *Microporous and Mesoporous Materials*, **37**, 187–200.
- Tichit, D., Fajula, F., Figueras, F., Bousquet, J. and Gueguen, C. (1985) Pp. 351–386 in: *Catalysis by Acids and Bases* (B. Imelik, C. Naccache, G. Courduria, Y. Ben Taario and J.C. Vedrine, editors). Studies in Surface Science and Catalysis, **20**. Elsevier, Amsterdam.
- Toranzo, R., Vicente, M.A., Bañares-Muñoz, M.A., Gandía, L.M. and Gil, A. (1998) Pillaring of saponite with zirconium oligomers. *Microporous and Mesoporous Materials*, **24**, 173–188.
- Valverde, J.L., Sánchez, P., Dorado, F., Molina, C.B. and Romero, A. (2002) Influence of the synthesis conditions on the preparation of titanium-pillared clays using hydrolyzed titanium ethoxide as the pillaring agent. *Microporous and Mesoporous Materials*, **54**, 155–165.
- Valverde, J.L., Sánchez, P., Dorado, A.I. and Romero, A. (2003) Preparation and characterization of Ti-pillared clays using Ti alkoxides. Influence of the synthesis parameters. *Clays and Clay Minerals*, **51**, 41–51.
- Van Olphen, H. (1963) *An Introduction to Clay Colloid Chemistry*, 2nd edition. Wiley, New York.
- Vaughan, D.E.W. (1988) Pillared clays – a historical perspective. *Catalysis Today*, **2**, 187–198.
- Vaughan, D.E.W., Lussier, R.J. and Magee, J.S. (1979) US Patent 4 176 090.
- Vercauteren, S., Vayer, M., Van Damme, H., Luyten, J., Leysen, R. and Vansant, E.F. (1997) The preparation and characterization of ceramic membranes with a pillared clay top layer. *Colloids and Surfaces A: Physicochemical and Engineering Aspects*, **138**, 367–373.
- Vicente, M.A., Bañares-Muñoz, M.A., Toranzo, R., Gandía, L.M. and Gil, A. (2001) Influence of the Ti precursor on the properties of Ti-Pillared smectites. *Clay Minerals*, **36**, 125–138.
- Wahlbeck, P.C. and Gilles, P.W. (1966) Reinvestigation of the phase diagram for the system titanium-oxygen. *Journal of the American Ceramic Society*, **49**, 180–183.
- Yamada, H., Nakazawa, H., Yoshioka, K. and Fujita, T. (1991) Smectites in the montmorillonite–beidellite series. *Clays and Clay Minerals*, **26**, 359–369.
- Yamanaka, S. and Brindley, G.W. (1979) High surface area solids obtained by reaction of montmorillonite with zirconyl chloride. *Clays and Clay Minerals*, **27**, 119–124.
- Yamanaka, S. and Hattori, M. (1988) Iron oxide pillared clay. *Catalysis Today*, **2**, 261–270.
- Yamanaka, S., Nishihara, T., Hattori, M. and Suzuki, Y. (1987) Preparation and properties of titania-pillared clay. *Mathematics, Chemistry and Physics*, **17**, 87–101.
- Yang, R.T. and Baksh, M.S.A. (1991) Pillared clays as a new class of adsorbents for gas separation. *AIChE Journal*, **37**, 679–686.
- Yang, R.T. and Chen, J.P. (1995) US Patent 5 415 850.
- Yang, R.T., Chen, J.P., Kikkinides, E.S., Cheng, L.S. and Cichanowicz, J.E. (1992) Pillared clays as superior catalysts for selective catalytic reduction of nitric oxide with ammonia. *Industrial Engineering Chemistry Resource*, **31**, 1440–1445.
- Yang, R.T., Tharappiwattananon, N. and Long, R.Q. (1998) Ion-exchanged pillared clays for selective catalytic reduction of NO by ethylene in the presence of oxygen. *Applied Catalysis B*, **19**, 289–297.
- Yoda, S., Sakurai, Y., Endo, A., Miyata, T., Yanagishita, H., Otake, K. and Tsuchiya, T. (2004) Synthesis of titania-pillared montmorillonite via intercalation of titanium alkoxide dissolved in supercritical carbon dioxide. *Journal of Materials Chemistry*, **14**, 2763–2767.
- Yoneyama, H., Haga, S. and Yamanaka, S. (1989) Photocatalytic activities of microcrystalline TiO₂ incorporated in sheet silicates clay. *Journal of Physical Chemistry*, **93**, 4833–4843.
- Zhu, H.Y., Gao, W.H. and Vansant, E.F. (1995) The porosity and water adsorption of alumina-pillared montmorillonite. *Journal of Colloid and Interface Science*, **171**, 377–385.

(Received 11 November 2005; revised 4 July 2006; Ms. 1112; A.E. James E. Amonette)