




THE PLAYERS

VALDOSTA STATE SPORT HISTORY
Book 1 -- BASEBALL
VOLUME TWO

\$3



PREFACE

Much appreciation is extended to both the Valdosta Daily Times, and the Pine Cone (the Valdosta State College annual). The Times is the source of many of the included pictures, and the vast majority of newspaper articles. The Pine Cone provided many additional player portraits, and of course, the beautiful girls that adorn the cover of each year.

This volume most likely includes mistakes, poor grammar, and biased accounts of events. It is meant as a reference, and hopefully will provide enjoyment to the reader. Please note mistakes, deletions, etc..., and contact:

Dave Waples
Athletic Department
Valdosta State College
Valdosta, Ga. 31601

The heart of college baseball is the post-season tournament. Below are listed the full account of VSC's participation in tourneys. (*denotes a loss, #a forfeit)

<p>1965:</p> <p>VSC 1, West Georgia 0</p> <p>* VSC 2, Georgia Southern 5</p> <p>* VSC 4, Georgia Southern 6</p> <p>1969:</p> <p>VSC 10, Florida A&M 8</p> <p>VSC 5, Mercer 2</p> <p># VSC 0, William Carey 9</p> <p>VSC 3, Ouachita Baptist 0</p> <p>* VSC 2, Carson-Newman 4</p> <p>1970:</p> <p>VSC 7, Columbus 2</p> <p>VSC 3, Florida A&M 2</p> <p>* VSC 0, Florida A&M 20</p> <p>VSC 10, Florida A&M 1</p> <p>* VSC 8, Ouachita Baptist 11</p> <p>* VSC 5, Livingston 11</p> <p>1971:</p> <p>VSC 10, Columbus 9</p> <p>* VSC 6, Shorter 10</p> <p>VSC 5, Columbus 3</p> <p>VSC 10, Shorter 2</p> <p>VSC 2, Shorter 1</p> <p>* VSC 1, David Lipscomb 4</p> <p>* VSC 1, Central Arkansas 2</p> <p>1972:</p> <p>VSC 10, Berry 1</p> <p>VSC 4, Shorter 1</p> <p>* VSC 3, Columbus 5</p> <p>VSC 6, Columbus 2</p> <p>* VSC 4, Birmingham Southern 7</p> <p>VSC 13, Ouachita Baptist 0</p> <p>VSC 8, Birmingham Southern 2</p> <p>* VSC 3, David Lipscomb 8</p>	<p>1973:</p> <p>VSC 12, West Georgia 2</p> <p>VSC 5, Shorter 2</p> <p>VSC 4, Columbus 3</p> <p>VSC 11, Central Arkansas 0</p> <p>VSC 1, David Lipscomb 0</p> <p>* VSC 8, Birmingham Southern 10</p> <p>VSC 2, Birmingham Southern 0</p> <p>* VSC 3, Phillips 4</p> <p>VSC 2, Malone 0</p> <p>VSC 10, Grand Canyon 8</p> <p>* VSC 2, Eastern Connecticut 3</p> <p>1974:</p> <p>VSC 13, Rollins 6</p> <p>VSC 11, Eckerd 4</p> <p>* VSC 5, Eckerd 8</p> <p>VSC 15, Eckerd 3</p> <p>* VSC 9, New Orleans 13</p> <p>* VSC 0, New Haven 1</p> <p>1975:</p> <p>* VSC 0, Florida Southern 6</p> <p>* VSC 2, Columbus 5</p> <p>1977:</p> <p>VSC 18, Columbus 3</p> <p>* VSC 3, West Georgia 4</p> <p>VSC 4, Columbus 1</p> <p>VSC 9, West Georgia 6</p> <p>VSC 3, West Georgia 2</p> <p>* VSC 1, Eckerd 2</p> <p>VSC 2, Shippensburg State 1</p> <p>VSC 11, UMo-St. Louis 4</p> <p>* VSC 7, UCalif-Riverside 8</p>
--	---

VALDOSTA STATE
1955--1977
PLAYER HONORS

ALL-AMERICA ... FIRST-TEAM

*Gene Felts	Outfield	1972	NAIA
#Gene Felts	Outfield	1973	NAIA
°Sam Bowen	Outfield	1974	NCAA
°Craig Viers	Outfield	1977	NCAA

ALL-AMERICA ... SECOND-TEAM

°Steve McDiffitt	Pitcher	1977	NCAA
°Skip Fite	Second-base	1977	NCAA
°Cecil Whitehead	Designated-Hitter	1977	NCAA

ALL-AMERICA ... HONORABLE-MENTION

*Mike Perry	Pitcher	1965	NAIA
*Eddie Fisher	Pitcher	1966	NAIA
*Dennis Fike	First-base	1966	NAIA
*Dan Petrovich	Pitcher	1969	NAIA
*Eddie Fisher	Pitcher	1969	NAIA
*Steve Crawford	Right-field	1970	NAIA
*Rusty Simpson	Pitcher	1972	NAIA
#Bobby Tripp	Second-base	1973	NAIA

ALL-NATIONAL TOURNAMENT

Gene Felts	Left-field	1973	NAIA
Steve Jones	First-base	1973	NAIA
Frank Sumner	Catcher	1973	NAIA
Skip Fite	Second-base	1977	NCAA

ALL-REGIONAL TOURNAMENT

Sam Bowen	Most-Valuable-Player	1974	NCAA
Sam Bowen	Center-field	1974	NCAA
Sam Bowen	Pitcher	1974	NCAA
Jeff Greenhalgh	First-base	1974	NCAA
Dan Darden	Designated-Hitter	1974	NCAA
Bill Petty	Pitcher	1974	NCAA
Craig Viers	Most-Valuable-Player	1977	NCAA
Craig Viers	Right-field	1977	NCAA
Skip Fite	Second-base	1977	NCAA
Sal Amadeo	Center-field	1977	NCAA
Cecil Whitehead	Designated-Hitter	1977	NCAA
Bill Petty	Pitcher	1977	NCAA
Steve McDiffitt	Pitcher	1977	NCAA

NOTE: *includes All-NAIA Area-5, All-NAIA District-25, and All-Georgia Conference.
#includes All-NAIA Area-5, and All-NAIA District-25; °includes All-NCAA
District-3, and All-South Atlantic Conference.

PLAYER HONORS (continued)

ALL-NAIA DISTRICT-25 AND ALL-GEORGIA CONFERENCE ... (not mentioned above)

Mike Perry	Pitcher	1964	NAIA
Dennis Fike	Right-field	1964	NAIA
Ron Fortner	Pitcher	1965	NAIA
Claude Speck	Center-field	1967	NAIA
Ben Bates	Catcher	1967	NAIA
Steve Crawford	Right-field	1968	NAIA
Claude Speck	Center-field	1968	NAIA
Larry Meredith	Third-base	1968	NAIA
Dan Petrovich	Pitcher	1968	NAIA
Jack Toole	Short-stop	1969	NAIA
Spence Kiser	Center-field	1969	NAIA
Steve Crawford	Right-field	1969	NAIA
Spence Kiser	Center-field	1970	NAIA
Bill Baggett	Left-field	1970	NAIA
Steve Sorgius	Pitcher	1970	NAIA
Rusty Simpson	Pitcher	1970	NAIA
Bobby Tripp	Second-base	1971	NAIA
Harry Jones	First-base	1971	NAIA
Leroy Purdy	Pitcher	1971	NAIA
Bobby Tripp	Second-base	1972	NAIA
Craig Courtney	First-base	1972	NAIA
Ronald Bennett	Pitcher	1972	NAIA

ALL-NAIA DISTRICT-25 ... (not mentioned above)

Pat Arnett	Pitcher	1973	NAIA
Dan Chadwick	Pitcher	1973	NAIA

ALL-GEORGIA CONFERENCE ... (not mentioned above)

Buck Ethredge	Pitcher	1959	NAIA
Hansel Faulkner	Short-stop	1959	NAIA
Joe Tarpley	Catcher	1959	NAIA
Tommy Thomas	Catcher	1960	NAIA
Buck Ethredge	Pitcher	1960	NAIA
+Steve Kebler	Pitcher	1960	NAIA
Gerald Delaney	Third-base	1960	NAIA
Tommy Thomas	Catcher	1961	NAIA
Angelo DeVivo	Short-stop	1961	NAIA
Tommy Thomas	Catcher	1962	NAIA
Bobby Speck	Short-stop	1962	NAIA
Angelo DeVivo	Third-base	1962	NAIA
Zack Wade	Catcher	1966	NAIA

ALL-SOUTH ATLANTIC CONFERENCE ... (not mentioned above)

Gene Felts	Left-field	1974	NCAA
Jerome Register	Right-field	1974	NCAA
Dan Darden	Designated-Hitter	1974	NCAA
Darrell Branam	Catcher	1974	NCAA

NOTE: +vacated all-conference slot because of professional experience.

PLAYER HONORS ... ALL-SOUTH ATLANTIC CONFERENCE (continued)

Dave Taylor	Short-stop	1975	NCAA
Dan Darden	Center-field	1975	NCAA
Jeff Greenhalgh	First-base	1975	NCAA
Dan Alford	Right-field	1976	NCAA
Jeff Greenhalgh	First-base	1976	NCAA

NOTE: Specific outfield positions are not designated re: All-Americans for both the NAIA and NCAA The NCAA chose only a First-Team from 1968 (when College Division selections began) through 1974. From 1975-1977, a First, Second, and Third team are chosen. The NCAA has never designated Honorable-Mention selections for baseball The NCAA teams include eight (8) starters, two pitchers, and a designated hitter The NAIA chooses a First, and Second team. The team includes seventeen (17) players. Four outfielders, five infielders, two catchers, four pitchers, and since 1974, two designated hitters 140 players each year receive NAIA Honorable Mention The NCAA selects a team for both Regional, and National Tournaments. The team is an 11-man squad (see above) The NAIA selects only a National Tournament team. The squad consists of 17 players (see above) Only tournament performance is taken into consideration when selecting either NAIA, or NCAA All-Tournament teams Both the Georgia Conference, and NAIA District-25 chose 15-player teams (not including designated hitters All-NAIA Area-5 teams included 15-players, and were chosen from the four districts represented (you had to be All-District, to be All-Area, and All-Area, to be All-America Valdosta State did not become involved in NAIA District-25 play, and thus player selection, until 1964. VSC began play in the Georgia Conference in 1958. In 1973, Valdosta State was an independent. VSC joined the South Atlantic Conference in 1974 The South Atlantic Conference chooses an 11-man (see above) All-Conference squad The NCAA chooses either one 11-player team, or three (first-second-third) 11-player teams for All-District honors (in 1974, 1976, and 1977 only one-team was chosen; three were chosen in 1975) A player must make the All-District team to be eligible for All-America honors, in the NCAA.



Fisher and Grant

VALDOSTA STATE
BASEBALL
ALL-TIME LETTERMEN
1955--1977

Alford, Dan 74-75-76
Allen, Dickie 57-58
*Amadeo, Sal 77
Arnett, Pat 73

Baggett, Bill 69-70
Bailey, Robert 61-62
Balboni, Mike 75-76
Bartee, Walter 56
Bates, Ben 65-66-67
Beale, Chuck 76-77
Bennett, Ronald 71-72
Bishop, Marty 74
Blizzard, Danny 76
Bowen, Sam 73-74
Bowers, Rick 74
Bradley, John 72-73
Branam, Darrell 73-74-75
Bridges, Bud 63-64
Brock, Joe 60
Brown, Bill 67
Bush, Buddy 64

Chadwick, Dan 71-72-73-74
Chitty, Steve 60-61-62
*Clarrington, Lawrence 75
Courtney, Craig 69-71-72
Cowart, Eddie 72
Crawford, Steve 67-68-69-70
Creel, Robert 63-64-65

Darden, Dan 74-75
David, James 59
DeLaney, Gerald 57-60
*DeMersseman, David 76-77
Deaton, Ed 55-56
Deavours, George 63
Dennis, Jerry 74
DeVivo, Angelo 61-62-63-65
Dixon, Joe 61

Elder, DeWayne 67-68
Ethredge, Buck 59-60
Evans, Lindy 64-65

Faulkner, Hansel 59-60
Felts, Gene 71-72-73-74
Ferrera, Tony 75
Fields, Terry 71-72-73
Fike, Dennis 64-65-66-67
Fisher, Eddie 66-67-68-69
Fite, Skip 76-77

Foran, Foster 74-75
Fortenberry, Billy 77
Fortner, Ron 65-66-67-68
*Fowler, Bruce 77

Garvis, A.J. 57
George, Joe 62
George, Noel 55-57
Giddens, Gary 75-76
Golden, Al 71-73
Gray, Gene 55-56
Green, Bob 55
Greenhalgh, Jeff 74-75-76
*Griffin, Keith 77
Griffis, Willard 59-60

Hall, Jimmy 71
Hampton, Mike 58-59
Hassell, Andy 72-73
Hatcher, Marvin 55-56-58
Herndon, Eddie 58
Hicks, Jimmy 61
Hill, Ashley 56-57-58
Hodges, Preston 62
Hudson, Herman 61-62-63-64
Hulsey, Dewey 59
Hunnicut, Kermit 62
Hutcherson, Tommy 66
Huxford, Bill 71
Hysler, Larry 68-69-70

James, Bennie 57
Jennings, James 60
Johnson, Jerry 61
Johnson, Tommy 63-64-65-66
Jones, Harry 70-71
Jones, Kim 75
Jones, Steve 73

Kebler, Steve 60
Kiser, Spence 67-68-69-70
Knight, Jack 55

Lamphier, Bob 65-66
Leach, Dale 77
Lee, Greg 70-71
LeFiles, Marty 73-74
Long, Bill 55

McElvey, Bob 55-57
McDiffitt, Steve 74-75-76-77
McIntyre, Johnny 60-61-62

ALL-TIME LETTERMEN (continued)

McLendon, Hodges 76-77
 McLeod, John 56
 McQuaig, Roy 55
 *Maini, Keith 77
 Meredith, Larry 68-69
 Middleton, Eddie 67-69
 Mobley, Emory 55-56-57-59-60
 Musashe, Vince 74-75
 Nasworthy, Ron 71
 Norman, Jerry 61-62-63
 Parsons, Bill 75
 Pearson, Lamar 58-59
 Perry, Mike 61-62-64-65
 Peters, Ray 64-65
 Petrovich, Dan 66-67-68-69
 Petty, Bill 74-75-76-77
 Pritchett, Jimmy 63
 Purdy, Leroy 69-70-71-72
 Purvis, Johnny 57-58
 Raley, Jack 64-65-66
 Raulerson, Kelly 63
 Reeves, Pete 74-75
 Register, Jerome 73-74
 Ritch, Bobby 63
 Rominger, Steve 69-70-71-72
 Rowe, Jack 57-58
 Sheffield, Charles 56
 Shipman, Marcus 62
 *Shuman, Bart 76-77
 Simpson, Bobby 67-68
 Simpson, Rusty 69-70-71-72
 Smith, Dick 56
 *Smith, Ken 77
 Sorgius, Steve 70
 Speck, Bobby 62-63-64
 Speck, Claude 66-67-68
 Stephenson, Hugh 56
 Sullivan, Richard 76-77
 Summers, Wally 62
 Sumner, Frank 72-73
 Sumner, Steve 74-75
 Tarpley, Joe 56-57-58-59
 Taylor, Dave 75-76
 Taylor, Sonny 60
 Thomas, Tommy 59-60-61-62
 Thornton, Joe 67-68-69
 Toole, Jack 68-69
 Tripp, Bobby 70-71-72-73
 Tyler, Billy 77
 Vann, Richard 68-69
 *Viers, Craig 75-76-77
 Wade, Zack 66-67
 *Wall, Jimmy 77
 Washington, Chip 56-57
 Webb, Warner 63
 White, Bob 73
 White, Duane 68
 *Whitehead, Cecil 76-77
 Wilburn, Buddy 58
 Wilson, Joe 56-57-59
 Wood, Ben 58

VALDOSTA STATE
1955--1977
ALL-TIME TEAMS
First Team

POSITION	NAME	YEARS	BAT - THROW	AVERAGE--OR W-L, E.R.A.	HOMETOWN
1B	Craig Courtney ..	1969&1971-72	Left	.330	East Gary, Ind.
2B	Skip Fite	1976-1977	Left	.341	Douglasville, Ga.
3B	Larry Meredith ..	1968-1969	Left	.305	Tampa, Fla.
SS	Noel George	1955&1957	Right	.333	Valdosta, Ga.
LF	Gene Felts	1971-1974	Right	.326	Lakeland, Ga.
CF	Sam Bowen	1973-1974	Right	.302	Brunswick, Ga.
RF	Steve Crawford ..	1967-1970	Left	.299	Lake City, Fla.
C	Tommy Thomas	1959-1962	Right	.317	Valdosta, Ga.
DH	Dan Darden	1974-1975	Right	.343	Macon, Ga.
P					
RIGHT	Eddie Fisher	1966-1969	Right	24-8, 1.48	Federalsburg, Md.
P					
LEFT	Bill Petty	1974-1977	Left	31-13, 2.58	Grove City, Ohio
P					
RELIEF	Marty LeFiles ...	1972-1974	Right	11-2, 2.91	Valdosta, Ga.

FIRST-BASE--- CRAIG COURTNEY is undoubtedly the choice here

The big left-handed hitter had the greatest freshman year (1969) in VSC history, as he hit .394 with 25 extra-base-hits

After dropping from school for a year, Craig hit .297 (1971) and .325 (1972), leading the Rebels to three tournament years

Holds (with Spence Kiser) the highest tournament average (.412), and was a great defensive player, holler guy, and leader.

SECOND-BASE--- SKIP FITE hit .341 in his career, made second-team All-America in 1977, and handled his position at all times

Fite was the heart of both the 1976 and 1977 teams, and never gave less than 100%

His clutch play during the season's tail-end carried the Blazers to the South Atlantic Conference championship in 1977

He kept this up during the conference, regional, and national tournaments

Made NCAA National All-Tourney team.

THIRD-BASE--- LARRY MEREDITH is an easy choice in the school's historically weak position

But Meredith hit .305 in his career, and swung with power (23 extra-base-hits)

Was a positive influence on the 1969 tournament team, and had a golden-glove throughout his stay (1968-1969)

Made the All-Georgia Conference team in '68, along with hitting a position high of .351, with ten doubles.

ALL-TIME, FIRST-TEAM (continued)

SHORT-STOP--- NOEL GEORGE had the misfortune of playing in VSC's early baseball years (1955 and 1957), but still established himself as one of the school's best ever players Hit .333 for his career, including .419 in 1957 Noel was one of Valdosta High's greatest all-around athletes, and played football for both Alabama and South Carolina, besides his Rebel tenure A great fielder, and power hitter.

LEFT-FIELD--- GENE FELTS is one of Valdosta State's all-time great players NAIA All-America in both 1972 and 1973 Holds virtually all VSC's career offensive records, while playing on four tournament teams Providing leadership, Gene hit with power, played great defense, and had a strong, accurate arm With Register and Bowen, formed college baseball's best outfield in both 1973 and 1974 Was always a winner.

CENTER-FIELD-- SAM BOWEN's addition to the 1973 team, put VSC in their first-ever national tournament, which he helped repeat in 1974 Was voted the team's M.V.P. both years, and played center-field like a major leaguer Was a money ball-player, and made NCAA All-American in 1974 Pitched when needed, and won three tournament games, with no losses, and a 1.00 ERA Now with the Boston Red Sox.

RIGHT-FIELD--- Four year starter, STEVE CRAWFORD (1967-1970), was blessed with it all He had a great arm, and played radar defense, besides hitting .299 for his career Played on two tournament teams Stole 64 bases in his career, and hit .379 in 1968, and .301 in 1970 Could have easily made it as a pitcher, but his bat and defense demanded that he play everyday.

CATCHER--- TOMMY THOMAS, who has coached VSC to a 311-153 record, is the only player to lead the team in batting three years (1960-1962) Hit .317 for his career, with an occasional long ball Thomas was very versatile, as he also played first, and pitched Was gung-ho baseball, and handled pitchers extremely well During his tenure (1959-1962) opponents were held to less stolen bases than any comparable period in VSC history.

DESIGNATED-HITTER--- DAN DARDEN got his chance to hit when Foster Foran was injured in 1974, and responded with a .368 average Went through the toughest part of that season, going 25x38, and hit .667 in the NCAA Regionals Gave-up a great pitching career to play everyday, and is the school's all-time leading hitter (.343) Played a strong center-field in 1975, and made All-South Atlantic Conference.

PITCHER (right)--- EDDIE FISHER was 24-8 in his career, with an astounding 1.48 ERA Pitched all the big-ones for VSC in his career (1966-1969), and was signed by the Montreal Expos, after making all everything, including honorable-mention All-America Blessed with a strong fast-ball, and fine off-speed pitches, only a sore-arm in 1967 stopped "The Fish" for the Rebs Went 11-0 in 1969 to set a still existing school mark.

PITCHER (left)--- BILL PETTY promptly stepped in and had the best ever (11-2, 2.02 ERA) year for a VSC freshman Holds the majority of career pitching records, including a 31-13 won-loss mark Twice made NCAA All-Regional teams, as he set career records for shut-outs (7), appearances (52), and innings pitched (338) Not over-powering, but was a "great" fielder, who knew baseball Pitched all the big ones during his four years.

ALL-TIME, FIRST-TEAM (continued)


PITCHER (relief)--- MARTY LeFILES mistified his teammates, and coaches alike The tall, right-hander appeared not to be able to break-a-pane-of-glass; but all he did was win (11-2) In 1973 he was 8-0, and did not allow a run in the inning in which he was called upon (an amazing feat) He was drilled in batting practice by the team, but "always" set the biggies down Could be called the "Iceman" because he pitched in all the pressure situations, and never faltered.




Fisher



Felts



Bowen



Petty

VALDOSTA STATE
1955--1977
ALL-TIME TEAMS
Second Team

POSITION	NAME	YEARS	BAT - THROW	AVERAGE--OR W-L, E.R.A.	HOMETOWN
1B	Jeff Greenhalgh	1974-1976	Left	.260	Tampa, Fla.
2B	Bobby Tripp	1970-1973	Right	.302	Albany, Ga.
3B	Angelo DeVivo	1961-63&1965	Right	.288	Mt. Vernon, Ill.
SS	Dave Taylor	1975-1976	Right	.299	Indianapolis, Ind.
LF	Bill Baggett	1969-1970	Right	.282	Lakeland, Fla.
CF	Claude Speck	1966-1968	Right	.306	Americus, Ga.
RF	Jerome Register	1973-1974	Right	.326	Valdosta, Ga.
C	Steve Rominger	1969-1972	Right	.235	Hope, Ind.
DH	Buck Ethredge	1959-1960	Left	.305	Leary, Ga.
P RIGHT	Steve McDiffitt	1974-1977	Right	26-13, 2.70	New Martinsville, W.Va.
P LEFT	Dan Petrovich	1966-1969	Left	19-9, 2.02	Crown Point, Ind.
P RELIEF	Rusty Simpson	1969-1972	Right	23-11, 2.40	Valdosta, Ga.

FIRST-BASE--- JEFF "Moose" GREENHALGH holds the school record for homers with 21, but also gets the nod for his defense Saved innumerable infield throwing errors with his vacume-cleaner glove, and hit most of his home-runs in "crucial" situations Hit only .260 for his career, but had a fantastic 1974 Regional tournament, and was always tough in the clutch Twice All-South Atlantic Conference.

SECOND-BASE--- BOBBY TRIPP was recruited as a short-stop (1970), but played his natural position his last three years (1971-1973) Hit .302 for his career, and turned the double-play as well as anyone in VSC history Played on four tournament teams, and was All-Conference, All-District, All-Area, and honorable-mention All-American in his career Had a great glove.

SHORT-STOP--- DAVE TAYLOR had the best year (1975) of any "modern" VSC short-stop, hitting .354, and leading the team to the NCAA Regionals Dave combined both a great pivot, and strong, accurate arm to be "Mr. Steady" in the infield He hit with power, and provided offense, defense, and leadership to the team.

ALL-TIME, SECOND-TEAM (continued)

THIRD-BASE--- ANGELO DeVIVO was the typical VSC baseball player in the early, and mid-1960's, as he was also a starter on the basketball team Angie also played short, and second in his career, which saw him hit .324 in his sophomore year (1962) He was a member of the Rebel's first championship team, and led the team's offense in their first NAIA tourney (1965) appearance.

LEFT-FIELD--- BILL BAGGETT was a big reason that VSC had tournament teams in 1969 and 1970 The big, Lakeland, Fla., righthander hit with power (17 extra-base-hits, and 10 homers), and played strong defense His addition in 1969, augmented the pitching of Eddie Fisher and Dan Petrovich, and led the Rebels to their second-ever Georgia Conference title.

CENTER-FIELD--- CLAUDE SPECK edges out Spence Kiser for this berth Claude played 3B his first year (1969), but his speed and glove made him a natural in center Holds both the year (31), and career (74) stolen base record, and hit a strong .306 for his career Called the "Rabbit," Speck played with desire and intensity.

RIGHT-FIELD--- JEROME REGISTER was a good reason why VSC went to national tournaments in both 1973 and 1974 He hit for .326 in his career, and in the Blazers most important game (to that date - 1973) made a game winning hit, and throw to defeat David Lipscomb in the NAIA Area Sometimes played erratic defense, but always got the job done Made All-South Atlantic Conference, and signed with the Boston Red Sox.

CATCHER--- STEVE ROMINGER gets the nod over Joe Tarpley (1956-1959), and Darrell Branam (1973-1975) Selected not for stats (.235 career), but because of the intangibles-- spirit, heart, leadership Steve was Jim Heagan and Clint Courtney rolled into one Led the team to four tournament appearances, and handled pitchers flawlessly.

DESIGNATED-HITTER--- BUCK ETHREDGE was the tallest player (6-7) to ever play for VSC, and combined with his great basketball career, was one of the school's best ever athletes Hit .306 for his career, and was 13-4 on the mound Also played first base, and was sometimes used in the OF for his defense Hit with great power.

PITCHER (right)--- STEVE McDIFFITT threw the best curve-ball in VSC history, and signed with the Pittsburgh Pirates after a 10-1 senior year Was 26-13 in his career, including victories over Lewis (NAIA National Champs), Florida State (4-hitter), and Georgia Southern (4th. in the nation) as a freshman (1974) Lost many close ones with the weak hitting 1975 and 1976 clubs.

PITCHER (left)--- DAN PETROVICH had a 19-9 career mark, which included a junior year (1968) of 5-1 (1.31 ERA), and a senior year (1969) of 9-3 (1.98 ERA) He and Fisher were a feared tandem in their career (1966-1969), as Dan threw with great velocity Developed a fine side-arm curve, which kept hitters off balance He threw 113.2 innings in 1969, for a then record A smart pitcher.

PITCHER (relief)--- RUSTY SIMPSON was one of the school's most versatile players ever Combined his pitching with playing third-base, as a regular Was in relief his frosh and sophomore years (1.93, and 2.35 ERA's), and then became a starter, posting a 23-11 career mark (1969-1972) Had a fabulous innings-pitched vs walks ratio Issued only 7 walks in 77, senior, innings pitched.



HITTERS

HOME RUNS
The Significant Ones
VSC HISTORY

I can personally relate each, and every, home run that I ever hit, from Little League through college, and semi-pro ball. Admittedly they were very few in number, but the point is, I remember. Bud Bridges from the '63 and '64 teams, remembers a line double off the wall at old Pendelton Park, that almost went out, while Rusty Deavours, of the '63 squad, can tell foot-by-foot the flight of a shot he hit off the top of the fence at Florida State.

The home run, or even the near home run, is part of the mystery of baseball-- will it happen-- when. Valdosta State hitters have blasted 219 four-baggers (approximately; since the 1955 through 1959 statistics are incomplete), and most probably the 90, or so, Rebel/Blazer sluggers can remember each one.

Below are some home run incidents. Their characterization may be biased, and somewhat incorrect, but none-the-less they were significant, and are a very vital part of VSC baseball. The circumstances were either personally seen by me, or discussed by Coach Grant, or Coach Thomas.

MOST IMPRESSIVE INNING: Billy Tyler was cut from the 1974 squad, and the Jacksonville, Fla. native transferred to St. John's River JC. Back at VSC in 1976, Tyler made the Blazer team, and was for a short-time, the starting designated hitter. But Tyler was inconsistent at the dish, and lost his starting job.

On April 7, 1976, however, Coach Thomas (who always gives everyone on the club a chance to play) gave Tyler the DH nod, versus Mercer, at Blazer Field. The bottom of the second inning of this game was history for both Tyler and VSC baseball.

Leading off, with the Blazers on top 3-2, Billy hit a one-one pitch over the 367-mark in right-field for a home run. Later in the same inning, Tyler batted again, and blasted a one-two pitch over the 372-mark in left-center, for his second round-tripper. He grounded out, and popped-up in his other two at-bats in the game, as VSC won 11-5. Tyler became a relief-pitcher shortly after this game, and never hit another circuit-clout in his career. His two home-runs in one inning, however, should stand the test of time, and never be "broken" in VSC history.

MOST IMPRESSIVE GAME: See the feature on Gene Felts. Gene hit three in a March 27, 1972 game versus Erskine, to set the VSC record. Only he, Billy Tyler, and Jeff Greenhalgh (in 1976 versus Florida) have ever hit two home runs in a game for Valdosta State.

MOST SURPRIZING: For most VSC players, anytime they hit a home-run was a novelty. Many players have only one career four-bagger. But one home-run in history stands-out, not only because of who hit it, but when, and where it was hit.

Bart Shuman, a sophomore from Monticello, Fla., had played baseball from the time he was 8-years old. Never had he hit a homer-- not in Little League, not even in practice. Thus while playing in one of his most important games ever, Bart hit one. Don't ask him how, and don't expect any of his teammates to be expert witnesses because when it flew out of Lanphier Park, against UMo-St. Louis in the 1977 NCAA World Series (in Springfield, Ill.), everyone was in total shock.

But there it went, down the right-field line, over the 320-mark, in the fifth inning, to give VSC an 8-4 lead, which became an 11-4 win. Not even a 400-foot shot by teammate Ken Smith, later in the same inning, dampened the ultimate in surprises.

LONGEST by a VSC HITTER at HOME: Jeff "Moose" Greenhalgh holds the school record for homers, with 21 in his career. His most prestigious blast came against Florida State in a 1975, 8-4 VSC loss. The pre-game ceremonies included the re-tiring of the jerseys (and numbers) of Blazer All-Americans, Gene Felts (8), and Sam Bowen (14).

In the second inning, Moose hit a shot over the Pine Tree, in the right-field parking lot, which was estimated at 455-feet. As he rounded third, Seminole coach, Woody Woodward (a former major leaguer), yelled to Coach Thomas, "You should retire that guy's jersey; that's one of the longest balls that I've ever seen."

LONGEST by a VSC HITTER: When you are beaten 26-5 (VSC won the first-game 2-1), as the Blazers were in 1977 by Georgia Southern (at Statesboro), your mind tends to easily forget specific happenings. But, in this game, Cecil Whitehead hit a ball that has to be the longest ever by a Valdosta Stater.

The big, right-handed, catcher caught a first-inning fast-ball in his wheel-house, and hit a bullet that cleared the Southern score-board, in left-field, still rising. It went deep into the sparse woods behind the fence, and hit a short pine tree, finally coming to rest. It was estimated at 475 feet.

It appeared that Cecil caught the ball while it stood still, and swung with all his might, catching it perfectly with his big bat. Only myself, Coach Thomas, and seniors Bill Petty and Steve McDiffitt had ever seen a longer one (see below).

LONGEST by an OPPONENT-AWAY: When Gary "Bull" Giddens took his sign in 1976 at Florida State, to face Terry Kennedy, he knew that the Seminole catcher could hit the long ball. What he didn't realize, however, was that Kennedy would set VSC history, on that very next pitch.

Bull got the ball up, and Kennedy swung. The ball rocketed off in a gigantic arc toward center. It not only cleared the fence at the 420-mark, but went over the center-field light standard. To sum this hit up, it was simply a tape-measure shot. Its distance was not estimated, but....

LONGEST by an OPPONENT-HOME: Valdosta State went into the top-of-the-tenth against Albany State in 1974, tied 2-2. With Dan Darden on the mound, I said to the "Deacon" as he left for the hill, "just keep it in the ball park against this guy."

This guy was huge, third-baseman Gregory Wells, a 6-5, 245 pound tackle on the Ram football team. He had previously doubled, and tripled on vicious shots to left. Darden didn't heed my warning. Wells hit his second pitch onto North campus, near the VSC soccer field.

The immensity of this blast was monumental. The ball cleared the "tall" pines in left, and simply disappeared! It was not even chased by the Blazer managers, but anyone who saw it agreed that a ball had never been hit further in college ball (even Duck Barnes agreed). VSC won 4-3 in the bottom of the tenth on a Vince Musashe hit.

NOTE: Coach Grant says that a Ron Fairey (Erskine), and a Clyde Wright (Carson-Newman) homer (Fairey's was over the center-field wall, while Wright's was in left-center) were the two most impressive that he has ever seen. He did not see Wells'.

I am certain that other homers (both by VSC opponents, and the good-guys) have impressed other people to the point that they would include them above. But I feel safe that the next category includes two home-runs that no one can dispute. But, as in all things, "you just had to be there."

MOST DRAMATIC: In this category there are two, and while the second-mentioned may have been the most important, the former was quite dramatic.

On May 9, 1971, in the first-round of the NAIA District-25 tournament at Columbus, VSC was trailing the hosts 9-6, going into the bottom of the ninth. The Rebels rallied for a run, but with two-out, and men on first and second, the situation looked bleak. Coach Thomas batted pitcher Leroy Purdy for third-baseman Dudley Spruill, in a last gap effort. Purdy responded with a home-run blast that caused complete bedlam, along with the fainting of first-base coach Bob Lingenfelter. The Rebels 10-9 decision helped them to win the tournament.

There is no doubt about the most important/dramatic homer. It came in the bottom of the ninth, in the 1977 NCAA South Atlantic Regional finals, versus West Georgia, at Blazer Field. VSC had beaten the Braves 9-6 in the opener of a do-or-die double-header (VSC had to win two, to go to the Nationals), but trailed 2-1 as the fatal ninth began. While Bill Petty (the Blazer hurler who had seen both runs score on errors) systematically destroyed the equipment house, I left the field, and stood with Mr. Griffin, and Mr. Tyler behind the dugout. A change in luck was needed, and even though VSC had beaten West Georgia in 5 of 7 previous games, it looked as if justice would not prevail.

Lead-off hitter Skip Fite crouched his way to a walk, on four pitches, and Craig Viers came to bat. He fouled-off two pitches on attempted bunts, and then hit a 1-2 pitch over the right-field fence (barely over, and barely fair) for the most important single hit in Valdosta State history. I never saw it, but I (and everyone else) celebrated just the same.



The 1975 team waits for a homer, to turn the tide

GENE FELTS
The Record Breaking Home-Run Year
13 HOME--RUN'S
-1972-

DATE	GAME NO.	AGAINST	PITCHER	NO. MEN ON
3-27	10	Erskine	Hist	2
3-27	10	Erskine	Hist	0
3-27	10	Erskine	Collins	1
3-31	14	Georgia State	Hamno	1
3-31	14	Georgia State	Hamno	2
4-1	15	Georgia State	Rhodes	1
4-12	19	Georgia Southern	Johnson	2
4-15	21	Shorter	Wright	0
4-21	23	Mercer	Payton	0
4-23	24	West Georgia	Henshaw	1
4-25	26	Georgia Southwestern	Hageron	1
5-19	41	Columbus	Hester	0
5-26	44	Birmingham Southern	Jolly	1

1972 was the type of year for Gene Felts, of which every college baseball player dreams. The Lakeland, Ga., sophomore simply demolished opposition pitching to the tune of a .363 batting average, 50 runs-batted-in, and most amazing of all, 13 home-runs.

To put Felts' round-tripper total in perspective, the Valdosta State record to that point stood at 6, while the NCAA record was 16, and the NAIA record 17. Gene's feat was accomplished in a ball-park, that even by major league standards was big. At the time the left-field line measured 336-feet, the left-center power alley 379-feet, and straight-away-center 400-feet. Other college players, who had the advantage of band-box dimensions (such as at Columbus, and Jacksonville State), could not come close to Gene's total.

The home-runs that Gene hit were not the type that barely fell-over the fence either. They were booming shots, that saw opposition left-fielders simply stand and watch. His most memorable day, of course, was on March 27, versus Erskine. Three times, the swinging-from-the-heels sophomore hit shots deep into the left-field pine trees. In six games from March 27, to April 1, Gene hit 6 home runs, and totaled 11 in a seventeen game span through April 25. After a fifteen game dry-spell, he hit tournament 4-baggers against Columbus (NAIA District), and Birmingham Southern (NAIA Area). No player since, in the history of VSC baseball, has come close to tying, or eclipsing Gene's mark. The ordinary power hitter cannot hit 13 baseball out of VSC's big park, in the course of a season.

ALFORD, DAN .. 1974-1976 .. 2B&RF .. RIGHT .. Gainesville, Fla.



ALFORD


	AB	R	H	BI	AVG.	2B	3B	HR	SB
1974 ...	127	19	24	18	.189	3	2	1	12
1975 ...	104	13	26	26	.250	2	1	1	8
1976 ...	173	26	56	30	.324	8	2	1	10
TOTALS	404	58	106	63	.262	13	5	3	30

ALLEN, DICKIE .. 1957-1958 .. RF&SS .. RIGHT .. Stockton, Ga.



	AB	R	H	BI	AVG.	2B	3B	HR	SB
1957 ...	28	1	4	--	.143	--	--	--	--
1958 ...	14	5	4	--	.286	--	--	--	--
TOTALS	42	6	8	--	.191	--	--	--	--

*ALVAREZ, SCOTT .. CHICO .. 1977 .. 3B .. RIGHT .. Leesburg, Ga.



	AB	R	H	BI	AVG.	2B	3B	HR	SB
1977 ...	12	3	3	0	.250	0	0	0	4
TOTALS	12	3	3	0	.250	0	0	0	4

*AMADEO, SAL .. 1977 .. CF .. RIGHT .. Broward (Fla.) JC .. Hollywood, Fla.



	AB	R	H	BI	AVG.	2B	3B	HR	SB
1977 ...	212	61	70	32	.330	11	2	5	11
TOTALS	212	61	70	32	.330	11	2	5	11

ARCHER, MIKE .. 1972 .. P .. RIGHT .. St. Mary's, Ga.



	AB	R	H	BI	AVG.	2B	3B	HR	SB
1972 ...	7	1	1	2	.143	0	0	0	1
TOTALS	7	1	1	2	.143	0	0	0	1

ARNETT, PAT .. 1973 .. P&DH .. RIGHT .. North Florida JC .. Jacksonville, Fla.



ARNETT

	AB	R	H	BI	AVG.	2B	3B	HR	SB
1973 ...	71	9	18	11	.254	2	1	1	4
TOTALS	71	9	18	11	.254	2	1	1	4

BAGGETT, BILL .. 1969-1970 .. LF .. RIGHT .. Polk (Fla.) JC .. Lakeland, Fla.



	AB	R	H	BI	AVG.	2B	3B	HR	SB
1969 ...	123	20	33	14	.268	3	0	4	0
1970 ...	125	23	37	18	.293	5	2	3	4
TOTALS	248	43	70	32	.282	8	2	7	4

BAILEY, ROBERT .. 1961-1962 .. P .. RIGHT .. Spartansburg (S.C.) JC .. Vienna, Ga.



	AB	R	H	BI	AVG.	2B	3B	HR	SB
1961 ...	35	4	12	5	.342	3	0	1	2
1962 ...	13	2	3	0	.231	0	0	0	1
TOTALS	48	6	15	5	.313	3	0	1	3

BALBONI, MIKE .. 1975-1976 .. C .. LEFT .. Central Florida JC .. Ocala, Fla.



BALBONI


	AB	R	H	BI	AVG.	2B	3B	HR	SB
1975 ...	103	12	22	12	.214	6	0	0	1
1976 ...	86	6	13	7	.151	1	0	0	2
TOTALS	189	18	35	19	.185	7	0	0	3

BARTEE, WALTER .. 1956 .. OF .. RIGHT .. Middle Georgia JC .. Cordele, Ga.



	AB	R	H	BI	AVG.	2B	3B	HR	SB
1956 ...	12	1	3	--	.250	--	--	--	--
TOTALS	12	1	3	--	.250	--	--	--	--

BATES, BEN .. 1965-1967 .. C&OF .. RIGHT .. Jennings, Fla.



	AB	R	H	BI	AVG.	2B	3B	HR	SB
1965 ...	98	17	25	16	.255	6	0	3	6
1966 ...	77	12	18	10	.234	0	0	1	1
1967 ...	110	18	38	17	.345	3	2	1	5
TOTALS	285	47	81	43	.284	9	2	5	12

BATES, JACK .. 1955&1957 .. LF&2B .. RIGHT .. Valdosta, Ga.



	AB	R	H	BI	AVG.	2B	3B	HR	SB
1955 ...	8	0	1	--	.125	--	--	--	--
1957 ...	1	1	0	--	.000	--	--	--	--
TOTALS	9	1	1	--	.111	--	--	--	--

BARBER, CECIL .. 1973 .. OF .. RIGHT .. Homerville, Ga.



	AB	R	H	BI	AVG.	2B	3B	HR	SB
1973 ...	4	0	1	0	.250	0	0	0	0
TOTALS	4	0	1	0	.250	0	0	0	0

BASSETT, CARLTON .. KNAT .. 1975 .. OF .. RIGHT .. Thomasville, Ga.



BASSETT

	AB	R	H	BI	AVG.	2B	3B	HR	SB
1975 ...	43	7	11	4	.256	0	0	0	0
TOTALS	43	7	11	4	.256	0	0	0	0

BEALE, CHUCK .. 1976-1977 .. P .. LEFT .. Middle Georgia JC .. Macon, Ga.



	AB	R	H	BI	AVG.	2B	3B	HR	SB
1976 ...	80	18	25	6	.313	2	1	0	1
1977 ...	0	0	0	0	.000	0	0	0	0
TOTALS	80	18	25	6	.313	2	1	0	1

BENNETT, RONALD .. 1971-1972 .. P .. RIGHT .. Brewton-Parker JC .. Jesup, Ga.



	AB	R	H	BI	AVG.	2B	3B	HR	SB
1971 ...	37	6	10	9	.270	3	0	1	0
1972 ...	40	11	11	8	.275	3	0	1	0
TOTALS	77	17	21	17	.273	6	0	2	0

BERRYHILL, RALPH .. 1960 .. C .. RIGHT .. Lakeland, Ga.



	AB	R	H	BI	AVG.	2B	3B	HR	SB
1960 ...	6	0	1	0	.167	0	0	0	0
TOTALS	6	0	1	0	.167	0	0	0	0

BISHOP, MARTY .. 1973-1975 .. 3B .. RIGHT .. Aucilla, Fla.



BISHOP

	AB	R	H	BI	AVG.	2B	3B	HR	SB
1973 ...	7	2	2	0	.286	0	0	0	1
1974 ...	85	9	23	15	.271	5	1	0	2
1975 ...	46	4	8	5	.174	2	0	1	4
TOTALS	138	15	33	22	.239	7	1	1	7

BLACK, COLLIER .. 1971 .. P .. LEFT .. Albany, Ga.



	AB	R	H	BI	AVG.	2B	3B	HR	SB
1971 ...	1	0	0	0	.000	0	0	0	0
TOTALS	1	0	0	0	.000	0	0	0	0

BLANTON, S.W. .. SKEETER .. 1962 .. UTL. .. RIGHT .. Valdosta, Ga.



	AB	R	H	BI	AVG.	2B	3B	HR	SB
1962 ...	5	1	1	0	.200	0	0	0	0
TOTALS	5	1	1	0	.200	0	0	0	0

BLIZZARD, DANNY .. BLIZ .. 1976 .. 3B .. RIGHT .. ABAC .. Cordele, Ga.



	AB	R	H	BI	AVG.	2B	3B	HR	SB
1976 ...	162	20	39	22	.241	10	0	2	3
TOTALS	162	20	39	22	.241	10	0	2	3

BOSTIC, LARRY .. 1966 .. P .. RIGHT .. Nashville, Ga.



	AB	R	H	BI	AVG.	2B	3B	HR	SB
1966 ...	2	0	0	0	.000	0	0	0	0
TOTALS	2	0	0	0	.000	0	0	0	0

BOWEN, SAM .. 1973-1974 .. CF .. RIGHT .. Brunswick JC .. Brunswick, Ga.



	AB	R	H	BI	AVG.	2B	3B	HR	SB
1973 ...	184	43	49	36	.266	11	5	7	14
1974 ...	160	52	55	37	.344	11	6	7	20
TOTALS	344	95	104	73	.302	22	11	14	34

BOWEN


BRADLEY, JOHN .. BIRD .. 1972-1973 .. 3B .. SWITCH .. ABAC .. Annandale, Va.



	AB	R	H	BI	AVG.	2B	3B	HR	SB
1972 ...	56	9	15	7	.268	1	1	0	3
1973 ...	85	11	18	10	.212	2	0	0	2
TOTALS	141	20	33	17	.234	3	1	0	5

BRADLEY

BRANAM, DARRELL .. LITTLE D .. 1973-1975 .. C .. RIGHT .. Valdosta, Ga.



	AB	R	H	BI	AVG.	2B	3B	HR	SB
1973 ...	60	8	9	5	.150	3	0	0	3
1974 ...	132	28	43	34	.326	7	0	3	2
1975 ...	157	29	43	24	.274	4	0	5	3
TOTALS	349	65	95	63	.272	14	0	8	8

BRANAM

BRIDGES, WILLIAM .. EUD .. 1963-1964 .. OF .. RIGHT .. Valdosta, Ga.



	AB	R	H	BI	AVG.	2B	3B	HR	SB
1963 ...	20	4	4	2	.200	1	0	0	1
1964 ...	9	1	2	1	.222	0	0	0	1
TOTALS	29	5	6	3	.207	1	0	0	2

BROCK, JOE .. 1960 .. LF .. RIGHT .. Columbus, Ga.



	AB	R	H	BI	AVG.	2B	3B	HR	SB
1960 ...	32	3	6	2	.188	0	0	0	3
TOTALS	32	3	6	2	.188	0	0	0	3

BROWN, BILL .. 1967 .. 3B .. RIGHT .. Cordele, Ga.



	AB	R	H	BI	AVG.	2B	3B	HR	SB
1967 ...	59	5	11	3	.186	0	0	0	1
TOTALS	59	5	11	3	.186	0	0	0	1

BROWN, TOMMY .. 1968 .. INF .. RIGHT .. Moultrie, Ga.



	AB	R	H	BI	AVG.	2B	3B	HR	SB
1968 ...	9	2	2	2	.222	0	1	0	0
TOTALS	9	2	2	2	.222	0	1	0	0

VALDOSTA

BUSH, WILLIAM .. BUDDY .. 1964 .. 2B .. RIGHT .. Colquitt, Ga.



	AB	R	H	BI	AVG.	2B	3B	HR	SB
1964 ...	75	10	20	12	.270	4	2	1	2
TOTALS	75	10	20	12	.270	4	2	1	2

CHADWICK, DAN .. CHAD .. 1971-1974 .. P .. RIGHT .. East Gary, Ind.



	AB	R	H	BI	AVG.	2B	3B	HR	SB
1971 ...	10	2	5	1	.500	0	0	0	0
1972 ...	8	0	0	0	.000	0	0	0	0
1973 ...	2	0	0	0	.000	0	0	0	0
TOTALS	20	2	5	1	.250	0	0	0	0

CHITTY, STEVE .. 1960-1962 .. 1B&2B .. RIGHT .. Valdosta, Ga.



	AB	R	H	BI	AVG.	2B	3B	HR	SB
1960 ...	22	3	4	2	.182	0	0	0	2
1961 ...	69	9	15	4	.217	0	1	0	3
1962 ...	66	10	10	7	.152	0	0	0	4
TOTALS	157	22	29	13	.185	0	1	0	9

*CLARINGTON, LAWRENCE .. 1975-1977 .. P .. RIGHT .. Perry, Ga.



	AB	R	H	BI	AVG.	2B	3B	HR	SB
1975 ...	2	0	0	0	.000	0	0	0	0
TOTALS	2	0	0	0	.000	0	0	0	0

COMER, CYRIL .. MURRAY .. 1955 .. RF .. LEFT .. Ray City, Ga.



	AB	R	H	BI	AVG.	2B	3B	HR	SB
1955 ...	7	0	2	--	.286	--	--	--	--
TOTALS	7	0	2	--	.286	--	--	--	--

COURTNEY, CRAIG .. 1969 & 1971-1972 .. 1B .. LEFT .. East Gary, Ind.



	AB	R	H	BI	AVG.	2B	3B	HR	SB
1969 ...	132	35	52	37	.394	13	6	6	4
1971 ...	147	21	41	20	.279	8	3	1	8
1972 ...	151	30	49	37	.325	10	3	1	6
TOTALS	430	86	142	94	.330	31	12	8	18

COWART, EDDIE .. 1972 .. LF .. LEFT .. ABAC .. Dawson, Ga.



	AB	R	H	BI	AVG.	2B	3B	HR	SB
1972 ...	115	19	37	17	.322	5	0	0	7
TOTALS	115	19	37	17	.322	5	0	0	7

CRAWFORD, STEVE .. 1967-1970 .. RF .. LEFT .. Lake City, Fla.



	AB	R	H	BI	AVG.	2B	3B	HR	SB
1967 ...	95	14	22	6	.232	4	3	0	2
1968 ...	95	18	36	23	.379	12	4	1	15
1969 ...	112	34	32	22	.285	5	0	3	29
1970 ...	143	27	43	19	.301	7	1	0	18
TOTALS	445	93	133	70	.299	28	8	4	64

CREEL, ROBERT .. RED .. 1963-1965 .. OF .. RIGHT .. Albany, Ga.




	AB	R	H	BI	AVG.	2B	3B	HR	SB
1963 ...	44	8	9	4	.205	0	1	1	1
1964 ...	62	3	11	6	.178	2	0	0	2
1965 ...	52	9	8	8	.154	2	0	0	1
TOTALS	158	20	28	18	.177	4	1	1	4

CULLER, MADISON .. 1964 .. P .. RIGHT .. Lexington, Ky.



	AB	R	H	BI	AVG.	2B	3B	HR	SB
1964 ...	1	0	0	0	.000	0	0	0	0
TOTALS	1	0	0	0	.000	0	0	0	0

DACUS, DELANE .. 1973 .. P .. RIGHT .. Brewton-Parker JC .. Phenix City, Ala.



	AB	R	H	BI	AVG.	2B	3B	HR	SB
1973 ...	1	0	0	0	.000	0	0	0	0
TOTALS	1	0	0	0	.000	0	0	0	0

DARDEN, DAN .. DEACON .. 1974-1975 .. DH&CF .. RIGHT .. Middle Georgia JC .. Macon, Ga.



DARDEN

	AB	R	H	BI	AVG.	2B	3B	HR	SB
1974 ...	106	25	39	8	.368	4	0	0	7
1975 ...	223	45	74	36	.332	12	8	5	25
TOTALS	329	70	113	44	.343	16	8	5	32

DAVID, JAMES .. 1959 .. 1B .. RIGHT .. Jacksonville, Fla.



	AB	R	H	BI	AVG.	2B	3B	HR	SB
1959 ...	23	0	2	0	.087	--	--	--	--
TOTALS	23	0	2	0	.087	--	--	--	--

DEATON, ED .. 1955-1956 .. 1B .. LEFT .. Columbus, Ga.



	AB	R	H	BI	AVG.	2B	3B	HR	SB
1955 ...	30	6	7	--	.233	--	--	--	--
1956 ...	37	3	10	--	.270	--	--	--	--
TOTALS	67	9	17	--	.254	--	--	--	--

DEAVOURS, GEORGE .. RUSTY .. 1963 .. 2B .. RIGHT .. South Georgia JC .. Cordele, Ga.



	AB	R	H	BI	AVG.	2B	3B	HR	SB
1963 ...	29	3	8	2	.273	0	2	0	1
TOTALS	29	3	8	2	.273	0	2	0	1

DELANEY, GERALD .. 1957&1960 .. 3B .. RIGHT .. Thomasville, Ga.



	AB	R	H	BI	AVG.	2B	3B	HR	SB
1957 ...	32	2	10	--	.313	--	--	--	--
1960 ...	66	9	18	7	.273	4	1	0	5
TOTALS	98	11	28	7	.286	4	1	0	5

DELOACH, R.S. .. 1967-1968 .. 1B .. LEFT .. Valdosta, Ga.




	AB	R	H	BI	AVG.	2B	3B	HR	SB
1967 ...	10	1	0	0	.000	0	0	0	0
1968 ...	1	0	1	0	1.000	0	0	0	0
TOTALS	11	1	1	0	.091	0	0	0	0

*DEMERSSEMAN, DAVID .. 1976-1977 .. OF&DH .. RIGHT .. Valdosta, Ga.



	AB	R	H	BI	AVG.	2B	3B	HR	SB
1976 ...	101	10	25	18	.248	7	0	0	7
1977 ...	227	58	74	37	.326	16	2	2	20
TOTALS	328	68	99	55	.302	23	2	2	27

DENNIS, JERRY .. 1972&1974 .. 1B .. LEFT .. Valdosta, Ga.



DENNIS

	AB	R	H	BI	AVG.	2B	3B	HR	SB
1972 ...	15	4	4	3	.267	3	0	0	0
1974 ...	44	3	7	3	.159	1	0	0	1
TOTALS	49	7	11	6	.186	4	0	0	1

DEVANE, JIMMY .. 1956 .. P .. RIGHT .. Valdosta, Ga.



	AB	R	H	BI	AVG.	2B	3B	HR	SB
1956 ...	1	0	0	--	.000	--	--	--	--
TOTALS	1	0	0	--	.000	--	--	--	--

DEVANE, JIMMY .. 1968-1970 .. C .. RIGHT .. Valdosta, Ga.



	AB	R	H	BI	AVG.	2B	3B	HR	SB
1968 ...	4	0	1	0	.250	0	0	0	0
1969 ...	9	0	2	1	.222	0	0	0	0
1970 ...	14	4	4	2	.286	0	0	0	3
TOTALS	27	4	7	3	.259	0	0	0	3

DEVIVO, ANGELO .. ANGIE .. 1961-63&1965 .. INFIELD .. RIGHT .. Mt. Vernon, Ill.



	AB	R	H	BI	AVG.	2B	3B	HR	SB
1961 ...	63	16	18	12	.286	1	4	0	2
1962 ...	74	12	24	16	.324	1	3	1	4
1963 ...	44	8	13	14	.295	3	0	0	2
1965 ...	45	9	10	10	.222	1	0	1	0
TOTALS	226	45	65	52	.288	6	7	2	8

DIXON, JOE .. 1961 .. 3B .. RIGHT .. Alapaha, Ga.



	AB	R	H	BI	AVG.	2B	3B	HR	SB
1961 ...	75	14	22	10	.293	1	1	1	3
TOTALS	75	14	22	10	.293	1	1	1	3

ELDER, DE WAYNE .. 1967-1968 .. 2B&C .. RIGHT .. Starke, Fla.



	AB	R	H	BI	AVG.	2B	3B	HR	SB
1967 ...	84	11	15	9	.179	2	1	0	0
1968 ...	66	10	18	8	.273	4	0	0	8
TOTALS	150	21	33	17	.220	6	1	0	8

EMERT, CHARLES .. ALLEN .. 1968 .. UTL .. RIGHT .. West Palm Beach, Fla.



	AB	R	H	BI	AVG.	2B	3B	HR	SB
1968 ...	0	2	0	2	.000	0	0	0	0
TOTALS	0	2	0	2	.000	0	0	0	0

ETHREDGE, BUCK .. 1959-1960 .. 1B&P .. LEFT .. ABAC .. Leary, Ga.




	AB	R	H	BI	AVG.	2B	3B	HR	SB
1959 ...	51	8	17	12	.333	--	--	--	--
1960 ...	67	11	19	18	.284	1	1	2	1
TOTALS	118	19	36	30	.305	1	1	2	1

EVANS, LINDY .. 1962-1965 .. 3B&C .. RIGHT .. Valdosta, Ga.




	AB	R	H	BI	AVG.	2B	3B	HR	SB
1962 ...	7	1	2	1	.286	1	0	0	1
1963 ...	7	1	1	0	.143	1	0	0	1
1964 ...	71	8	18	6	.255	1	1	0	1
1965 ...	100	17	31	15	.310	2	1	0	0
TOTALS	185	27	52	22	.281	5	2	0	3

FAULKNER, HANSEL .. 1959-60&1968 .. SS .. RIGHT .. Sparks, Ga.



	AB	R	H	BI	AVG.	2B	3B	HR	SB
1959 ...	60	14	19	6	.317	--	--	--	--
1960 ...	71	15	12	5	.169	1	2	0	16
1968 ...	2	0	0	0	.000	0	0	0	0
TOTALS	133	29	31	11	.233	1	2	0	16

FEIST, VIC .. 1975-1976 .. P .. LEFT .. Brewton-Parker JC .. Medina, Ohio



	AB	R	H	BI	AVG.	2B	3B	HR	SB
1975 ...	3	0	1	0	.333	0	0	0	0
TOTALS	3	0	1	0	.333	0	0	0	0


FELTS, GENE .. 1971-1974 .. LF&CF .. RIGHT .. Lakeland, Ga.



FELTS

	AB	R	H	BI	AVG.	2B	3B	HR	SB
1971 ...	167	28	46	12	.275	4	2	2	14
1972 ...	168	54	61	50	.363	9	6	13	19
1973 ...	212	41	78	29	.368	11	6	4	20
1974 ...	183	39	53	30	.290	10	4	0	14
TOTALS	730	162	238	121	.326	34	18	19	67

FERRERA, TONY .. TATER .. 1974-1975 .. P .. RIGHT .. Lewiston, Idaho



FERRERA

	AB	R	H	BI	AVG.	2B	3B	HR	SB
1974 ...	1	0	0	0	.000	0	0	0	0
TOTALS	1	0	0	0	.000	0	0	0	0

FIELDS, TERRY .. 1970-1973 .. SS .. RIGHT .. Indianapolis, Ind.



FIELDS

	AB	R	H	BI	AVG.	2B	3B	HR	SB
1970 ...	11	4	4	4	.364	2	1	0	0
1971 ...	122	18	27	17	.221	5	0	2	11
1972 ...	126	24	32	14	.254	3	3	2	4
1973 ...	179	23	40	20	.223	1	2	2	4
TOTALS	438	59	103	55	.235	11	6	6	19

FIKE, DENNIS .. 1964-1967 .. OF&1B .. LEFT .. Perry, Ga.



	AB	R	H	BI	AVG.	2B	3B	HR	SB
1964 ...	67	12	22	14	.328	1	0	1	1
1965 ...	94	16	18	10	.191	2	0	2	3
1966 ...	87	16	30	15	.345	3	6	1	0
1967 ...	108	12	29	17	.269	4	3	0	1
TOTALS	356	56	99	56	.278	10	9	4	5

FISHER, EDDIE .. 1966-1969 .. P .. RIGHT .. Federalsburg, Md.



FISHER

	AB	R	H	BI	AVG.	2B	3B	HR	SB
1966 ...	31	6	10	4	.323	1	0	0	0
1967 ...	11	1	2	1	.182	0	1	0	0
1968 ...	18	0	2	1	.111	0	0	0	0
1969 ...	37	0	5	1	.135	1	0	0	0
TOTALS	97	7	19	7	.196	2	1	0	0

FITE, STANLEY .. SKIP .. 1976-1977 .. 2B .. LEFT .. Chipola (Fla.) JC .. Douglasville, Ga.



	AB	R	H	BI	AVG.	2B	3B	HR	SB
1976 ...	186	41	58	17	.312	7	0	1	20
1977 ...	227	72	83	26	.366	10	4	0	28
TOTALS	413	113	141	43	.341	17	4	1	48

FORAN, FOSTER .. ROOSTER .. 1974-1975 .. OF .. RIGHT .. Chipola (Fla.) JC .. Marianna, Fla.



FORAN

	AB	R	H	BI	AVG.	2B	3B	HR	SB
1974 ...	42	12	17	18	.405	3	0	2	1
1975 ...	119	7	28	15	.235	4	2	1	1
TOTALS	161	19	45	33	.280	7	2	3	2

FORTENBERRY, BILLY .. 1977 .. LF .. RIGHT .. Marietta, Ga.




	AB	R	H	BI	AVG.	2B	3B	HR	SB
1977 ...	194	31	62	38	.320	10	1	2	1
TOTALS	194	31	62	38	.320	10	1	2	1

FORTNER, RON .. 1965-1968 .. P .. RIGHT .. East Gary, Ind.



	AB	R	H	BI	AVG.	2B	3B	HR	SB
1965 ...	28	8	5	5	.179	0	0	1	0
1966 ...	25	3	3	1	.120	2	0	0	0
1967 ...	31	2	4	3	.129	1	1	1	0
1968 ...	17	0	2	1	.118	2	0	0	0
TOTALS	101	13	14	10	.139	5	1	2	0

*FOWLER, BRUCE .. FALHOON .. 1977 .. 1B .. SWITCH .. ABAC .. Columbus, Ind.



	AB	R	H	BI	AVG.	2B	3B	HR	SB
1977 ...	167	40	55	22	.329	11	2	1	6
TOTALS	167	40	55	22	.329	11	2	1	6

GABLE, BILL .. GABE .. 1965-1966 .. UTL .. RIGHT .. Perrysburg, Ohio



	AB	R	H	BI	AVG.	2B	3B	HR	SB
1965 ...	11	2	1	0	.091	0	0	0	0
1966 ...	6	0	0	0	.000	0	0	0	0
TOTALS	17	2	1	0	.059	0	0	0	0

GEORGE, JOE .. 1962-1963 .. C .. RIGHT .. Valdosta, Ga.




	AB	R	H	BI	AVG.	2B	3B	HR	SB
1962 ...	43	5	13	6	.302	1	0	0	0
1963 ...	2	0	0	0	.000	0	0	0	0
TOTALS	45	5	13	6	.289	1	0	0	0

GEORGE, NOEL .. 1955&1957 .. 3B&SS .. RIGHT .. Valdosta, Ga.



	AB	R	H	BI	AVG.	2B	3B	HR	SB
1955 ...	44	6	12	--	.273	--	--	--	--
1957 ...	31	12	13	--	.419	--	--	--	--
TOTALS	75	18	25	--	.333	--	--	--	--

GIDDENS, GARY .. BULL .. 1975-1976 .. P .. RIGHT .. ABAC .. Fitzgerald, Ga.



	AB	R	H	BI	AVG.	2B	3B	HR	SB
1975 ...	28	7	5	7	.179	0	0	0	0
1976 ...	5	0	0	0	.000	0	0	0	0
TOTALS	33	7	5	7	.152	0	0	0	0

GOLDEN, AL .. 1970-1973 .. OF .. RIGHT .. Valdosta, Ga.



GOLDEN


	AB	R	H	BI	AVG.	2B	3B	HR	SB
1970 ...	16	5	6	4	.375	1	1	0	0
1971 ...	82	6	17	6	.207	1	2	0	2
1972 ...	22	3	4	6	.182	1	1	1	2
1973 ...	84	8	19	6	.226	1	1	0	0
TOTALS	204	22	46	22	.225	4	5	1	4

GRANT, JIM .. 1965-1966 .. 1B .. LEFT .. Atlanta, Ga.



	AB	R	H	BI	AVG.	2B	3B	HR	SB
1965 ...	18	5	6	4	.333	0	0	0	0
1966 ...	13	3	4	1	.308	0	0	0	0
TOTALS	31	8	10	5	.323	0	0	0	0

GRAY, GENE .. 1955-1956 .. SS&3B .. RIGHT .. Georgia SW JC .. Columbus, Ga.



G. Gray

	AB	R	H	BI	AVG.	2B	3B	HR	SB
1955 ...	45	15	16	--	.356	--	--	--	--
1956 ...	43	6	12	--	.279	--	--	--	--
TOTALS	88	21	28	--	.318	--	--	--	--

GRUHL, GORDIE .. 1970 .. P .. RIGHT .. Hope, Ind.



	AB	R	H	BI	AVG.	2B	3B	HR	SB
1970 ...	0	2	0	0	.000	0	0	0	0
TOTALS	0	2	0	0	.000	0	0	0	0

HAHN, LARK .. 1973-1974 .. OF .. RIGHT .. Columbus, Ind.



HAHN

	AB	R	H	BI	AVG.	2B	3B	HR	SB
1973 ...	7	2	2	1	.286	0	0	0	1
1974 ...	7	2	3	2	.429	0	0	0	0
TOTALS	14	4	5	3	.357	0	0	0	1

HALL, CHIP .. 1970 .. P .. RIGHT .. Valdosta, Ga.



	AB	R	H	BI	AVG.	2B	3B	HR	SB
1970 ...	4	0	1	1	.250	0	0	0	0
TOTALS	4	0	1	1	.250	0	0	0	0

HALL, JIMMY .. 1969-1971 .. 3B .. RIGHT .. Valdosta, Ga.



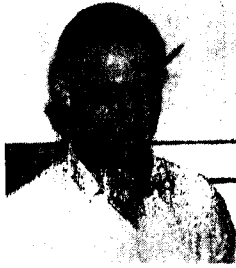
	AB	R	H	BI	AVG.	2B	3B	HR	SB
1969 ...	12	1	4	3	.333	0	0	0	2
1970 ...	24	12	6	6	.250	0	0	0	4
1971 ...	49	5	7	6	.143	0	0	0	3
TOTALS	85	18	17	15	.200	0	0	0	9

HAMPTON, MIKE .. 1958-1959 .. P .. RIGHT .. Quitman, Ga.



	AB	R	H	BI	AVG.	2B	3B	HR	SB
1958 ...	1	0	0	--	.000	--	--	--	--
1959 ...	24	4	3	4	.125	--	--	--	--
TOTALS	25	4	3	4	.120	--	--	--	--

GREEN, BOB .. 1955 .. CF .. RIGHT .. Valdosta, Ga.



	AB	R	H	BI	AVG.	2B	3B	HR	SB
1955 ...	36	9	12	--	.333	--	--	--	--
TOTALS	36	9	12	--	.333	--	--	--	--


GREENHALGH, JEFF .. MOOSE .. 1974-1976 .. 1B .. LEFT .. Tampa, Fla.



GREENHALGH

	AB	R	H	BI	AVG.	2B	3B	HR	SB
1974 ...	117	20	27	26	.231	2	1	3	2
1975 ...	175	35	51	32	.291	5	2	9	1
1976 ...	154	28	38	31	.247	1	2	9	6
TOTALS	446	83	116	89	.260	8	5	21	9


GREENWALD, JERRY .. 1960-1961 .. 1B .. LEFT .. Loveland, Ohio



J. Greenwald


	AB	R	H	BI	AVG.	2B	3B	HR	SB
1960 ...	7	0	0	0	.000	0	0	0	0
1961 ...	17	0	4	2	.236	0	0	0	0
TOTALS	24	0	4	2	.167	0	0	0	0

*GRIFFIN, KEITH .. 1977 .. 3B .. RIGHT .. Middle Georgia JC .. Athens, Ga.



	AB	R	H	BI	AVG.	2B	3B	HR	SB
1977 ...	181	31	47	36	.260	9	1	2	9
TOTALS	181	31	47	36	.260	9	1	2	9

GRIFFIS, WILLARD .. 1958-1960 .. OF .. RIGHT .. Quitman, Ga.



	AB	R	H	BI	AVG.	2B	3B	HR	SB
1958 ...	4	0	0	--	.000	--	--	--	--
1959 ...	31	4	7	3	.226	--	--	--	--
1960 ...	34	6	8	1	.235	0	0	0	10
TOTALS	69	10	15	4	.217	0	0	0	10

HANCOCK, JERRY .. 1959 .. UTL .. RIGHT .. Boston, Ga.



	AB	R	H	BI	AVG.	2B	3B	HR	SB
1959 ...	1	0	0	0	.000	--	--	--	--
TOTALS	1	0	0	0	.000	--	--	--	--

HAND, ROBERT .. 1963 .. P .. RIGHT .. Columbus JC .. Columbus, Ga.



	AB	R	H	BI	AVG.	2B	3B	HR	SB
1963 ...	2	0	0	0	.000	0	0	0	0
TOTALS	2	0	0	0	.000	0	0	0	0

HARRINGTON, JIMMY .. 1959-1960 .. OF .. RIGHT .. Valdosta, Ga.



	AB	R	H	BI	AVG.	2B	3B	HR	SB
1959 ...	14	1	4	2	.286	--	--	--	--
1960 ...	11	2	2	0	.182	0	0	0	1
TOTALS	25	3	6	2	.240	0	0	0	1

HASSELL, ANDY .. 1970-1973 .. P .. RIGHT .. Athens, Ga.



HASSELL

	AB	R	H	BI	AVG.	2B	3B	HR	SB
1970 ...	3	0	1	1	.333	0	0	0	0
1971 ...	2	0	0	0	.000	0	0	0	0
1972 ...	11	1	1	3	.091	0	0	0	2
1973 ...	3	1	1	2	.333	1	0	0	1
TOTALS	19	2	3	6	.158	1	0	0	3

HATCHER, MARVIN .. 1955-56&1958 .. P .. RIGHT .. Columbus, Ga.



	AB	R	H	BI	AVG.	2B	3B	HR	SB
1955 ...	15	4	5	--	.333	--	--	--	--
1956 ...	16	4	3	--	.188	--	--	--	--
1958 ...	3	3	0	--	.000	--	--	--	--
TOTALS	34	11	8	--	.235	--	--	--	--

HATHAWAY, JIM .. 1957-1958 .. 1B .. RIGHT .. Douglas, Ga.



	AB	R	H	BI	AVG.	2B	3B	HR	SB
1957 ...	3	0	0	--	.000	--	--	--	--
1958 ...	2	0	0	--	.000	--	--	--	--
TOTALS	5	0	0	--	.000	--	--	--	--

HAY, BILL .. WILLIE .. 1958 .. 2B .. RIGHT .. Georgia SW JC .. Manchester, Ga.



	AB	R	H	BI	AVG.	2B	3B	HR	SB
1958 ...	2	0	0	--	.000	--	--	--	--
TOTALS	2	0	0	--	.000	--	--	--	--

HEARN, BILL .. 1964 .. 3B .. RIGHT .. Decatur, Ga.



	AB	R	H	BI	AVG.	2B	3B	HR	SB
1964 ...	17	3	3	2	.176	1	0	0	0
TOTALS	17	3	3	2	.176	1	0	0	0

HERNDON, EDDIE .. 1958 .. 2B .. SWITCH .. Valdosta, Ga.



	AB	R	H	BI	AVG.	2B	3B	HR	SB
1958 ...	17	2	5	--	.294	--	--	--	--
TOTALS	17	2	5	--	.294	--	--	--	--

HICKS, JIMMY .. 1961-1962 .. RF .. RIGHT .. Cooledge, Ga.



	AB	R	H	BI	AVG.	2B	3B	HR	SB
1961 ...	54	6	6	5	.111	0	0	0	1
1962 ...	1	0	0	0	.000	0	0	0	0
TOTALS	55	6	6	5	.109	0	0	0	1

HILL, ASHLEY .. 1955-1958 .. CF .. RIGHT .. Valdosta, Ga.



	AB	R	H	BI	AVG.	2B	3B	HR	SB
1955 ...	2	0	0	--	.000	--	--	--	--
1956 ...	41	5	10	--	.244	--	--	--	--
1957 ...	25	6	6	--	.240	--	--	--	--
1958 ...	13	5	4	--	.308	--	--	--	--
TOTALS	81	16	20	--	.247	--	--	--	--

HODGES, PRESTON .. 1962-1963 .. OF .. LEFT .. Garden City, Ga.



	AB	R	H	BI	AVG.	2B	3B	HR	SB
1962 ...	18	1	2	0	.111	0	0	0	1
1963 ...	2	0	0	0	.000	0	0	0	0
TOTALS	20	1	2	0	.100	0	0	0	1

HUDSON, DENNIS .. HERMAN .. 1961-1964 .. P .. RIGHT .. Gainesville, Ga.



	AB	R	H	BI	AVG.	2B	3B	HR	SB
1961 ...	41	2	3	0	.073	0	0	0	0
1962 ...	28	5	7	4	.250	0	0	0	0
1963 ...	28	6	7	2	.250	0	0	0	0
1964 ...	20	1	2	1	.100	0	0	0	1
TOTALS	117	14	19	7	.162	0	0	0	1

HULSEY, DEWEY .. 1959 .. OF .. RIGHT .. Cordele, Ga.



	AB	R	H	BI	AVG.	2B	3B	HR	SB
1959 ...	38	4	6	1	.158	--	--	--	--
TOTALS	38	4	6	1	.158	--	--	--	--

HUNNICUTT, KERMIT .. 1962 .. OF .. RIGHT .. Moultrie, Ga.




	AB	R	H	BI	AVG.	2B	3B	HR	SB
1962 ...	39	2	8	1	.205	0	0	0	0
TOTALS	39	2	8	1	.205	0	0	0	0

HUTCHERSON, TOMMY .. 1965-1966 .. OF .. RIGHT .. Columbus JC .. Columbus, Ga.




	AB	R	H	BI	AVG.	2B	3B	HR	SB
1965 ...	22	3	5	1	.227	0	0	0	0
1966 ...	32	3	11	3	.344	0	0	0	3
TOTALS	54	6	16	4	.296	0	0	0	3

HUXFORD, BILL .. 1971 .. UTL .. RIGHT .. St. John's River (Fla.) JC .. Perry, Fla.



	AB	R	H	BI	AVG.	2B	3B	HR	SB
1971 ...	29	4	5	2	.172	0	0	0	2
TOTALS	29	4	5	2	.172	0	0	0	2

HYSLER, LARRY .. 1968-1970 .. 2B .. RIGHT .. Albany, Ga.



	AB	R	H	BI	AVG.	2B	3B	HR	SB
1968 ...	71	7	16	7	.225	5	0	0	6
1969 ...	105	8	23	14	.208	5	0	1	6
1970 ...	133	20	36	14	.271	5	2	2	7
TOTALS	309	35	75	35	.243	15	2	3	19

JAMES, BENNIE .. 1957 .. OF .. LEFT .. Waycross, Ga.



	AB	R	H	BI	AVG.	2B	3B	HR	SB
1957 ...	10	1	2	--	.200	--	--	--	--
TOTALS	10	1	2	--	.200	--	--	--	--

JARVIS, A.J. .. 1957 .. RF .. RIGHT .. Quitman, Ga.



	AB	R	H	BI	AVG.	2B	3B	HR	SB
1957 ...	9	1	1	--	.111	--	--	--	--
TOTALS	9	1	1	--	.111	--	--	--	--

JENNINGS, JAMES .. 1960 .. 1B .. LEFT .. Americus, Ga.



	AB	R	H	BI	AVG.	2B	3B	HR	SB
1960 ...	35	11	11	3	.314	4	4	0	7
TOTALS	35	11	11	3	.314	4	4	0	7

JOHNSON, JERRY .. 1961 .. P .. RIGHT .. Pelham, Ga.



	AB	R	H	BI	AVG.	2B	3B	HR	SB
1961 ...	15	1	2	0	.133	0	0	0	0
TOTALS	15	1	2	0	.133	0	0	0	0

JOHNSON, TOMMY .. 1963-1966 .. SS .. RIGHT .. Valdosta, Ga.



	AB	R	H	BI	AVG.	2B	3B	HR	SB
1963 ...	42	11	11	6	.262	1	1	0	3
1964 ...	70	12	17	5	.243	1	3	1	2
1965 ...	48	15	18	9	.375	5	1	1	0
1966 ...	79	13	18	10	.228	1	0	1	2
TOTALS	239	51	64	30	.268	8	5	3	7

JOINER, GARMON .. 1956 .. 1B .. RIGHT .. Valdosta, Ga.




	AB	R	H	BI	AVG.	2B	3B	HR	SB
1956 ...	2	0	0	--	.000	--	--	--	--
TOTALS	2	0	0	--	.000	--	--	--	--

JONES, HARRY .. MOOSE .. 1968-1971 .. 1B .. RIGHT .. Allentown. Pa.



	AB	R	H	BI	AVG.	2B	3B	HR	SB
1968 ...	17	4	6	3	.353	1	0	0	1
1969 ...	28	4	5	1	.178	0	0	0	1
1970 ...	133	16	32	13	.241	3	2	2	1
1971 ...	157	23	48	28	.306	8	1	6	11
TOTALS	335	47	91	45	.272	12	3	8	14

JONES, KIM .. 1975-1976 .. OF .. LEFT .. Greencastle, Ind.



JONES

	AB	R	H	BI	AVG.	2B	3B	HR	SB
1975 ...	52	10	11	9	.212	4	1	0	13
1976 ...	39	8	10	5	.256	0	1	1	2
TOTALS	91	18	21	14	.231	4	2	1	15

JONES, STEVE .. GOOFY .. 1972-1973 .. 1B .. LEFT .. Norman JC .. Callahan, Fla.



JONES

	AB	R	H	BI	AVG.	2B	3B	HR	SB
1972 ...	29	5	10	8	.345	1	1	0	1
1973 ...	210	32	63	22	.300	5	2	0	7
TOTALS	239	37	73	30	.305	6	3	0	8

KEADLE, LAVON .. GOOSE .. 1975 .. P .. RIGHT .. Pavo, Ga.



	AB	R	H	BI	AVG.	2B	3B	HR	SB
1975 ...	0	1	0	0	.000	0	0	0	0
TOTALS	0	1	0	0	.000	0	0	0	0

KEBLER, STEVE .. 1960 .. P .. RIGHT .. Pontiac, Mich.



	AB	R	H	BI	AVG.	2B	3B	HR	SB
1960 ...	28	2	5	2	.179	1	0	0	0
TOTALS	28	2	5	2	.179	1	0	0	0

KILMER, MARK .. 1971 .. OF .. RIGHT .. Atlanta, Ga.



	AB	R	H	BI	AVG.	2B	3B	HR	SB
1971 ...	1	0	0	0	.000	0	0	0	0
TOTALS	1	0	0	0	.000	0	0	0	0

KTISER, SPENCE .. 1967-1970 .. CF .. LEFT .. Manassas, Va.



	AB	R	H	BI	AVG.	2B	3B	HR	SB
1967 ...	64	11	17	8	.266	0	0	0	7
1968 ...	41	7	10	4	.244	0	0	0	0
1969 ...	91	27	27	11	.297	3	2	1	7
1970 ...	144	30	45	12	.313	5	5	0	10
TOTALS	340	75	99	35	.291	8	7	1	24

KNIGHT, JACK .. 1955 .. LF .. RIGHT .. Ray City, Ga.



	AB	R	H	BI	AVG.	2B	3B	HR	SB
1955 ...	35	11	5	--	.143	--	--	--	--
TOTALS	35	11	5	--	.143	--	--	--	--

LAMPHIER, BOB .. 1965-1966 .. OF .. LEFT .. Crown Point, Ind.



	AB	R	H	BI	AVG.	2B	3B	HR	SB
1965 ...	93	15	23	11	.247	4	2	1	11
1966 ...	67	4	12	6	.179	1	1	1	2
TOTALS	160	19	35	17	.219	5	3	2	13

LEACH, DALE .. 1977 .. 1B .. RIGHT .. Gainesville, Fla.



	AB	R	H	BI	AVG.	2B	3B	HR	SB
1977 ...	120	19	33	29	.275	4	0	2	3
TOTALS	120	19	33	29	.275	4	0	2	3

LEE, GREG .. 1970-1971 .. P .. LEFT .. Camilla, Ga.



	AB	R	H	BI	AVG.	2B	3B	HR	SB
1970 ...	58	6	12	10	.207	1	1	0	0
1971 ...	51	4	5	3	.098	0	0	0	2
TOTALS	109	10	17	13	.156	1	1	0	2

LEFILES, MARTY .. 1972-1974 .. P .. RIGHT .. Valdosta, Ga.



LEFILES

	AB	R	H	BI	AVG.	2B	3B	HR	SB
1972 ...	9	1	1	0	.111	0	0	0	0
1973 ...	7	2	2	3	.286	0	0	1	0
1974 ...	6	1	1	0	.167	0	0	0	0
TOTALS	22	4	4	3	.182	0	0	1	0

LINGENFELTER, BOB .. 1971 .. P .. RIGHT .. Monroe, Wash.



	AB	R	H	BI	AVG.	2B	3B	HR	SB
1971 ...	2	0	0	1	.000	0	0	0	0
TOTALS	2	0	0	1	.000	0	0	0	0

LONG, BILL .. 1955 .. C .. RIGHT .. Quitman, Ga.



	AB	R	H	BI	AVG.	2B	3B	HR	SB
1955 ...	32	6	7	--	.219	--	--	--	--
TOTALS	32	6	7	--	.219	--	--	--	--

McDIFFITT, STEVE .. MAC .. 1974-1977 .. P .. RIGHT .. New Martinsville, W.Va.



McDIFFITT

	AB	R	H	BI	AVG.	2B	3B	HR	SB
1975 ...	1	0	0	0	.000	0	0	0	0
TOTALS	1	0	0	0	.000	0	0	0	0

McELVEY, BOB .. 1955&1957 .. P .. RIGHT .. Valdosta, Ga.



	AB	R	H	BI	AVG.	2B	3B	HR	SB
1955 ...	13	5	2	--	.154	--	--	--	--
1957 ...	20	4	4	--	.200	--	--	--	--
TOTALS	33	9	6	--	.182	--	--	--	--

McGOWAN, SAM .. 1955 .. RF .. RIGHT .. Valdosta, Ga.



	AB	R	H	BI	AVG.	2B	3B	HR	SB
1955 ...	1	0	0	--	.000	--	--	--	--
TOTALS	1	0	0	--	.000	--	--	--	--

McINTYRE, JOHNNY .. 1960-1962 .. CF .. RIGHT .. Valdosta, Ga.



	AB	R	H	BI	AVG.	2B	3B	HR	SB
1960 ...	56	7	11	9	.196	0	0	0	11
1961 ...	68	11	18	4	.267	1	0	0	10
1962 ...	67	15	19	6	.284	3	0	0	8
TOTALS	191	33	48	19	.251	4	0	0	29

J. McIntyre


McLENDON, HODGES .. 1976-1977 .. P .. LEFT .. ABAC .. Dawson, Ga.



	AB	R	H	BI	AVG.	2B	3B	HR	SB
1976 ...	1	0	0	0	.000	0	0	0	0
TOTALS	1	0	0	0	.000	0	0	0	0

McLendon

McLEOD, JOHN .. 1956 .. SS .. RIGHT .. Albany, Ga.



	AB	R	H	BI	AVG.	2B	3B	HR	SB
1956 ...	38	4	10	--	.263	--	--	--	--
TOTALS	38	4	10	--	.263	--	--	--	--

McQUAIG, ROY .. 1955 .. RF .. LEFT .. Valdosta, Ga.



	AB	R	H	BI	AVG.	2B	3B	HR	SB
1955 ...	38	12	15	--	.395	--	--	--	--
TOTALS	38	12	15	--	.395	--	--	--	--

*MAINI, KEITH .. 1977 .. SS .. RIGHT .. Broward (Fla.) JC .. Hollywood, Fla.



	AB	R	H	BI	AVG.	2B	3B	HR	SB
1977 ...	88	21	17	14	.193	4	0	0	5
TOTALS	88	21	17	14	.193	4	0	0	5

MASSEY, LARRY .. 1955 .. RF .. RIGHT .. Valdosta, Ga.



	AB	R	H	BI	AVG.	2B	3B	HR	SB
1955 ...	7	3	2	--	.286	--	--	--	--
TOTALS	7	3	2	--	.286	--	--	--	--

MEREDITH, LARRY .. 1968-1969 .. 3B .. LEFT .. Edison (Fla.) JC .. Tampa, Fla.



	AB	R	H	BI	AVG.	2B	3B	HR	SB
1968 ...	94	21	33	20	.351	10	0	1	9
1969 ...	126	30	34	18	.269	8	3	1	8
TOTALS	220	51	67	38	.305	18	3	2	17

METZGER, PHIL .. 1969 .. UTL .. RIGHT .. Valdosta, Ga.



	AB	R	H	BI	AVG.	2B	3B	HR	SB
1969 ...	5	0	1	0	.200	0	0	0	0
TOTALS	5	0	1	0	.200	0	0	0	0

MIDDLETON, EDDIE .. 1966-1969 .. P .. RIGHT .. Albany, Ga.



	AB	R	H	BI	AVG.	2B	3B	HR	SB
1966 ...	15	0	1	1	.067	0	1	0	0
1967 ...	37	3	8	3	.216	0	0	0	0
1968 ...	4	0	1	0	.250	0	0	0	0
1969 ...	10	0	2	0	.200	0	0	0	0
TOTALS	66	3	12	4	.182	0	1	0	0

MOBLEY, EMORY .. 1955-57&1959-60 .. 2B .. RIGHT .. Valdosta, Ga.



	AB	R	H	BI	AVG.	2B	3B	HR	SB
1955 ...	37	7	9	--	.243	--	--	--	--
1956 ...	25	3	5	--	.200	--	--	--	--
1957 ...	30	7	8	--	.267	--	--	--	--
1959 ...	48	9	12	3	.250	--	--	--	--
1960 ...	44	12	8	5	.182	1	0	1	1
TOTALS	184	38	42	8	.228	1	0	1	1

MONTGOMERY, PAUL .. 1970 .. 3B .. RIGHT .. Jacksonville, Fla.



	AB	R	H	BI	AVG.	2B	3B	HR	SB
1970 ...	20	4	3	1	.150	2	0	0	0
TOTALS	20	4	3	1	.150	2	0	0	0

MOORE, RAY .. MOOSE .. 1959 .. 1B .. RIGHT .. Valdosta, Ga.



	AB	R	H	BI	AVG.	2B	3B	HR	SB
1959 ...	10	1	0	0	.000	0	0	0	0
TOTALS	10	1	0	0	.000	0	0	0	0

MURRAY, NILES .. 1973 .. OF .. LEFT .. Atlanta, Ga.



	AB	R	H	BI	AVG.	2B	3B	HR	SB
1973 ...	6	1	1	0	.167	0	0	0	1
TOTALS	6	1	1	0	.167	0	0	0	1

MUSASHE, VINCE .. HOOPER .. 1973-1975 .. 2B .. RIGHT .. Chicago, Ill.



	AB	R	H	BI	AVG.	2B	3B	HR	SB
1973 ...	8	3	2	1	.250	0	0	0	1
1974 ...	32	6	9	3	.281	0	0	0	1
1975 ...	36	3	4	6	.111	0	0	0	0
TOTALS	76	12	15	10	.197	0	0	0	2

MUSASHE

NASWORTHY, RON .. 1971 .. P .. RIGHT .. Atlanta, Ga.



	AB	R	H	BI	AVG.	2B	3B	HR	SB
1971 ...	16	3	5	5	.313	0	1	0	0
TOTALS	16	3	5	5	.313	0	1	0	0

NORMAN, JERRY .. 1960-1963 .. LF .. RIGHT .. Valdosta, Ga.



	AB	R	H	BI	AVG.	2B	3B	HR	SB
1960 ...	16	0	1	0	.063	0	0	0	0
1961 ...	62	6	14	6	.226	1	0	0	2
1962 ...	41	5	5	1	.146	0	0	0	1
1963 ...	21	3	2	2	.095	0	0	0	1
TOTALS	140	14	22	9	.157	1	0	0	4

NOSSICK, JOHN .. 1955 .. 1B .. RIGHT .. Lakeland, Ga.



	AB	R	H	BI	AVG.	2B	3B	HR	SB
1955 ...	8	2	2	--	.250	--	--	--	--
TOTALS	8	2	2	--	.250	--	--	--	--

PARSONS, BILL .. 1974-1975 .. SS&P .. RIGHT .. South Georgia JC .. Brunswick, Ga.



PARSONS

	AB	R	H	BI	AVG.	2B	3B	HR	SB
1974 ...	46	12	8	4	.174	1	0	0	3
1975 ...	20	3	6	1	.300	0	0	0	5
TOTALS	66	15	14	5	.212	1	0	0	8

PEARSON, LAMAR .. 1958-59&1961 .. OF .. RIGHT .. Adel, Ga.



L. Pearson

	AB	R	H	BI	AVG.	2B	3B	HR	SB
1958 ...	17	3	4	--	.231	--	--	--	--
1959 ...	59	10	15	4	.254	--	--	--	--
1961 ...	6	0	1	2	.167	0	0	0	0
TOTALS	82	13	20	6	.244	0	0	0	0

PERRY, MIKE .. 1961-62&1964-65 .. P&1B .. LEFT .. Thomson, Ga.



	AB	R	H	BI	AVG.	2B	3B	HR	SB
1961 ...	64	1	11	7	.172	0	0	0	2
1962 ...	33	3	6	6	.182	0	0	0	1
1964 ...	66	7	16	5	.243	3	1	0	1
1965 ...	71	13	19	10	.268	2	1	1	4
TOTALS	234	24	52	28	.222	5	2	1	8

PETERS, RAY .. PREACHER .. 1964-1965 .. P .. RIGHT .. Pensacola (Fla.) JC .. Pensacola, Fla.




	AB	R	H	BI	AVG.	2B	3B	HR	SB
1964 ...	37	3	6	4	.162	0	1	0	0
1965 ...	30	5	10	7	.333	2	1	0	0
TOTALS	67	8	16	11	.239	2	2	0	0

PETROVICH, DAN .. 1966-1969 .. P .. LEFT .. Crown Point, Ind.



	AB	R	H	BI	AVG.	2B	3B	HR	SB
1966 ...	10	1	0	0	.000	0	0	0	0
1967 ...	26	2	7	2	.269	0	0	1	1
1968 ...	20	2	2	1	.100	0	0	0	0
1969 ...	47	2	13	9	.277	0	0	2	0
TOTALS	103	7	22	12	.214	0	0	3	1

PETTY, BILL .. 1974-1977 .. P .. LEFT .. Grove City, Ohio



PETTY


	AB	R	H	BI	AVG.	2B	3B	HR	SB
1974 ...	29	7	3	1	.103	1	0	0	4
1975 ...	21	5	3	2	.143	0	0	0	0
1976 ...	9	0	1	0	.111	0	0	0	0
1977 ...	4	3	2	1	.500	0	0	1	1
TOTALS	63	15	9	4	.143	1	0	1	5

PITCOCK, RONNIE .. 1972 .. OF .. RIGHT .. ABAC .. Valdosta, Ga.



	AB	R	H	BI	AVG.	2B	3B	HR	SB
1972 ...	32	8	8	8	.250	1	1	1	5
TOTALS	32	8	8	8	.250	1	1	1	5

PRITCHETT, JIMMY .. 1963-1964 .. SS .. RIGHT .. Macon, Ga



	AB	R	H	BI	AVG.	2B	3B	HR	SB
1963 ...	48	5	10	9	.208	2	1	1	0
1964 ...	11	1	2	1	.182	1	0	0	0
TOTALS	59	6	12	10	.203	3	1	1	0

PURDY, KEN .. B00-B00 .. 1975-1977 .. OF .. LEFT .. Wabash, Ind.



	AB	R	H	BI	AVG.	2B	3B	HR	SB
1975 ...	12	8	3	2	.250	0	0	0	3
1976 ...	21	1	3	1	.143	0	0	0	0
1977 ...	21	7	4	1	.190	1	0	0	0
TOTALS	54	16	10	4	.185	1	0	0	3

PURDY

PURDY, LEROY .. WILBUR .. 1969-1972 .. P .. LEFT .. Lake City, Fla.



	AB	R	H	BI	AVG.	2B	3B	HR	SB
1969 ...	11	0	1	0	.091	1	0	0	0
1970 ...	24	1	6	3	.250	1	0	0	0
1971 ...	29	3	5	6	.172	0	0	2	0
1972 ...	34	11	12	5	.353	1	0	0	0
TOTALS	98	15	24	14	.245	3	0	2	0

PURVIS, JOHNNY .. 1957-1958 .. INFIELD .. RIGHT .. Norman JC .. Norman Park, Ga.



	AB	R	H	BI	AVG.	2B	3B	HR	SB
1957 ...	29	2	6	--	.207	--	--	--	--
1958 ...	17	4	6	--	.353	--	--	--	--
TOTALS	46	6	12	--	.261	--	--	--	--

RALEY, JACK .. 1964-1966 .. 2B .. RIGHT .. Camilla, Ga.



	AB	R	H	BI	AVG.	2B	3B	HR	SB
1964 ...	57	3	12	1	.212	1	1	0	2
1965 ...	90	17	22	13	.244	4	3	1	0
1966 ...	81	8	17	13	.210	5	0	0	0
TOTALS	228	28	51	27	.224	10	4	1	2

RAULERSON, ROBERT .. KELLY .. 1961-1963 .. OF .. LEFT .. Naylor, Ga.



	AB	R	H	BI	AVG.	2B	3B	HR	SB
1961 ...	19	5	2	3	.105	0	1	0	0
1962 ...	1	0	0	0	.000	0	0	0	0
1963 ...	14	2	2	1	.143	1	0	0	0
TOTALS	34	7	4	4	.118	1	1	0	0

REEVES, PETE .. 1974-1975 .. SS .. RIGHT .. Thomasville, Ga.



REEVES

	AB	R	H	BI	AVG.	2B	3B	HR	SB
1974 ...	96	17	26	4	.271	3	0	0	3
1975 ...	70	12	9	4	.129	0	0	0	4
TOTALS	166	29	35	8	.211	3	0	0	7

REGISTER, JEROME .. J .. 1973-1974 .. RF .. RIGHT .. Middle Georgia JC .. Valdosta, Ga.



REGISTER

	AB	R	H	BI	AVG.	2B	3B	HR	SB
1973 ...	141	28	43	34	.305	5	3	1	10
1974 ...	150	32	52	29	.347	8	3	1	10
TOTALS	291	60	95	63	.326	13	6	2	20

RITCH, BOBBY .. 1963&1966 .. OF .. RIGHT .. High Springs, Fla.



	AB	R	H	BI	AVG.	2B	3B	HR	SB
1963 ...	15	3	3	2	.200	0	0	0	0
1966 ...	10	2	2	1	.200	0	0	0	0
TOTALS	25	5	5	3	.200	0	0	0	0

ROBINSON, JIMMY .. RHEUMER .. 1965 .. C .. RIGHT .. Valdosta, Ga.



	AB	R	H	BI	AVG.	2B	3B	HR	SB
1965 ...	9	2	1	3	.111	0	0	1	0
TOTALS	9	2	1	3	.111	0	0	1	0

ROCKER, JAKE .. 1963 .. UTL .. LEFT .. Miami, Fla.



	AB	R	H	BI	AVG.	2B	3B	HR	SB
1963 ...	1	0	0	0	.000	0	0	0	0
TOTALS	1	0	0	0	.000	0	0	0	0

ROMINGER, STEVE .. 1969-1972 .. C .. RIGHT .. Hope, Ind.



	AB	R	H	BI	AVG.	2B	3B	HR	SB
1969 ...	108	5	14	7	.129	2	0	0	0
1970 ...	142	13	41	20	.289	6	1	0	0
1971 ...	140	15	37	22	.264	6	0	1	0
1972 ...	138	19	32	21	.232	8	0	5	3
TOTALS	528	52	124	70	.235	22	1	6	3

ROQUEMORE, JIM .. ROCK .. 1974 .. C .. RIGHT .. Lakeland, Ga.



	AB	R	H	BI	AVG.	2B	3B	HR	SB
1974 ...	7	1	3	2	.429	0	0	0	0
TOTALS	7	1	3	2	.429	0	0	0	0

ROWE, JACK .. 1957-1958 .. P .. RIGHT .. Columbus, Ga.



	AB	R	H	BI	AVG.	2B	3B	HR	SB
1957 ...	8	1	0	--	.000	--	--	--	--
1958 ...	5	2	1	--	.200	--	--	--	--
TOTALS	13	3	1	--	.077	--	--	--	--

SHEFFIELD, CHARLES .. 1956 .. P .. RIGHT .. Valdosta, Ga.



	AB	R	H	BI	AVG.	2B	3B	HR	SB
1956 ...	10	1	3	--	.300	--	--	--	--
TOTALS	10	1	3	--	.300	--	--	--	--

SHIPMAN, MARCUS .. 1962 .. OF .. RIGHT .. Vienna, Ga.



	AB	R	H	BI	AVG.	2B	3B	HR	SB
1962 ...	30	3	7	6	.233	0	0	0	3
TOTALS	30	3	7	6	.233	0	0	0	3

*SHUMAN, BART .. 1976-1977 .. SS .. LEFT .. Monticello, Fla.



	AB	R	H	BI	AVG.	2B	3B	HR	SB
1976 ...	74	2	17	9	.230	0	2	0	1
1977 ...	142	14	39	27	.275	1	2	1	2
TOTALS	216	16	56	36	.259	1	4	1	3

SIMPSON, BOBBY .. 1967-1968 .. SS .. LEFT .. ABAC .. Tifton, Ga.



	AB	R	H	BI	AVG.	2B	3B	HR	SB
1967 ...	106	9	20	15	.188	2	1	0	1
1968 ...	81	8	18	11	.222	2	2	1	3
TOTALS	187	17	38	26	.203	4	3	1	4

SIMPSON, RUSTY .. 1969-1972 .. 3B&P .. RIGHT .. Valdosta, Ga.



SIMPSON

	AB	R	H	BI	AVG.	2B	3B	HR	SB
1969 ...	16	2	9	4	.563	2	0	0	0
1970 ...	147	18	36	18	.245	8	0	0	0
1971 ...	111	14	26	9	.234	2	0	1	2
1972 ...	99	15	24	20	.242	2	3	1	1
TOTALS	373	49	95	51	.255	14	3	2	3

SLOAN, BOBBY .. 1968 .. 1B .. RIGHT .. Waycross, Ga.



	AB	R	H	BI	AVG.	2B	3B	HR	SB
1968 ...	17	4	3	2	.176	0	0	0	2
TOTALS	17	4	3	2	.176	0	0	0	2

SMITH, DICK .. 1956 .. LF .. RIGHT .. Coolidge, Ga.



	AB	R	H	BI	AVG.	2B	3B	HR	SB
1956 ...	20	4	8	--	.400	--	--	--	--
TOTALS	20	4	8	--	.400	--	--	--	--

*SMITH, KEN .. GRIZ .. 1977 .. C&DH .. RIGHT .. Cairo, Ga.




	AB	R	H	BI	AVG.	2B	3B	HR	SB
1977 ...	81	14	27	21	.333	2	2	3	2
TOTALS	81	14	27	21	.333	2	2	3	2

SORGIUS, STEVE .. 1970 .. P .. RIGHT .. Columbus, Ind.



	AB	R	H	BI	AVG.	2B	3B	HR	SB
1970 ...	31	0	6	1	.194	0	0	0	0
TOTALS	31	0	6	1	.194	0	0	0	0

SPECK, BOBBY .. 1962-1964 .. CF .. RIGHT .. Americus, Ga.



	AB	R	H	BI	AVG.	2B	3B	HR	SB
1962 ...	57	16	19	16	.333	1	1	0	7
1963 ...	45	9	12	5	.267	1	1	0	4
1964 ...	76	19	18	3	.238	0	2	1	13
TOTALS	178	44	49	24	.275	2	4	1	24

SPECK, CLAUDE .. 1966-1968 .. CF .. RIGHT .. Americus, Ga.




	AB	R	H	BI	AVG.	2B	3B	HR	SB
1966 ...	77	17	14	3	.182	3	0	0	16
1967 ...	109	26	38	7	.349	4	0	0	31
1968 ...	102	27	36	3	.353	7	1	0	27
TOTALS	288	70	88	13	.306	14	1	0	74

SPRUILL, DUDLEY .. 1971-1973 .. 3B .. RIGHT .. Atlanta, Ga.



	AB	R	H	BI	AVG.	2B	3B	HR	SB
1971 ...	6	4	0	0	.000	0	0	0	0
1972 ...	13	1	3	1	.231	0	0	0	0
1973 ...	47	9	13	5	.277	1	0	0	1
TOTALS	66	14	16	6	.242	1	0	0	1

STARLING, RALPH .. 1973-1974 .. OF .. RIGHT .. Norman JC .. Valdosta, Ga.



STARLING

	AB	R	H	BI	AVG.	2B	3B	HR	SB
1973 ...	18	1	3	1	.167	0	0	0	0
1974 ...	24	3	6	1	.250	1	0	0	0
TOTALS	42	4	9	2	.214	1	0	0	0

STEPHENSON, HUGH .. 1956 .. INFIELD .. RIGHT .. Valdosta, Ga.



	AB	R	H	BI	AVG.	2B	3B	HR	SB
1956 ..	16	1	2	--	.125	--	--	--	--
TOTALS	16	1	2	--	.125	--	--	--	--

STUDDARD, JERRY .. 1959 .. LF .. RIGHT .. Homerville, Ga.



	AB	R	H	BI	AVG.	2B	3B	HR	SB
1959 ...	4	0	0	0	.000	--	--	--	--
TOTALS	4	0	0	0	.000	--	--	--	--

SULLIVAN, RICHARD .. 1976-1977 .. P .. LEFT .. ABAC .. Live Oak, Fla.



Sullivan


	AB	R	H	BI	AVG.	2B	3B	HR	SB
1976 ...	2	0	0	0	.000	0	0	0	0
TOTALS	2	0	0	0	.000	0	0	0	0

SUMMERS, WALLY .. 1962 .. P .. RIGHT .. Hammond, Ind.



	AB	R	H	BI	AVG.	2B	3B	HR	SB
1962 ...	27	5	8	2	.296	0	0	0	0
TOTALS	27	5	8	2	.296	0	0	0	0

SUMNER, FRANK .. 1972-1973 .. RF&C .. LEFT .. Brewton-Parker JC .. Ocilla, Ga.



	AB	R	H	BI	AVG.	2B	3B	HR	SB
1972 ...	168	33	53	11	.315	4	1	0	6
1973 ...	215	35	59	21	.274	8	1	1	8
TOTALS	383	68	112	32	.292	12	2	1	14

SUMNER

SUMNER, STEVE .. 1974-1975 .. 3B .. RIGHT .. ABAC .. Cordele, Ga.



	AB	R	H	BI	AVG.	2B	3B	HR	SB
1974 ...	98	16	28	15	.286	3	1	0	3
1975 ...	137	17	30	11	.219	3	0	0	4
TOTALS	235	33	58	26	.247	6	1	0	7

SUMNER

TARPLEY, JOE .. 1956-1959 .. C .. RIGHT .. Manchester, Ga.



	AB	R	H	BI	AVG.	2B	3B	HR	SB
1956 ...	32	6	6	--	.188	--	--	--	--
1957 ...	33	5	7	--	.212	--	--	--	--
1958 ...	12	2	4	--	.333	--	--	--	--
1959 ...	48	11	15	9	.313	--	--	--	--
TOTALS	125	24	32	9	.256	--	--	--	--

TAYLOR, DAVE .. 1975-1976 .. SS .. RIGHT .. Central Florida JC .. Indianapolis, Ind.



	AB	R	H	BI	AVG.	2B	3B	HR	SB
1975 ...	164	40	58	28	.354	7	1	3	2
1976 ...	154	28	37	11	.240	4	0	1	7
TOTALS	318	68	95	39	.299	11	1	4	9

TAYLOR

TAYLOR, SONNY .. 1960 .. OF .. RIGHT .. Hahira, Ga.



	AB	R	H	BI	AVG.	2B	3B	HR	SB
1960 ...	23	2	4	1	.174	0	0	0	2
TOTALS	23	2	4	1	.174	0	0	0	2

THOMAS, TOMMY .. TT .. 1959-1962 .. C&INFIELD .. RIGHT .. Valdosta, Ga.



	AB	R	H	BI	AVG.	2B	3B	HR	SB
1959 ...	53	7	13	5	.245	--	--	--	--
1960 ...	65	9	23	10	.354	3	1	1	5
1961 ...	80	14	25	14	.313	1	1	0	6
1962 ...	67	19	23	14	.343	2	2	1	7
TOTALS	265	49	84	39	.317	6	4	2	18

THORNTON, JOE .. 1966-1969 .. UTL .. RIGHT .. Warner Robins, Ga.



	AB	R	H	BI	AVG.	2B	3B	HR	SB
1966 ...	20	1	4	2	.200	0	0	0	0
1967 ...	36	5	10	1	.277	1	0	0	0
1968 ...	35	6	7	1	.200	1	0	0	3
1969 ...	56	22	9	1	.161	3	1	0	12
TOTALS	147	34	30	5	.204	5	1	0	15

TOOLE, JACK .. 1968-1969 .. 1B&SS .. RIGHT .. Albany, Ga.



	AB	R	H	BI	AVG.	2B	3B	HR	SB
1968 ...	84	9	19	15	.226	6	0	1	8
1969 ...	112	15	34	24	.303	10	0	2	0
TOTALS	196	24	53	39	.270	16	0	3	8

TRIPP, BOBBY .. 1970-1973 .. 2B .. RIGHT .. Albany, Ga.



TRIPP


	AB	R	H	BI	AVG.	2B	3B	HR	SB
1970 ...	144	20	42	16	.292	8	3	0	11
1971 ...	135	31	43	16	.319	5	0	0	8
1972 ...	162	43	53	22	.327	5	2	0	4
1973 ...	191	32	53	22	.277	6	1	0	6
TOTALS	632	126	191	76	.302	24	6	0	29

TWITTY, VERNON .. 1967 .. UTL .. RIGHT .. Camilla, Ga.



	AB	R	H	BI	AVG.	2B	3B	HR	SB
1967 ...	14	3	4	2	.286	1	1	0	1
TOTALS	14	3	4	2	.286	1	1	0	1

TYLER, BILLY .. 1976-1977 .. P .. LEFT .. St. John's River (Fla.) JC .. Jacksonville, Fla.



	AB	R	H	BI	AVG.	2B	3B	HR	SB
1976 ...	31	5	6	7	.194	3	0	2	0
1977 ...	7	0	2	2	.286	0	1	0	0
TOTALS	38	5	8	9	.211	3	1	2	0

TYSON, BILLY .. 1966 .. UTL .. RIGHT .. Camilla, Ga.



	AB	R	H	BI	AVG.	2B	3B	HR	SB
1966 ...	1	0	0	0	.000	0	0	0	0
TOTALS	1	0	0	0	.000	0	0	0	0

VANN, RICHARD .. 1968-1971 .. P .. LEFT .. Valdosta, Ga.



	AB	R	H	BI	AVG.	2B	3B	HR	SB
1968 ...	6	0	3	0	.500	0	0	0	0
1969 ...	9	0	0	0	.000	0	0	0	1
1970 ...	2	0	1	0	.500	0	0	0	0
1971 ...	1	0	0	0	.000	0	0	0	0
TOTALS	18	0	4	0	.222	0	0	0	1

VICK, PAUL .. 1966 .. P .. RIGHT .. Florida Military JC .. Memphis, Ind.



	AB	R	H	BI	AVG.	2B	3B	HR	SB
1966 ...	10	1	1	0	.100	0	0	0	0
TOTALS	10	1	1	0	.100	0	0	0	0

*VIERS, CRAIG .. 1975-1977 .. OF .. LEFT .. Crown Point, Ind.



VIERS


	AB	R	H	BI	AVG.	2B	3B	HR	SB
1975 ...	183	30	52	31	.284	9	1	3	10
1976 ...	176	30	55	23	.313	8	4	2	15
1977 ...	181	45	63	49	.348	14	6	2	17
TOTALS	540	105	170	103	.315	31	11	7	42

WADE, ZACK .. 1965-1967 .. C .. LEFT .. Cordele, Ga.



	AB	R	H	BI	AVG.	2B	3B	HR	SB
1965 ...	23	6	7	3	.304	1	0	0	0
1966 ...	80	15	26	16	.325	4	2	1	0
1967 ...	49	9	15	11	.306	3	0	1	0
TOTALS	152	30	48	30	.316	8	2	2	0

*WALL, JIMMY .. 1977 .. P .. RIGHT .. Jacksonville, Fla.



	AB	R	H	BI	AVG.	2B	3B	HR	SB
1977 ...	11	1	1	1	.091	1	0	0	0
TOTALS	11	1	1	1	.091	1	0	0	0

WASHINGTON, EARL .. CHIP .. 1956-1957 .. P .. RIGHT .. Thomasville, Ga.



	AB	R	H	BI	AVG.	2B	3B	HR	SB
1956 ...	7	0	2	--	.286	--	--	--	--
1957 ...	16	1	0	--	.000	--	--	--	--
TOTALS	23	1	2	--	.087	--	--	--	--

WATSON, BILLY .. 1956 .. C .. RIGHT .. Valdosta, Ga.




	AB	R	H	BI	AVG.	2B	3B	HR	SB
1956 ...	4	0	0	--	.000	--	--	--	--
TOTALS	4	0	0	--	.000	--	--	--	--

WEBB, WARNER .. 1963 .. 1B&C .. LEFT .. Georgia SW JC .. Plains, Ga.



	AB	R	H	BI	AVG.	2B	3B	HR	SB
1963 ...	44	8	14	5	.318	2	3	0	3
TOTALS	44	8	14	5	.318	2	3	0	3

WHITE, BOB .. QUAIL .. 1972-1973 .. 3B .. RIGHT .. Brunswick JC .. Brunswick, Ga.



	AB	R	H	BI	AVG.	2B	3B	HR	SB
1972 ...	19	4	5	3	.263	2	0	1	1
1973 ...	74	12	19	10	.257	3	0	0	3
TOTALS	93	16	24	13	.258	5	0	1	4

WHITE

WHITE, DUANE .. 1967-1968 .. P .. RIGHT .. Camilla, Ga.



	AB	R	H	BI	AVG.	2B	3B	HR	SB
1967 ...	7	0	1	1	.143	0	0	0	0
1968 ...	7	2	1	0	.143	0	0	0	0
TOTALS	14	2	2	1	.143	0	0	0	0

*WHITEHEAD, CECIL .. 1976-1977 .. C .. RIGHT .. Valdosta, Ga.



	AB	R	H	BI	AVG.	2B	3B	HR	SB
1976 ...	66	13	17	8	.258	2	0	0	3
1977 ...	150	51	56	53	.373	10	6	10	10
TOTALS	216	64	73	61	.338	12	6	10	13

WHITESIDE, JIM .. 1964 .. UTL .. RIGHT .. Southport, Ind.



	AB	R	H	BI	AVG.	2B	3B	HR	SB
1964 ...	2	0	0	0	.000	0	0	0	0
TOTALS	2	0	0	0	.000	0	0	0	0

WHITLEY, STEVE .. 1972 .. INFIELD .. RIGHT .. Social Circle, Ga.




	AB	R	H	BI	AVG.	2B	3B	HR	SB
1972 ...	4	1	1	0	.250	0	0	0	0
TOTALS	4	1	1	0	.250	0	0	0	0

WILBURN, H.L. .. BUDDY .. 1958 .. RF .. RIGHT .. Valdosta, Ga.



	AB	R	H	BI	AVG.	2B	3B	HR	SB
1958 ...	9	0	3	--	.333	--	--	--	--
TOTALS	9	0	3	--	.333	--	--	--	--

WILEY, LARRY .. 1969 .. INFIELD .. RIGHT .. Claxton, Ga.



	AB	R	H	BI	AVG.	2B	3B	HR	SB
1969 ...	7	2	1	0	.143	0	0	0	0
TOTALS	7	2	1	0	.143	0	0	0	0

WILLIAMS, ROBBY .. 1969 .. INFIELD .. RIGHT .. Waycross, Ga.



	AB	R	H	BI	AVG.	2B	3B	HR	SB
1969 ...	3	3	0	0	.000	0	0	0	0
TOTALS	3	3	0	0	.000	0	0	0	0

WILSON, JOE .. 1956-57&1959 .. 1B .. LEFT .. Valdosta, Ga.



	AB	R	H	BI	AVG.	2B	3B	HR	SB
1956 ...	39	4	8	--	.205	--	--	--	--
1957 ...	14	2	2	--	.143	--	--	--	--
1959 ...	5	0	0	0	.000	--	--	--	--
TOTALS	58	6	10	0	.172	--	--	--	--

WINTERS, DOUG .. 1961 .. UTL .. RIGHT .. New Holland, Ga.



	AB	R	H	BI	AVG.	2B	3B	HR	SB
1961 ...	11	3	3	0	.273	0	0	0	1
TOTALS	11	3	3	0	.273	0	0	0	1

WOOD, BEN .. 1957-1958 .. RF&1B .. RIGHT .. Sparks, Ga.



	AB	R	H	BI	AVG.	2B	3B	HR	SB
1957 ...	7	0	1	--	.143	--	--	--	--
1958 ...	13	2	4	--	.308	--	--	--	--
TOTALS	20	2	5	--	.250	--	--	--	--

WRIGHT, SPARKY .. 1968 .. C .. RIGHT .. Allentown, Pa.



	AB	R	H	BI	AVG.	2B	3B	HR	SB
1968 ...	11	4	7	4	.636	2	0	0	3
TOTALS	11	4	7	4	.636	2	0	0	3

VALDOSTA STATE
1955--1977
CAREER TOTALS
Hitters

	AT-BAT	RUNS	HITS	RBI'S	BATTING AVERAGE	2B	3B	HR	SB
ALFORD, Dan (R) .. 74-76	404	58	106	63	.262	13	5	3	30
ALLEN, Dickie (R) .. 57-58	42	6	8	--	.191	--	-	-	--
°ALVAREZ, Scott (R) .. 77	12	3	3	0	.250	0	0	0	4
°AMADEO, Sal (R) .. 77	212	61	70	32	.330	11	2	5	11
ARCHER, Mike (R) .. 72	7	1	1	2	.143	0	0	0	1
ARNETT, Pat (R) .. 73	71	9	18	11	.254	2	1	1	4
BAGGETT, Bill (R) .. 69-70	248	43	70	32	.282	8	2	7	4
BAILEY, Robert (R) .. 61-62	48	6	15	5	.313	3	0	1	3
BALBONI, Mike (L) .. 75-76	189	18	35	19	.185	7	0	0	3
BARTEE, Walter (R) .. 56	12	1	3	--	.250	--	-	-	--
BATES, Ben (R) .. 65-67	285	47	81	43	.284	9	2	5	12
BATES, Jack (R) .. 55&57	9	1	1	--	.111	--	-	-	--
BARBER, Cecil (R) .. 73	4	1	1	0	.250	0	0	0	0
BASSETT, Carl (R) .. 75	43	7	11	4	.256	0	0	0	0
BEALE, Chuck (L) .. 76-77	80	18	25	6	.313	2	1	0	1
BENNETT, Ronald (R) .. 71-72	77	17	21	17	.273	6	0	2	0
BERRYHILL, Ralph (R) .. 60	6	0	1	0	.167	0	0	0	0

CAREER HITTING TOTALS (continued)

	AT-BAT	RUNS	HITS	RBI'S	BATTING AVERAGE	2B	3B	HR	SB
BISHOP, Marty (R) .. 73-75	138	15	33	22	.239	7	1	1	7
BLACK, Collier (L) .. 71	1	0	0	0	.000	0	0	0	0
BLANTON, Skeeter (R) .. 62	5	1	1	0	.200	0	0	0	0
BLIZZARD, Danny (R) .. 76	162	20	39	22	.241	10	0	2	3
BOSTIC, Larry (R) .. 66	2	0	0	0	.000	0	0	0	0
BOWEN, Sam (R) .. 73-74	344	95	104	73	.302	22	11	14	34
BRADLEY, John (S) .. 72-73	141	20	33	17	.234	3	1	0	5
BRANAM, Darrell (R) .. 73-75	349	65	95	63	.272	14	0	8	8
BRIDGES, Bud (R) .. 63-64	29	5	6	3	.207	1	0	0	2
BROCK, Joe (R) .. 60	32	3	6	2	.188	0	0	0	3
BROWN, Bill (R) .. 67	59	5	11	3	.186	0	0	0	1
BROWN, Tommy (R) .. 68	9	2	2	2	.222	0	1	0	0
BUSH, Buddy (R) .. 64	75	10	20	12	.270	4	2	1	2
CHADWICK, Dan (R) .. 71-74	20	2	5	1	.250	0	0	0	0
CHITTY, Steve (R) .. 60-62	157	22	29	13	.185	0	1	0	9
CLARINGTON, Larry (R) .. 75-77	2	0	0	0	.000	0	0	0	0
COMER, Murray (R) .. 55	7	0	2	--	.286	--	-	-	--

CAREER HITTING TOTALS (continued)

	AT-BAT	RUNS	HITS	RBI'S	BATTING AVERAGE	2B	3B	HR	SB
COURTNEY, Craig (L) .. 69&71-72	430	86	142	94	.330	31	12	8	18
COWART, Eddie (L) .. 72	115	19	37	17	.322	5	0	0	7
CRAWFORD, Steve (L) .. 67-70	445	93	133	70	.299	28	8	4	64
CREEL, Robert (R) .. 63-65	158	20	28	18	.177	4	1	1	4
CULLER, Madison (R) .. 64	1	0	0	0	.000	0	0	0	0
DACUS, Delane (R) .. 73	1	0	0	0	.000	0	0	0	0
DARDEN, Dan (R) .. 74-75	329	70	113	44	.343	16	8	5	32
DAVID, James (R) .. 59	23	0	2	0	.087	--	-	-	--
DEATON, Ed (L) .. 55-56	67	9	17	--	.254	--	-	-	--
DEAVOURS, George (R) .. 63	29	3	8	2	.273	0	2	0	1
DeLANEY, Gerald* (R) .. 57&60	98	11	28	7	.286	4	1	0	5
DeLOACH, R.S. (L) .. 67-68	11	1	1	0	.091	0	0	0	0
°DeMERSSEMAN, David (R) .. 76-77	328	68	99	55	.302	23	2	2	27
DENNIS, Jerry (L) .. 72&74	59	7	11	6	.186	4	0	0	1
DEVANE, Jimmy (R) .. 56	1	0	0	--	.000	--	0	0	--
DEVANE, Jimmy (R) .. 68-70	27	4	7	3	.259	0	0	0	3
DeVIVO, Angelo (R) .. 61-63&65	226	45	65	52	.288	6	7	2	8

CAREER HITTING TOTALS (continued)

	AT-BAT	RUNS	HITS	RBI'S	BATTING AVERAGE	2B	3B	HR	SB
DIXON, Joe (R) .. 61	75	14	22	10	.293	1	1	1	3
ELDER, DeWayne (R) .. 67-68	150	21	33	17	.220	6	1	0	8
EMERT, Allen (R) .. 68	0	2	0	2	.000	0	0	0	0
ETHREDGE, Buck* (L) .. 59-60	118	19	36	30	.305	1	1	2	1
EVANS, Lindy (R) .. 62-65	185	27	52	22	.281	5	2	0	3
FAULKNER, Hansel* (R) .. 59-60&68	133	29	31	11	.233	1	2	0	16
FEIST, Vic (L) .. 75-76	3	0	1	0	.333	0	0	0	0
FELTS, Gene (R) .. 71-74	730	162	238	121	.326	34	18	19	67
FERRERA, Tony (R) .. 74-75	1	0	0	0	.000	0	0	0	0
FIELDS, Terry (R) .. 70-73	438	59	103	55	.235	11	6	6	19
FIKE, Dennis (L) .. 64-67	356	56	99	56	.278	10	9	4	5
FISHER, Eddie (R) .. 66-69	97	7	19	7	.196	2	1	0	0
FITE, Skip (L) .. 76-77	413	113	141	43	.341	17	4	1	48
FORAN, Foster (R) .. 74-75	161	19	45	33	.280	7	2	3	2
FORTENBERRY, Billy (R) .. 77	194	31	62	38	.320	10	1	2	1
FORTNER, Ron (R) .. 65-68	101	13	14	10	.139	5	1	2	0
FOWLER, Bruce (S) .. 77	167	40	55	22	.329	11	2	1	6

CAREER HITTING TOTALS (continued)

	AT-BAT	RUNS	HITS	RBI'S	BATTING AVERAGE	2B	3B	HR	SB
GABLE, Bill (R) .. 65-66	17	2	1	0	.059	0	0	0	0
GEORGE, Joe (R) .. 62-63	45	5	13	6	.289	1	0	0	0
GEORGE, Noel (R) .. 55&57	75	18	25	--	.333	--	-	-	--
GIDDENS, Gary (R) .. 75-76	33	7	5	7	.152	0	0	0	0
GOLDEN, Al (R) .. 70-73	204	22	46	22	.225	4	5	1	4
GRANT, Jim (L) .. 65-66	31	8	10	5	.323	0	0	0	0
GRAY, Gene (R) .. 55-56	88	21	28	--	.318	--	-	-	--
GREEN, Bob (R) .. 55	36	9	12	--	.333	--	-	-	--
GREENHALGH, Jeff (L) .. 74-76	446	83	116	89	.260	8	5	21	9
GREENWALD, Jerry (L) .. 60-61	24	0	4	2	.167	0	0	0	0
°GRIFFIN, Keith (R) .. 77	181	31	47	36	.260	9	1	2	9
GRIFFIS, Willard* (R) .. 58-60	69	10	15	4	.217	0	0	0	10
GRUHL, Gordie (R) .. 70	0	2	0	0	.000	0	0	0	0
JAMES, Bennie (L) .. 57	10	1	2	--	.200	--	-	-	--
JARVIS, A.J. (R) .. 57	9	1	1	--	.111	--	-	-	--
JENNINGS, James (L) .. 60	35	11	11	3	.314	4	4	0	7
JOHNSON, Jerry (R) .. 61	15	1	2	0	.133	0	0	0	0

CAREER HITTING TOTALS (continued)

	AT-BAT	RUNS	HITS	RBI'S	BATTING AVERAGE	2B	3B	HR	SB
JOHNSON, Tommy (R) .. 63-66	239	51	64	30	.268	8	5	3	7
JOINER, Garmon (R) .. 56	2	0	0	0	.000	0	0	0	0
JONES, Harry (R) .. 68-71	335	47	91	45	.272	12	3	8	14
JONES, Kim (L) .. 75-76	91	18	21	14	.231	4	2	1	15
JONES, Steve (L) .. 72-73	239	37	73	30	.305	6	3	0	8
HAHN, Lark (R) .. 73-74	14	4	5	3	.357	0	0	0	1
HALL, Chip (R) .. 70	4	0	1	1	.250	0	0	0	0
HALL, Jimmy (R) .. 69-71	85	18	17	15	.200	0	0	0	9
HAMPTON, Mike* (R) .. 58-59	25	4	3	4	.120	--	-	-	--
HANCOCK, Jerry (R) .. 59	1	0	0	0	.000	--	-	-	--
HAND, Robert (R) .. 63	2	0	0	0	.000	0	0	0	0
HARRINGTON, Jimmy* (R) .. 59-60	25	3	6	2	.240	0	0	0	1
HASSELL, Andy (R) .. 70-73	19	2	3	6	.158	1	0	0	3
HATCHER, Marvin (R) .. 55-56&58	34	11	8	--	.235	--	-	-	--
HATHAWAY, Jim (R) .. 57-58	5	0	0	--	.000	--	-	-	--
HAY, Bill (R) .. 58	2	0	0	--	.000	--	-	-	--
HEARN, Bill (R) .. 64	17	3	3	2	.176	1	0	0	0
HERNDON, Eddie (S) .. 58	17	2	5	--	.294	--	-	-	--

CAREER HITTING TOTALS (continued)

	AT-BAT	RUNS	HITS	RBI'S	BATTING AVERAGE	2B	3B	HR	SB
HICKS, Jimmy (R) .. 61-62	55	6	6	5	.109	0	0	0	1
HILL, Ashley (R) .. 55-58	81	16	20	--	.247	--	-	-	--
JUDGES, Preston (R) .. 62-63	20	1	2	0	.100	0	0	0	1
HUDSON, Herman (R) .. 61-64	117	14	19	7	.162	0	0	0	1
HULSEY, Dewey (R) .. 59	38	4	6	1	.158	--	-	-	--
HUNNICUTT, Kermit (R) .. 62	39	2	8	-	.205	0	0	0	0
HUTCHERSON, Tommy (R) .. 65-66	54	6	16	4	.296	0	0	0	3
HUXFORD, Bill (R) .. 71	29	4	5	2	.172	0	0	0	2
HYSLER, Larry (R) .. 68-70	309	35	75	35	.243	15	2	3	19
KEADLE, Lavon (R) .. 75	0	1	0	0	.000	0	0	0	0
KEBLER, Steve (R) .. 60	28	2	5	2	.179	1	0	0	0
KILMER, Mark (R) .. 71	1	0	0	0	.000	0	0	0	0
KISER, Spence (L) .. 67-70	340	75	99	35	.291	8	7	1	24
KNIGHT, Jack (R) .. 55	35	11	5	--	.143	--	-	-	--
LAMPHIER, Bob (L) .. 65-66	160	19	35	17	.219	5	3	2	13
LEACH, Dale (R) .. 77	120	19	33	29	.275	4	0	2	3
LEE, Greg (L) .. 70-71	109	10	17	13	.156	1	1	0	2

CAREER HITTING TOTALS (continued)

	AT-BAT	RUNS	HITS	RBI'S	BATTING AVERAGE	2B	3B	HR	SB
LeFILES, Marty (R) .. 72-74	22	4	4	3	.182	0	0	1	0
LINGENFELTER, Bob (R) .. 71	2	0	0	1	.000	0	0	0	0
LONG, Bill (R) .. 55	32	6	7	--	.219	--	-	-	--
McDIFFITT, Steve (R) .. 74-77	1	0	0	0	.000	0	0	0	0
McELVEY, Bob (R) .. 55&57	33	9	6	--	.182	--	-	-	--
McGOWAN, Sam (R) .. 55	1	0	0	--	.000	--	-	-	--
McINTYRE, Johnny (R) .. 60-62	191	33	48	19	.251	4	0	0	29
McLENDON, Hodges (L) .. 76-77	1	0	0	0	.000	0	0	0	0
McLEOD, John (L) .. 56	38	4	10	--	.263	--	-	-	--
McQUAIG, Roy (L) .. 55	38	12	15	--	.395	--	-	-	--
°MAINI, Keith (R) .. 77	88	21	17	14	.193	4	0	0	5
MASSEY, Larry (R) .. 55	7	3	2	--	.286	--	-	-	--
MEREDITH, Larry (L) .. 68-69	220	51	67	38	.305	18	3	2	17
METZGER, Phil (R) .. 69	5	0	1	0	.200	0	0	0	0
MIDDLETON, Eddie (R) .. 66-69	66	3	12	4	.182	0	1	0	0
MOBLEY, Emory* (R) .. 55-57&59-60	184	38	42	8	.228	1	0	1	1
MONTGOMERY, Paul (R) .. 70	20	4	3	1	.150	2	0	0	0

CAREER HITTING TOTALS (continued)

	AT-BAT	RUNS	HITS	RBI'S	BATTING AVERAGE	2B	3B	HR	SB
MOORE, Ray (R) .. 59	10	1	0	0	.000	--	-	-	--
MURRAY, Niles (L) .. 73	6	1	1	0	.167	0	0	0	1
MUSASHE, Vince (R) .. 73-75	76	12	15	10	.197	0	0	0	2
NASWORTHY, Ron (R) .. 71	16	3	5	5	.313	0	1	0	0
NORMAN, Jerry (R) .. 60-63	140	14	22	9	.157	1	0	0	4
NOSSICK, John (L) .. 55	8	2	2	--	.250	--	-	-	--
PARSONS, Bill (R) .. 74-75	66	15	14	5	.212	1	0	0	8
PEARSON, Lamar* (R) .. 58-59&61	82	13	20	6	.244	0	0	0	0
PERRY, Mike (L) .. 61-62&64-65	234	24	52	28	.222	5	2	1	8
PETERS, Ray (R) .. 64-65	67	8	16	11	.239	2	2	0	0
PETROVICH, Dan (L) .. 66-69	103	7	22	12	.214	0	0	3	1
PETTY, Bill (L) .. 74-77	63	15	9	4	.143	1	0	1	5
PITCOCK, Ronnie (R) .. 72	32	8	8	8	.250	1	1	1	5
PRITCHETT, Jimmy (R) .. 63-64	59	6	12	10	.203	3	1	1	0
PURDY, Ken (L) .. 75-77	54	16	10	4	.185	1	0	0	3
PURDY, Leroy (L) .. 69-72	98	15	24	14	.245	3	0	2	0
PURVIS, Johnny (R) .. 57-58	46	6	12	--	.261	--	-	-	--

CAREER HITTING TOTALS (continued)

	AT-BAT	RUNS	HITS	RBI'S	BATTING AVERAGE	2B	3B	HR	SB
RALEY, Jack (R) .. 64-66	228	28	51	27	.224	10	4	1	2
RAULERSON, Kelly (L) .. 61-63	34	7	4	4	.118	1	1	0	0
REEVES, Pete (R) .. 74-75	166	29	35	8	.211	3	0	0	7
REGISTER, Jerome (R) .. 73-74	291	60	95	63	.326	13	6	2	20
RITCH, Bobby (R) .. 63&66	25	5	5	3	.200	0	0	0	0
ROBINSON, Jimmy (R) .. 65	9	2	1	3	.111	0	0	1	0
ROCKER, Jake (L) .. 63	1	0	0	0	.000	0	0	0	0
ROMINGER, Steve (R) .. 69-72	528	52	124	70	.235	22	1	6	3
ROQUEMORE, Jim (R) .. 74	7	1	3	2	.429	0	0	0	0
ROWE, Jack (R) .. 57-58	13	3	1	--	.077	--	-	-	--
SHEFFIELD, Charles (R) .. 56	10	1	3	--	.300	--	-	-	--
SHIPMAN, Marcus (R) .. 62	30	3	7	6	.233	0	0	0	3
°SHUMAN, Bart (L) .. 76-77	216	16	56	36	.259	1	4	1	3
SIMPSON, Bobby (L) .. 67-68	187	17	38	26	.203	4	3	1	4
SIMPSON, Rusty (R) .. 69-72	373	49	95	51	.255	14	3	2	3
SLOAN, Bobby (R) .. 68	17	4	3	2	.176	0	0	0	2
SMITH, Dick (R) .. 56	20	4	8	--	.400	--	-	-	--
°SMITH, Ken (R) .. 77	81	14	27	21	.333	2	2	3	2

CAREER HITTING TOTALS (continued)

	AT-BAT	RUNS	HITS	RBI'S	BATTING AVERAGE	2B	3B	HR	SB
OPGIUS, Steve (R) .. 70	31	0	6	1	.194	0	0	0	0
SPECK, Bobby (R) .. 62-64	178	44	49	24	.275	2	4	1	24
SPECK, Claude (R) .. 66-68	288	70	88	13	.306	14	1	0	74
SPRUILL, Dudley (R) .. 71-73	66	14	16	6	.242	1	0	0	1
STARLING, Ralph (R) .. 73-74	42	4	9	2	.214	1	0	0	0
STEPHENSON, Hugh (R) .. 56	16	1	2	--	.125	--	-	-	--
STUDDARD, Jerry (R) .. 59	4	0	0	0	.000	0	0	0	0
SULLIVAN, Richard (L) .. 76-77	2	0	0	0	.000	0	0	0	0
SUMMERS, Wally (R) .. 62	27	5	8	2	.296	0	0	0	0
SUMNER, Frank (L) .. 72-73	383	68	112	32	.292	12	2	1	14
SUMNER, Steve (R) .. 74-75	235	33	58	26	.247	6	1	0	7
TARPLEY, Joe* (R) .. 56-59	125	24	32	9	.256	--	-	-	--
TAYLOR, Dave (R) .. 75-76	318	68	95	39	.299	11	1	4	9
TAYLOR, Sonny (R) .. 60	23	2	4	1	.174	0	0	0	2
THOMAS, Tommy* (R) .. 59-62	265	49	84	39	.317	6	4	2	18
THORNTON, Joe (R) .. 66-69	147	34	30	5	.204	5	1	0	15
TOOLE, Jack (R) .. 68-69	196	24	53	39	.270	16	0	3	8

CAREER HITTING TOTALS (continued)

	AT-BAT	RUNS	HITS	RBI'S	BATTING AVERAGE	2B	3B	HR	SB
TRIPP, Bobby (R) .. 70-73	632	126	191	76	.302	24	6	0	29
TWITTY, Vernon (R) .. 67	14	3	4	2	.286	1	1	0	1
TYLER, Billy (L) .. 76-77	38	5	8	9	.211	3	1	2	0
TYSON, Billy (R) .. 66	1	0	0	0	.000	0	0	0	0
VANN, Richard (L) .. 68-71	18	0	4	0	.222	0	0	0	1
VICK, Paul (L) .. 66	10	1	1	0	.100	0	0	0	0
°VIERS, Craig (L) .. 75-77	540	105	170	103	.315	31	11	7	42
WADE, Zack (L) .. 65-67	152	30	48	30	.316	8	2	2	0
°WALL, Jimmy (R) .. 77	11	1	1	1	.091	1	0	0	0
WASHINGTON, Chip (R) .. 56-57	23	1	2	--	.087	--	-	-	--
WATSON, Billy (R) .. 56	4	0	0	--	.000	--	-	-	--
WEBB, Warner (R) .. 63	44	8	14	5	.318	2	3	0	3
WHITE, Bob (R) .. 72-73	93	16	24	13	.258	5	0	1	4
WHITE, Duane (R) .. 67-68	14	2	2	1	.143	0	0	0	0
°WHITEHEAD, Cecil (R) .. 76-77	216	64	73	61	.338	12	6	10	13
WHITESIDE, Jim (R) .. 64	2	0	0	0	.000	0	0	0	0
WHITLEY, Steve (R) .. 72	4	1	1	0	.000	0	0	0	0

CAREER HITTING TOTALS (continued)

	AT-BAT	RUNS	HITS	RBI'S	BATTING AVERAGE	2B	3B	HR	SB
WILBURN, Buddy (R) .. 58	9	0	3	--	.333	--	-	-	--
WILEY, Larry (R) .. 69	7	2	1	0	.143	0	0	0	0
WILLIAMS, Robby (R) .. 69	3	3	0	0	.000	0	0	0	0
WILSON, Joe* (L) .. 56-57&59	58	6	10	0	.172	--	-	-	--
WINTERS, Doug (L) .. 61	11	3	3	0	.273	0	0	0	1
WOOD, Ben (R) .. 57-58	20	2	5	--	.250	--	-	-	--
WRIGHT, Sparky (R) .. 68	11	4	7	4	.636	2	0	0	3

NOTE: °denotes a currently active player. *denotes that only partial statistics are available re: runs-batted-in, doubles, triples, home runs, and stolen bases. -- denotes that no statistics are available for this category. Only at-bats, runs, and hits are available for the 1955 through 1958 seasons. Only at-bats, runs, hits, and runs-batted-in are available for the 1959 season. The seasons of 1955-1956-1957-1958-1959 and 1961 are as complete as the available data. Scorebooks from the 1955 through the 1972 seasons are very difficult to read, and unfortunately do not demonstrate the best in score-keeping methods.



Moose Greenhalgh



PITCHERS

VALDOSTA STATE
1955--1977
PITCHING HIGHLIGHTS

PERFECT GAME:

Leroy Purdy vs Shorter April 13, 1970 5-0

NO-HITTER:

Eddie Fisher vs Armstrong State April 1, 1969 7-1
 Steve Sorgius vs Shorter April 13, 1970 7-0
 Dan Darden vs Mercer-Atlanta March 21, 1974 1-0

ONE-HITTER:

Steve Kebler vs Oglethorpe April 20, 1960 1-0
 Ray Peters vs Berry May 2, 1964 0-2
 Eddie Middleton vs DePauw March 13, 1966 1-0
 Ron Fortner vs Berry April 16, 1966 0-1
 Eddie Fisher vs Berry April 16, 1966 5-0
 Duane White vs David Lipscomb March 22, 1967 2-0
 Ron Nasworthy vs DePauw March 27, 1971 1-0
 Lee Daney vs Morris Harvey March 17, 1973 1-0
 *Sam Bowen vs Malone June 2, 1973 2-0
 Dan Chadwick vs Mercer April 4, 1974 3-0
 Larry Clarington vs Rose-Hulman March 11, 1977 9-1
 Mike Raines vs Rose-Hulman March 12, 1977 9-1
 Jimmy Wall vs Armstrong State April 1, 1977 7-0

SHUT-OUTS:

Marvin Hatcher vs Piedmont -- - 1955 6-0
 Marvin Hatcher vs Oglethorpe -- - 1955 7-0

 Buck Ethredge vs Berry -- - 1959 11-0
 Buck Ethredge vs Berry -- - 1959 8-0
 Buck Ethredge vs Jacksonville -- - 1959 4-0

 Steve Kebler vs West Georgia -- - 1960 4-0
 Buck Ethredge vs West Georgia -- - 1960 3-0
 Steve Kebler vs Georgia State -- - 1960 3-0
 Buck Ethredge vs Georgia State -- - 1960 8-0
 Buck Ethredge vs Berry -- - 1960 8-0

 Mike Perry vs Mercer -- - 1961 8-0
 Mike Perry vs Berry -- - 1961 2-0

 Herman Hudson vs Vanderbilt -- - 1962 2-0

 Herman Hudson vs Piedmont -- - 1963 12-0

NOTE: other shut-outs are mentioned in the perfect game, no-hitter, and one-hitter sections. Only one-pitcher shut-outs are mentioned in the shut-out section.

PITCHING HIGHLIGHTS (continued)

Mike Perry	vs	Stetson	--	-	1964	12-0
Herman Hudson	vs	Piedmont	--	-	1964	8-0
Ray Peters	vs	Shorter	--	-	1964	1-0
Mike Perry	vs	Mercer	--	-	1964	2-0
Mike Perry	vs	Erskine	--	-	1965	1-0
Ron Fortner	vs	Erskine	--	-	1965	1-0
Ron Fortner	vs	Shorter	--	-	1965	13-0
*Mike Perry	vs	West Georgia	--	-	1965	1-0
Eddie Fisher	vs	Florida Southern	--	-	1966	1-0
Eddie Fisher	vs	Mercer	--	-	1966	8-0
Danny Petrovich	vs	Armstrong State	--	-	1968	6-0
Danny Petrovich	vs	Berry	--	-	1968	2-0
Eddie Fisher	vs	SIU-Edwardsville	--	-	1969	4-0
Eddie Fisher	vs	Jacksonville	--	-	1969	6-0
Danny Petrovich	vs	Armstrong State	--	-	1969	5-0
Eddie Fisher	vs	Berry	--	-	1969	1-0
Danny Petrovich	vs	Berry	--	-	1969	6-0
*Danny Petrovich	vs	Ouachita Baptist	--	-	1969	3-0
Rusty Simpson	vs	Marian	--	-	1970	3-0
Steve Sorgius	vs	Armstrong State	--	-	1970	16-0
Rusty Simpson	vs	Armstrong State	--	-	1970	13-0
Leroy Purdy	vs	Berry	--	-	1970	2-0
Rusty Simpson	vs	Georgia Southwestern	--	-	1970	2-0
Ronald Bennett	vs	DePauw	--	-	1971	9-0
Leroy Purdy	vs	Erskine	--	-	1971	4-0
Rusty Simpson	vs	Erskine	--	-	1971	5-0
Rusty Simpson	vs	Piedmont	--	-	1971	7-0
Ron Nasworthy	vs	Jacksonville	--	-	1971	2-0
Ronald Bennett	vs	Erskine	--	-	1972	3-0
Ronald Bennett	vs	Georgia State	--	-	1972	8-0
Leroy Purdy	vs	Georgia Southwestern	--	-	1972	18-0
Marty LeFiles	vs	Piedmont	--	-	1972	9-0
*Leroy Purdy	vs	Ouachita Baptist	--	-	1972	13-0
Rick Bowers	vs	DePauw	--	-	1973	8-0
Lee Daney	vs	Southern Tech	--	-	1973	3-0
Andy Hassell	vs	Southern Tech	--	-	1973	9-0
Pat Arnett	vs	Washington & Lee	--	-	1973	7-0
Dan Chadwick	vs	Oglethorpe	--	-	1973	15-0
Dan Chadwick	vs	Georgia Southwestern	--	-	1973	6-0
*Pat Arnett	vs	David Lipscomb	--	-	1973	1-0
*Sam Bowen	vs	Birmingham Southern	--	-	1973	2-0

NOTE: other shut-outs are mentioned in the perfect game, no-hitter, and one-hitter sections. Only one-pitcher shut-outs are mentioned in the shut-out section.

PITCHING HIGHLIGHTS (continued)

Rick Bowers	vs	Morris Harvey	--	-	1974	10-0
Bill Petty	vs	Southern Tech	--	-	1974	8-0
Dan Chadwick	vs	Augusta	--	-	1974	4-0
Rick Bowers	vs	Augusta	--	-	1974	3-0
Bill Petty	vs	Armstrong State	--	-	1974	8-0
Steve McDuffitt	vs	Augusta	--	-	1974	6-0
Bill Petty	vs	°Augusta	--	-	1974	1-0
Bill Petty	vs	Macalester	--	-	1975	6-0
Gary Giddens	vs	West Georgia	--	-	1975	3-0
Gary Giddens	vs	Armstrong State	--	-	1975	1-0
Larry Clarington	vs	Southern Tech	--	-	1975	5-0
Steve McDuffitt	vs	Morris Harvey	--	-	1976	3-0
Bill Petty	vs	Morris Harvey	--	-	1976	7-0
Richard Sullivan	vs	Illinois Benedictine	--	-	1976	7-0
Bill Petty	vs	Tennessee	--	-	1976	8-0
Hodges McLendon	vs	Ft. Valley State	--	-	1976	5-0
Bill Petty	vs	Augusta	--	-	1976	6-0
Steve McDuffitt	vs	Armstrong State	--	-	1976	6-0
Billy Tyler	vs	Rose-Hulman	--	-	1977	7-0
Steve McDuffitt	vs	Armstrong State	--	-	1977	1-0
Richard Sullivan	vs	Armstrong State	--	-	1977	8-0
Jimmy Wall	vs	West Georgia	--	-	1977	9-0
Steve McDuffitt	vs	Southern Tech	--	-	1977	9-0
Richard Sullivan	vs	Southern Tech	--	-	1977	6-0

NOTE: other shut-outs are mentioned in the perfect game, no-hitter, and one-hitter sections. Only one-pitcher shut-outs are mentioned in the shut-out section. *denotes a tournament game. °Ricky Brown of Augusta no-hit VSC, but Bill Petty picked-up the shut-out win for the Blazers.



Rusty Simpson

*ALVAREZ, SCOTT .. CHICO .. 1977 .. RIGHT .. Leesburg, Ga.



	G	IP	H	R	ER	BB	SO	W-L	ERA
1977 ..	1	0.1	5	6	3	1	0	0-0	81.00
TOTALS	1	0.1	5	6	3	1	0	0-0	81.00

ARCHER, MIKE .. 1972 .. RIGHT .. St. Mary's, Ga.



	G	IP	H	R	ER	BB	SO	W-L	ERA
1972 ..	5	13	15	6	6	3	5	0-0	4.15
TOTALS	5	13	15	6	6	3	5	0-0	4.15

ARNETT, PAT .. 1973 .. RIGHT .. North Florida JC .. Jacksonville, Fla.



ARNETT

	G	IP	H	R	ER	BB	SO	W-L	ERA
1973 ..	17	117.2	94	40	26	52	98	8-4	1.99
TOTALS	17	117.2	94	40	26	52	98	8-4	1.99

BAILEY, ROBERT .. 1961 .. RIGHT .. Spartansburg (S.C.) JC .. Vienna, Ga.



	G	IP	H	R	ER	BB	SO	W-L	ERA
1961 ..	4	29.2	28	21	12	19	10	2-2	3.64
TOTALS	4	29.2	28	21	12	19	10	2-2	3.64

BASSETT, CARLTON .. KNAT .. 1975 .. RIGHT .. Thomasville, Ga.



	G	IP	H	R	ER	BB	SO	W-L	ERA
1975 ..	4	8	9	4	4	2	4	0-1	4.50
TOTALS	4	8	9	4	4	2	4	0-1	4.50

BEALE, CHUCK .. 1976-1977 .. RIGHT .. Middle Georgia JC .. Macon, Ga.



	G	IP	H	R	ER	BB	SO	W-L	ERA
1976 ..	9	21	20	6	5	9	14	3-0	2.14
1977 ..	22	41.2	44	21	13	19	21	2-2	2.81
TOTALS	31	62.2	64	27	18	28	35	5-2	2.58

BENNETT, RONALD .. 1971-1972 .. LEFT .. Brewton-Parker JC .. Jesup, Ga.




	G	IP	H	R	ER	BB	SO	W-L	ERA
1971 ..	12	68.1	61	32	20	14	61	6-2	2.64
1972 ..	14	96.2	93	36	23	18	71	8-4	2.14
TOTALS	26	165	154	68	43	32	132	14-6	2.35

BLACK, COLLIER .. 1971 .. RIGHT .. Albany, Ga.



	G	IP	H	R	ER	BB	SO	W-L	ERA
1971 ..	5	8	15	14	7	4	7	1-0	7.88
TOTALS	5	8	15	14	7	4	7	1-0	7.88

BOWEN, SAM .. 1973-1974 .. RIGHT .. Brunswick JC .. Brunswick, Ga.



BOWEN

	G	IP	H	R	ER	BB	SO	W-L	ERA
1973 ..	7	41	24	11	5	20	58	3-2	1.10
1974 ..	3	17.1	20	10	8	13	21	2-1	4.15
TOTALS	10	58.1	44	21	13	33	79	5-3	2.01

BOWERS, RICK .. 1973-1974 .. RIGHT .. Brewton-Parker JC .. Tifton, Ga.



BOWERS

	G	IP	H	R	ER	BB	SO	W-L	ERA
1973 ..	9	34.1	28	8	6	21	18	3-0	1.57
1974 ..	9	50	36	11	5	27	25	6-0	0.90
TOTALS	18	84.1	64	19	11	48	43	9-0	1.17

BROWN, TOMMY .. 1968 .. RIGHT .. Moultrie, Ga.



	G	IP	H	R	ER	BB	SO	W-L	ERA
1968 ..	2	4.2	1	1	1	4	4	1-0	1.93
TOTALS	2	4.2	1	1	1	4	4	1-0	1.93

CHADWICK, DAN .. TOAD .. 1971-1974 .. RIGHT .. East Gary, Ind.



CHADWICK

	G	IP	H	R	ER	BB	SO	W-L	ERA
1971 ..	5	24	16	6	2	8	20	2-1	0.75
1972 ..	8	30	45	24	20	7	20	3-3	6.00
1973 ..	9	55.2	44	18	12	19	48	6-0	1.94
1974 ..	10	57.2	53	25	20	28	21	3-3	3.12
TOTALS	32	167.1	158	73	54	62	109	14-7	2.90

*CLARINGTON, LARRY .. 1975-1977 .. LEFT .. Perry, Ga.



CLARINGTON

	G	IP	H	R	ER	BB	SO	W-L	ERA
1975 ..	13	54.1	38	18	10	31	28	5-1	1.66
1976 ..	5	20.2	18	6	5	15	7	1-1	2.18
1977 ..	7	20.1	15	15	11	17	19	1-0	4.87
TOTALS	25	95.1	71	39	26	63	54	7-2	2.45

CRAWFORD, STEVE .. 1967-1970 .. LEFT .. Lake City, Fla.




	G	IP	H	R	ER	BB	SO	W-L	ERA
1970 ..	1	6	2	0	0	4	4	1-0	0.00
TOTALS	1	6	2	0	0	4	4	1-0	0.00

CULLER, JOHN .. MADISON .. 1964 .. RIGHT .. Lexington, Ky.



	G	IP	H	R	ER	BB	SO	W-L	ERA
1964 ..	2	4.2	6	4	2	3	2	0-0	3.85
TOTALS	2	4.2	6	4	2	3	2	0-0	3.85

DACUS, DELANE .. 1973 .. RIGHT .. Brewton-Parker JC .. Phenix City, Ala.



DACUS

	G	IP	H	R	ER	BB	SO	W-L	ERA
1973 ..	8	25.1	27	15	5	17	20	0-1	1.78
TOTALS	8	25.1	27	15	5	17	20	0-1	1.78

DANEY, LEE .. 1973 .. RIGHT .. Clark, N.J.



DANEY

	G	IP	H	R	ER	BB	SO	W-L	ERA
1973 ..	14	89	59	26	21	47	65	8-6	2.12
TOTALS	14	89	59	26	21	47	65	8-6	2.12

DARDEN, DAN .. DEACON .. 1974-1975 .. RIGHT .. Middle Georgia JC .. Macon, Ga.



DARDEN


	G	IP	H	R	ER	BB	SO	W-L	ERA
1974 ..	13	69.2	48	32	17	42	56	7-2	2.19
1975 ..	1	4.1	2	3	1	7	3	0-0	2.08
TOTALS	14	74	50	35	18	49	59	7-2	2.19

DIXON, JOE .. 1961 .. RIGHT .. Alapaha, Ga.



	G	IP	H	R	ER	BB	SO	W-L	ERA
1961 ..	1	2.1	3	3	3	1	1	0-0	11.59
TOTALS	1	2.1	3	3	3	1	1	0-0	11.59

ETHREDGE, BUCK .. 1959-1960 .. RIGHT .. ABAC .. Leary, Ga.



	G	IP	H	R	ER	BB	SO	W-L	ERA
1959 ..	9	--	-	-	--	--	--	6-3	---
1960 ..	8	64.1	37	13	9	11	67	7-1	1.26
TOTALS	17	64.1	37	13	9	11	67	13-4	1.26

JOHNSON, TOMMY .. 1963-1966 .. RIGHT .. Valdosta, Ga.



	G	IP	H	R	ER	BB	SO	W-L	ERA
1963 ..	7	36	49	49	30	22	13	1-3	7.50
TOTALS	7	36	49	49	30	22	13	1-3	7.50

KEADLE, LAVON .. GOOSE .. 1975 .. RIGHT .. Pavo, Ga.



KEADLE

	G	IP	H	R	ER	BB	SO	W-L	ERA
1975 ..	7	42.1	39	20	16	21	23	3-1	3.40
TOTALS	7	42.1	39	20	16	21	23	3-1	3.40

KEBLER, STEVE .. 1960 .. RIGHT .. Pontiac, Mich.



	G	IP	H	R	ER	BB	SO	W-L	ERA
1960 ..	10	79	52	20	17	24	75	7-3	1.93
TOTALS	10	79	52	20	17	24	75	7-3	1.93

KNIGHT, JACK .. 1955 .. RIGHT .. Ray City, Ga.



	G	IP	H	R	ER	BB	SO	W-L	ERA
1955 ..	-	--	-	-	--	--	--	1-0	---
TOTALS	-	--	-	-	--	--	--	1-0	---

LEACH, DALE .. 1977 .. RIGHT .. Gainesville, Fla.



	G	IP	H	R	ER	BB	SO	W-L	ERA
1977 ..	3	18.1	24	13	5	8	11	1-1	2.45
TOTALS	3	18.1	24	13	5	8	11	1-1	2.45


HASSELL, ANDY .. 1970-1973 .. RIGHT .. Athens, Ga.



HASSELL

	G	IP	H	R	ER	BB	SO	W-L	ERA
1970 ..	6	12.1	11	11	6	14	6	0-2	2.76
1971 ..	4	8.1	7	9	3	7	5	0-0	3.25
1972 ..	10	39.1	35	23	14	26	25	3-2	3.21
1973 ..	13	64.1	58	25	11	25	48	7-1	1.54
TOTALS	33	124.1	111	68	34	72	84	10-5	2.46

HATCHER, MARVIN .. 1955-56&1958 .. RIGHT .. Columbus, Ga.




	G	IP	H	R	ER	BB	SO	W-L	ERA
1955 ..	-	--	-	-	--	--	--	3-2	---
1956 ..	-	--	-	-	--	--	--	2-5	---
1958 ..	-	--	-	-	--	--	--	1-1	---
TOTALS	-	--	-	-	--	--	--	6-8	---

HUDSON, DENNIS .. HERMAN .. 1961-1964 .. RIGHT .. Gainesville, Ga.



	G	IP	H	R	ER	BB	SO	W-L	ERA
1961 ..	9	56.1	60	45	29	18	27	2-5	4.63
1962 ..	8	50.2	52	24	19	16	17	4-2	3.38
1963 ..	8	58.2	60	37	29	20	26	3-4	4.45
1964 ..	7	55	48	23	12	15	23	2-4	1.96
TOTALS	32	220.2	220	129	89	69	93	11-15	3.63

HUNNICUTT, KERMIT .. 1962 .. RIGHT .. Moultrie, Ga.



	G	IP	H	R	ER	BB	SO	W-L	ERA
1962 ..	1	9	6	2	1	0	3	0-1	1.00
TOTALS	1	9	6	2	1	0	3	0-1	1.00

JOHNSON, JERRY .. 1961 .. RIGHT .. Pelham, Ga.



	G	IP	H	R	ER	BB	SO	W-L	ERA
1961 ..	4	10.2	10	6	4	1	2	1-1	3.37
TOTALS	4	10.2	10	6	4	1	2	1-1	3.37

FEIST, VIC .. 1975-1976 .. LEFT .. Brewton-Parker JC .. Medina, Ohio



FEIST

	G	IP	H	R	ER	BB	SO	W-L	ERA
1975 ..	4	19	9	6	2	12	11	2-0	0.95
1976 ..	3	1.2	3	0	0	0	1	0-0	0.00
TOTALS	7	20.2	12	6	2	12	12	2-0	0.87

FERRERA, TONY .. TATER .. 1974-1975 .. RIGHT .. Lewiston, Idaho



FERRERA

	G	IP	H	R	ER	BB	SO	W-L	ERA
1974 ..	3	2	3	1	1	2	1	0-0	4.50
1975 ..	9	46.1	43	20	12	23	32	5-1	2.33
TOTALS	12	48.1	46	21	13	25	33	5-1	2.42

FISHER, EDDIE .. FISH .. 1966-1969 .. RIGHT .. Federalsburg, Md.



	G	IP	H	R	ER	BB	SO	W-L	ERA
1966 ..	10	74	40	15	7	28	41	8-2	0.85
1967 ..	6	33.1	29	20	6	10	24	1-3	1.62
1968 ..	9	68	63	32	18	21	63	4-3	2.38
1969 ..	14	97.2	57	20	14	24	101	11-0	1.29
TOTALS	39	273	189	87	45	83	229	24-8	1.48

FORAN, FOSTER .. ROOSTER .. 1974-1975 .. RIGHT .. Chipola (FLa.) JC .. Marianna, Fla.



FORAN

	G	IP	H	R	ER	BB	SO	W-L	ERA
1974 ..	5	27.1	30	21	12	15	16	2-2	3.95
1975 ..	1	1	2	2	2	1	0	0-0	18.00
TOTALS	6	28.1	32	23	14	16	16	2-2	4.45

FORTNER, RON .. 1965-1968 .. RIGHT .. East Gary, Ind.



	G	IP	H	R	ER	BB	SO	W-L	ERA
1965 ..	11	84.1	59	29	21	39	71	6-4	2.24
1966 ..	10	68	29	28	18	31	55	4-3	2.38
1967 ..	10	76.1	56	30	18	37	59	4-5	2.12
1968 ..	8	38.1	33	17	13	8	33	3-1	3.05
TOTALS	39	267	177	104	70	115	218	17-13	2.36

GIDDENS, GARY .. BULL .. 1975-1976 .. RIGHT .. ABAC .. Fitzgerald, Ga.



GIDDENS

	G	IP	H	R	ER	BB	SO	W-L	ERA
1975 ..	6	39.1	36	12	8	9	24	4-2	1.83
1976 ..	10	62.1	63	29	24	21	33	3-6	3.47
TOTALS	16	101.2	99	41	32	30	57	7-8	2.83

GRUHL, GORDIE .. 1970 .. RIGHT .. Hope, Ind.



	G	IP	H	R	ER	BB	SO	W-L	ERA
1970 ..	1	1	0	0	0	0	0	0-0	0.00
TOTALS	1	1	0	0	0	0	0	0-0	0.00

HALL, CHIP .. 1970 .. RIGHT .. Valdosta, Ga.



	G	IP	H	R	ER	BB	SO	W-L	ERA
1970 ..	2	7	8	7	2	4	3	1-0	2.57
TOTALS	2	7	8	7	2	4	3	1-0	2.57

HAMPTON, MIKE .. 1958-1959 .. RIGHT .. Quitman, Ga.



	G	IP	H	R	ER	BB	SO	W-L	ERA
1958 ..	-	--	-	-	--	--	--	0-2	---
1959 ..	-	--	-	-	--	--	--	2-4	---
TOTALS	-	--	-	-	--	--	--	2-6	---

HAND, ROBERT .. 1963 .. RIGHT .. Columbus JC .. Columbus, Ga.



	G	IP	H	R	ER	BB	SO	W-L	ERA
1963 ..	3	7.1	12	11	10	5	2	0-1	12.28
TOTALS	3	7.1	12	11	10	5	2	0-1	12.28

McLENDON, HODGES .. HODGIE .. 1976-1977 .. LEFT .. ABAC .. Dawson, Ga.



	G	IP	H	R	ER	BB	SO	W-L	ERA
1976 ..	11	59.2	66	30	21	11	38	3-3	3.17
1977 ..	6	25.2	31	17	15	8	11	2-1	5.26
TOTALS	17	85.1	97	47	36	19	49	5-4	3.80

McQUAIG, ROY .. 1955 .. RIGHT .. Valdosta, Ga.



	G	IP	H	R	ER	BB	SO	W-L	ERA
1955 ..	-	--	-	-	--	--	--	0-1	---
TOTALS	-	--	-	-	--	--	--	0-1	---

MIDDLETON, EDDIE .. 1966-1969 .. RIGHT .. Albany, Ga.



	G	IP	H	R	ER	BB	SO	W-L	ERA
1966 ..	3	17	6	3	2	6	8	1-1	1.06
1967 ..	8	58	55	35	21	28	30	4-2	3.26
1968 ..	2	6.2	2	2	2	11	5	0-0	2.70
1969 ..	4	20	19	11	8	6	10	2-0	3.60
TOTALS	17	101.2	82	51	33	51	53	7-3	2.92

MONTGOMERY, PAUL .. 1970 .. RIGHT .. Jacksonville, Fla.



	G	IP	H	R	ER	BB	SO	W-L	ERA
1970 ..	1	0.2	4	3	2	0	0	0-0	26.87
TOTALS	1	0.2	4	3	2	0	0	0-0	26.87

NASWORTHY, RON .. 1971 .. RIGHT .. Brewton-Parker JC .. Atlanta, Ga.



	G	IP	H	R	ER	BB	SO	W-L	ERA
1971 ..	10	44.1	37	39	32	50	43	3-5	6.50
TOTALS	10	44.1	37	39	32	50	43	3-5	6.50

LEE, GREG .. 1970-1971 .. RIGHT .. Camilla, Ga.



	G	IP	H	R	ER	BB	SO	W-L	ERA
1970 ..	12	66.1	53	28	21	33	41	3-2	2.85
1971 ..	3	9.1	9	13	7	18	5	0-2	6.78
TOTALS	15	75.2	62	41	28	51	46	3-4	3.33

LEFILES, MARTY .. 1972-1974 .. RIGHT .. Valdosta, Ga.



	G	IP	H	R	ER	BB	SO	W-L	ERA
1972 ..	7	17	8	4	1	4	5	1-0	0.53
1973 ..	14	53.1	48	21	14	14	25	8-0	2.36
1974 ..	16	44	43	27	22	18	17	2-2	4.50
TOTALS	37	114.1	99	52	37	36	47	11-2	2.91

LEFILES

LINGENFELTER, BOB .. 1971 .. RIGHT .. Monroe, Wash.



	G	IP	H	R	ER	BB	SO	W-L	ERA
1971 ..	1	2	0	0	0	2	0	0-0	0.00
TOTALS	1	2	0	0	0	2	0	0-0	0.00

McDIFFITT, STEVE .. MAC .. 1974-1977 .. RIGHT .. New Martinsburg, W.Va.



McDIFFITT

	G	IP	H	R	ER	BB	SO	W-L	ERA
1974 ..	9	46	42	21	18	18	19	5-1	3.52
1975 ..	13	91.2	81	44	33	41	61	5-5	3.24
1976 ..	13	88.1	72	41	19	36	64	6-6	1.94
1977 ..	15	101	82	36	28	37	64	10-1	2.50
TOTALS	50	327	277	142	98	132	208	26-13	2.70

McELVEY, BOB .. 1955&1977 .. LEFT .. Valdosta, Ga.



	G	IP	H	R	ER	BB	SO	W-L	ERA
1955 ..	-	--	-	-	--	--	--	2-2	---
1957 ..	-	--	-	-	--	--	--	2-2	---
TOTALS	-	--	-	-	--	--	--	4-4	---

PETTY, BILL .. 1974-1977 .. LEFT .. Grove City, Ohio



PETTY

	G	IP	H	R	ER	BB	SO	W-L	ERA
1974 ..	14	80.1	64	24	18	24	30	11-2	2.02
1975 ..	14	104	102	45	34	29	49	7-6	2.94
1976 ..	11	80	71	24	19	23	37	6-3	2.14
1977 ..	13	73.2	81	38	26	23	27	7-2	3.18
TOTALS	52	338	318	131	97	99	143	31-13	2.58

PURDY, KEN .. B00-B00 .. 1975-1977 .. LEFT .. Wabash, Ind.




	G	IP	H	R	ER	BB	SO	W-L	ERA
1977 ..	1	1.2	6	7	7	2	0	0-0	37.72
TOTALS	1	1.2	6	7	7	2	0	0-0	37.72

PURDY, LEROY .. 1969-1972 .. LEFT .. Lake City, Fla.



	G	IP	H	R	ER	BB	SO	W-L	ERA
1969 ..	8	38	38	17	12	13	31	2-2	2.84
1970 ..	14	84.1	76	36	23	21	67	5-6	2.46
1971 ..	13	85.1	75	25	14	35	53	6-4	1.48
1972 ..	13	93	71	38	32	37	69	6-4	3.09
TOTALS	48	300.2	260	116	81	106	220	19-16	2.42

*RAINES, MIKE .. 1977 .. RIGHT .. Shellman, Ga.




	G	IP	H	R	ER	BB	SO	W-L	ERA
1977 ..	9	28.2	28	23	21	23	23	4-0	6.59
TOTALS	9	28.2	28	23	21	23	23	4-0	6.59

RALEY, JACK .. 1965 .. RIGHT .. Camilla, Ga.



	G	IP	H	R	ER	BB	SO	W-L	ERA
1965 ..	1	0.1	0	0	0	0	0	0-0	0.00
TOTALS	1	0.1	0	0	0	0	0	0-0	0.00

PARSONS, BILL .. 1974-1975 .. RIGHT .. South Georgia JC .. Brunswick, Ga.



PARSONS

	G	IP	H	R	ER	BB	SO	W-L	ERA
1974 ..	3	2	4	2	2	2	1	0-0	9.00
1975 ..	16	48.2	45	14	13	15	19	5-0	2.40
TOTALS	19	50.2	49	16	15	17	20	5-0	2.66

PEARSON, LAMAR .. 1958-59&1961 .. RIGHT .. Adel, Ga.



	G	IP	H	R	ER	BB	SO	W-L	ERA
1961 ..	1	2	3	3	1	0	0	0-0	4.50
TOTALS	1	2	3	3	1	0	0	0-0	4.50

PERRY, MIKE .. 1961-62&1964-65 .. LEFT .. Thomson, Ga.



	G	IP	H	R	ER	BB	SO	W-L	ERA
1961 ..	11	73.1	66	57	31	53	48	3-6	3.80
1962 ..	8	45	35	38	21	26	35	3-3	4.20
1964 ..	10	69	57	16	6	30	62	5-2	0.78
1965 ..	10	73	59	32	17	33	77	7-2	2.10
TOTALS	39	260.1	217	143	75	142	222	18-13	2.59

PETERS, RAY .. PREACHER .. 1964-1965 .. RIGHT .. Pensacola (Fla.) JC .. Pensacola, Fla.



	G	IP	H	R	ER	BB	SO	W-L	ERA
1964 ..	7	51.1	34	17	9	18	25	3-4	1.58
1965 ..	10	70.2	67	36	24	23	54	4-5	3.05
TOTALS	17	122	101	53	33	41	79	7-9	2.43

PETROVICH, DAN .. 1966-1969 .. LEFT .. Crown Point, Ind.



	G	IP	H	R	ER	BB	SO	W-L	ERA
1966 ..	6	27	21	15	8	17	23	2-3	2.67
1967 ..	11	60	51	28	17	31	37	3-2	2.55
1968 ..	9	62	50	20	9	18	50	5-1	1.31
1969 ..	13	113.2	90	32	25	30	88	9-3	1.98
TOTALS	39	262.2	212	95	59	96	198	19-9	2.02

SORGIUS, STEVE .. 1970 .. LEFT .. Columbus, Ind.



	G	IP	H	R	ER	BB	SO	W-L	ERA
1970 ..	12	85.2	54	26	12	48	74	7-3	1.26
TOTALS	12	85.2	54	26	12	48	74	7-3	1.26

SULLIVAN, RICHARD .. 1976-1977 .. LEFT .. ABAC .. Live Oak, Fla.



	G	IP	H	R	ER	BB	SO	W-L	ERA
1976 ..	12	74.2	60	34	19	43	71	5-6	2.29
1977 ..	16	74.2	68	34	30	35	45	9-4	3.62
TOTALS	28	149.1	128	68	49	78	116	14-10	2.95

SUMMERS, WALLY .. 1962 .. RIGHT .. Hammond, Ind.



	G	IP	H	R	ER	BB	SO	W-L	ERA
1962 ..	10	48.1	48	32	16	21	25	2-3	2.98
TOTALS	10	48.1	48	32	16	21	25	2-3	2.98

TERRY, MIKE .. 1965 .. RIGHT .. Crown Point, Ind.



	G	IP	H	R	ER	BB	SO	W-L	ERA
1965 ..	3	13.2	10	9	6	8	8	1-0	3.95
TOTALS	3	13.2	10	9	6	8	8	1-0	3.95

THOMAS, TOMMY .. TT .. 1959-1962 .. RIGHT .. Valdosta, Ga.



	G	IP	H	R	ER	BB	SO	W-L	ERA
1959 ..	6	--	-	-	--	--	--	2-4	---
1960 ..	3	16	9	10	3	9	13	1-1	1.68
1961 ..	2	10.1	9	8	5	4	7	0-1	4.36
TOTALS	11	26.1	18	18	8	13	20	3-6	2.73

*RANNE, BILL .. BIRD .. 1977 .. RIGHT .. Broward (Fla.) JC .. Ft. Lauderdale, Fla.



	G	IP	H	R	ER	BB	SO	W-L	ERA
1977 ..	4	11.1	15	10	8	7	2	0-2	6.37
TOTALS	4	11.1	15	10	8	7	2	0-2	6.37

ROQUEMORE, JIM .. ROCK .. 1974 .. RIGHT .. Lakeland, Ga.



	G	IP	H	R	ER	BB	SO	W-L	ERA
1974	1	0.2	1	0	0	2	0	0-0	0.00
TOTALS	1	0.2	1	0	0	2	0	0-0	0.00

ROWE, JACK .. 1957-1958 .. RIGHT .. Columbus, Ga.



	G	IP	H	R	ER	BB	SO	W-L	ERA
1957 ..	-	--	-	-	--	--	--	0-2	---
1958 ..	-	--	-	-	--	--	--	1-2	---
TOTALS	-	--	-	-	--	--	--	1-4	---

SHEFFIELD, CHARLES .. 1956 .. RIGHT .. Valdosta, Ga.



	G	IP	H	R	ER	BB	SO	W-L	ERA
1956 ..	-	--	-	-	--	--	--	0-1	---
TOTALS	-	--	-	-	--	--	--	0-1	---

SIMPSON, RUSTY .. 1969-1972 .. RIGHT .. Valdosta, Ga.



SIMPSON

	G	IP	H	R	ER	BB	SO	W-L	ERA
1969 ..	7	14	16	8	3	4	10	2-2	1.93
1970 ..	14	84.1	68	26	22	22	51	8-3	2.35
1971 ..	14	95	94	33	26	20	70	6-4	2.46
1972 ..	10	77	69	28	21	7	50	7-2	2.45
TOTALS	45	270.1	247	95	72	53	181	23-11	2.40

WASHINGTON, EARL .. CHIP .. 1956-1957 .. RIGHT .. Thomasville, Ga.



	G	IP	H	R	ER	BB	SO	W-L	ERA
1956 ..	-	---	-	-	---	---	---	0-2	---
1957 ..	-	---	-	-	---	---	---	0-3	---
TOTALS	-	---	-	-	---	---	---	0-5	---

WHITE, DUANE .. 1967-1968 .. RIGHT .. Camilla, Ga.




	G	IP	H	R	ER	BB	SO	W-L	ERA
1967 ..	4	16.1	29	24	13	15	13	1-3	7.16
1968 ..	6	21	23	11	7	9	23	1-2	3.00
TOTALS	10	37.1	52	35	20	24	36	2-5	4.82

WILLIAMS, SONNY .. 1967 .. RIGHT .. Atlanta, Ga.



	G	IP	H	R	ER	BB	SO	W-L	ERA
1967 ..	4	15.2	10	8	5	2	4	1-1	2.87
TOTALS	4	15.2	10	8	5	2	4	1-1	2.87



Fisher, Fortner, Middleton, Petrovich

TYLER, BILLY .. 1976-1977 .. LEFT .. St. John's River (Fla.) JC .. Jacksonville, Fla.



Tyler

	G	IP	H	R	ER	BB	SO	W-L	ERA
1976 ..	4	11	6	6	4	6	5	1-0	3.27
1977 ..	11	44.2	36	25	19	33	38	3-2	3.83
TOTALS	15	55.2	42	31	23	39	43	4-2	3.72

TYSON, BILLY .. 1966 .. RIGHT .. Camilla, Ga.



	G	IP	H	R	ER	BB	SO	W-L	ERA
1966 ..	1	1	3	4	1	1	1	0-0	9.00
TOTALS	1	1	3	4	1	1	1	0-0	9.00

VANN, RICHARD .. 1968-1970 .. LEFT .. Valdosta, Ga.



	G	IP	H	R	ER	BB	SO	W-L	ERA
1968 ..	6	30.2	22	18	13	13	18	1-2	3.82
1969 ..	4	29.1	29	21	9	12	13	1-2	2.69
1970 ..	5	4.2	4	1	0	2	1	0-0	0.00
TOTALS	15	64.2	55	40	22	27	32	2-4	3.06

VICK, PAUL .. 1966 .. RIGHT .. Florida Military JC .. Memphis, Ind.



	G	IP	H	R	ER	BB	SO	W-L	ERA
1966 ..	1	7	5	4	2	3	9	0-0	2.57
TOTALS	1	7	5	4	2	3	9	0-0	2.57

*WALL, JIMMY .. 1977 .. LEFT .. Jacksonville, Fla.



	G	IP	H	R	ER	BB	SO	W-L	ERA
1977 ..	11	79.1	48	24	17	36	32	8-1	1.93
TOTALS	11	79.1	48	24	17	36	32	8-1	1.93

VALDOSTA STATE
1955--1977

CAREER TOTALS
Pitchers

	GAMES	INNINGS PITCHED	HITS	RUNS	EARNED RUNS	WALKS	STRIKE OUTS	WON-LOST	E.R.A.
°ALVAREZ, Scott (R) .. 77	1	0.1	5	6	3	1	0	0-0	81.00
ARCHER, Mike (R) .. 72	5	13	15	6	6	3	5	0-0	4.15
ARNETT, Pat (R) .. 73	17	117.2	94	40	26	52	98	8-4	1.99
BAILEY, Robert (R) .. 61	4	29.2	28	21	12	19	10	2-2	3.64
BASSETT, Carlton (R) ... 75	4	8	9	4	4	2	4	0-1	4.50
BEALE, Chuck (R) .. 76-77	31	62.2	64	27	18	28	35	5-2	2.58
BENNETT, Ronald (L) .. 71-72	26	165	154	68	43	32	132	14-6	2.35
BLACK, Collier (R) .. 71	5	8	15	14	7	4	7	1-0	7.88
BOWEN, Sam (R) .. 73-74	10	48.1	44	21	13	33	79	5-3	2.01
BOWERS, Rick (R) .. 73-74	18	84.1	64	19	11	48	43	9-0	1.17
BROWN, Tommy (R) .. 68	2	4.2	1	1	1	4	4	1-0	1.93
CHADWICK, Dan (R) .. 71-74	32	167.1	158	73	54	62	109	14-7	2.90
°CLARINGTON, Larry (L) .. 75-77	25	95.1	71	39	26	63	54	7-2	2.45
CRAWFORD, Steve (L) .. 67-70	1	6	2	0	0	4	4	1-0	0.00
CULLER, Madison (R) .. 64	2	4.2	6	4	2	3	2	0-0	3.85
DACUS, Delane (R) .. 73	8	25.1	27	15	5	17	20	0-1	1.78

CAREER PITCHING TOTALS (continued)

	GAMES	INNINGS PITCHED	HITS	RUNS	EARNED RUNS	WALKS	STRIKE OUTS	WON-LOST	E.R.A.
DANEY, Lee (R) .. 73	14	89	59	26	21	47	65	8-6	2.12
DARDEN, Dan (R) .. 74-75	14	74	50	35	18	49	59	7-2	2.19
DIXON, Joe (R) .. 61	1	2.1	3	3	3	1	1	0-0	11.59
ETHREDGE, Buck* (R) .. 59-60	17	64.1	37	13	9	11	67	13-4	1.26
FEIST, Vic (L) .. 75-76	7	20.2	12	6	2	12	12	2-0	0.87
FERRERA, Tony (R) .. 74-75	12	48.1	46	21	13	25	33	5-1	2.42
FISHER, Eddie (R) .. 66-69	39	273	189	87	45	83	229	24-8	1.48
FORAN, Foster (R) .. 74-75	6	28.1	32	23	14	16	16	2-2	4.45
FORTNER, Ron (R) .. 65-68	39	267	177	104	70	115	218	17-13	2.36
GIDDENS, Gary (R) .. 75-76	16	101.2	99	41	32	30	57	7-8	2.83
GRUHL, Gordy (R) .. 70	1	1	0	0	0	0	0	0-0	0.00
HALL, Chip (R) .. 70	2	7	8	7	2	4	3	1-0	2.57
HAMPTON, Mike (R) .. 58-59	--	--	--	--	--	--	--	2-6	----
HAND, Robert (R) .. 63	3	7.1	12	11	10	5	2	0-1	12.28
HASSELL, Andy (R) .. 70-73	33	124.1	111	68	34	72	84	10-5	2.46
HATCHER, Marvin (R) .. 55-56&58	--	--	--	--	--	--	--	6-8	----

CAREER PITCHING TOTALS (continued)

	GAMES	INNINGS PITCHED	HITS	RUNS	EARNED RUNS	WALKS	STRIKE OUTS	WON-LOST	E.R.A.
HUDSON, Herman (R) .. 61-64	32	220.2	220	129	89	69	93	11-15	3.63
HUNNICUTT, Kermit (R) .. 62	1	9	6	2	1	0	3	0-1	1.00
JOHNSON, Jerry (R) .. 61	4	10.2	10	6	4	1	2	1-1	3.37
JOHNSON, Tommy (R) .. 63-66	7	36	49	49	30	22	13	1-3	7.50
KEADLE, Lavon (R) .. 75	7	42.1	39	20	16	21	23	3-1	3.40
KEBLER, Steve (R) .. 60	10	79	52	20	17	24	75	7-3	1.93
KNIGHT, Jack (R) .. 55	--	--	--	--	--	--	--	1-0	----
LEACH, Dale (R) .. 77	3	18.1	24	13	5	8	11	1-1	2.45
LEE, Greg (R) .. 70-71	15	75.2	62	41	28	51	46	3-4	3.33
LeFILES, Marty (R) .. 72-74	37	114.1	99	52	37	36	47	11-2	2.91
LINGENFELTER, Bob (R) .. 71	1	2	0	0	0	2	0	0-0	0.00
McDIFFITT, Steve (R) .. 74-77	50	327	277	142	98	132	208	26-13	2.70
McELVEY, Bob (L) .. 55&57	--	--	--	--	--	--	--	4-4	----
McLENDON, Hodges (L) .. 76-77	17	85.1	97	47	36	19	49	5-4	3.80
McQuaig, Roy (R) .. 55	--	--	--	--	--	--	--	0-1	----

CAREER PITCHING TOTALS (continued)

	GAMES	INNINGS PITCHED	HITS	RUNS	EARNED RUNS	WALKS	STRIKE OUTS	WON-LOST	E.R.A.
MIDDLETON, Eddie (R) .. 66-69	17	101.2	82	51	33	51	53	7-3	2.92
MONTGOMERY, Paul (R) .. 70	1	0.2	4	3	2	0	0	0-0	26.87
NASWORTHY, Ron (R) .. 71	10	44.1	37	39	32	50	43	3-5	6.50
PARSONS, Bill (R) .. 74-75	19	50.2	49	16	15	17	20	5-0	2.66
PEARSON, Lamar (R) .. 58-59&61	1	2	3	3	1	0	0	0-0	4.50
PERRY, Mike (L) .. 61-62&64-65	39	260.1	217	143	75	142	222	18-13	2.59
PETERS, Ray (R) .. 64-65	17	122	101	53	33	41	79	7-9	2.43
PETROVICH, Dan (L) .. 66-69	39	262.2	212	95	59	96	198	19-9	2.02
PETTY, Bill (L) .. 74-77	52	338	318	131	97	99	143	31-13	2.58
PURDY, Ken (L) .. 75-77	1	1.2	6	7	7	2	0	0-0	37.72
PURDY, Leroy (L) .. 69-72	48	300.2	260	116	81	106	220	19-16	2.42
°RAINES, Mike (R) .. 77	9	28.2	28	23	21	23	23	4-0	6.59
RALEY, Jack (R) .. 64-66	1	0.1	0	0	0	0	0	0-0	0.00
°RANNE, Bill (R) .. 77	4	11.1	15	10	8	7	2	0-2	6.37
ROQUEMORE, Jim (R) .. 74	1	0.2	1	0	0	2	0	0-0	0.00
ROWE, Jack (R) .. 57-58	--	--	--	--	--	--	--	1-4	----

CAREER PITCHING TOTALS (continued)

	GAMES	INNINGS PITCHED	HITS	RUNS	EARNED RUNS	WALKS	STRIKE OUTS	WON-LOST	E.R.A.
SHEFFIELD, Charles (R) .. 56	--	--	--	--	--	--	--	0-1	----
SIMPSON, Rusty (R) .. 69-72	45	270.1	247	95	72	53	181	23-11	2.40
SORGIUS, Steve (L) .. 70	12	85.2	54	26	12	48	74	7-3	1.26
SULLIVAN, Richard (L) .. 76-77	28	149.1	128	68	49	78	116	14-10	2.95
SUMMERS, Wally (R) .. 62	10	48.1	48	32	16	21	25	2-3	2.98
TERRY, Mike (R) .. 65	3	13.2	10	9	6	8	8	1-0	3.95
THOMAS, Tommy* (R) .. 59-62	11	26.1	18	18	8	13	20	3-6	2.73
TYLER, Billy (L) .. 76-77	15	55.2	42	31	23	39	43	4-2	3.72
TYSON, Billy (R) .. 66	1	1	3	4	1	1	1	0-0	9.00
VANN, Richard (L) .. 68-70	15	64.2	55	40	22	27	32	2-4	3.06
VICK, Paul (L) .. 66	1	7	5	4	2	3	9	0-0	2.57
°WALL, Jimmy (L) .. 77	11	79.1	48	24	17	36	32	8-1	1.93
WASHINGTON, Chip (R) .. 56-57	--	--	--	--	--	--	--	0-5	----
WHITE, Duane (R) .. 67-68	10	37.1	52	35	20	24	36	2-5	4.82
WILLIAMS, Sonny (R) .. 67	4	15.2	10	8	5	2	4	1-1	2.87

NOTE: °denotes a currently active player. *denotes that only partial statistics are available re: games, innings pitched, hits, runs, earned runs, walks, strike outs, and earned-run-average. --denotes that no statistics are available for this category. Only won-lost records are available for the 1955 through the 1959 seasons.



RECORDS

VALDOSTA STATE
versus
ALL--OPONENTS
1955--1977

Albany State	4-2	Marian (Ind.)	3-0
Armstrong State	26-8	Mercer	16-10
Ashland (O.)	2-1	Mercer-Atlanta	3-1
Auburn	1-1	Miami (O.)	0-2
Augusta	12-3	Morris Harvey (W.Va.)	15-3
Belmont Abbey (N.C.)	0-2	New Haven (Conn.)	0-1
Berry	23-6	New Orleans	0-1
Birmingham Southern	2-2	North Central (Ill.)	1-1
Bowling Green State	2-4	North Georgia	3-11
Carson-Newman (Tenn.)	0-3	Ohio	1-1
Central Arkansas	1-1	Oglethorpe	11-7
Cincinnati	0-1	Ouachita Baptist (Ark.)	2-1
Citadel, The	2-0	Otterbein (O.)	4-1
Columbus	21-16	Pembroke State (N.C.)	4-3
David Lipscomb (Tenn.)	6-9	Phillips (Okla.)	0-1
DePauw	10-0	Piedmont	25-11
Duke	1-0	Purdue-Calumet (Ind.)	2-0
Eastern Connecticut State ..	0-1	Rollins	3-2
Eastern Kentucky	1-0	Rose-Hulman (Ind.)	5-0
Eckerd (Fla.)	6-3	St. Francis (Ill.)	2-1
Erskine (S.C.)	17-11	St. Leo (Fla.)	4-4
Florida	2-2	St. Louis Univ.	2-0
Florida A&M	4-2	St. Xavier (Ill.)	2-1
Florida Southern	2-18	Shippensburg State (Pa.)	1-0
Florida State	2-13	Shorter	19-2
Fort Valley State	3-0	SIU-Edwardsville	2-1
Furman	1-1	South Florida	2-2
Georgetown (Ky.)	1-0	Southern Tech	16-1
Georgia	3-2	Stetson	7-7
Georgia College	2-0	Tampa	2-3
Georgia Southern	6-18	Taylor (Ind.)	1-0
Georgia Southwestern	17-5	Tennessee	2-0
Georgia State	5-0	Tennessee Tech	0-2
Georgia Tech	4-1	UCalif-Riverside	0-1
Grand Canyon (Ariz.)	1-0	UMo-St. Louis	1-0
High Point (N.C.)	2-1	USF-St. Petersburg	3-0
Howard (D.C.)	0-1	UWis-Parkside	0-1
Illinois Benedictine	10-3	Vanderbilt	1-5
Jacksonville	10-15	Washington (Mo.)	1-0
Kentucky	2-0	Washington & Lee	2-0
Lake Forest (Ill.)	1-0	West Georgia	22-20
Lewis (Ill.)	6-5	West Liberty State (W.Va.) ..	2-0
Livingston (Ala.)	0-1	Westmar (Iowa)	2-0
Macalester (Minn.)	2-0	Western Carolina	1-0
Malone (O.)	3-0	Western Kentucky	3-0
		Wright State (O.)	0-1

VALDOSTA STATE
1955--1977

INDIVIDUAL RECORDS -- GAME

MOST RUNS	5	Steve Crawford	vs	Lake Forest	3-23-68
	5	David DeMersseman	vs	Tennessee	3-08-77
MOST HITS	5	Buck Ethredge	vs	North Georgia	4-17-60
	5	Spence Kiser	vs	Armstrong State	4-08-70
	5	Bobby Tripp	vs	Ga. Southwestern	4-25-72
	°*5	Gene Felts	vs	Columbus	5-18-73
	5	David DeMersseman	vs	Tennessee	5-18-77
	°5	Craig Viers	vs	Columbus	5-13-77
MOST RBI'S	7	Buck Ethredge	vs	North Georgia	4-17-60
	°7	Craig Viers	vs	Columbus	5-13-77
MOST DOUBLES	3	Sam Bowen	vs	Shorter	3-09-74
MOST TRIPLES	2	Hansel Faulkner	vs	West Georgia	5-02-60
	°2	Spence Kiser	vs	Ouachita Baptist	5-27-70
	°2	Sam Bowen	vs	Central Arkansas	5-23-73
	2	Dan Darden	vs	Ga. Southwestern	4-09-75
	2	Craig Viers	vs	Southern Tech	4-24-76
MOST HOME RUNS	3	Gene Felts	vs	Erskine	3-27-72
MOST TOTAL BASES	13	Gene Felts	vs	Georgia State	3-31-72
MOST ASSISTS	*8	Rusty Simpson	vs	David Lipscomb	3-22-68
	8	Skip Fite	vs	Auburn	4-21-77
MOST PUT-OUTS	°18	Frank Sumner	vs	Birmingham Southern ..	5-26-73
MOST ERRORS	4	Bobby Speck	vs	Piedmont	4-21-62
	4	Ray Peters	vs	Erskine	3-30-64
MOST INNINGS PITCHED	*15	Danny Chadwick	vs	Mercer	4-24-73
MOST STRIKE OUTS	°17	Sam Bowen	vs	Birmingham Southern ..	5-26-73
MOST STOLEN BASES	6	Claude Speck	vs	Georgia Tech	3-25-67

NOTE: °denotes tournament game. *denotes extra inning game.

VALDOSTA STATE
1955--1977

INDIVIDUAL RECORDS -- SEASON

MOST AT-BATS	227	Skip Fite	(1977)
	227	David DeMersseman	(1977)
MOST RUNS	72	Skip Fite	(1977)
MOST HITS	83	Skip Fite	(1977)
MOST CONSECUTIVE HITS	8	Jerome Register	(1974)
MOST RBI'S	53	Cecil Whitehead	(1977)
BEST BATTING AVERAGE394	Craig Courtney	(1969)
MOST DOUBLES	16	David DeMersseman	(1977)
MOST TRIPLES	8	Dan Darden	(1975)
MOST HOME RUNS	13	Gene Felts	(1972)
MOST STOLEN BASES	31	Claude Speck	(1967)
MOST EXTRA BASE HITS	28	Gene Felts	(1972)
MOST TOTAL BASES	121	Gene Felts	(1972)
BEST SLUGGING PERCENTAGE720	Gene Felts	(1972)
MOST WALKS	53	Cecil Whitehead	(1977)
LEAST STRIKE-OUTS PER-TIMES AT-BAT	1 in 74	Bart Shuman	(1976)
LONGEST HITTING STREAK: GAMES	20	Craig Courtney	(1969)
MOST ASSISTS	187	Skip Fite	(1977)
MOST PUT-OUTS	387	Steve Jones	(1973)
MOST TOTAL CHANCES HANDLED	415	Steve Jones	(1973)
-PITCHING-			
MOST APPEARANCES	22	Chuck Beale	(1977)
MOST INNINGS PITCHED	117.2	Pat Arnett	(1973)
MOST STRIKE-OUTS	101	Eddie Fisher	(1969)
MOST WINS	11	Eddie Fisher	(1969)
	11	Bill Petty	(1974)

INDIVIDUAL RECORDS -- SEASON (continued)

BEST WINNING PERCENTAGE	11-0	Eddie Fisher	(1969)
MOST DECISIONS	14	Lee Daney	(1973)
BEST EARNED RUN AVERAGE	0.78	Mike Perry	(1964)
MOST SHUT-OUTS	3	Buck Ethredge.....	(1959 & 1960)
	3	Steve Kebler	(1960)
	3	Eddie Fisher	(1966 & 1969)
	3	Dan Petrovich	(1969)
	3	Rusty Simpson	(1970)
	3	Bill Petty	(1974 & 1976)
MOST CONSECUTIVE SCORELESS INNINGS	28.2	Jimmy Wall	(1977)
MOST SAVES	8	Chuck Beale	(1977)
BEST STRIKE-OUT AVERAGE PER 9-INNINGS	12.7	Sam Bowen	(1973)
BEST BASE-ON-BALLS AVERAGE PER 9-INNINGS	0.82	Rusty Simpson	(1972)



Ray Peters, Ron Fortner, and Mike Perry.

VALDOSTA STATE
Hitting & Pitching
TOP-10 -- SEASON

AT-BAT

1.	227	Skip Fite, 2b (77)
	227	David DeMersseman, dh (77)
3.	223	Dan Darden, cf (75)
4.	215	Frank Sumner, c (73)
5.	212	Gene Felts, lf (73)
	212	Sal Amadeo, cf (77)
7.	210	Steve Jones, 1b (73)
8.	194	Billy Fortenberry, lf (77)
9.	191	Bobby Tripp, 2b (73)
10.	186	Skip Fite, 2b (76)

RUNS

1.	72	Skip Fite, 2b (77)
2.	61	Sal Amadeo, cf (77)
3.	58	David DeMersseman, dh (77)
4.	54	Gene Felts, cf (72)
5.	52	Sam Bowen, cf (74)
6.	51	Cecil Whitehead, c (77)
7.	45	Dan Darden, cf (75)
	45	Craig Viers, rf (77)
9.	43	Bobby Tripp, 2b (72)
	43	Sam Bowen, cf (73)

HITS

1.	83	Skip Fite, 2b (77)
2.	78	Gene Felts, lf (73)
3.	74	Dan Darden, cf (75)
	74	David DeMersseman, dh (77)
5.	70	Sal Amadeo, cf (77)
6.	63	Steve Jones, 1b (73)
	63	Craig Viers, rf (77)
8.	62	Billy Fortenberry, lf (77)
9.	61	Gene Felts, cf (72)
10.	59	Frank Sumner, c (73)

RBI'S

1.	53	Cecil Whitehead, c (77)
2.	50	Gene Felts, cf (72)
3.	49	Craig Viers, rf (77)
4.	38	Billy Fortenberry, lf (77)
5.	37	Craig Courtney, 1b (69)
	37	Craig Courtney, 1b (72)
	37	Sam Bowen, cf (74)
	37	David DeMersseman, dh (77)
9.	36	Sam Bowen, cf (73)
	36	Dan Darden, cf (75)
	36	Keith Griffin, 3b (77)

BATTING AVERAGE

1.	.394	Craig Courtney, 1b (69)
2.	.379	Steve Crawford, rf (68)
3.	.373	Cecil Whitehead, c (77)
4.	.368	Gene Felts, lf (73)
	.368	Dan Darden, cf (75)
6.	.366	Skip Fite, 2b (77)
7.	.363	Gene Felts, cf (72)
8.	.354	Dave Taylor, ss (75)
	.354	Tommy Thomas, c (60)
10.	.353	Claude Speck, cf (68)

DOUBLES

1.	16	David DeMersseman, dh (77)
2.	14	Craig Viers, rf (77)
3.	13	Craig Courtney, 1b (69)
4.	12	Steve Crawford, rf (68)
5.	11	Gene Felts, lf (73)
	11	Sam Bowen, cf (73)
	11	Sam Bowen, cf (74)
	11	Sal Amadeo, cf (77)
	11	Bruce Fowler, 1b (77)
10.	10	(8 players tied)

TOP-10 SEASON -- HITTING & PITCHING (continued)

TRIPLES

1. 8 Dan Darden, cf (75)
2. 6 Dennis Fike, 1b (66)
- 6 Craig Courtney, 1b (69)
- 6 Gene Felts, cf (72)
- 6 Gene Felts, lf (73)
- 6 Sam Bowen, cf (74)
- 6 Cecil Whitehead, c (77)
- 6 Craig Viers, rf (77)
9. 5 Spence Kiser, cf (70)
- 5 Sam Bowen, cf (73)

HOME RUNS

1. 13 Gene Felts, lf (72)
2. 10 Cecil Whitehead, c (77)
3. 9 Jeff Greenhalgh, 1b (75)
- 9 Jeff Greenhalgh, 1b (76)
5. 7 Sam Bowen, cf (73)
- 7 Sam Bowen, cf (74)
7. 6 Craig Courtney, 1b (69)
- 6 Harry Jones, 1b (71)
9. 5 Steve Rominger, c (72)
- 5 Dan Darden, cf (75)
- 5 Darrell Branam, c (75)
- 5 Sal Amadeo, cf (77)

STOLEN BASES

1. 31 Claude Speck, cf (67)
2. 29 Steve Crawford, rf (69)
3. 28 Skip Fite, 2b (77)
4. 27 Claude Speck, cf (68)
5. 25 Dan Darden, cf (75)
6. 20 Gene Felts, lf (73)
- 20 Sam Bowen, cf (74)
- 20 Skip Fite, 2b (77)
- 20 David DeMersseman, dh (77)
10. 19 Gene Felts, cf (72)

SLUGGING PERCENTAGE

1. .7202 Gene Felts, cf (72)
2. .7200 Cecil Whitehead, c (77)
3. .7197 Craig Courtney, 1b (69)
4. .621 Steve Crawford, rf (68)
5. .619 Sam Bowen, cf (74)
6. .552 Dennis Fike, 1b (66)
7. .533 Gene Felts, lf (73)
8. .525 Dan Darden, cf (75)
- .525 Craig Viers, rf (77)
10. .500 Warner Webb, 1b (63)

MOST APPEARANCES

1. 22 Chuck Beale (77)
2. 17 Pat Arnett (73)
3. 16 Marty LeFiles (74)
- 16 Bill Parsons (75)
- 16 Richard Sullivan (77)
6. 15 Steve McDiffitt (77)
7. 14 (9 pitchers tied)

MOST INNINGS PITCHED

1. 117.2 Pat Arnett (73)
2. 113.2 Danny Petrovich (69)
3. 104 Bill Petty (75)
4. 101 Steve McDiffitt (77)
5. 97.2 Eddie Fisher (69)
6. 96.2 Ronald Bennett (72)
7. 95 Rusty Simpson (71)
8. 93 Leroy Purdy (72)
9. 91.2 Steve McDiffitt (75)
10. 89 Lee Daney (73)

TOP-10 SEASON -- HITTING & PITCHING (continued)

MOST STRIKE-OUTS

1. 101 Eddie Fisher (69)
2. 98 Pat Arnett (73)
3. 88 Danny Petrovich (69)
4. 77 Mike Perry (65)
5. 75 Steve Kebler (60)
6. 74 Steve Sorgius (70)
7. 71 Ron Fortner (65)
- 71 Ronald Bennett (72)
- 71 Richard Sullivan (76)
10. 70 Rusty Simpson (71)

MOST WINS

1. 11-0 Eddie Fisher (69)
- 11-2 Bill Petty (74)
3. 10-1 Steve McDiffitt (77)
4. 9-3 Danny Petrovich (69)
- 9-4 Richard Sullivan (77)
6. 8-0 Marty LeFiles (73)
- 8-1 Jimmy Wall (77)
- 8-2 Eddie Fisher (66)
- 8-3 Rusty Simpson (70)
- 8-4 Ronald Bennett (72)
- 8-4 Pat Arnett (73)
- 8-6 Lee Daney (73)

BEST WINNING PERCENTAGE

1. 1.000 (11-0) Eddie Fisher (69)
2. 1.000 (8-0) Marty LeFiles (73)
3. 1.000 (6-0) Rick Bowers (74)
4. 1.000 (5-0) Bill Parsons (75)
5. .909 (10-1) Steve McDiffitt (77)
6. .889 (8-1) Jimmy Wall (77)
7. .875 (7-1) Buck Ethredge (60)
- .875 (7-1) Andy Hassell (73)
9. .847 (11-2) Bill Petty (74)
10. .834 (5-1) (4 pitchers tied)

BEST EARNED RUN AVERAGE

1. 0.78 Mike Perry (64)
2. 0.85 Eddie Fisher (66)
3. 0.90 Rick Bowers (74)
4. 1.26 Buck Ethredge (60)
- 1.26 Steve Sorgius (70)
6. 1.29 Eddie Fisher (69)
7. 1.31 Danny Petrovich (68)
8. 1.48 Leroy Purdy (71)
9. 1.54 Andy Hassell (73)
10. 1.58 Ray Peters (64)

One of Rebels' pitchers, Peters, lets one rip.



VALDOSTA STATE
1955--1977

CAREER RECORDS

MOST-AT-BATS	730	Gene Felts	(1971-1974)
MOST RUNS	162	Gene Felts	(1971-1974)
MOST HITS	238	Gene Felts	(1971-1974)
MOST RBI'S	121	Gene Felts	(1971-1974)
BEST BATTING AVERAGE343	Dan Darden	(1974-1975)
MOST DOUBLES	34	Gene Felts	(1971-1974)
MOST TRIPLES	18	Gene Felts	(1971-1974)
MOST HOME RUNS	21	Jeff Greenhalgh	(1974-1976)
MOST STOLEN BASES	74	Claude Speck	(1966-1968)
MOST EXTRA BASE HITS	71	Gene Felts	(1971-1974)
MOST TOTAL BASES	365	Gene Felts	(1971-1974)
BEST SLUGGING PERCENTAGE552	Sam Bowen	(1973-1974)

-PITCHING-

MOST APPEARANCES	52	Bill Petty	(1974-1977)
MOST INNINGS PITCHED	338	Bill Petty	(1974-1977)
MOST STRIKE OUTS	229	Eddie Fisher	(1966-1969)
MOST WINS	31	Bill Petty	(1974-1977)
BEST WINNING PERCENTAGE765	Buck Ethredge	(1959-1960)
MOST DECISIONS	44	Bill Petty	(1974-1977)
BEST EARNED RUN AVERAGE	1.48	Eddie Fisher	(1966-1969)
MOST SHUT-OUTS	7	Bill Petty	(1974-1977)
MOST STRIKE OUTS: PER 9-INNINGS	7.67	Mike Perry	(61-62 & 64-65)
LEAST BASE-ON-BALLS: PER 9-INNINGS	1.75	Ronald Bennett	(1971-1972)

VALDOSTA STATE
Hitting & Pitching
TOP-10 -- CAREER

AT-BAT

1.	730	Gene Felts (71-74)
2.	632	Bobby Tripp (70-73)
3.	540	*Craig Viers (75-)
4.	528	Steve Rominger (69-72)
5.	446	Jeff Greenhalgh (74-76)
6.	445	Steve Crawford (67-70)
7.	438	Terry Fields (70-73)
8.	430	Craig Courtney (69 & 71-72)
9.	413	Skip Fite (76-77)
10.	404	Dan Alford (74-76)

RUNS

1.	162	Gene Felts (71-74)
2.	126	Bobby Tripp (70-73)
3.	113	Skip Fite (76-77)
4.	105	*Craig Viers (75-)
5.	95	Sam Bowen (73-74)
6.	93	Steve Crawford (67-70)
7.	86	Craig Courtney (69 & 71-72)
8.	83	Jeff Greenhalgh (74-76)
9.	75	Spence Kiser (67-70)
10.	70	Dan Darden (74-75)

HITS

1.	238	Gene Felts (71-74)
2.	191	Bobby Tripp (70-73)
3.	170	*Craig Viers (75-)
4.	142	Craig Courtney (69 & 71-72)
5.	141	Skip Fite (76-77)
6.	133	Steve Crawford (67-70)
7.	124	Steve Rominger (69-72)
8.	116	Jeff Greenhalgh (74-76)
9.	113	Dan Darden (74-75)
10.	112	Frank Sumner (72-73)

RBI'S

1.	121	Gene Felts (71-74)
2.	103	*Craig Viers (75-)
3.	94	Craig Courtney (69 & 71-72)
4.	89	Jeff Greenhalgh (74-76)
5.	76	Bobby Tripp (70-73)
6.	73	Sam Bowen (73-74)
7.	70	Steve Rominger (69-72)
	70	Steve Crawford (67-70)
9.	63	Jerome Register (73-74)
	63	Darrell Branam (73-75)
	63	Dan Alford (74-76)

BATTING AVERAGE

1.	.343	Dan Darden (74-75)
2.	.341	Skip Fite (76-77)
3.	.330	Craig Courtney (69 & 71-72)
4.	.326	Gene Felts (71-74)
	.326	Jerome Register (73-74)
6.	.317	Tommy Thomas (59-62)
7.	.306	Claude Speck (66-68)
8.	.305	Buck Ethredge (59-60)
	.305	Larry Meredith (68-69)
10.	.302	Bobby Tripp (70-73)
	.302	Sam Bowen (73-74)

DOUBLES

1.	34	Gene Felts (71-74)
2.	31	Craig Courtney (69 & 71-72)
	31	*Craig Viers (75-)
4.	28	Steve Crawford (67-70)
5.	24	Bobby Tripp (70-73)
6.	23	*David DeMersseman (76-)
7.	22	Steve Rominger (69-72)
	22	Sam Bowen (73-74)
9.	18	Larry Meredith (68-69)
10.	17	Skip Fite (76-77)

NOTE: *denotes an active player. °active players cannot be considered for career batting average honors.

TOP-10 CAREER — HITTING & PITCHING (continued)

TRIPLES

1. 18 Gene Felts (71-74)
2. 12 Craig Courtney (69 & 71-72)
3. 11 Sam Bowen (73-74)
- 11 *Craig Viers (75-)
5. 9 Dennis Fike (64-67)
6. 8 Steve Crawford (67-70)
- 8 Dan Darden (74-75)
8. 7 Angelo DeVivo (61-63 & 65)
- 7 Spence Kiser (67-70)
10. 6 Bobby Tripp (70-73)
- 6 Terry Fields (70-73)
- 6 *Cecil Whitehead (76-)

HOME RUNS

1. 21 Jeff Greenhalgh (74-76)
2. 19 Gene Felts (71-74)
3. 14 Sam Bowen (73-74)
4. 10 *Cecil Whitehead (76-)
5. 8 Harry Jones (68-71)
- 8 Craig Courtney (69 & 71-72)
- 8 Darrell Branam (73-75)
8. 7 Bill Baggett (69-70)
- 7 *Craig Viers (75-)
10. 6 Steve Rominger (69-72)
- 6 Terry Fields (70-73)

STOLEN BASES

1. 74 Claude Speck (66-68)
2. 67 Gene Felts (71-74)
3. 64 Steve Crawford (67-70)
4. 48 Skip Fite (76-77)
5. 42 *Craig Viers (75-)
6. 34 Sam Bowen (73-74)
7. 32 Dan Darden (74-75)
8. 30 Dan Alford (74-76)
9. 29 Johnny McIntyre (60-62)
- 29 Bobby Tripp (70-73)

MOST APPEARANCES

1. 52 Bill Petty (74-77)
2. 50 Steve McDiffitt (74-77)
3. 48 Leroy Purdy (69-72)
4. 45 Rusty Simpson (69-72)
5. 39 Mike Perry (61-62 & 64-65)
- 39 Ron Fortner (65-68)
- 39 Eddie Fisher (66-69)
- 39 Danny Petrovich (66-69)
9. 37 Marty LeFiles (72-74)
10. 33 Andy Hassell (70-73)

MOST INNINGS PITCHED

1. 338 Bill Petty (74-77)
2. 327 Steve McDiffitt (74-77)
3. 300.2 Leroy Purdy (69-72)
4. 273 Eddie Fisher (66-69)
5. 270.1 Rusty Simpson (69-72)
6. 267 Ron Fortner (65-68)
7. 262.2 Danny Petrovich (66-69)
8. 260.1 Mike Perry (61-62 & 64-65)
9. 220.2 Herman Hudson (61-64)
10. 167.1 Danny Chadwick (71-74)

MOST STRIKE-OUTS

1. 229 Eddie Fisher (66-69)
2. 222 Mike Perry (61-62 & 64-65)
3. 220 Leroy Purdy (69-72)
4. 218 Ron Fortner (65-68)
5. 208 Steve McDiffitt (74-77)
6. 198 Danny Petrovich (66-69)
7. 181 Rusty Simpson (69-72)
8. 143 Bill Petty (74-77)
9. 132 Ronald Bennett (71-72)
10. 116 Richard Sullivan (76-77)

MOST WINS

1. 31-13 Bill Petty (74-77)
2. 26-13 Steve McDiffitt (74-77)
3. 24-8 Eddie Fisher (66-69)
4. 23-11 Rusty Simpson (69-72)
5. 19-9 Danny Petrovich (66-69)
- 19-16 Leroy Purdy (69-72)
7. 18-13 Mike Perry (61-62 & 64-65)
8. 17-13 Ron Fortner (65-68)
9. 14-6 Ronald Bennett (71-72)
- 14-7 Danny Chadwick (71-74)
- 14-10 Richard Sullivan (76-77)

BEST WINNING PERCENTAGE

1. .765 (13-4) Buck Ethredge (59-60)
2. .750 (24-8) Eddie Fisher (66-69)
3. .705 (31-13) Bill Petty (74-77)
4. .700 (14-6) Ronald Bennett (71-72)
5. .679 (19-9) Dan Petrovich (66-69)
6. .676 (23-11) Rusty Simpson (69-72)
7. .667 (26-13) Steve McDiffitt (74-77)
- .667 (14-7) Dan Chadwick (71-74)
- .667 (10-5) Andy Hassell (70-73)
10. .583 (14-10) Richard Sullivan (76-77)

° EARNED RUN AVERAGE

1. 1.48 Eddie Fisher (66-69)
2. 2.02 Danny Petrovich (66-69)
3. 2.35 Ronald Bennett (71-72)
4. 2.36 Ron Fortner (65-68)
5. 2.40 Rusty Simpson (69-72)
6. 2.42 Leroy Purdy (69-72)
7. 2.43 Ray Peters (64-65)
8. 2.46 Andy Hassell (70-73)
9. 2.58 Bill Petty (74-77)
10. 2.59 Mike Perry (61-62 & 64-65)

NOTE: *denotes an active player. To be considered for season statistical ranking, a hitter must have had at least 100 at-bats. Pitchers must have had at least 5-decisions. To be considered for career statistical ranking, a hitter must have played at least 2-full seasons, and had at least 150 at-bats. Pitchers must have pitched at least 2-full seasons, and had a minimum of 5-decisions per-year, or at least 15 career decisions. °active players cannot be considered for career batting average ranking, or career earned-run-average ranking.



VALDOSTA STATE
1955--1977
STATISTICAL LEADERS
Hitting & Pitching

Year	MOST AT-BATS	MOST RUNS	MOST HITS
1955--	45 Gray, ss	15 Gray, ss	16 Gray, ss
1956--	43 Gray, 3b	6 Gray, 3b 6 Tarpley, c	12 Gray, 3b
1957--	33 Tarpley, c	12 N. George, ss	13 N. George, ss
1958--	17 (3 tied)	5 Allen, ss 5 Hill, cf	6 Purvis, 3b
1959--	60 Faulkner, ss	14 Faulkner, ss	19 Faulkner, ss
1960--	71 Faulkner, ss	15 Faulkner, ss	23 Thomas, c
1961--	80 Thomas, c-1b	16 DeVivo, ss	25 Thomas, c-1b
1962--	74 DeVivo, ss	19 Thomas, c-1b	24 DeVivo, ss
1963--	48 Pritchett, lf	11 T. Johnson, 3b-p	14 Webb, 1b
1964--	76 B. Speck, cf	19 B. Speck, cf	22 Fike, rf
1965--	100 Evans, 3b	17 (3 tied)	31 Evans, 3b
1966--	87 Fike, 1b	17 C. Speck, cf	30 Fike, 1b
1967--	110 Bates, c-of	26 C. Speck, cf	38 C. Speck, cf 38 Bates, c-of
1968--	102 C. Speck, cf	27 C. Speck, cf	36 C. Speck, cf 36 Crawford, rf
1969--	132 Courtney, 1b	35 Courtney, 1b	52 Courtney, 1b
1970--	147 Simpson, 3b-p	30 Kiser, cf	45 Kiser, cf
1971--	167 Felts, cf	31 Tripp, 2b	48 H. Jones, 1b
1972--	168 Felts, cf 168 F. Sumner, rf	54 Felts, cf	61 Felts, cf
1973--	215 F. Sumner, c	43 Bowen, cf	78 Felts, lf
1974--	183 Felts, lf	52 Bowen, cf	55 Bowen, cf
1975--	223 Darden, cf	45 Darden, cf	74 Darden, cf
1976--	186 Fite, 2b	41 Fite, 2b	58 Fite, 2b
1977--	227 Fite, 2b 227 DeMersseman, dh	72 Fite, 2b	83 Fite, 2b

VALDOSTA STATE
1955--1977
STATISTICAL LEADERS
Hitting & Pitching

Year	MOST RBI'S	BEST BATTING AVERAGE	MOST DOUBLES
1955--	---	.395 McQuaig, rf	---
1956--	---	.400 D. Smith, lf	---
1957--	---	.419 N. George, ss	---
1958--	---	.353 Purvis, 3b	---
1959--	12 Ethredge, of-p	.333 Ethredge, of-p	---
1960--	18 Ethredge, p-inf	.354 Thomas, c	4 Jennings, 1b 4 DeLaney, 3b
1961--	14 Thomas, c-1b	.313 Thomas, c-1b	3 Bailey, p
1962--	16 B. Speck, 3b 16 DeVivo, ss	.343 Thomas, c-1b	3 McIntyre, cf
1963--	14 DeVivo, ss	.318 Webb, 1b	3 DeVivo, ss
1964--	14 Fike, rf	.328 Fike, rf	4 Bush, 2b
1965--	16 Bates, c	.310 Evans, 3b	6 Bates, c
1966--	16 Wade, c	.345 Fike, 1b	5 Raley, 2b
1967--	17 Bates, c-of 17 Fike, 1b	.349 C. Speck, cf	4 (3 tied)
1968--	23 Crawford, rf	.379 Crawford, rf	12 Crawford, rf
1969--	37 Courtney, 1b	.394 Courtney, 1b	13 Courtney, 1b
1970--	20 Rominger, c	.313 Kiser, cf	8 Tripp, ss
1971--	28 H. Jones, 1b	.319 Tripp, 2b	8 H. Jones, 1b 8 Courtney, rf
1972--	50 Felts, cf	.363 Felts, cf	10 Courtney, 1b
1973--	36 Bowen, cf	.368 Felts, lf	11 Felts, lf 11 Bowen, cf
1974--	37 Bowen, cf	.368 Darden, dh	11 Bowen, cf
1975--	36 Darden, cf	.354 Taylor, ss	12 Darden, cf
1976--	31 Greenhalgh, 1b	.324 Alford, rf	10 Blizzard, 3b
1977--	53 Whitehead, c	.373 Whitehead, c	16 DeMersseman, dh

NOTE: RBI's and doubles are unavailable, until the 1959, and 1960 seasons.

VALDOSTA STATE
1955--1977
STATISTICAL LEADERS
Hitting & Pitching

	MOST TRIPLES	MOST HOME RUNS	MOST STOLEN BASES
1955--	---	---	---
1956--	---	---	---
1957--	---	---	---
1958--	---	---	---
1959--	---	---	---
1960--	4 Jennings, 1b	2 Ethredge, p-inf	16 Faulkner, ss
1961--	4 DeVivo, ss	1 Bailey, p 1 Dixon, 3b	10 McIntyre, cf
1962--	3 DeVivo, ss	1 Thomas, c-1b 1 DeVivo, ss	8 McIntyre, cf
1963--	3 Webb, 1b	1 Pritchett, lf 1 Creel, rf	4 B. Speck, cf
1964--	3 T. Johnson, ss	1 (4 tied)	13 B. Speck, cf
1965--	3 Raley, 2b	3 Bates, c	11 Lamphier, of
1966--	6 Fike, 1b	1 (5 tied)	16 C. Speck, cf
1967--	3 Fike, 1b 3 Crawford, rf	1 (4 tied)	31 C. Speck, cf
1968--	4 Crawford, rf	1 (4 tied)	27 C. Speck, cf
1969--	6 Courtney, 1b	6 Courtney, 1b	29 Crawford, rf
1970--	5 Kiser, cf	3 Baggett, lf	18 Crawford, rf
1971--	3 Courtney, rf	6 H. Jones, 1b	14 Felts, cf
1972--	6 Felts, cf	13 Felts, cf	19 Felts, cf
1973--	6 Felts, lf	7 Bowen, cf	20 Felts, lf
1974--	6 Bowen, cf	7 Bowen, cf	20 Bowen, cf
1975--	8 Darden, cf	9 Greenhalgh, 1b	25 Darden, cf
1976--	4 Viers, lf	9 Greenhalgh, 1b	20 Fite, 2b
1977--	6 Whitehead, c 6 Viers, rf	10 Whitehead, c	28 Fite, 2b

NOTE: triple, home run, and stolen base statistics are not available until 1960.

VALDOSTA STATE
1955--1977
STATISTICAL LEADERS
Hitting & Pitching

	MOST EXTRA BASE HITS ---	BEST SLUGGING PERCENTAGE ---	MOST APPEARANCES ---
1955--			
1956--			
1957--			
1958--			
1959--			
1960--	8 Jennings, 1b	.477 Thomas, c	10 Kebler
1961--	5 DeVivo, ss	.429 DeVivo, ss	11 Perry
1962--	5 DeVivo, ss 5 Thomas, c-1b	.478 Thomas, c-1b	10 Summers
1963--	5 Webb, 1b	.500 Webb, 1b	8 Hudson
1964--	7 Bush, 2b	.414 Bush, 2b	10 Perry
1965--	9 Bates, c	.409 Bates, c	11 Fortner
1966--	10 Fike, 1b	.552 Fike, 1b	10 Fisher 10 Fortner
1967--	7 Crawford, rf	.437 Bates, c-of	11 Petrovich
1968--	17 Crawford, rf	.621 Crawford, rf	9 Petrovich 9 Fisher
1969--	25 Courtney, 1b	.720 Courtney, 1b	14 Fisher
1970--	11 Tripp, ss	.440 Baggett, lf	14 R. Simpson 14 L. Purdy
1971--	15 H. Jones, 1b	.484 H. Jones, 1b	14 R. Simpson
1972--	28 Felts, cf	°.720 Felts, cf	14 Bennett
1973--	23 Bowen, cf	.533 Felts, lf	17 Arnett
1974--	24 Bowen, cf	.619 Bowen, cf	16 LeFiles
1975--	25 Darden, cf	.525 Darden, cf	16 Parsons
1976--	14 Viers, lf	.455 Greenhalgh, 1b	13 McDiffitt
1977--	26 Whitehead, c	.720 Whitehead, c	22 Beale

NOTE: °Gene Felt's slugging percentage of .7202, betters the marks of Cecil Whitehead (.7200), and Craig Courtney (.7197).

VALDOSTA STATE
1955--1977
STATISTICAL LEADERS
Hitting & Pitching

	MOST INNINGS PITCHED		MOST STRIKE-OUTS		MOST WINS	
1955--	---		---		3-2	Hatcher
1956--	---		---		2-5	Hatcher
1957--	---		---		2-2	McElvey
1958--	---		---		1-1 1-2	Hatcher Rowe
1959--	---		---		6-3	Ethredge
1960--	79	Kebler	75	Kebler	7-1 7-3	Ethredge Kebler
1961--	73.1	Perry	48	Perry	3-6	Perry
1962--	50.2	Hudson	35	Perry	4-2	Hudson
1963--	58.2	Hudson	26	Hudson	3-4	Hudson
1964--	69	Perry	62	Perry	5-2	Perry
1965--	84.1	Fortner	77	Perry	7-2	Perry
1966--	74	Fisher	55	Fortner	8-2	Fisher
1967--	76.1	Fortner	59	Fortner	4-2 4-5	Middleton Fortner
1968--	68	Fisher	63	Fisher	5-1	Petrovich
1969--	113.2	Petrovich	101	Fisher	11-0	Fisher
1970--	85.2	Sorgius	74	Sorgius	8-3	R. Simpson
1971--	95	R. Simpson	70	R. Simpson	6	(3 tied)
1972--	96.2	Bennett	71	Bennett	8-4	Bennett
1973--	117.2	Arnett	98	Arnett	8	(3 tied)
1974--	80.1	Petty	56	Darden	11-2	Petty
1975--	104	Petty	61	McDiffitt	7-6	Petty
1976--	88.1	McDiffitt	71	Sullivan	6-3 6-6	Petty McDiffitt
1977--	101	McDiffitt	64	McDiffitt	10-1	McDiffitt

VALDOSTA STATE
1955--1977
STATISTICAL LEADERS
Hitting & Pitching

	BEST EARNED RUN AVERAGE		BEST WINNING PERCENTAGE		MOST DECISIONS
1955--	---		.600	(3-2) Hatcher	5 (3-2) Hatcher
1956--	---		.286	(2-5) Hatcher	7 (2-5) Hatcher
1957--	---		.500	(2-2) McElvey	4 (2-2) McElvey
1958--	---		.500	(1-1) Hatcher	3 (1-2) Rowe
1959--	---		.667	(6-3) Ethredge	9 (6-3) Ethredge
1960--	1.26	Ethredge	.875	(7-1) Ethredge	10 (7-3) Kebler
1961--	3.64	Bailey	.500	(2-2) Bailey	9 (3-6) Perry
1962--	2.98	Summers	.667	(4-2) Hudson	6 (4-2) Hudson 6 (3-3) Perry
1963--	4.45	Hudson	.429	(3-4) Hudson	7 (3-4) Hudson
1964--	0.78	Perry	.714	(5-2) Perry	7 (5-2) Perry 7 (3-4) Peters
1965--	2.10	Perry	.778	(7-2) Perry	10 (6-4) Fortner
1966--	0.85	Fisher	.800	(8-2) Fisher	10 (8-2) Fisher
1967--	1.62	Fisher	.667	(4-2) Middleton	9 (4-5) Fortner
1968--	1.31	Petrovich	.833	(5-1) Petrovich	7 (4-3) Fisher
1969--	1.29	Fisher	1.000	(11-0) Fisher	12 (9-3) Petrovich
1970--	1.26	Sorgius	.728	(8-3) R. Simpson	11 (8-3) R. Simpson 11 (5-6) L. Purdy
1971--	1.48	L. Purdy	.750	(6-2) Bennett	10 (6-4) R. Simpson 10 (6-4) L. Purdy
1972--	2.14	Bennett	.778	(7-2) R. Simpson	12 (8-4) Bennett
1973--	1.54	Hassell	1.000	(8-0) LeFiles	14 (8-6) Daney
1974--	2.02	Petty	1.000	(6-0) Bowers	13 (11-2) Petty
1975--	1.66	Clarington	1.000	(5-0) Parsons	13 (7-6) Petty
1976--	1.94	McDiffitt	.667	(6-3) Petty	12 (6-6) McDiffitt
1977--	1.93	Wall	.909	(10-1) McDiffitt	13 (9-4) Sullivan

NOTE: pitchers must have pitched at least one-inning per-game, or have had five decisions to be eligible for earned-run-average, and best winning percentage titles.

VALDOSTA STATE
1955--1977
STATISTICAL LEADERS
Hitting & Pitching

	MOST STRIKE-OUTS PER 9-INNINGS	LEAST WALKS PER 9-INNINGS	MOST COACHING EJECTIONS BY UMPS
1955--	---	---	0 Cottingham
1956--	---	---	0 Cottingham
1957--	---	---	0 Cottingham
1958--	---	---	0 Cottingham
1959--	---	---	0 Colson
1960--	9.4 Ethredge	1.5 Ethredge	2 Grant
1961--	5.9 Perry	2.9 Hudson	3 Grant
1962--	7.0 Perry	2.8 Hudson	2 Grant
1963--	4.0 Hudson	3.1 Hudson	0 Grant
1964--	8.1 Perry	2.4 Hudson	2 Grant
1965--	9.5 Perry	2.9 Peters	5 Grant
1966--	7.7 Petrovich	3.4 Fisher	4 Grant
1967--	7.0 Fortner	2.7 Fisher	3 Grant
1968--	8.3 Fisher	1.9 Fortner	0 Thomas
1969--	9.3 Fisher	2.2 Fisher	0 Thomas
1970--	7.8 Sorgius	2.2 Purdy	0 Thomas
1971--	8.0 Bennett	1.8 Bennett	0 Thomas
1972--	6.7 L. Purdy	0.8 Simpson	0 Thomas
1973--	12.7 Bowen	3.5 Hassell	4 Waples
1974--	7.2 Darden	2.7 Petty	3 Waples
1975--	6.0 McDiffitt	2.5 Petty	2 Waples 2 Thomas
1976--	8.6 Sullivan	1.7 McLendon	2 Waples 2 Thomas
1977--	5.7 McDiffitt	2.8 Petty	1 Thomas

NOTE: pitchers must have pitched one-inning per-game, or had five decisions to be eligible for strike-out, and walk titles.

VALDOSTA STATE
1955--1977

TEAM RECORDS -- GAME

MOST RUNS	23	vs	Westmar (Iowa)	4-03-75
MOST RUNS: INNING	12	vs	Oglethorpe	4-19-73
MOST RUNS: AGAINST	26	vs	Georgia Southern	4-17-77
MOST RUNS: BOTH TEAMS	31	vs	Georgia Southern	4-17-77
MOST HITS	23	vs	Piedmont	5-06-72
	23	vs	Southern Tech	4-27-74
MOST EXTRA BASE HITS	8	vs	Oglethorpe	4-24-65
	8	vs	High Point (N.C.)	4-15-68
	8	vs	°Eckerd	5-26-74
MOST RBI'S	20	vs	Westmar (Iowa)	4-03-75
MOST DOUBLES	7	vs	High Point (N.C.)	4-15-68
MOST TRIPLES	4	vs	Oglethorpe	4-10-65
	4	vs	°Ouachita Baptist	5-27-70
MOST HOME RUNS	3	vs	Oglethorpe	5-15-64
	3	vs	Oglethorpe	4-24-65
	3	vs	Erskine	3-27-72
	3	vs	Georgia State	3-31-72
	3	vs	Piedmont	5-06-72
	3	vs	Florida A&M	5-04-75
MOST TOTAL BASES	37	vs	Piedmont	5-06-72
MOST STOLEN BASES	13	vs	Armstrong State	4-02-68
MOST DOUBLE PLAYS	5	vs	°New Orleans	6-01-74
MOST ASSISTS	22	vs	Otterbein (Ohio)	3-27-77
MOST ERRORS	8	vs	Berry	4-29-64
	8	vs	Armstrong State	4-05-67
MOST STRIKE OUTS	17	vs	°Birmingham Southern	5-26-73
MOST STRIKE-OUTS: AGAINST	16	vs	West Georgia	4-29-66
MOST PITCHERS USED	6	vs	Georgia Southern	4-17-77
MOST INNINGS PLAYED	17	vs	David Lipscomb	3-21&22-68

NOTE: °tournament game. The first game that Tommy Thomas ever coached at Valdosta State became the longest game, by innings, in the school's history. It took two days to complete. The Rebels won 7-6, in the bottom of the 17th.

	123	456	789	101112	131415	1617	R	H	E	
David Lipscomb ..	301	110	000	0 0 0	0 0 0	0 0	-	6	14	3
Valdosta State ..	100	001	301	0 0 0	0 0 0	0 1	-	7	18	6

VALDOSTA STATE
1955--1977

TEAM RECORDS -- SEASON

MOST GAMES	63	(1977)
MOST WINS	47	(1977)
MOST CONSECUTIVE WINS	13	(1972)
BEST WON-LOST PERCENTAGE754	(1973)
MOST LOSSES	25	(1976)
MOST CONSECUTIVE LOSSES	6	(1961 & 63 & 71)
WORST WON-LOST PERCENTAGE200	(1956)
MOST AT-BATS	2025	(1977)
MOST RUNS	470	(1977)
MOST RUNS PER-GAME	7.9	(1955)
LEAST OPPONENT RUNS PER-GAME	2.3	(1960)
MOST HITS	638	(1977)
MOST EXTRA BASE HITS	163	(1977)
BEST SLUGGING PERCENTAGE440	(1977)
MOST RBI'S	389	(1977)
MOST DOUBLES	104	(1977)
MOST TRIPLES	29	(1977)
MOST HOME RUNS	30	(1977)
MOST TOTAL BASES	890	(1977)
MOST STOLEN BASES	119	(1977)
BEST BATTING AVERAGE315	(1977)
WORST BATTING AVERAGE216	(1957)
BEST FIELDING PERCENTAGE964	(1965)
MOST DOUBLE PLAYS	49	(1977)
MOST INNINGS PITCHED	521.1	(1977)
MOST STRIKE OUTS	380	(1973)
BEST EARNED RUN AVERAGE	1.45	(1964)

TEAM RECORDS -- SEASON (continued)

WORST EARNED RUN AVERAGE	6.11	(1963)
MOST SHUT-OUTS	12	(1973)
MOST CONSECUTIVE SHUT-OUTS	4	(1971)
MOST SHUT-OUTS: AGAINST	8	(1976)



The Run That Didn't Count

It was just a lot of wasted effort for Georgia's Steve Traylor and Florida State's Darrell Branham in a baseball game here Saturday. Traylor missed safely home with West Georgia's record run in the third inning of the first game of a scheduled doubleheader.

Traylor rallied and took a 4-2 lead in the fourth, and had the bases loaded when the rains came and came. The game had not reached halfway point and was canceled. It was the second contest. The team will try again at 7 p.m.

VALDOSTA STATE
1955--1977
STATISTICAL LEADERS
SEASON-by-POSITION

MOST AT-BATS

1B-- 210 Steve Jones (73)
2B-- 227 Skip Fite (77)
3B-- 181 Keith Griffin (77)
SS-- 179 Terry Fields (73)
LF-- 212 Gene Felts (73)
CF-- 223 Dan Darden (75)
RF-- 181 Craig Viers (77)
C-- 215 Frank Sumner (73)
DH-- 227 David DeMersseman (77)

MOST RUNS

40 Bruce Fowler (77)
72 Skip Fite (77)
31 Keith Griffin (77)
40 Dave Taylor (75)
41 Gene Felts (73)
61 Sal Amadeo (77)
45 Craig Viers (77)
51 Cecil Whitehead (77)
58 David DeMersseman (77)

MOST HITS

63 Steve Jones (73)
83 Skip Fite (77)
47 Keith Griffin (77)
58 Dave Taylor (75)
78 Gene Felts (73)
74 Dan Darden (75)
63 Craig Viers (77)
59 Frank Sumner (73)
74 David DeMersseman (77)

MOST RUNS-BATTED-IN

1B-- 37 Craig Courtney (69&72)
2B-- 26 Skip Fite (77)
3B-- 36 Keith Griffin (77)

SS-- 28 Dave Taylor (75)
LF-- 38 Billy Fortenberry (77)
CF-- 50 Gene Felts (72)
RF-- 49 Craig Viers (77)
C-- 53 Cecil Whitehead (77)
DH-- 37 David DeMersseman (77)

BEST BATTING AVERAGE

.394 Craig Courtney (69)
.366 Skip Fite (77)
.351 Larry Meredith (68)

.354 Dave Taylor (75)
.368 Gene Felts (73)
.363 Gene Felts (72)
.379 Steve Crawford (68)
.373 Cecil Whitehead (77)
.368 Dan Darden (74)

MOST DOUBLES

13 Craig Courtney (69)
10 Skip Fite (77)
10 Larry Meredith (68)&
10 Danny Blizzard (76)
10 Jack Toole (69)
11 Gene Felts (73)
12 Dan Darden (75)
14 Craig Viers (77)
10 Cecil Whitehead (77)
16 David DeMersseman (77)

MOST TRIPLES

1B-- 6 Dennis Fike (66)&
6 Craig Courtney (69)
2B-- 4 Skip Fite (77)
3B-- 3 Larry Meredith (69)&
3 Rusty Simpson (72)
SS-- 4 Angelo DeVivo (61)
LF-- 6 Gene Felts (73)

CF-- 8 Dan Darden (75)
RF-- 6 Craig Viers (77)
C-- 6 Cecil Whitehead (77)
DH-- 2 David DeMersseman (77)

MOST HOME RUNS

9 Jeff Greenhalgh (75&76)

2 Larry Hysler (70)
2 Danny Blizzard (76)&
2 Keith Griffin (77)
3 Dave Taylor (75)
4 Bill Baggett (69)&
4 Gene Felts (73)
13 Gene Felts (72)
3 Steve Crawford (69)
10 Cecil Whitehead (77)
2 (3 hitters tied)

MOST STOLEN BASES

11 Harry Jones (71)

28 Skip Fite (77)
9 Larry Meredith (68)

16 Hansel Faulkner (60)
20 Gene Felts (73)

31 Claude Speck (67)
29 Steve Crawford (69)
10 Cecil Whitehead (77)
20 David DeMersseman (77)

MOST EXTRA BASE HITS

1B-- 25 Craig Courtney (69)
2B-- 14 Skip Fite (77)
3B-- 12 (3 hitters tied)
SS-- 12 Jack Toole (69)
LF-- 21 Gene Felts (73)
CF-- 28 Gene Felts (72)
RF-- 22 Craig Viers (77)
C-- 26 Cecil Whitehead (77)
DH-- 20 David DeMersseman (77)

BEST SLUGGING PERCENTAGE

.720 Craig Courtney (69)
.445 Skip Fite (77)
.490 Larry Meredith (68)
.464 Dave Taylor (75)
.533 Gene Felts (73)
.720 Gene Felts (72)
.621 Steve Crawford (68)
.720 Cecil Whitehead (77)
.441 David DeMersseman (77)

NOTE: because of a great diversity in games played, if the above statistics were converted to "average-per-game" other players would have titles.

VALDOSTA STATE
 Year-by-Year
 HITTING TOTALS
 1955--1977

	AT-BAT	RUNS	HITS	RBI'S	AVERAGE	2B'S	3B'S	HR'S	SB'S
1955 ...	358	86	97	--	.271	--	--	--	--
1956 ...	343	42	82	--	.239	--	--	--	--
1957 ...	296	46	64	--	.216	--	--	--	--
1958 ...	129	28	35	--	.271	--	--	--	--
1959 ...	418	73	113	49	.270	--	--	--	--
1960 ...	583	92	133	65	.228	15	9	4	64
1961 ...	689	92	156	77	.230	8	8	2	32
1962 ...	617	108	157	89	.254	9	6	2	38
1963 ...	408	71	96	54	.235	12	9	2	17
1964 ...	641	83	149	61	.232	15	11	4	26
1965 ...	912	159	222	131	.243	32	11	12	25
1966 ...	723	105	171	86	.237	20	10	5	24
1967 ...	968	131	242	106	.250	25	13	4	50
1968 ...	802	133	224	108	.279	52	8	4	85
1969 ...	1159	207	301	171	.260	56	12	20	70
1970 ...	1317	206	362	153	.275	54	19	7	58
1971 ...	1295	187	327	163	.253	42	9	16	70
1972 ...	1426	287	417	246	.292	59	22	26	65
1973 ...	1815	304	494	242	.272	60	22	17	87
1974 ...	1491	304	427	250	.286	63	18	17	86
1975 ...	1698	288	445	245	.262	58	16	28	84
1976 ...	1522	236	400	195	.263	53	12	19	77
1977 ...	2025	470	638	389	.315	104	29	30	119
TOTALS	21,625	3738	5752	2871	.266	737	244	219	1077

VALDOSTA STATE
Year-by-Year
PITCHING TOTALS
1955--1977

Year	GAMES	IP	HITS	RUNS	ER	BB	SO	WON-LOST	E.R.A.
1955 ...	11	--	--	62	--	--	--	6-5	--
1956 ...	10	--	--	67	--	--	--	2-8	--
1957 ...	9	--	--	66	--	--	--	2-7	--
1958 ...	7	--	--	65	--	--	--	2-5	--
1959 ...	21	--	--	128	--	--	--	10-11	--
1960 ...	20	159.1	98	43	29	44	155	15-5	1.64
1961 ...	23	185	179	143	85	96	95	8-15	4.14
1962 ...	18	153	141	96	57	63	80	9-9	3.35
1963 ...	12	101.2	121	97	69	47	41	4-8	6.11
1964 ...	20	180	145	60	29	66	112	10-10	1.45
1965 ...	29	242	195	104	68	103	210	18-11	2.53
1966 ...	24	194	104	69	38	86	137	15-9	1.76
1967 ...	30	259.2	230	146	80	123	167	14-16	2.77
1968 ...	24	231.1	194	101	63	73	191	15-9	2.45
1969 ...	36	312.2	249	109	71	89	253	27-10	2.04
1970 ...	41	352.1	280	138	88	148	247	25-16	2.22
1971 ...	42	344.2	314	171	119	158	264	24-18	3.11
1972 ...	45	366	336	159	117	102	245	28-15	2.88
1973 ...	58	480.2	382	164	100	215	380	43-14	1.87
1974 ...	51	397	344	174	123	191	207	38-13	2.79
1975 ...	53	458	405	188	135	191	254	36-17	2.65
1976 ...	53	419.1	379	176	116	164	270	28-25	2.49
1977 ...	63	521.1	483	269	203	249	293	47-16	3.51
TOTALS	700	5358	4579	2795	1590	2208	3601	426-272	2.67

VALDOSTA STATE
1955--1977
COACHING COMPARISON

	COACH	WON-LOST	PCT.	BATTING	PITCHING	CONFERENCE	WON-LOST
1955 ..	Cottingham	6-5	.545	.271	----	----	---
1956 ..	Cottingham	2-8	.200	.239	----	----	---
1957 ..	Cottingham	2-7	.222	.216	----	----	---
1958 ..	Cottingham	2-5	.286	.271	----	Georgia	1-2
1959 ..	Colson	10-11	.476	.270	----	Georgia	6-5
1960 ..	Grant	15-5	.750	.228	1.64	*Georgia	9-2
1961 ..	Grant	8-15	.348	.230	4.14	Georgia	5-5
1962 ..	Grant	9-9	.500	.254	3.35	Georgia	4-2
1963 ..	Grant	4-8	.333	.235	6.11	Georgia	2-2
1964 ..	Grant	10-10	.500	.232	1.45	Georgia	4-6
1965 ..	Grant	18-11	.621	.243	2.53	°Georgia	9-2
1966 ..	Grant	15-9	.625	.237	1.76	Georgia	3-4
1967 ..	Grant	14-16	.467	.250	2.77	Georgia	4-5
1968 ..	Thomas	15-9	.625	.279	2.45	Georgia	4-5
1969 ..	Thomas	27-10	.730	.260	2.04	°Georgia	9-1
1970 ..	Thomas	25-16	.610	.275	2.22	°Georgia	11-1
1971 ..	Thomas	24-18	.571	.253	3.11	°Georgia	8-2
1972 ..	Thomas	28-15	.634	.292	2.88	°Georgia	7-1
1973 ..	Thomas	43-14	.754	.272	1.87	----	---
1974 ..	Thomas	38-13	.745	.286	2.79	°South Atlantic	16-2
1975 ..	Thomas	36-17	.679	.262	2.65	South Atlantic	14-4
1976 ..	Thomas	28-25	.528	.263	2.49	South Atlantic	8-10
1977 ..	Thomas	47-16	.746	.315	3.51	°South Atlantic	13-2

NOTE: °denotes Conference Champion. *denotes that VSC won title, but had to vacate.
 COACHING TOTALS: Cottingham .. won 12--lost 25 .324; Colson .. won 10--lost 11 .476;
 Grant .. won 93--lost 83 .528; Thomas .. won 311--lost 155 .668 Georgia Con-
 ference Totals .. won 86--lost 45 .657; South Atlantic Conference Totals .. won 51--
 lost 18 .739 CHAMPIONSHIP TOTALS: Georgia Conference (5); NAIA District-25 (5);
 NAIA Area-5 (1); South Atlantic Conference (2); NCAA South Atlantic Regional (2).



TOURNEYS

1965 TOURNAMENTS
 GEORGIA CONFERENCE & NAIA DISTRICT

May 13, 1965 ... GEORGIA CONFERENCE PLAY-OFF ... Macon, Ga.

The Rebels finished their season on May 3, defeating Piedmont twice (13-3 and 8-2), to tie West Georgia for the Georgia Conference crown, with an 8-2 league mark. Early the next week, while in Rome, Ga. for the Conference Spring Meeting, VSC Coach, Bill Grant received a call from West Georgia mentor, Tom D'Arami. D'Arami said that he had the play-off all set for May 10, in Macon, with West Georgia supplying the umpires (the VSC-West Georgia regular season meeting had been played in Valdosta).

"The hell you've got it set," Grant replied to D'Arami; and a rather salty discourse followed. The final decision was made to hold the game May 13, in Macon, with each team supplying one umpire. The umpires would change assignments after five innings.

Grant nominated Mike Perry (6-1) to pitch, while D'Arami went with his ace, DeVore (8-1). DeVore had absorbed his only loss of the season to VSC, as the Rebels erupted for 9, first-inning, runs on their way to an 11-2 win. The play-off game was a pitcher's battle all the way with both Perry and DeVore pitching brilliantly. In the bottom of the second, catcher Zack Wade led off with a single, was sacrificed to second by Dennis Fike, and scored on a booming double by centerfielder Ben Bates, to take a 1-0 lead. Bob Lamphier led off the fifth with a triple, for the Rebs, but was left stranded, for VSC's only other threat. Meanwhile, Perry was setting down the Braves in order, with the exception of the first (an error by Tommy Johnson), the fourth (a walk, and a two-out single), and the seventh (a two-out single).

Leading 1-0, the Rebels seemed to clinch the game, when with two-out, and no one on, in the top-of-the-ninth, Snyder hit a routine grounder to Johnson, at short. Tommy threw to Angie DeVivo at first, and the Rebs erupted in celebration. BUT NO, the umpire said that DeVivo's foot had been off the base (this was the ump that the Braves had brought). The Rebels were stunned. That is, all except for Coach Bill Grant, who stood toe-to-toe, chest-to-chest with umpire Wooten. Grant systematically turned the ump's white shirt brown, as the VSC coach objected vehemently, with a chew-of-tobacco in his mouth. Wooten threw Gant out of the game, and when Grant objected, he was thrown out of the stadium.

With a pinch-runner on first, Perry attempted a pick-off. The ball was thrown wildly, past DeVivo. As the runner rounded second, and headed for third, rightfielder Lamphier attempted to retrieve the ball as it bounced around in foul-territory. D'Arami sent the runner home, as he saw Lamphier's problem. Bob, however, got the ball, relayed it to second-sacker Jack Raley, who threw a strike to catcher Wade. Zack went 10-feet up the line, and hit the on-coming runner with all of his weight, knocking the West Georgian into the air. There was no need for a call, as the Rebels had won their first ever Georgia Conference title. As the players celebrated, Coach Grant was saying a last few words to umpire Wooten, as the man in blue (and brown) left the field. The win boosted the Rebels into the NAIA District-25 championship against independent pick, Georgia Southern.

	123 456 789
West Georgia	000 000 000 -- 0-3-0
Valdosta State	010 000 00x -- 1-5-2
DeVore & Burchfield; Perry & Wade. WP: Perry	
(7-1), LP: DeVore (8-2) ... (Bates 2x3, 2b, rbi)	

May 21-22, 1965 ... NAIA DISTRICT 25 ... Statesboro, Ga.

In the NAIA District-25 championship, Valdosta State had the unenviable task of not only defeating one of the nation's top small college baseball teams, but also doing it in Statesboro, Ga. Statesboro had (and to an extent, still has) a reputation for being "homer city" for visiting teams. Until the early 1970's, the same two umpires worked every Southern home game, and were very intimate with Eagle players, and fans alike.

Although the VSC scorebook, from this tournament, makes continued, and pointed reference to the umpiring, the Rebels could just not hit with men-on-base, and also made many critical mental, and physical errors.

In game one, of the two-of-three play-off, Ron Fortner (6-3) took the mound to oppose Pierce (8-2) for Southern. The Rebs tied the game at 1-1, in the third, on hits by Lindy Evans and Tommy Johnson, but neither Dennis Fike, or Ben Bates could deliver, with men on first and second. Evans made errors in the first, and fifth that led to Southern runs, and only a Johnson double in the seventh provided anymore Reb offense. Ron Fortner struck-out 8, but four of his walks eventually led to Southern scores.

The next day was do-or-die for Valdosta State, and the Rebels fought to the end in a 6-4 defeat. Mike Perry (7-1) started for VSC, but was bombed in the second, with two doubles, two walks, and a single accounting for three runs. After two fourth inning errors by Evans, along with two singles, added two more Eagle runs, Ray Peters replaced Perry, and allowed only a lone sixth inning tally.

VSC scored in the seventh on DeVivo's double, and added three runs in the eighth, aided by three walks, and Ben Bates' single. DeVivo led-off the ninth with a single, but was left stranded. The Rebels ended their season with a fine 18-11 mark, and their tournament action paved the way for Valdosta State to become one of the nation's busiest post-season-play teams, during the 1970's.

May 21, 1965

	123	456	789	R	H	E
Valdosta State	001	000	010	--	2-6	4
Georgia Southern	101	020	01x	--	5-6	2

Fortner & Wade; Pierce & Payne. WP: Pierce (9-2),
LP: Fortner (6-4) ... (Evans 2x5; T. Johnson 2x4; DeVivo 2 rbi's)

May 22, 1965

	123	456	789	R	H	E
Georgia Southern	030	200	100	--	6-10	1
Valdosta State	000	000	130	--	4-	4-3

Stephens & Payne; Perry, Peters (4) & Wade. WP:
Stephens (9-3), LP: Perry (7-2) ... (DeVivo 2x4, 2b)

THREE GAME TOTALS:

(Fortner, p 2-1, .500; Bates, cf 8-3, .375; T. Johnson, ss 10-3, .300;
Lamphier, rf 8-2, .250; DeVivo, 1b 10-2, .200; Evans, 3b 14-2, .143; Fike,
lf 10-1, .100; Wade, c 12-1, .083; Raley, 2b 9-0, .000; Perry, p 4-0, .000;
Peters, p 4-0, .000; Creel, rf 1-0, .000)

(Peters 0-0, 1.69; Perry 1-1, 2.13; Fortner 0-1, 4.50)

1969 TOURNAMENTS NAIA DISTRICT & NAIA AREA

Valdosta State confidently strode into the NAIA District-25 tourney, owning a 24-9 record, and their second-ever Georgia Conference title. The tournament was a three-team affair, held in Valdosta, and also included Southern Intercollegiate Athletic Conference champion (SIAC), Florida A&M, and independent power, Mercer.

A&M opened the series by dropping Mercer, 12-7, and on May 22, faced the home-town Rebs. Coach Tommy Thomas elected to throw his senior, ace Eddie Fisher (10-0), although the "Fish" had a painful blister on his right, index finger. The pain became so bad before game-time, that Thomas rushed Fisher to a local M.D., for a pain-killing shot. The shot certainly killed the pain, but it also led Ed to the worst pitched game of his sensational, college career.

Without any feeling in his right-hand, Eddie hit the first two Rattlers that he faced, and quickly found himself behind 6-2, after 2-and-a-half innings. VSC rallied, however, and scored three runs in the bottom-of-the-third, to edge within 6-5. Strangely enough, the Rebels had only one hit through the first three frames, that a double by Craig Courtney, that plated only one run.

While Fisher settled down (eventually striking-out 10), the Rebs rallied to tie it in the sixth (on a Spence Kiser home-run), and go ahead for good (8-6) in the seventh, on a Courtney homer. Singles by Kiser, Courtney, and Bill Baggett in the eighth, sandwiched around Larry Meredith's triple sealed A&M's doom, although the Rattlers scored twice in the ninth, to make the final, 10-8.

The next day, Mercer eliminated Florida A&M, 7-2, and faced VSC, hoping to extend the tourney another day. Danny Petrovich took care of Mercer's aspirations, as he pitched a smooth 9-hitter (striking out 9, and walking only 2), in a 5-2 Rebel triumph. Courtney, Jack Toole, and Larry Hysler each had two-hits for the "Good Guys," while Petrovich drove in two runs, with a clutch, two-out, fourth-inning single. VSC thus qualified for their first-ever NAIA Area-5 tourney, clutching a number-7 national ranking (among small colleges) in their grasp.

May 22 at Valdosta, Ga.

	123	456	789	R	H	E
Florida A&M	222	000	002	--	8-9-5	
Valdosta State	203	001	22x	--	10-8-3	

Young, Wolfe (3), Nelson (5) & Johnson; Fisher & Rominger. WP: Fisher (11-0), LP: Nelson (4-2) ...
(Kiser 2x3, HR; Baggett 2x4; Courtney 3x5, 2b, HR, 2-rbi's; Toole 2-rbi's)

May 23 at Valdosta, Ga.

	123	456	789	R	H	E
Valdosta State	020	210	000	--	5-7-2	
Mercer	000	000	200	--	2-9-3	

Petrovich & Rominger; Crook, Stienbeck (5), Hogan (7), Cochran (9) & Mayo, Hogan (9). WP: Petrovich (8-3), LP: Crook (3-2) ... (Courtney 2x4, 2b; Toole 2x4; Hysler 2x4, 2b; Petrovich 2-rbi's)

District Totals:

(Courtney, 1b 9-5, .556; Kiser, cf-1f 4-2, .500; Baggett, 1f 7-2, .286; Toole, ss 7-2, .286; Hysler, 2b 7-2, .286; Petrovich, p 4-1, .250; Meredith, 3b 5-1, .200; Crawford, rf 7-0, .000; Rominger, c 5-0, .000; Thornton, cf 4-0, .000; Fisher, p 4-0, .000)

(Petrovich 1-0, 2.00; Fisher 1-0, 4.00)

Whatever great thoughts Valdosta State had in regard to a possible Area Tournament crown, were quickly squashed in their very first game. The Rebels were matched with tourney co-favorite (along with VSC) William Carey (Miss.), and most observers picked the winner of this game to go all the way. In the opening game of the series in Knoxville, Tenn., Carson-Newman knocked off Ouachita Baptist, and set the stage for the weirdest ending of any VSC game, ever.

Eddie Fisher drew the mound assignment for the Rebs, and although he was hit harder than usual, held a 4-3 lead after six-frames. Carey had solo-homers in the second and fourth, while VSC scored in the first (on an error), third (singles by Larry Meredith, and Bill Baggett), and twice in the fifth (a Fisher two-bagger, and singles by Spence Kiser, and Meredith). All the while, though, the Reb bench was becoming more vocal in regard to the seemingly inconsistent, ball-strike calling of home-plate umpire, Shorty Hatfield.

Hatfield made repeated glances toward the VSC dugout in the middle frames, and in the sixth warned the bench about their "cat-calls." Carey rallied for two runs in the bottom-of-the-seventh (to take a 5-4 lead), on a triple, single, and a walk, but to the Rebels bench, the "good-guys" had been robbed on a call-at-the-plate, plus some "pipe" pitches that were called balls. Again, Hatfield strode to the dugout, this time threatening to "clear-the-bench" if he heard another word.

Craig Courtney led off the Reb eighth with a walk, but when the first pitch to right-fielder Steve Crawford looked low, the bench let Hatfield have it again. The stocky, umpire strode to the VSC dugout, stepped down on the first-step, and threw the entire non-playing (leaving 9-players) team-members out of the game. Hatfield looked each Rebel defiantly in the eye as the player passed him, and not a word was spoken. One of the last players to leave, freshman, Harry "Moose" Jones didn't say a word either, he simply flicked Hatfield's cap off, with his hand. The umpire retaliated by hitting Jones in the shoulder with his mask, and loudly declared the contest a forfeit, in favor of William Carey.

VSC had to play a losers bracket game immediately that day (May 28), and Dan Petrovich pitched a neat 6-hitter, as the Rebs edged Ouachita Baptist, 3-0. Meredith tripled in a first-inning run, four walks forced in a second-inning score, and Petrovich singled in the last tally in the sixth.

Carson-Newman eliminated the Rebels, 4-2, the next day, to end Valdosta State's season at 27-10. Leroy Purdy pitched well, but issued five walks (three of which scored), and only Craig Courtney (2x3) was effective at the dish, as VSC stranded eight runners in crucial situations.

William Carey went on to win both the Area tournament, and also the NAIA National Championship. VSC retained their number-7 ranking in the final poll of the season. What might have been, never was.

May 28 at Knoxville, Tenn.

	123	456	789	R	H	E
Valdosta State	xxx	xxx	xxx	--	0-x-x	
William Carey	xxx	xxx	xxx	--	9-x-x	

May 28 at Knoxville, Tenn.

	123	456	789	R	H	E
Ouachita Baptist	000	000	000	--	0-6-1	
Valdosta State	110	001	00x	--	3-7-1	

Sledge, Martindale (2) & Hargadine; Petrovich & Rominger. WP: Petrovich (9-3), LP: Sledge (8-5)

May 29 at Knoxville, Tenn.

	123	456	789	R	H	E
Valdosta State	000	100	100	--	2-7-1	
Carson-Newman	000	020	11x	--	4-9-2	

L. Purdy & Rominger; Fillmar & Bostic. WP: Fillmar (6-2), LP: L. Purdy (2-2) ... (Courtney 2x3)

Area Totals:

(Courtney, 1b 7-3, .429; Rominger, c 5-2, .400; Kiser, lf 7-2, .286; Crawford, rf 5-1, .200; Thornton, cf 5-1, .200; Petrovich, p 5-1, .200; Meredith, 3b 7-1, .143; Hysler, 2b 7-1, .143; Toole, ss 8-1, .125; Purdy, p 3-0, .000)

(Petrovich 1-0, 0.00; L. Purdy 0-1, 3.38)



Craig Courtney



1970 TOURNAMENTS NAIA DISTRICT & NAIA AREA

Valdosta State (22-13) drew Columbus (26-7) as its first-round opponent in the NAIA District-25 tourney, at Tallahassee, Fla. It was again a three-team affair, with host Florida A&M (21-6) drawing the initial round bye.

The Rebels brushed by Columbus 7-2, as Steve Sorgius pitched a seven-hitter, and was aided by a 10-hit attack. A three-run, second inning outburst, on singles by Harry Jones, Rusty Simpson, Sorgius, and a double by Bobby Tripp, sealed the Cougar doom.

A&M eliminated Columbus in the day's second game, and battled VSC in the last game of the day. The Rebs won a hard fought, 3-2 decision behind the fine hurling of Leroy Purdy, and the bat of Steve Rominger, who had three safeties. Four singles in the second (Tripp, Larry Hysler, Purdy, and Steve Crawford) scored two runs, and a lone tally was added in the seventh, on Spence Kiser's clutch bingo. This game, however, was not played without contraversey. The Rebels were chided by the Rattler fans, given little attention re: arguments by the umpires, and became the brunt of biased comments by the P.A. announcer.

The host Rattlers took the field the next day (May 22), having to win a double-header. They unfortunately used most of their runs in the first game, as they unleashed a 23-hit attack, in blasting VSC 20-0. Rusty Simpson was behind only 1-0, going into the fifth, but A&M rallied for six-runs, on seven hits, and the rest of the game was never in doubt. The Rebels were also the recipients of rocks thrown by the fans, and several questionable actions by the Rattler players (first-baseman Harry Jones was under a pop-foul, when the batter threw his bat at Jones' legs. Harry, of course, didn't catch the ball; and the umpires made no call).

VSC exploded for six, first-inning runs in the nite-cap, on eight hits, and went onto a 10-1 win. Greg Lee pitched a sparkling 6-hitter, as the Rebs had 15 hits (three each by Spence Kiser, and Bill Baggett). It was VSC's second consecutive District title, and entitled them to a return trip to Knoxville.

May 21 at Tallahassee, Fla.

	123	456	789	R	H	E
Columbus	000	000	020	--	2-	7-1
Valdosta State	130	111	00x	--	7-	10-1

Kirkland, Stage (4), Mendenhall (6), Chadwick (7)
& Bell; Sorgius & Rominger. WP: Sorgius (7-2), LP:
Kirkland (9-5) ... (Simpson 2x4, 2-rbi's; H. Jones
2x3; Tripp 2-rbi's; Sorgius 2x4)

May 21 at Tallahassee, Fla.

	123	456	789	R	H	E
Valdosta State	002	000	100	--	3-	13-4
Florida A&M	000	001	010	--	2-	8-1

L. Purdy & Rominger; Wilson, Mathews (7) & Renfroe.
WP: L. Purdy (5-5), LP: Wilson (6-3) ... (Crawford
2-rbi's; Rominger 3x4; H. Jones 2x4; Hysler 2x4)

May 22 at Tallahassee, Fla.

	123	456	789	R	H	E
Valdosta State	000	000	000	--	0-	3-2
Florida A&M	100	060	58x	--	20-	23-0

R. Simpson, Hassell (5), Montgomery (8), Vann (8) &
Rominger; T. Renfroe, Bridges (1) & O. Renfroe. WP:
Bridges (5-2), LP: Simpson (8-3)

May 22 at Tallahassee, Fla.

	123 456 789	R H E
Florida A&M	001 000 000	-- 1- 6-1
Valdosta State	600 011 20x	--10-15-1

Nixon, Williams (1), Mathews (7) & Renfroe; Lee & Rominger. WP: Lee (3-2), LP: Nixon (4-2) ... (Kiser 3x5, 3b; Simpson 2x5, 2b; Baggett 3x4, 2b, 3b, 2-rbi's; Rominger 2x4; Tripp 2x4; Hysler 3b, 2-rbi's)

District Totals:

(Purdy, p 1-1, 1.000; Sorgius, p 4-2, .500; H. Jones, 1b 15-6, .400; Tripp, ss 13-5, .385; Rominger, c 13-5, .385; Kiser, cf 14-5, .357; Simpson, 3b 15-5, .333; Hall, ph 3-1, .333; Baggett, lf 14-4, .286; Hysler, 2b 14-4, .286; Lee, p 4-1, .250; Crawford, rf 15-2, .133; Vann, p 1-0, .000)

(Vann 0-0, 0.00; Lee 1-0, 1.00; Sorgius 1-0, 1.00; Purdy 1-0, 2.00; Hassell 0-0, 6.00; Simpson 0-1, 11.56; Montgomery 0-0, 26.87)

Five days after their District Tournament win, Valdosta State was eliminated from NAIA Area-5 play. The Rebels fell into the losers bracket after an 11-8 loss to Ouachita Baptist, in the first-round; and then were sent packing by Livingston, later in the day, 11-5. Neither Steve Sorgius (7-3), or Leroy Purdy (5-6) were able to hold opponent's bats in line, while VSC had a total of 11-errors in the two games.

Hitting wise the Rebs had a total of 22, and were led by Spence Kiser (.556), and Moose Jones (.429). The opponents, however, banged out 29, including 18 by Livingston. Valdosta State ended the year with a 25-16 log.

May 27 at Knoxville, Tenn.

	123 456 789	R H E
Ouachita Baptist	404 111 000	--11-11-0
Valdosta State	100 500 101	-- 8-13-7

Sledge, Cheatwood (5) & Lamaster; Sorgius, Lee (3) & Rominger. WP: Cheatwood (4-1), LP: Sorgius (7-3) ... (Kiser 2x4, 3b, 3b; H. Jones 3x4; Tripp 3x5, 3b, 2-rbi's; Lee 2x3, 3b)

May 27 at Knoxville, Tenn.

	123 456 789	R H E
Livingston	000 013 430	--11-18-3
Valdosta State	102 110 000	-- 5- 9-4

Weedon, Burkhalter (4) & Sexton, Outlaw (4); Purdy, Simpson (7), Vann (8), Lee (9) & Rominger. WP: Burkhalter (6-2), LP: Purdy (5-6) ... (Kiser 3x5, 2b)

Area Totals:

(DeVane, ph 1-1, 1.000; Kiser, cf 9-5, .556; Purdy, p 2-1, .500; H. Jones, 1b 7-3, .429; Tripp, ss 9-3, .333; Lee, p 6-2, .333; Baggett, lf 4-1, .250; Hysler, 2b 8-2, .250; Rominger, c 8-2, .250; Simpson, 3b 8-1, .125; Crawford, rf 9-1, .111; Sorgius, p 1-0, .000)

(Vann 0-0, 0.00; Lee 0-0, 2.46; Simpson 0-0, 5.39; Purdy 0-1, 5.40; Sorgius 0-1, 16.85)

1971 TOURNAMENTS NAIA DISTRICT & NAIA AREA

Although Valdosta State had won the 1971 Georgia Conference title, they were decided underdogs to both Columbus (26-8), and loop-rival Shorter (19-6), entering the NAIA District-25 tournament. The Rebs were 20-15 on the season, and had shown neither strong pitching, hitting, or defense.

VSC drew host Columbus in the first round, and held a 6-4 lead after 7-innings, behind the relief pitching of Ronald Bennett, and the hitting of Rusty Simpson (3-rbi's), and Craig Courtney (HR, and 2-rbi's). The Cougars, however, erupted for 5-runs in the eighth, off Bennett, and reliever Andy Hassell, and took a 9-6 lead into the bottom-of-the-ninth.

Craig Courtney led the inning off with a walk, and Steve Rominger singled, but two outs later, they were still on the bases (first and third, respectfully). Leftfielder Al Golden then delivered a clutch single, to plate one run, but the situation still looked bleak, as Coach Tommy Thomas batted Leroy Purdy, for short-stop Dudley Spruill. Purdy ran the count to 1-2, and then delivered one of the biggest "clutch" home-runs in VSC history. Leroy hit a long fly ball that easily cleared the centerfield fence (as Columbus' band-box dimensions came back to haunt them), to bring the Rebs back from certain defeat, to a 10-9 win. First-base coach, Bob Lingenfelter fainted in the coaches' box, and the both celebrated, and went to his aid.

The joy didn't last long, however, as the next day, Shorter jolted VSC into the losers bracket, 10-6. Heroes Purdy, and Collier Black (the previous day's winning pitcher), just couldn't hold the Hawks, and hurler David Chester held the Rebels to 5-hits, until the ninth. The loss threw the Rebs into a same day, do-or-die game with Columbus. Ron Nasworthy pitched a great 4-hitter (with relief help from Dan Chadwick), and Bobby Tripp had two rbi's, as Columbus' bubble was burst, 5-3.

VSC had to win two games the next day (May 20), to gain a repeat chance at Knoxville. The Rebels were equal to the task. In the initial game, VSC blasted Shorter 10-2, behind the pitching of Rusty Simpson, and the bats of Gene Felts (HR, and 4-rbi's), and Harry Jones (HR). The second contest was tense from the beginning. Coach Thomas chose Chadwick for the start, and the East Gary, Ind., freshman, pitched an excellent game. He game up an unearned run in the third, and shut-out the Hawks the rest of the way.

The "good-guys" scored in the fourth (a Jones single), and the fifth (an Al Golden triple, and a sacrifice-fly by Terry Fields), and held a 2-1 lead, going into the bottom-of-the-ninth. Shorter first-sacker, Causby, led off with a triple, but Chadwick set the next three Hawk hitters down in order (a pop-up to Jones, and two K's), for a truely great tournament win.

May 19 at Columbus, Ga.

	123	456	789	R	H	E
Columbus	021	001	050	--	9-14-3	
Valdosta State	203	010	004	--	10-11-5	

Waits, Ester (4), Stage (5), Mendenhall (6), Downing (9) & Bell; Simpson, Bennett (4), Hassell (8), Black (9) & Rominger. WP: Black (1-0), LP: Downing (2-2) ... (Courtney HR, 2-rbi's; Jones 2x4; Rominger 2x3, 2b; Simpson 2x5, 3-rbi's; Purdy HR, 3-rbi's)

May 20 at Columbus, Ga.

	123	456	789	R	H	E
Valdosta State	100	101	003	--	6-	8-7
Shorter	001	051	12x	--	10-	13-3

Purdy, Black (5) & Rominger; Chester, Teague (9) & DeFoor. WP: Chester (6-1), LP: Purdy (6-3) ... (Felts 2x5; Tripp 2x5; Simpson 2x4)

May 20 at Columbus, Ga.

	123	456	789	R	H	E
Valdosta State	002	002	001	--	5-	12-1
Columbus	000	000	210	--	3-	4-0

Nasworthy, Chadwick (8) & Rominger; Mendenhall, Camp (3) & Bell. WP: Nasworthy (3-4), LP: Mendenhall (4-3) ... (Felts 2x5; Tripp 2x5, 2-rbi's; Courtney 2x5, 2b)

May 21 at Columbus, Ga.

	123	456	789	R	H	E
Shorter	001	001	000	--	2-	9-5
Valdosta State	010	810	00x	--	10-	8-1

Teague, Wright (4), Throgmorton (4), Kizziah (9) & DeFoor; Simpson, Bennett (7), L. Purdy (9) & Rominger. WP: Simpson (6-4), LP: Teague (5-2) ... (Felts HR, 4-rbi's; H. Jones HR, 2x5)

May 21 at Columbus, Ga.

	123	456	789	R	H	E
Valdosta State	000	110	000	--	2-	6-2
Shorter	001	000	000	--	1-	6-2

Chadwick & Rominger; Wright, Kizziah (6) & DeFoor. WP: Chadwick (2-1), LP: Wright (11-2) ... (Simpson 2x4; Golden 2x4)

District Totals:

(Simpson, 3b 19-7, .368; Purdy, p 3-1, .333; H. Jones, 1b 22-7, .318; Golden, lf 16-5, .313; Courtney, rf 18-5, .278; Tripp, 2b 22-6, .273; Felts, cf 23-6, .261; Hall, 3b 4-1, .250; Chadwick, p 4-1, .250; Nasworthy, p 4-1, .250; Rominger, c 17-4, .235; Fields, ss 13-2, .154; Bennett, p 3-0, .000; Spruill, ss-3b 2-0, .000; Hassell, p 1-0, .000; Black, p 1-0, .000)

(Hassell 0-0, 0.00; Purdy 0-1, 0.00; Chadwick 1-0, 0.82; Simpson 1-0, 3.00; Nasworthy 1-0, 3.86; Black 1-0, 4.16; Bennett 0-0, 5.69)

It was the same old story in Knoxville for Valdosta State, but with a slightly different script. Unlike 1970, when the pitching failed, 1971 saw the hitters take a vacation. The Rebels again dropped their first two starts, and it was all over almost as soon as it had begun.

In the opener, David Lipscomb, behind All-American, Butch Stinson shut the Rebs down 4-1. Craig Courtney (3-hits), Bobby Tripp, and Terry Fields (two-hits each) solved the lefty's deliveries, but got no help from their teammates. Rusty Simpson relieved a wild Ron Nasworthy, in the second, and pitched great ball from then on, but the hitters just could not clutch it out.

The State College of Arkansas eliminated VSC, later in the day, 2-1. Again it was a lack of plate punch that did the Rebs in. Al Golden singled in catcher Steve

Rominger, in the second, and then Terry Fields walked (with one out), but the Rebels could do no further damage. Arkansas scored in the bottom-of-the ninth, on a double, intentional walk, and a single. VSC ended the season with a 24-18 record.

May 26 at Knoxville, Tenn.

	123	456	789	R	H	E
David Lipscomb	111	000	100	--	4-11-2	
Valdosta State	000	000	001	--	1- 8-2	

Stinson, Smith (9) & Lindsey; Nasworthy, Simpson (2) & Rominger. WP: Stinson (13-1), LP: Nasworthy (3-5)
 ... (Tripp 2x3; Courtney 3x4; Fields 2x4)

May 26 at Knoxville, Tenn.

	123	456	789	R	H	E
Valdosta State	010	000	000	--	1-3-0	
State College of Arkansas	000	001	001	--	2-7-1	

Purdy & Rominger; Humphries & Morgan. WP: Humphries (9-4), LP: Purdy (6-4)

Area Totals:

(Courtney, rf 6-4, .667; Tripp, 2b 7-2, .286; Fields, ss 7-2, .286; Hall, 3b 4-1, .250; Rominger, c 7-1, .143; Golden, lf 8-1, .125; Felts, cf 8-0, .000; H. Jones, 1b 8-0, .000; Simpson, 3b 5-0, .000; Purdy, p 1-0, .000)

(Simpson 0-0, 1.17; Purdy 0-1, 2.25; Nasworthy 0-1, 13.53)



firstbaseman, Harry "Moose" Jones

1972 TOURNAMENTS NAIA DISTRICT & NAIA AREA

Valdosta State (23-12) hosted Berry (16-9), Columbus (28-11), and Shorter (25-3), in the 1972 NAIA District-25 tournament. Although the Rebels were seeded number-one, Shorter, behind the hurling of Lamar Wright (10-0), and Vaughn Robbins (5-2), were expected to give VSC all that they could handle.

Wright shut-out Columbus, 5-0, and VSC blasted Berry 10-1, in first-round games. The "good-guys" waited until the seventh to score, and only after a disputed "safe" call at third that would have ended the inning. Terry Fields had four hits, and Bobby Tripp had 4-rbi's to lead the Southerners, while Rusty Simpson held Berry to seven-hits.

In the tension-packed winners bracket game, VSC got run-scoring hits in the second and third, from Fields, and Craig Courtney, and an eighth-inning, two-run homer from pitcher, Ronald Bennett, to drop the Hawks, 4-1. Columbus won two straight in the losers bracket, dropping Berry 11-0, and edging Shorter, 9-7, to advance to the finals.

It took two games, but the Rebs won their fourth consecutive District title. After bowing to the Cougars, 5-3, in the first game of the twin-bill, VSC came back to win the finale, 6-2. Leroy Purdy gave up four, first-inning runs, and the Rebels couldn't get the "big" clutch hit, although they out-hit Columbus, 9-7. Eddie Cowart had three hits, but that was still not enough.

VSC won the night-cap behind the tough pitching of junior, Andy Hassell, and the relief of Bennett. Hassell aided his cause with a two-run-scoring single, and won it on Gene Felts' 12th. home-run (in a 3-run, eighth-inning). Valdosta State took a 26-13 record, to Knoxville, in quest of the elusive Area title.

May 17 at Valdosta, Ga.

	123	456	789	R	H	E
Valdosta State	000	000	352	--	10-13	2
Berry	010	000	000	--	1-7	5

Simpson & Rominger; Bing, Metzger (8), Mitchell (8) & Gardner, Brown (9). WP: Simpson (6-2), LP: Bing (8-5) ... (F. Sumner 2x5; Tripp 2x5, 4-rbi's; Felts 2x5, 3-rbi's; Fields 4x5)

May 18 at Valdosta, Ga.

	123	456	789	R	H	E
Valdosta State	011	000	020	--	4-9	1
Shorter	000	100	000	--	1-5	0

Bennett & Rominger; Robbins & DeFoor. WP: Bennett (8-2), LP: Robbins (5-3) ... (Bradley 2x3; Courtney 2x3, 2b; Cowart 2x4; Bennett 2-rbi's)

May 19 at Valdosta, Ga.

	123	456	789	R	H	E
Valdosta State	120	000	000	--	3-9	3
Columbus	400	000	01x	--	5-7	1

Purdy & Rominger; Balur, Chadwick (2) & Chaffer. WP: Chadwick (9-3), LP: Purdy (5-4) ... (F. Sumner 2x3; Cowart 3x4)

May 19 at Valdosta, Ga.

	123	456	789	R	H	E
Columbus	000	000	110	--	2-8-2	
Valdosta State	001	200	03x	--	6-6-1	

Gaddy, Hester (4), Mallory (8), Dalton (8) & Chaffer;
Hassell, Bennett (8) & Rominger. WP: Hassell (3-2),
LP: Gaddy (3-2) ... (Hassell 2-rbi's)

District Totals:

(Bradley, 2b 3-2, .667; Fields, ss 14-6, .429; Cowart, lf 16-6, .375; Courtney, 1b 15-5, .333; Hassell, p 3-1, .333; Felts, cf 18-5, .278; F. Sumner, rf 18-4, .222; Tripp, 2b 15-3, .200; Bennett, p 5-1, .200; R. Simpson, 3b-p 12-2, .167; Rominger, c 13-2, .154; White, 3b 3-0, .000; Spruill, 3b 3-0, .000; L. Purdy, p 2-0, .000; Golden, ph 1-0, .000; Dennis, 1b 1-0, .000)

(R. Simpson 1-0, 0.00; Hassell 1-0, 1.29; Bennett 1-0, 1.64; L. Purdy 0-1, 5.63)

In the Area Tournament, Valdosta State got close to the elusive dream of attending the NAIA World Series, but fell short. The Rebels were dumped 7-4, in the first-round, by Birmingham Southern, but battled their way through the losers bracket, by eliminating Ouachita Baptist 13-0, and Southern, 8-2. David Lipscomb, who would go onto finish second in the Nationals (for the second straight year), bopped the Rebs 8-3, in the finals.

Southern put VSC away in the opener, as they grouped 5-hits around a Terry Fields error (one of three in the game), in the fifth, for five runs. Pitcher Ronald Bennett (8-3) led to his own downfall, with unusual wildness, and got hitting support from only Frank Sumner (3x5), and Craig Courtney (2x4).

Leroy Purdy pitched a shut-out, two-hitter (striking-out 8), later that day, keeping the "god-guys" in the tourney. Every Rebel got a hit, as the Ouachita pitching was unable to stop the surge. The next day, Rusty Simpson got revenge upon Birmingham Southern (8-2), as Craig Courtney had two-hits (including a triple), and Gene Felts homered. The win sent VSC to the finals against undefeated Lipscomb.

Ronald Bennett got the mound call, but the crafty, Jesup, Ga., lefty was the victim of two crucial errors, that led to all but one run, in the 8-3 loss. Bison pitchers Dan Burns, and Tony Muncher held the Rebs to 5-hits, as VSC ended the season 28-15.

May 25 at Knoxville, Tenn.

	123	456	789	R	H	E
Birmingham Southern	000	050	002	--	7- 8-2	
Valdosta State	100	020	010	--	4-12-4	

Easton, Jolley (8) & Davidson; Bennett, LeFiles (5),
Chadwick (9) & Rominger. WP: Easton (8-2), LP: Bennett
(8-3) ... (F. Sumner 3x5; Courtney 2x4)

May 25 at Knoxville, Tenn.

	123	456	789	R	H	E
Ouachita Baptist	000	000	000	--	0-	2-2
Valdosta State	000	303	25x	--	13-	13-0

Lynch, Roberts (6), Stanhill (8) & Lancaster; L. Purdy & Rominger. WP: L. Purdy (6-4), LP: Lynch (6-4) ... (F. Sumner 2x5, 2-rbi's; Courtney 2x4, 2b; R. Simpson 2x2, 2-rbi's; Fields 2-rbi's; L. Purdy 2x3)

May 26 at Knoxville, Tenn.

	123	456	789	R	H	E
Birmingham Southern	000	000	002	--	2-	7-1
Valdosta State	000	203	03x	--	8-	8-0

Jolley, Smith (6), Wilson (7) & Davidson, Mason (7); R. Simpson & Rominger. WP: R. Simpson (7-2), LP: Jolley (7-3) ... (Felts 2-rbi's; Courtney 2x3; Cowart 2-rbi's; Rominger 2-rbi's)

May 27 at Knoxville, Tenn.

	123	456	789	R	H	E
Valdosta State	000	002	100	--	3-	5-2
David Lipscomb	000	003	14x	--	8-	10-1

Bennett, LeFiles (8) & Rominger; Burns, Muncher (5) & Dennis. WP: Muncher (3-1), LP: Bennett (8-4)

Area Totals:

(Spruill, 3b 1-1, 1.000; L. Purdy, p 4-3, .750; S. Jones, ph 2-1, .500; Courtney, 1b 13-6, .462; F. Sumner, rf 17-7, .412; Cowart, lf 13-4, .308; R. Simpson, 3b-p 11-3, .273; Felts, cf 15-4, .267; Bennett, p 4-1, .250; Tripp, ss 13-3, .231; Rominger, c 14-3, .214; Fields, ss 15-2, .133; Bradley, 3b 4-0, .000; LeFiles, p 2-0, .000)

(L. Purdy 1-0, 0.00; Chadwick 0-0, 0.00; R. Simpson 1-0, 2.00; LeFiles 0-0, 2.08; Bennett 0-2, 3.18)



pitcher Dan Chadwick

1973 TOURNAMENTS

NAIA DISTRICT, NAIA AREA & NAIA WORLD SERIES

No longer a member of the Georgia Conference, the newly named Valdosta State "Blazers" entered the NAIA District-25 tourney, as the hosts, with a sparkling 35-11 mark. Shorter (28-4) was seen to be the strongest opposition, while nemesis Columbus (29-11; but beaten 3 of 4 by VSC during the season), and West Georgia (24-11) could cause trouble.

The Blazers breezed through the tournament, although each game was fraught with pressure. In the first-round, VSC waited until the seventh to blast West Georgia, behind the eight-hit, hurling of Lee Daney. "Goofy" Jones and Gene Felts had three hits, while Felts, and short-stop Terry Fields homered.

Shorter was looking for revenge from past Valdosta State indignities, as the new Georgia Conference champs sent undefeated Vaughn Robbins to the mound, in the winners bracket game the following day (May 17). VSC ace, Pat Arnett, however, had other ideas, and aided by Jerome Register's hitting, and the great defense of Sam Bowen, set the Hawks down, 5-2. The game was tense from start to finish, as dug-out players from both teams seldom took a seat.

VSC faced Columbus in the finals. The Cougars had fought their way through the losers bracket (wins over West Georgia 9-7, and Shorter 6-0), after an initial round loss to Shorter, 2-1. It took 13-innings, but VSC out-lasting a good Cougar effort, 4-3, to advance to elusive, Knoxville for the fifth straight year.

Starter, Andy Hassell was the victim of some sharp Columbus hitting, and some shoddy Blazer defense. He exited in favor of Marty LeFiles, in the third, down 1-0. LeFiles pitched 10.2-innings of great relief, as VSC rallied behind Gene Felts, tourney record, 5-hits, for a 4-3 win. Bowen's shot off the third-sackers leg scored Bobby Tripp with the winning score.

May 16 at Valdosta, Ga.

	123	456	789	R	H	E
Valdosta State	000	001	623	--	12	16-2
West Georgia	100	001	000	--	2	8-4

Daney & Sumner; Brittian, Henshaw (7), Byrd (9) & Williams. WP: Daney (7-5), LP: Brittian (4-1) ...
 (Tripp 2x4; Felts 3x5, HR, 2-rbi's; Jones 3x6, 2-rbi's; Bowen 2x3; Register 2x6, 2b, 3-rbi's; Fields HR, 2-rbi's)

May 17 at Valdosta, Ga.

	123	456	789	R	H	E
Valdosta State	200	010	002	--	5	5-0
Shorter	001	000	100	--	2	7-5

Arnett & Sumner; Robbins & DeFoor. WP: Arnett (7-2), LP: Robbins (4-1)

May 18 at Valdosta, Ga.

	123	456	789	101112	13	R	H	E
Columbus	100	200	000	0 0 0	0	--	3	12-4
Valdosta State	000	000	210	0 0 0	1	--	4	18-3

Dalton, Chadwick (7), Carroll (11) & Chaffer; Hassell, LeFiles (3) & Sumner. WP: LeFiles (7-0), LP: Carroll (3-4) ... (Sumner 2x7; Tripp 2x7; Felts 5x7, 2b; White 2x5; Fields 2x5; Arnett 2x6)

District Totals:

(Felts, lf 16-9, .563; Bowen, cf 11-4, .364; White, 3b 9-3, .333; Spruill, 3b 3-1, .333; Register, rf 17-5, .294; Fields, ss 14-4, .286; Tripp, 2b 16-4, .250; S. Jones, 1b 16-4, .250; Arnett, p-dh 10-2, .200; Sumner, c 17-3, .176)

(LeFiles 1-0, 0.81; Arnett 1-0, 2.00; Daney 1-0, 2.00; Hassell 0-0, 3.86)

Valdosta State entered their fifth consecutive Area tournament at Knoxville, with the most confidence since 1969. They also got a break when they drew the State College of Arkansas in the first-round; that meant that tourney co-favorites, Birmingham Southern and David Lipscomb had to meet early.

The Blazers brushed by the Bears, 11-0, as Lee Daney pitched a strong 3-hitter, and got 18-hits from his teammates. Included was Frank Sumner's first home-run of the season, and two deep triples by Sam Bowen. Lipscomb beat Southern 7-4, to set the stage for one of the most important games in VSC history.

Coach Thomas sent "ace" Pat Arnett to the mound, while the Bisons opted for freshman, flame-thrower Bo McLaughlin (now with the Houston Astros). The game was a classic, as McLaughlin set down VSC with the fast-ball, and Arnett used the quick-pitch and the spitter to stay in contention. The only scoring threat by either team came in the sixth, when Lipscomb got a single to right, with men on first, and second, with two out. Right-fielder Jerome Register loped-in, fielded the ball on the run, and threw a strike to catcher Sumner. Plate umpire Shorty Hatfield (yes, the infamous Hatfield of '69) hesitated on the bang-bang call, to let the dust clear. When he thrust his fist in the air, the entire Bison bench exploded in indignation.

Going into the bottom-of-the-ninth, the score remained 0-0. With one-out, All-American Gene Felts singled, but was forced at second by Sam Bowen. Coach Thomas called time-out, and talked to Sam. Everyone in the ball-park knew that the Brunswick, Ga., super-star was going. On the first pitch to Jerome Register (the next hitter), Bowen headed to second. Dennis, the Lipscomb catcher, moved to throw, and Register simply tipped him in the back of his catcher's helmet, with his bat. The throw bounced behind the pitcher's mound, and Bowen was easily safe. Dennis, and Bison coach, Ken Dugan, argued violently with umpire Hatfield, but the veteran man-in-blue, said "play-ball." Jerome slammed a high drive toward center, on the next delivery, and when the ball caromed off the 415-mark, the Blazers erupted in joy. The hit had clutch written all over it, in the dramatic 1-0 win.

Southern ousted Lipscomb that evening, and prepared to meet the Blazers, the next day, for a trip to Phoenix, Ariz., and the NAIA Nationals. It appeared early, that VSC would end the suspense in the first game, as Daney was rolling along with a 3-1 lead, going into the fifth. Pitching with only a day's rest, Lee suddenly got wild, and ace-reliever, Marty LeFiles came to the rescue. Unfortunately, Marty gave up two quick singles, and made an error on an attempted pick-off (it was the first time that anyone scored off LeFiles, in the inning that he relieved, all year).

Southern battered three other VSC hurlers in the late innings, and won 10-8. Gene Felts, and Register hit homers in an aborted ninth-inning comeback, but the Blazers had to depend on a second game victory to carry them skyward. The second game was scheduled for 30-minutes later, but it appeared that rain may end the tourney, as the sky became very dark. If the second game was rained-out, Southern would be declared champions, by virtue of its 3-1 mark, as compared to VSC's 2-1 log.

Sam Bowen took the hill for VSC, as the dark clouds rolled-in, and served

notice as to his ability, by striking-out the side, in the first. While Sam was mowing down the opponents (10 in the first-4-innings, and 17 over-all), VSC just couldn't mount an offense. It took a triple by Bowen in the sixth (he later scored on a wild-pitch), to give the game its final 2-0 score, and the Blazers their first-ever National tournament trip.

A side-light to the great win, was Frank Sumner's constant conversation with the home-plate umpire. Frank related, in glowing terms, the attributes of VSC's four, beautiful bat-girls, and promised the ump an invitation to the post-game celebration party, if the Blazers won. Did it do any good-- in the seventh, with two-out, and a man on first, Bowen threw a fast ball (on a 2-2 count) that missed, outside, by six-inches. "Strike-three," the umpire yelled, saying to Frank, as the stocky, catcher headed for the dug-out, "He wouldn't have hit it anyway."

May 23 at Knoxville, Tenn.

	123	456	789	R	H	E
Valdosta State	021	160	100	--	11-18-3	
State College of Arkansas	000	000	000	--	0-3-0	

Daney, Bowers (8) & Sumner, Branam (8); Raney, Thomas (5), Franks (5) & Beene. WP: Daney (8-5), LP: Raney (7-3) ... (Sumner 2x4, HR; Felts 3x5, 2b; Bowen 3x5, 2b, 3b, 3b; Register 2x2, 3b, 2-rbi's; Fields 3x5, 2-rbi's; Jones 2-rbi's)

May 25 at Knoxville, Tenn.

	123	456	789	R	H	E
David Lipscomb	000	000	000	--	0-6-2	
Valdosta State	000	000	001	--	1-4-1	

McLaughlin & Dennis; Arnett & Sumner. WP: Arnett (8-2), LP: McLaughlin (9-5) ... (Register 2b, rbi)

May 26 at Knoxville, Tenn.

	123	456	789	R	H	E
Valdosta State	200	010	203	--	8-10-3	
Birmingham Southern	000	135	01x	--	10-13-4	

Daney, LeFiles (5), Chadwick (5), Bowers (6), Hassel (8) & Sumner; Yeomans, Wilson (5) & Goss. WP: Wilson (5-1) ... (Felts 2x5, HR; Register 3x5, HR, 4-rbi's; Jones 2-rbi's) LP: Daney (8-5)

May 26 at Knoxville, Tenn.

	123	456	789	R	H	E
Birmingham Southern	000	000	000	--	0-5-1	
Valdosta State	000	002	00x	--	2-4-0	

Hatchett & Goss; Bowen & Sumner. WP: Bowen (2-2), LP: Hatchett (10-2) ... (Bowen 2x4, 2b, 3b)

Area Totals:

(Spruill, 3b 1-1, 1.000; Register, rf 13-6, .462; Felts, lf 16-7, .438; Bowen, cf 16-6, .375; Fields, ss 15-5, .333; Sumner, c 15-3, .200; Tripp, 2b 14-2, .143; White, 3b 14-2, .143; Arnett, p-dh 6-1, .167; Golden, dh 6-1, .167; Jones, 1b 16-2, .125; Starling, of 4-0, .000; Branam, c 2-0, .000)

(Bowen 1-0, 0.00; Arnett 1-0, 0.00; Bowers 0-0, 0.00; Hassell 0-0, 0.00; LeFiles 0-0, 0.00; Daney 1-1, 2.45; Chadwick 0-0, 36.00)

The trip to Phoenix, and the NAIA World Series, marked the first time that a Valdosta State baseball team ever flew, to a game. It also marked the first time in the school's history that a player refused to make a trip. Pitching ace, Lee Daney gave a solid "no," because he felt that he wasn't appreciated by his teammates, and also the school wouldn't pick-up the tab for his wife's trip. His absense might have cost the Blazers the National championship.

It left VSC with only Arnett, as a solid starter; Marty LeFiles as the only true reliever, and would force Bowen to throw immediately after the team's first loss. Coach Thomas had planned to pitch Daney against opening opponent, Phillips, come back with Arnett (probably against U.S. International; formerly California Western), and hopefully throw Sam under the arcs, in the winners bracket final.

Phillips threw a wrench into the Blazer plans, as they won a 4-3, cliff-hanger, in the first-round. Arnett pitched a fine game, but was victimized by erratic infield play, as Steve Jones made two errors (and a run-scoring mental mistake), and Terry Fields bombed a double-steal throw, to give the Haymakers an early 3-0 margin. Jones made up for his two RKI's (runs-kicked-in), with two RBI's, while Gene Felts added two hits. Felts also threw a strike to the plate in the ninth, after the third consecutive single off Arnett (after two were out), but the runner was ruled safe, to throw the Blazers into the losers bracket.

Bowen got the nod the next day, and simply overwhelmed Malone, with a one-hitter, in a 2-0 win. The only hit off Sam was a one-hopper back to him, toward the left-side of the mound. He slipped, however, on the freshly watered sod, fell down, and couldn't throw. Terry Field delivered a bases-loaded, two-out single, in the second, for the Blazers only offense.

Hometown Grand Canyon, was the next opponent, and VSC won a 10-8 thriller, but not after some anxious moments. Starter Andy Hassell saw catcher Frank Sumner drop a major-league pop-up, in the first, and took a quick shower. Marty LeFiles came in relief, and pitched five strong innings (to gain the win; his eighth of the year, against no losses), but exited in favor of Dan Chadwick in the sixth. Chadwick stayed until the ninth, but the "Old-Man," Pat Arnett, had to be called upon, in the ninth, with the bases loaded, and no one out. Pat put out the fire, and VSC advanced to the semi-finals. An inside-the-park homer by Bowen, 3-hits by Felts (including 3-rbi's), and Bobby Tripp sparked the win.

USIU remained undefeated, as they ripped UWis-Oshkosk, in the other semi, and VSC met Eastern Connecticut for the right to meet the Westerners. Coach Thomas went with his ace, Arnett, while Eastern threw John Caneria (who had, like Arnett, pitched in two previous games). Caneria pitched a brilliant game, striking out 12, but Pat pitched equally great. Eastern scored in the second, when a rising-line-drive was lost in the sun, by Bowen. In the sixth (after VSC had tied it on a Steve Jones double), a two-out, routine, ground-ball hit a pebble, and bounced over Tripp's head, at second, for a 2-1 Eastern lead.

The Blazers rallied on an Arnett hit in the seventh, and saw a great chance to go ahead stolen, in the eighth, as Felts was called-out at first, on a sure hit to deep short. Eastern won it in the bottom-of-the-ninth, on three consecutive singles, after two were out. VSC ended the season with a sparkling 43-14 record.

June 1 at Phoenix, Ariz.

	123	456	789	R	H	E
Valdosta State	000	110	010	--	3-9-4	
Phillips	012	000	001	--	4-9-0	

Arnett & Sumner; Frolin, Werther (8) & Lloyd. WP:
 Werther (7-3), LP: Arnett (8-3) ... (Felts 2x4; Jones
 3x4, 2-rbi's)

June 2 at Phoenix, Ariz.

	123	456	789	R	H	E
Malone	000	000	000	--	0-1-3	
Valdosta State	020	000	00x	--	2-6-1	

Zupaníc & Karzan; Bowen & Sumner. WP: Bowen (3-2),
 LP: Zupaníc (5-5) ... (Fields 2-rbi's)

June 3 at Phoenix, Ariz.

	123	456	789	R	H	E
Valdosta State	040	201	030	--	10-14-3	
Grand Canyon	300	101	003	--	8-12-5	

Hassell, LeFiles (1), Chadwick (6), Arnett (9) &
 Sumner; Schiekcl, Berhle (2), Stidham (6) & Richards.
 WP: LeFiles (8-0), LP: Schiekcl (3-1) ... (Sumner 2x5,
 2b, 2-rbi's; Felts 3x5, 3b, 3-rbi's; Tripp 3x5; Bowen
 HR, 2-rbi's; Fields 2x5; Arnett 2x5)

June 4 at Phoenix, Ariz.

	123	456	789	R	H	E
Valdosta State	000	010	100	--	2-6-4	
Eastern Connecticut	010	001	001	--	3-11-2	

Arnett & Sumner; Caneria & Kennon. WP: Caneria
 (10-3), LP: Arnett (8-4) ... (Jones 2x3, 2b)

World Series Totals:

(Jones, 1b 16-8, .500; Felts, 1f 17-7, .412; Arnett, p-dh 12-4, .333;
 Tripp, 2b 16-4, .250; Bowen, cf-p 12-3, .250; Sumner, c 18-4, .222;
 Fields, ss 16-3, .188; White, 3b 12-1, .083; Register, rf 15-1, .067;
 Spruill, 3b 3-0, .000; Golden, of 4-0, .000)

(Bowen 1-0, 0.00; Arnett 0-2, 2.46; LeFiles 1-0, 3.60; Chadwick 0-0,
 7.83; Hassell 0-0, 12.86)



1974 TOURNAMENTS NCAA REGIONAL & NCAA WORLD SERIES

After Valdosta State had won the first-ever South Atlantic Conference title (16-2), and rolled-up the best record in the school's history (35-10), the Blazers were immediately given the number-one seed in the NAIA District-25 tournament. The tourney was to be held in Rome, Ga., with Shorter as host, and also included Columbus, and Georgia Southwestern.

But 1974 was VSC's first year in the NCAA (they were actually dual; belonging to both the NAIA and NCAA), and while they were not ranked in the NCAA poll, they did hold the number-two ranking in the NAIA voting. The Blazers had attracted national attention with victories over Georgia Southern and Florida State, and the NCAA selection committee was attempting to find "another" team to fit into the South Atlantic Regional, along with Florida Southern (ranked-2), Eckerd (ranked-5), and Rollins (ranked-6). Last year these three teams had been joined by Umd-Baltimore, but that foreigner had been less than impressive, dropping two straight games by lopsided margins.

Once the NCAA committee had ascertained that Sam Bowen was eligible for NCAA post-season competition (Sam would have been ineligible for 1973 participation, had VSC been in the NCAA), a bid was offered to the Blazers. Coach Tommy Thomas, and Athletic Director Bill Grant, decided to accept, and VSC was headed for Lakeland, Fla., rather than Rome.

The Lakeland tourney exuded the same kind of "class" that the NAIA World Series had in 1973 (NAIA District and Area tournaments seemed rather dingy). The field was major league, the practice facilities great, and the air brimming with enthusiasm. But VSC had a problem-- hitting. The Blazers had been in a horrendous slump, at the tail end of the season, and as they prepared to meet Rollins, this was on everyone's mind.

Coach Thomas nominated freshman, phenom, Steve McDiffitt to face the Tars, and the New Martinsville, W.Va., native was given an early 7-0 lead by his teammates. But prosperity was too much for McDiffitt to handle, as Rollins exploded for four, third-inning scores, to narrow the margin. Coach Thomas called upon "old faithful," Marty LeFiles, and the senior, reliever held the Tars at bay, as VSC erupted for a 13-6 win. The Blazers blasted 16-hits, including three by Dan Darden, Jerome Register, and Darrell Branam; but none was more important than a seventh-inning double by Dan Alford, that sparked a 6-run, uprising, to put the game out of reach.

Eckerd upset Florida Southern in the other first-round game, and the two underdogs met in the winners bracket final. Bill Petty (10-1) got the nod for VSC, but was promptly nailed for four, first-inning runs. Wildness, and infield hits, that seemed to have eyes, were his undoing. Coach Thomas, stuck with him, however, and Petty threw goose-eggs for the remainder of the game. Runs were VSC's problem, and it wasn't until the seventh that the Blazers unloaded, taking a 5-4 lead. A six-run eighth, put the Tritons away for good, and VSC had an 11-4 win. The hitting, once unleashed, was remarkable. The "good-guys" showered the Detroit Tigers, spring training site with extra-base-hits, the likes of which this NCAA Regional had never seen. Darden, Register, and Gene Felts blasted 3-hits each, in the 13-hit attack.

Rollins eliminated Southern, and then Eckerd stopped Rollins, to make it a Blazer-Triton final. VSC had to win one, to advance to Springfield, Ill., and the NCAA World Series. In the opener, Darden, Steve Sumner, and Branam helped the Blazer cause, behind the fine, relief work of LeFiles, as VSC spurted to a 5-2 lead after six-frames. Poor defense, and ineffective relief (LeFiles exited after he too, contributed an error), let Eckerd tie the game in the seventh, and win an 8-5 decision, with three, eighth-inning runs.

Coach Thomas had but one decision to make, in the finals, and that was actually already made-- throw Sam Bowen. Sam did not relish pitching, but always agreed to do so, for the good of the team. Ralph Starling would assume and outfield slot, which meant designated-hitter, Darden (8x12 in the tourney) would not play. Also, Thomas inserted Marty Bishop at third, in place of Steve Sumner (4x11, .364). Sumner and Bishop had shared playing time throughout the regular season, and Thomas felt that it was Marty's turn.

Of the three line-up changes, Bowen's was the most significant. The fire-balling, righty simply over-powered Eckerd, as VSC blasted to a convincing 15-3 win. The Tritons felt confident, although they had no front-line pitching; it was their feeling that VSC had no pitching at all left. Bowen solved that mystery, as he threw two-fast balls, and an off-the-table-curve to the first Eckerd hitter, for a "K." In the bottom-of-the-first, Pete Reeves walked, and Sam hit a 410-foot shot to left, for a 2-0 lead, and VSC was on its way.

The game was tense, however, because it was for all the marbles. Leading 7-1, in the sixth, Bowen and Gene Felts hit back-to-back triples, and Darrell Branam and Moose Greenhalgh blasted back-to-back doubles, and VSC coasted home. Vince Musashe caught the last-out, and the Blazers celebrated their first-ever NCAA success. Their hitting had been sensational-- 54-hits that produced, 44-runs. Seven regulars hit over .300 in the tournament, and the team hit .375 (a school record). Bowen had the distinction of being named All-Tournament outfielder, pitcher, and Most-Valuable-Player.

In the middle of the 8-5 loss to Eckerd, a St. Petersburg, Fla. newspaperman said to Steve Roberts, "Just think; those two teams are killing themselves trying to get to Springfield, Ill.; what a joke." The significance of that statement hit home, when VSC journeyed to Lincoln's capitol city. If you think Southern Air Lines is frightening, try Ozark. You actually step down to get on the plane. Once the team got in Springfield, they found they were staying in a Lutheran Seminary. Trying to keep them happy there was Coach Thomas' first problem-- he wasn't successful, as the team moved to a \$100-a-day (for the entire group) all you can sleep, motel. The rooms were about as big as a small suitcase.

To complicate the problems, the team had no transportation, and eating (or finding a place to eat) was a thrill-a-minute. The most important thing for Thomas, however, was to keep the Blazer hitting edge, and he found the practice facilities completely inadequate. VSC was assigned to a Little League field, and an hour before their first-game, Darrell Branam hit a batting-practice screamer back at Thomas. The veteran coach made a great stop, but it was in an area of his body that "smarts" a bit. The diagnosis by one of Springfield's eminent M.D.'s was that Thomas was suffering from a bad case of the "swollen nuts." (We all guessed that).

VSC was matched against another Southern power, New Orleans, in the first-round, and Thomas went with McDiffitt (he didn't actually say McDiffitt, but just nodded in pain, when the pitcher's name was mentioned). The freshman just didn't have it, and VSC was behind 3-0, after one. Bowen hit a three-run triple in the second, but Steve hit the pines, after New Orleans erupted for five-runs in the fourth. Moose Greenhalgh's homer brought VSC within one, at 8-7, in the fifth, but the Blazer relievers couldn't hold the Privateers, and VSC fell to a final 13-9 count. Bowen had three-hits, and Jerome Register two.

Coach Thomas was recovered enough to take the coaching lines, for the next day's (June 2) game, and nominated Bill Petty for the start. Petty pitched a great game against losers bracket opponent, New Haven, but got no offensive support in a 1-0 loss. Only Bowen provided any punch (2-hits) as the Blazers left the bases loaded twice, and men on second-and-third once. Very strong UCalif-Irvine won the

Nationals, beating New Orleans in the finals. The Blazers, however, were rated second in the final NCAA National poll, conducted just prior to the tourney.

VSC ended the year with an impressive 38-13 mark, and Sam Bowen was named first-team, NCAA All-American. Coach Thomas recovered too, but still has a fear of white objects, that fly swiftly toward his body.

NCAA REGIONALS

May 24 at Lakeland, Fla.

	123	456	789	R	H	E
Rollins	004	020	000	--	6-12-3	
Valdosta State	160	000	60x	--	13-16-3	

Lorenz, Benson (2), Anderson (7), Poropatich (7) & Goetz; McDiffitt, LeFiles (4) & Branam. WP: LeFiles (2-2), LP: Lorenz (9-6) ... (Darden 3x5; Register 3x4, 2b, 3-rbi's; Branam 3x4, 2-rbi's; Alford 2b, 2-rbi's; Sumner 2x5; Greenhalgh 2x4, 2-rbi's)

May 25 at Lakeland, Fla.

	123	456	789	R	H	E
Eckerd	400	000	000	--	4-10-2	
Valdosta State	001	001	36x	--	11-13-1	

Gordon, Cipriano (7), Marshall (8) & DiNoble; Petty & Branam. WP: Petty (11-1), LP: Gordon (10-4) ... (Darden 3x4, 2-rbi's; Bowen 2x5, 3b, 3-rbi's; Felts 3x4; Register 2x3; Greenhalgh 2x4, HR, 2-rbi's)

May 26 at Lakeland, Fla.

	123	456	789	R	H	E
Valdosta State	004	001	000	--	5-9-4	
Eckerd	110	000	33x	--	8-10-1	

Bowers, LeFiles (2), Darden (7), Chadwick (7), Parsons (8) & Branam; Cipriano, Gordon (3) & DiNoble. WP: Gordon (11-4), LP: Chadwick (3-3) ... (Darden 2x3; Branam 2-rbi's; Sumner 2x4)

May 26 at Lakeland, Fla.

	123	456	789	R	H	E
Eckerd	010	000	002	--	3-9-4	
Valdosta State	204	014	22x	--	15-16-1	

Marshall, Johnson (3), Gallo (6), Cioffi (7) & DiNoble; Bowen & Branam. WP: Bowen (2-1), LP: Marshall (1-1) ... (Bowen 2x4, 3b, HR, 3-rbi's; Felts 2x6, 3b; Branam 4x5, 2b; Greenhalgh 3x5, 2b, 5-rbi's; Bishop 2b, 2-rbi's; Alford 2b, 2-rbi's)

Regional Totals:

(Darden, dh 12-8, .667; Branam, c 15-8, .533; Greenhalgh, 1b 16-8, .500; Parsons, ss 2-1, .500; Register, rf 12-5, .417; Starling, rf 5-2, .400; Sumner, 3b 11-4, .364; Bowen cf-p 18-6, .333; Bishop, 3b 3-1, .333; Felts, lf 16-5, .313; Alford, 2b 16-4, .250; Reeves, ss 16-2, .125; Hahn, ph 1-0, .000; Roquemore, ph 1-0, .000)

(Parsons 0-0, 0.00; Darden 0-0, 0.00; LeFiles 1-0, 2.61; Bowen 1-0, 3.00; Petty 1-0, 4.00; Bowers 0-0, 5.39; McDiffitt 0-0, 10.81; Chadwick 0-1, 13.53)

NCAA WORLD SERIES

June 1 at Springfield, Ill.

	123	456	789	R	H	E
Valdosta State	030	040	020	--	9-	8-0
New Orleans	300	520	30x	--	13-	15-0

McDiffitt, LeFiles (4), Parsons (4), Chadwick (5) & Branam; Kieffer, Mills (8) & Miller. WP: Kieffer (14-0), LP: McDiffitt (5-1) ... (Bowen 3x4, 2b, 3b, 4-rbi's; Register 2x4; Greenhalgh HR, 3-rbi's)

June 2 at Springfield, Ill.


	123	456	789	R	H	E
Valdosta State	000	000	000	--	0-	8-1
New Haven	000	001	00x	--	1-	6-1

Petty & Branam; Pulit, Powers (8) & Menswar. WP: Pulit (9-1), LP: Petty (11-2) ... (Bowen 2x4)

World Series Totals:

(Bowen, cf 8-5, .625; Register, rf 7-3, .429; Musashe, 2b 5-2, .400; Branam, c 8-2, .250; Greenhalgh, 1b 9-2, .222; Darden, dh 8-1, .125; Felts, lf 8-1, .125; Bishop, 3b 2-0, .000; Sumner, 3b 4-0, .000; Alford, 2b 4-0, .000; Reeves, ss 5-0, .000)

(Petty 0-1, 0.00; Chadwick 0-0, 8.11; Parsons 0-0, 13.53; McDiffitt 0-1, 15.00; LeFiles 0-0, 81.00)



Dan Darden (22) as an early season pitcher.

1975 TOURNAMENT NCAA REGIONAL

Valdosta State hit a late regular season slump, that cost the South Atlantic Conference championship, and the "slump" lasted into the NCAA Regionals. The Blazers were rated tenth-in-the-nation, going into the South Atlantic Regional, but the field had to be extended to a six-team affair, to accommodate conference champion Columbus, VSC, the three Florida regulars (Rollins, Southern, and Eckerd), and Lynchburg (Va.).

The Blazers drew Florida Southern, under the arcs, and were soundly thrashed 6-0. Starter Bill Petty, and reliever Bill Parsons, gave-up only six hits, but four were for extra bases. The Blazers were held to six-scattered safties, and never threatened.

The tournament ended the next day, as rival Columbus, behind Mike Franklin's grand-slam, off McDiffitt, beat VSC, 5-2. The "good-guys" left base runners stranded all day, as the season seemed to flash-by in that one nine-inning encounter. The Blazers finished the year with a 36-17 record, but came up short, as they failed to win a tournament for the first time since 1968.

May 19 at Lakeland, Fla.

	123	456	789	R	H	E
Valdosta State	000	000	000	--	0-5-0	
Florida Southern	020	103	00x	--	6-6-1	

Petty, Parsons (4) & Branam; Parowski & Rankin.
WP: Parowski (6-4), LP: Petty (7-6) ... (Viers 2x4, 2b)

May 20 at Lakeland, Fla.

	123	456	789	R	H	E
Columbus	004	000	100	--	5-8-3	
Valdosta State	000	000	002	--	2-8-1	

Wright & Bailey; McDiffitt & Balboni. WP: Wright (11-5), LP: McDiffitt (5-5) ... (Sumner 2x5)

Regional Totals:

(Alford, 2b 5-2, .400; Foran, rf 7-2, .286; Sumner, 3b 8-2, .250; Taylor, ss 8-2, .250; Viers, lf 8-2, .250; Branam, c 5-1, .200; Balboni, c-dh 7-1, .143; Darden, cf 9-1, .111; Greenhalgh, 1b 6-0, .000; Reeves, 2b 1-0, .000)

(McDiffitt 0-1, 4.00; Parsons 0-0, 5.40; Petty 0-1, 9.00)

1977 TOURNAMENTS NCAA REGIONAL & NCAA WORLD SERIES

The 1977 team had to fight for everything that they got, and the South Atlantic Regional tournament was no different. After wresting the South Atlantic Conference championship away from Columbus, on the last day of the regular season, VSC had to hit their way to the South Atlantic Conference tournament title, over West Georgia. The Blazers entered NCAA action with a fine 41-13 mark.

Besides the "good-guys," Columbus, West Georgia, and Randolph-Macon (Va.) made their way to Blazer Field for the series. '77 was to be the first year of eight-regions in NCAA Division II baseball, and the new South Atlantic Region excluded Florida, and contained the states of Georgia, North Carolina, South Carolina, and Virginia. Most teams in the region were NAIA affiliated, and it was difficult to find quality opponents outside the SAC. Thus while VSC coach, Tommy Thomas objected to the presence of rivals Columbus, and West Georgia in the tourney, their records indicated that they deserved the honor.

What disturbed Thomas was that this would be the third chance that the Braves and Cougars had to dis-lodge VSC. And to complicate matters, the NCAA National Office rated Randolph-Macon second in the tourney, which meant that VSC would meet Columbus in the first round. As it turned out, the Virginia school was battered by West Georgia 12-5, and Columbus 12-1, in the first two rounds.

And speak of battering; the Blazers bombed Columbus 18-3, in that first game, behind a 20-hit attack, and the spirited pitching of Steve McDiffitt. Sal Amadeo had four hits, but was out-done by Craig Viers, as the Crown Point, Ind., outfielder had 5-hits, and a school record tying 7-rbi's. VSC jumped to a 12-0 lead after five-and-a-half innings, and the rout was on.

The Blazers moved confidently into the winners bracket, against West Georgia, and were promptly shocked 4-3, in 10-innings. Brad Campbell pitched a great game for the Braves, but was matched by Richard Sullivan, until the tenth (one pitch, that a 2-run homer, kept Sully from the win). Richard had been given new life in the bottom-of-the-ninth, by a clutch RBI single off the bat of Ken Smith, but got into tenth inning trouble. Enter hero (from the SAC tourney), reliever Chuck Beale, who promptly game up a run-scoring hit. VSC couldn't rally in the bottom of the inning, and were faced with beating Columbus for the fourth time, in six tries.

Blazer bats lay silent until the seventh, against the Cougars (who led 1-0). Four Columbus errors, three VSC hits, and a walk produced four runs and a "good-guy" win (4-1). Freshman Jimmy Wall pitched well, and got great ninth-inning help from Beale, to send VSC to the finals.

Valdosta State had to defeat West Georgia twice on Sunday (May 15), and a large, enthusiastic, home-town crowd was on hand to see if it could be pulled off. It almost wasn't given a chance, as the first-game, VSC starter, Dale Leach, allowed four first-inning runs, and was in constant trouble, before being relieved by Beale, in the fourth. Charlie, with help from Sullivan in the seventh, held West Georgia at bay, while Amadeo (4-hits), and Viers combined for 6-rbi's (three each), in a tense 9-6 win.

The veteran Bill Petty was waiting in the wings to throw the finale, and a gem was needed, "for justice to be served." Petty threw the gem, but some other heroics were needed to over-come the splendid mound work of Brave hurlers Bill Taylor, and Campbell. VSC scored first, in the fifth, as Amadeo ripped a Taylor pitch, 385 feet, over the left-field fence, for a 1-0 lead. Petty gave up his only walk, with two-out in the sixth, and disaster struck. The next Brave batter hit a single down the left-field line, which outfielder Billy Fortenberry let get

by him. Fortenberry slipped as he ran to the fence, and caught his foot in the bottom chain-link. One run-scored, and the hitter ended on third. On the next pitch, the Brave batter hit a slow, routine roller to first-baseman Bruce Fowler. Fowler charged and the ball hit his glove, caroming off, for an error, and another run scored. No more damage resulted, but VSC was down 2-0, and Taylor was sporting a fine two hitter.

When Taylor gave VSC its third hit in the seventh, West Georgia coach, Archie White brought in Campbell, and the righty squashed the threat. Petty put the Braves down in the eighth and ninth, but it appeared that the damage was done. The Blazers entered the bottom-of-the-ninth with hope, and confidence, but the probability was not there.

Skip Fite was the first hitter, and he crouched low, "over the plate," and Campbell threw him four, consecutive balls. "Could it be done; It certainly deserved to be, since VSC had defeated West Georgia in five, of seven previous meetings." Craig Viers was the next Blazer batter, and playing the percentages, Coach Thomas had him bunt. Viers fouled off the first attempt, took a ball, and then fouled off another try. With Cecil Whitehead on deck, players were now hoping that Craig just wouldn't hit into a double-death.

What he did do, stands out in VSC memories; much like your first----- milk shake. He hit a beautiful two-run homer. It was barely fair, and barely over the fence, but it did the job. To say absolute bedlam erupted would be to put it quite mildly. The recipient of the 3-2 win, Petty, may have been the happiest person at the scene, but that would be contested by several hundred players, fans, and coaches.

Viers went 11x19 in the tourney, with 13-rbi's, and was a unanimous choice for Regional MVP. Whitehead, Amadeo, Fite, Petty, and McDiffitt joined him on the team. It was much like 1974; a hell of a fight to go to Springfield, Ill.

NCAA REGIONAL

May 13 at Valdosta, Ga.

	123	456	789	R	H	E
Valdosta State	006	501	033	--	18	20-2
Columbus	000	003	000	--	3	10-4

McDiffitt & Whitehead; Prather, Stonica (4), Blair (8) & Hall. WP: McDiffitt (10-0), LP: Prather (9-3)
 ... (Fite 2x5; Whitehead 2x5, 2b, 2-rbi's; Amadeo 4x6, 2b, 3-rbi's; Viers 5x6, 2b, 3b, 7-rbi's; Fowler 3x6, 2b, 3b, 2-rbi's; Griffin 2x4)

May 14 at Valdosta, Ga.

	123	456	789	10	R	H	E
West Georgia	100	000	200	1	--	4	9-3
Valdosta State	000	002	001	0	--	3	9-2

Campbell & Fite, Sprewell (6); Sullivan, Beale (10) & Whitehead. WP: Campbell (9-4), LP: Sullivan (7-3)
 ... (Viers 3x4; Whitehead 2-rbi's; Fowler 2x4)

May 14 at Valdosta, Ga.

	123	456	789	R	H	E
Columbus	001	000	000	--	1	4-5
Valdosta State	000	000	40x	--	4	7-1

Fox, Betsill (7) & Hall; Wall, Beale (9) & Whitehead.
 WP: Wall (8-1), LP: Fox (3-2) ... (Fite 2x4)

May 15 at Valdosta, Ga.

	123	456	789	R	H	E
Valdosta State	004	041	000	--	9-13-4	
West Georgia	400	000	110	--	6-11-1	

Leach, Beale (4), Sullivan (7) & Whitehead; Ayers, Taylor (3), Criswell (5) & Fite. WP: Beale (2-2), LP: Criswell (5-2) ... (Viers 3b, 3-rbi's; Whitehead 2x3, 2b; Amadeo 4x5, 3-rbi's)

May 15 at Valdosta, Ga.

	123	456	789	R	H	E
West Georgia	000	002	000	--	2-8-0	
Valdosta State	000	010	002	--	3-4-3	

Taylor, Campbell (7) & Fite; Petty & Whitehead. WP: Petty (7-2), LP: Campbell (9-5) ... (Viers HR, 2-rbi's; Amadeo HR)

Regional Totals:

(Viers, rf 19-11, .579; Amadeo, cf 22-9, .409; Fowler, 1b 22-8, .364; Whitehead, c 19-6, .316; Fite, 2b 21-6, .286; Griffin, 3b 16-4, .250; Smith, dh 8-2, .250; Shuman, ss 11-2, .182; Fortenberry, lf 19-3, .158; DeMersseman, dh 17-2, .118; Maini, 3b 2-0, .000)

(Petty 1-0, 0.00; Leach 0-0, 0.00; Wall 1-0, 1.08; Beale 1-0, 1.59; McDiffitt 1-0, 2.00; Sullivan 0-1, 3.18)

Valdosta State ended fourth in the final National Poll, but had the misfortune to be matched with number-1 Eckerd, in the first-round of the Nationals. Pairings are made years in advance, thus it was chance that matched two of the country's top rated clubs. It was not chance, however, that saw seven All-Americans on the field, in Joe Lefebre (centerfield), Steve Balboni (first-base), Kerry Freedman (pitcher) of Eckerd (all first-team), and Craig Viers (first-team), Steve McDiffitt, Cecil Whitehead, and Skip Fite (all second-team) of VSC.

Coach Thomas went with his ace (McDiffitt, 10-0), and Eckerd, mentor Bill Livsley countered with his ace (Freedman, 11-0). As expected, the game was a classic pitcher's match-up. VSC got four hits (entering the game with a .318 team average), and Eckerd got three (with a .332 team average). Although Freedman pitched a crafty contest, McDiffitt was superior, as he pitched one of the finest tournament games in VSC history. The only problem for the good-guys was that they got beat, 2-1. Two of the Triton's hits were homers (by Lefebre and Balboni), and no Blazer hit produced a run.

Freedman was cunningly wild, and VSC was a swinging team. Sal Amadeo doubled in the fifth, went to third on an out, and after a 45-minute rain delay, scored on a wild pitch, for the Blazers only tally. Not that VSC didn't have other chances. In the eighth, Craig Viers came to bat, with two out and the bases loaded. Freedman had thrown seven, consecutive balls, and although Coach Thomas was aware of the wildness, he hesitated in giving the veteran, All-American the "take." Viers swung at the first pitch (it was high and outside), and fouled it to the left-side, where the Eckerd third-sacker reached into the stands, and caught it for the third out.

In the ninth, the Blazers again loaded the sacks, but Ken Smith hit a one-

blazer baseball

hopper back to Freedman, and VSC suddenly found themselves in the losers bracket.

An added footnote, has to be added; that in regard to the umpiring. The ball and strike calls were pathetic both ways, and an inning ending "out-call" against Bill Petty, defies all imagination. The Nationals is supposed to be a class event, but more dignified, and competent callers could be found in the Knights of Georgia at 3:00 AM.

VSC's next opponent was Shippensburg State (Pa.), who had looked very weak in dropping an earlier 6-1 decision to New Haven. That "weak" observation certainly didn't hold true in the Blazer game, however. The teams battled through 12-scoreless innings before Shippensburg broke the drought with a run in the 13th. The score came off reliever Chuck Beale, who had replaced starter, Jimmy Wall in the 11th. Wall pitched well, using a great pick-off moves to get himself out of trouble in three separate innings.

In the bottom-of-the-thirteenth, Billy Tyler (who had spent considerable time in a Springfield massage parlor, the night before) led-off with a pinch-hit single, and the Blazers loaded the bases, with one out. Craig Viers stepped-up and promptly hit a two-foot squibber, which Leslie (the Shippensburg catcher) scooped-up, but rather than stepping on the plate, he moved several steps up the third-base line, toward pinch-runner Chico Alvarez. When Leslie regained his senses, he did step on the plate, and attempted to throw Viers out, for an apparently easy double-death.

But two things happened: 1) when Viers hit the ball, the seam broke (it must have been an extremely weak seam), and Leslie's index finger got caught inside the hide, which made an accurate throw difficult, and (2) Viers ran to first on the infield grass, and bowled over the first-baseman, as he neared first (great job of umpiring). Sal Amadeo scored from second, and Cecil Whitehead then ripped a single up the middle, for the winning run. Reliever Richard Sullivan picked-up the win, after delivering one pitch in the top-of-the-thirteenth.

VSC clobbered UMo-St. Louis the next day (May 30), 11-4, behind the fine relief pitching of Sullivan (who relieved an unusually shakey Bill Petty), and the home-run bats of Ken Smith and Bart Shuman. BART SHUMAN ... Yes, Bart Shuman. The "little-goof," out of Monticello, Fla., hit his first homer ever; YES, EVER, in the fifth, to extend their lead to 8-4. Smith later homered in the same inning, with two on, to provide the final margin.

The Blazers were now one of the final four, and drew UC-Riverside, after the Highlanders had dropped the winners bracket final, 8-2, to Eckerd. Again, the game was a classic; and again, VSC came up short; this time 8-7. Coach Thomas came back with McDuffitt (after two days rest), and the senior, 4-year letterman, was the victim of both questionable calls, and horrible defense.

In the bottom-of-the-sixth, with two-out, and VSC on top, 3-2, a Riverside hitter, bounced a routine grounder to first-sacker Bruce Fowler. Fowler fielded the ball, and tagged the runner. Simple-- not quite. Both the home-plate, and first-base umpires claimed that they were calling the ball fair (it was four-feet fair), and weren't looking for the tag. Their verdict-- safe. The next hitter popped a towering fly toward center, and Amadeo circled once to often, as it dropped for a double. Viers then came dashing in on a line drive to right, but the ball went over his head scoring two runs. McDuffitt then threw a wild pitch (the score shot to 5-3), and issued a walk. Enter Bill Petty, who struck the next Riverside hitter out on three pitches, but the third-strike got away from Cecil Whitehead, and Coach Thomas replaced Petty (with hind-sight, a crucial move), with Beale, to face a right-hander.

Beale's first pitch was rocketed to left-center, with double written all over

it. Somehow, someway, Amadeo made a stabbing, lunging catch, to end the inning. VSC battled back, behind Fowler, and Billy Fortenberry (3-hits each), to take a 6-5 lead into the bottom-of-the-eighth. With Jimmy Wall, now on the hill, and two out, and a man on first, a routine single was hit to left. Fortenberry charged the ball; slipped, and it got past him to the fence, and the game was tied 6-6.

In the ninth, the Blazers scored, as the Riverside second-sacker mis-played a ground-ball off the bat of Sal Amadeo, with the bases loaded. Going to the bottom-of-the-ninth, VSC held a precarious 7-6 lead. The game was lost on the first Highlander hitter. Wall threw a 2-2, change-up, right down the pipe, but the hitter ducked it, and the batter eventually walked (just an example of the great preparation of the Springfield Baseball Committee re: the quality of umps). Two hits scored a run, and Richard Sullivan came into pitch. He walked the first hitter intentionally, and the next batter hit a shot off his glove, and VSC was dead.

While Riverside coach, Jack Smitheran (twice on Arizona State National Championship teams; and an assistant coach with two other ASU National Champions) said the game was the greatest with which he had ever been associated; the reactions of the Blazer players cannot be recored (at least not in a family volumn). The loss left VSC a 4th. place national finish (the best since a third-place NAIA tie, in 1973), and the respect of all their opponents; especially Riverside, which went on to win the championship.

Skip Fite made the All-Tournament team, and five Blazer hitters were among the top-12 in the series; Fite (.417), Fowler (.385), Shuman (.333), Smith (.333), and Whitehead (.313). Wall also was among the top-3 pitchers with a 0.90 ERA.

NCAA WORLD SERIES

May 28 at Springfield, Ill.

	123	456	789	R	H	E
Valdosta State	000	010	000	--	1-4	3
Eckerd	100	000	100	--	2-3	0

McDiffitt & Whitehead; Freedman & Mirro. WP:
Freedman (12-0), LP: McDiffitt (10-1)

May 29 at Springfield, Ill.

	123	456	789	101112	13	R	H	E
Shippensburg State	000	000	000	0 0 0	1	--	1-	8-1
Valdosta State	000	000	000	0 0 0	2	--	2-13	2

Schaff & Leslie; Wall, Beale (11), Sullivan (13) & Whitehead. WP: Sullivan (8-3), LP: Schaff (6-2) ... (Amadeo 2x6; Fite 2x5, 2b; Viers 2x6; Smith 2x5, 2b; Shuman 2x5)

May 30 at Springfield, Ill.

	123	456	789
UMo-St. Louis	210	100	000
Valdosta State	113	105	00x

Oelkere, Brown (3), Tibbles (6) & Jaschek, Flores (6); Petty, Sullivan (2) & Whitehead. WP: Sullivan (9-3), LP: Oelkere (7-3) ... (Whitehead 2x4, 3b, 2-rbi's; Smith 3x5, HR, 3-rbi's; Shuman 2x3, HR, 3-rbi's)

May 31 at Springfield, Ill.

	123	456	789	R	H	E
Valdosta State	010	011	121	--	7-11-1	
UCalif-Riverside	020	003	012	--	8- 8-2	

McDiffitt, Petty (7), Beale (7), Wall (8), Sullivan (9) & Whitehead; Fodrey, Cassell (6), Glaum (7) & McCollough, Torenti (7). WP: Glaum (11-4), LP: Sullivan (9-4) ... (Fowler 3x5; Fortenberry 3x3, 2b)

World Series Totals:

(Tyler, ph 1-1, 1.000; Fite, 2b 12-5, .417; Fowler, 1b 13-5, .385; Shuman, ss 15-5, .333; Smith, dh 15-5, .333; Whitehead, c 16-5, .313; Amadeo, cf 17-5, .294; Fortenberry, lf 15-4, .267; Viers, rf 18-4, .222; Griffin, 3b 11-1, .091; DeMersseman, dh 2-0, .000; Petty, dh 1-0, .000; Maini, 3b 1-0, .000; Alvarez, ph 1-0, .000)

(Wall 0-0, 0.90; Sullivan 2-1, 2.25; McDiffitt 0-1, 3.07; Beale 0-0, 4.90; Petty 0-0, 13.50)



—Times Staff Photo.

Make Way: Braves' Bill Fite Slides Into Shortstop Bart Shuman

VALDOSTA STATE
1955--1977

TOURNAMENT RECORDS
Individual & Team -- GAME

MOST AT-BATS	7 Gene Felts vs Columbus	NAIA District ...	5-18-73
	7 Bobby Tripp vs Columbus	NAIA District ...	5-18-73
	7 Frank Sumner vs Columbus	NAIA District ...	5-18-73
MOST RUNS	4 Spence Kiser vs Florida A&M	NAIA District ...	5-22-69
	4 Sal Amadeo vs Columbus	NCAA Regionals ..	5-13-77
MOST HITS	5 Gene Felts vs Columbus	NAIA District ...	5-18-73
	5 Craig Viers vs Columbus	NCAA Regionals ..	5-13-77
MOST RBI'S	7 Craig Viers vs Columbus	NCAA Regionals ..	5-13-77
MOST DOUBLES	1 (many players tied)		
MOST TRIPLES	2 Spence Kiser vs Ouachita Baptist ..	NAIA Area	5-27-70
	2 Sam Bowen vs Central Arkansas ..	NAIA Area	5-23-73
MOST HOME RUNS ...	1 (many players tied)		
MOST STOLEN BASES ..	2 (many players tied)		
MOST EXTRA BASE HITS	3 Sam Bowen vs Central Arkansas ..	NAIA Area	5-23-73
MOST INNINGS PITCHED	10.2 Marty LeFiles vs Columbus	NAIA District ...	5-18-73
MOST STRIKE-OUTS ...	17 Sam Bowen vs Birmingham So.	NAIA Area	5-26-73
-TEAM-			
MOST RUNS	18	vs Columbus	NCAA Regionals .. 5-13-77
MOST HITS	20	vs Columbus	NCAA Regionals .. 5-13-77
MOST RBI'S	16	vs Columbus	NCAA Regionals .. 5-13-77
MOST DOUBLES	5	vs Eckerd	NCAA Regionals .. 5-26-74
MOST TRIPLES	4	vs Ouachita Baptist ..	NAIA Area
MOST HOME RUNS	2 (happened in 3 different games)		
MOST STOLEN BASES ..	3 (happened in 3 different games)		
MOST EXTRA BASE HITS	8	vs Eckerd	NCAA Regionals .. 5-26-74
MOST INNINGS PLAYED	13	vs Shippensburg St. ...	NCAA Nationals .. 5-29-77
MOST DOUBLE PLAYS	5	vs New Orleans	NCAA Nationals .. 6-01-74

VALDOSTA STATE
1955--1977

TOURNAMENT RECORDS
Individual & Team -- ONE TOURNAMENT

MOST AT-BATS	23	Gene Felts	NAIA District ...	Columbus, Ga. (71)
MOST RUNS	7	Sam Bowen	NAIA Area	Knoxville, Tenn. (73)
	7	Dan Darden	NCAA Regionals ..	Lakeland, Fla. (74)
	7	Craig Viers	NCAA Regionals ..	Valdosta, Ga. (77)
MOST HITS	11	Craig Viers	NCAA Regionals ..	Valdosta, Ga. (77)
MOST RBI'S	13	Craig Viers	NCAA Regionals ..	Valdosta, Ga. (77)
BEST BATTING AVERAGE667	Dan Darden	NCAA Regionals ..	Lakeland, Fla. (74)
MOST DOUBLES	3	Cecil Whitehead ..	NCAA Regionals ..	Valdosta, Ga. (77)
MOST TRIPLES	4	Sam Bowen	NAIA Area	Knoxville, Tenn. (73)
MOST HOME RUNS	2	Harry Jones	NAIA District ...	Columbus, Ga. (71)
MOST STOLEN BASES ...	4	Spence Kiser	NAIA District ...	Tallahassee, Fla. (70)
MOST EXTRA BASE HITS	6	Sam Bowen	NAIA Area	Knoxville, Tenn. (73)
BEST SLUGGING PERCENTAGE938	Sam Bowen	NAIA Area	Knoxville, Tenn. (73)
MOST INNINGS PITCHED	18.1	Pat Arnett	NAIA Nationals ..	Phoenix, Ariz. (73)
MOST STRIKE-OUTS	17	Pat Arnett	NAIA Nationals ..	Phoenix, Ariz. (73)
MOST WINS	2	Richard Sullivan .	NCAA Nationals ..	Springfield, Ill. (77)
BEST EARNED RUN AVERAGE	0.81	Marty LeFiles	NAIA District ...	Valdosta, Ga. (73)

-TEAM-

MOST RUNS	44	NCAA Regionals ..	Lakeland, Fla. (74)
MOST HITS	54	NCAA Regionals ..	Lakeland, Fla. (74)
MOST RBI'S	39	NCAA Regionals ..	Lakeland, Fla. (74)
BEST BATTING AVERAGE375	NCAA Regionals ..	Lakeland, Fla. (74)
MOST DOUBLES	8	NCAA Regionals ..	Lakeland, Fla. (74)
MOST TRIPLES	6	NAIA Area	Knoxville, Tenn. (73)
MOST HOME RUNS	5	NAIA District ...	Columbus, Ga. (71)
MOST STOLEN BASES ...	6	(happened in 3 different tournaments)		

INDIVIDUAL & TEAM RECORDS -- ONE TOURNAMENT (continued)

MOST EXTRA BASE				
HITS	13	NAIA Area	Knoxville, Tenn. (73)
	13	NCAA Regionals ..	Lakeland, Fla. (74)
BEST SLUGGING				
PERCENTAGE514	NCAA Regionals ..	Lakeland, Fla. (74)
MOST INNINGS				
PITCHED	46	NCAA Regionals ..	Valdosta, Ga. (77)
MOST STRIKE-OUTS ...		33	NAIA Area
				Knoxville, Tenn. (73)
MOST WINS		4	NAIA District ...
	4	NCAA Regionals ..	Valdosta, Ga. (77)
BEST WINNING				
PERCENTAGE	1.000	(2-0)	NAIA District ...	Valdosta, Ga. (69)
	1.000	(3-0)	NAIA District ...	Valdosta, Ga. (73)
BEST EARNED RUN				
AVERAGE	1.57	NCAA Regionals ..	Valdosta, Ga. (77)



Moose Greenhalgh in a 5-3 win, over Ohio, in 1974

VALDOSTA STATE
1955--1977
TOURNAMENT RECORDS
One SEASON -- Tournaments

MOST AT-BATS	50	Frank Sumner	NAIA	1973
MOST RUNS	10	Sam Bowen	NAIA	1973
	10	Gene Felts	NAIA	1973
	10	Sal Amadeo	NCAA	1977
	10	Skip Fite	NCAA	1977
MOST HITS	23	Gene Felts	NAIA	1973
MOST RBI'S	15	Craig Viers	NCAA	1977
BEST BATTING AVERAGE500	Craig Courtney	NAIA	1969
MOST DOUBLES	3	Gene Felts	NAIA	1973
	3	Cecil Whitehead	NCAA	1977
MOST TRIPLES	4	Sam Bowen	NAIA	1973
MOST HOME RUNS	2	Harry Jones	NAIA	1971
	2	Gene Felts	NAIA	1973
	2	Jeff Greenhalgh	NCAA	1974
MOST STOLEN BASES	4	Spence Kiser	NAIA	1970
	4	Gene Felts	NAIA	1972 & 1973
MOST EXTRA BASE HITS	7	Sam Bowen	NAIA	1973
BEST SLUGGING PERCENTAGE808	Sam Bowen	NCAA	1974
MOST INNINGS PITCHED	36.1	Pat Arnett	NAIA	1973
MOST STRIKE-OUTS	31	Pat Arnett	NAIA	1973
BEST EARNED RUN AVERAGE	0.00	Sam Bowen	NAIA	1973
-TEAM-				
MOST GAMES	11	NAIA	1973
MOST RUNS	60	NAIA	1973
MOST HITS	110	NAIA	1973
MOST RBI'S	49	NAIA	1973
BEST BATTING AVERAGE330	NCAA	1974
MOST DOUBLES	11	NCAA	1977

ONE SEASON -- TOURNAMENTS (continued)

MOST TRIPLES	7	NAIA	1973
MOST HOME RUNS	6	NAIA	1973
MOST STOLEN BASES	13	NAIA	1973
MOST EXTRA BASE HITS	23	NAIA	1973
BEST SLUGGING PERCENTAGE453	NCAA	1974
MOST INNINGS PITCHED	101.1	NAIA	1973
MOST STRIKE-OUTS	80	NAIA	1973
BEST EARNED RUN AVERAGE	2.04	NAIA	1973



Skip Fite, 12, Scores In Game Last Year -1977-

—Times Staff Photo

VALDOSTA STATE
1955--1977
TOURNAMENT RECORDS
Individual CAREER

MOST AT-BATS	137	Gene Felts	(1971-1974)
MOST RUNS	25	Bobby Tripp	(1970-1973)
MOST HITS	44	Gene Felts	(1971-1974)
MOST RBI'S	22	Gene Felts	(1971-1974)
BEST BATTING AVERAGE412	Craig Courtney	(1969 & 71-72)
	.412	Spence Kiser	(1969-1970)
MOST DOUBLES	6	Craig Courtney	(1969 & 71-72)
MOST TRIPLES	7	Sam Bowen	(1973-1974)
MOST HOME RUNS	5	Gene Felts	(1971-1974)
MOST STOLEN BASES	9	Gene Felts	(1971-1974)
MOST EXTRA BASE HITS	12	Sam Bowen	(1973-1974)
BEST SLUGGING PERCENTAGE723	Sam Bowen	(1973-1974)

-PITCHING-

MOST APPEARANCES	8	Leroy Purdy	(1969-1972)
	8	Dan Chadwick	(1971-1974)
	8	Marty LeFiles	(1972-1974)
MOST INNINGS PITCHED	54.1	Leroy Purdy	(1969-1972)
MOST STRIKE-OUTS	37	Sam Bowen	(1973-1974)
MOST WINS	3	Rusty Simpson	(1969-1972)
	3	Marty LeFiles	(1972-1974)
	3	Sam Bowen	(1973-1974)
BEST WINNING PERCENTAGE	1.000	Marty LeFiles	(1972-1974)
	1.000	Sam Bowen	(1973-1974)
BEST EARNED RUN AVERAGE	1.00	Sam Bowen	(1973-1974)
MOST DECISIONS	7	Leroy Purdy	(1969-1972)

VALDOSTA STATE
1955--1977
TOURNAMENT CAREER
Hitting Totals

	AT-BAT	RUNS	HITS	RBI'S	BATTING AVERAGE	2B	3B	HR	SB
ALFORD, Dan (2b) .. 74-75	25	5	6	4	.240	2	0	0	0
°ALVAREZ, Scott (utl) .. 77	1	2	0	0	.000	0	0	0	0
°AMADEO, Sal (cf) .. 77	39	10	14	8	.359	2	0	1	0
ARNETT, Pat (p) .. 73	28	3	7	1	.250	0	0	0	3
BAGGETT, Bill (lf) .. 69-70	25	6	7	3	.280	1	1	0	0
BALBONI, Mike (c) .. 75	7	0	1	0	.143	0	0	0	0
BATES, Ben (cf) .. 65	8	1	3	1	.375	1	0	0	0
BENNETT, Ronald (p) .. 71-72	12	1	1	2	.084	0	0	1	0
BISHOP, Marty (3b) .. 73-75	5	1	1	2	.200	1	0	0	0
BLACK, Collier (p) .. 71	1	1	0	0	.000	0	0	0	0
BOWEN, Sam (cf) .. 73-74	65	16	24	19	.369	3	7	2	4
BRADLEY, John (3b) .. 72-73	7	0	2	0	.286	0	0	0	0
BRANAM, Darrell (c) .. 73-75	30	6	11	6	.367	1	0	0	0
CHADWICK, Dan (p) .. 71-74	4	1	1	0	.250	0	0	0	0
COURTNEY, Craig (1b-rf) .. 69&71-72	68	15	28	11	.412	6	2	2	2
COWART, Eddie (lf) .. 72	29	3	10	5	.345	1	0	0	1
CRAWFORD, Steve (rf) .. 69-70	36	3	4	3	.111	0	0	0	2

TOURNAMENT HITTING (continued)

	AT-BAT	RUNS	HITS	RBI'S	BATTING AVERAGE	2B	3B	HR	SB
CREEL, Robert (rf) .. 65	1	0	0	1	.000	0	0	0	0
DARDEN, Dan (dh-cf) .. 74-75	29	8	10	3	.345	0	0	0	2
°DeMERSSEMAN, David (dh) .. 77	19	2	2	0	.105	0	0	0	0
DENNIS, Jerry (1b) .. 72&74	1	0	0	0	.000	0	0	0	0
DEVANE, Jimmy (ph) .. 70	1	0	1	0	1.000	0	0	0	0
DeVIVO, Angelo (1b) .. 65	10	0	2	3	.200	1	0	0	0
EVANS, Lindy (3b) ... 65	14	1	2	1	.143	0	0	0	0
FELTS, Gene (cf-1f) .. 71-74	137	22	44	22	.321	3	3	5	9
FIELDS, Terry (ss) .. 70-73	94	15	24	11	.255	1	2	1	1
FIKE, Dennis (1f) .. 65	10	1	1	0	.100	0	0	0	0
FISHER, Eddie (p) .. 69	4	0	0	0	.000	0	0	0	0
FITE, Skip (2b) .. 77	33	10	11	2	.333	1	0	0	2
FORAN, Foster (rf) .. 74-75	7	1	2	0	.286	1	0	0	0
FORTENBERRY, Billy (1f) .. 77	30	3	7	1	.233	2	0	0	0
FORTNER, Ron (p) .. 65	2	1	1	0	.500	0	0	0	0
°FOWLER, Bruce (1b) .. 77	35	6	13	4	.371	1	1	0	0

TOURNAMENT HITTING (continued)

	AT-BAT	RUNS	HITS	RBI'S	BATTING AVERAGE	2B	3B	HR	SB
GOLDEN, Al (of) .. 70-73	35	4	7	3	.200	1	1	0	1
GREENHALGH, Jeff (1b) .. 74-75	31	6	10	12	.323	1	0	2	1
°GRIFFIN, Keith (3b) .. 77	27	4	5	2	.185	0	0	0	2
HAHN, Lark (of) .. 73-74	1	0	0	1	.000	0	0	0	0
HALL, Jimmy (3b) .. 70-71	11	1	2	1	.182	0	0	0	0
HASSELL, Andy (p) .. 70-73	4	0	1	3	.250	0	0	0	1
HYSLER, Larry (2b) .. 69-70	36	5	9	5	.250	2	0	0	1
JOHNSON, Tommy (ss) .. 65	10	1	3	0	.300	1	0	0	0
JONES, Harry (1b) .. 69-71	52	8	16	5	.308	0	0	2	0
JONES, Steve (1b) .. 72-73	50	4	15	8	.300	1	0	0	1
KISER, Spence (cf) .. 69-70	34	10	14	5	.412	2	2	1	6
LAMPHIER, Bob (rf) .. 65	8	0	2	0	.250	0	1	0	0
LEE, Greg (p) .. 70	10	2	3	1	.300	1	0	0	0
LeFILES, Marty (p) .. 72-74	2	0	0	0	.000	0	0	0	0
LINGENFELTER, Bob (p) .. 71	0	1	0	0	.000	0	0	0	0
°MAINI, Keith (3b) .. 77	3	0	0	0	.000	0	0	0	1

TOURNAMENT HITTING (continued)

	AT-BAT	RUNS	HITS	RBI'S	BATTING AVERAGE	2B	3B	HR	SB
MEREDITH, Larry (3b) .. 69	12	3	2	2	.167	0	1	0	0
MUSASHE, Vince (2b) .. 73-75	5	2	2	0	.400	0	0	0	0
NASWORTHY, Ron (p) .. 71	4	1	1	2	.250	0	0	0	0
PARSONS, Bill (p) .. 74-75	2	0	1	0	.500	0	0	0	0
PERRY, Mike (p) .. 65	4	0	0	0	.000	0	0	0	0
PETERS, Ray (p) .. 65	4	0	0	0	.000	0	0	0	0
PETROVICH, Dan (p) .. 69	9	0	2	3	.222	0	0	0	0
PETTY, Bill (p) .. 74-75&77	1	0	0	0	.000	0	0	0	0
PURDY, Leroy (p) .. 69-72	16	2	7	4	.438	2	0	1	0
RALEY, Jack (2b) .. 65	9	1	0	0	.000	0	0	0	0
REEVES, Pete (ss) .. 74-75	22	4	2	0	.091	1	0	0	0
REGISTER, Jerome (rf) .. 73-74	64	14	20	16	.313	3	1	1	3
ROMINGER, Steve (c) .. 69-72	82	10	19	9	.232	3	0	0	0
ROQUEMORE, Jim (c) .. 74	1	0	0	0	.000	0	0	0	0
SIMPSON, Rusty (3b-p) .. 69-72	70	8	18	10	.257	1	0	0	1
°SHUMAN, Bart (ss) .. 77	26	3	7	5	.269	0	1	1	0

TOURNAMENT HITTING (continued)

	AT-BAT	RUNS	HITS	RBI'S	BATTING AVERAGE	2B	3B	HR	SB
°SMITH, Ken (c-dh) .. 77	23	1	7	4	.304	1	0	0	1
SORGIUS, Steve (p) .. 70	5	3	2	1	.400	0	0	0	0
SPRUILL, Dudley (3b) .. 71-73	13	3	3	0	.231	0	0	0	0
STARLING, Ralph (of) .. 73-74	9	1	2	0	.222	1	0	0	0
SUMNER, Frank (rf-c) .. 72-73	85	14	21	7	.247	2	0	1	2
SUMNER, Steve (3b) .. 74-75	23	5	6	2	.261	0	0	0	0
TAYLOR, Dave (ss) .. 75	8	0	2	0	.250	0	0	0	0
THORNTON, Joe (cf) .. 69	9	3	1	0	.111	0	0	0	0
TOOLE, Jack (ss) .. 69	15	3	3	2	.200	1	0	0	1
TRIPP, Bobby (ss-2b) .. 70-73	125	25	32	17	.256	1	1	0	2
TYLER, Billy (ph) .. 77	1	0	1	0	1.000	0	0	0	0
VANN, Richard (p) .. 69-70	1	0	0	0	.000	0	0	0	0
°VIERS, Craig (1f-rf) .. 75&77	45	9	17	15	.378	2	2	1	2
WADE, Zack (c) .. 65	12	1	1	0	.083	0	0	0	0
WHITE, Bob (3b) .. 72-73	38	0	6	1	.158	0	0	0	1
°WHITEHEAD, Cecil (c) .. 77	35	8	11	8	.314	3	1	0	1

NOTE: °denotes currently active player.

VALDOSTA STATE
1955--1977
TOURNAMENT CAREER
Pitching Totals

	GAMES	INNINGS PITCHED	HITS	RUNS	EARNED RUNS	WALKS	STRIKE OUTS	WON-LOST	E.R.A.
ARNETT, Pat (R) .. 73	5	36.1	33	9	7	18	31	2-2	1.73
BEALE, Chuck (R) .. 77	5	9.1	10	4	3	4	4	1-0	2.89
BENNETT, Ronald (L) .. 71-72	6	28.2	29	20	10	8	21	1-2	3.14
BLACK, Collier (R) .. 71	2	4.1	6	4	2	0	4	1-0	4.16
BOWEN, Sam (R) .. 73-74	3	27	15	3	3	11	37	3-0	1.00
BOWERS, Rick (R) .. 73-74	3	6	5	3	1	5	1	0-0	1.50
CHADWICK, Dan (R) .. 71-74	8	20.1	25	15	12	9	11	1-1	5.31
DANEY, Lee (R) .. 73	3	20	15	6	5	14	15	2-1	2.25
DARDEN, Dan (R) .. 74-75	1	0	0	0	0	2	0	0-0	0.00
FISHER, Eddie (R) .. 69	1	9	9	8	4	3	10	1-0	4.00
FORTNER, Ron (R) .. 65	1	8	6	5	4	6	8	0-1	4.50
HASSELL, Andy (R) .. 70-73	6	14	20	14	5	8	6	1-0	3.21
LEACH, Dale (R) .. 77	1	2.2	5	4	0	3	0	0-0	0.00
LEE, Greg (R) .. 70	3	16.1	14	4	3	2	6	1-0	1.65

TOURNAMENT PITCHING (continued)

	GAMES	INNINGS PITCHED	HITS	RUNS	EARNED RUNS	WALKS	STRIKE OUTS	WON-LOST	E.R.A.
LeFILES, Marty (R) .. 72-74	8	31	29	15	10	11	8	3-0	2.90
McDIFFITT, Steve (R) .. 74-75&77	6	39	37	24	20	12	18	1-3	4.62
MONTGOMERY, Paul (R) .. 70	1	0.2	4	3	2	1	0	0-0	26.87
PARSONS, Bill (R) .. 74-75	3	6.2	6	5	5	5	1	0-0	6.75
PERRY, Mike (L) .. 65	2	12.2	10	5	3	8	8	1-1	2.13
PETERS, Ray (R) .. 65	1	5.1	4	1	1	4	2	0-0	1.69
PETROVICH, Dan (L) .. 69	2	18	15	2	2	5	18	2-0	1.00
PETTY, Bill (L) .. 74-75&77	6	31	31	13	10	11	8	2-2	2.90
PURDY, Leroy (L) .. 69-72	8	54.1	55	27	16	17	34	2-5	2.65
SIMPSON, Rusty (R) .. 69-72	7	40.2	47	20	14	7	17	3-1	3.09
SORGIUS, Steve (L) .. 70	2	11.2	11	10	6	11	7	1-1	4.63
SULLIVAN, Richard (L) .. 77	5	19.1	13	6	6	8	16	2-2	2.79
VANN, Richard (L) .. 69-70	2	0.2	4	1	0	0	0	0-0	0.00
°WALL, Jimmy (L) .. 77	3	18.1	10	2	2	10	3	1-0	0.98

NOTE: °denotes a currently active player. The years listed for each pitcher denote those years in which Valdosta State was engaged in tournament play, whether or not that particular pitcher saw tournament action.

by him. Fortenberry slipped as he ran to the fence, and caught his foot in the bottom chain-link. One run-scored, and the hitter ended on third. On the next pitch, the Brave batter hit a slow, routine roller to first-baseman Bruce Fowler. Fowler charged and the ball hit his glove, caroming off, for an error, and another run scored. No more damage resulted, but VSC was down 2-0, and Taylor was sporting a fine two hitter.

When Taylor gave VSC its third hit in the seventh, West Georgia coach, Archie White brought in Campbell, and the righty squashed the threat. Petty put the Braves down in the eighth and ninth, but it appeared that the damage was done. The Blazers entered the bottom-of-the-ninth with hope, and confidence, but the probability was not there.

Skip Fite was the first hitter, and he crouched low, "over the plate," and Campbell threw him four, consecutive balls. "Could it be done; It certainly deserved to be, since VSC had defeated West Georgia in five, of seven previous meetings." Craig Viers was the next Blazer batter, and playing the percentages, Coach Thomas had him bunt. Viers fouled off the first attempt, took a ball, and then fouled off another try. With Cecil Whitehead on deck, players were now hoping that Craig just wouldn't hit into a double-death.

What he did do, stands out in VSC memories; much like your first----- milk shake. He hit a beautiful two-run homer. It was barely fair, and barely over the fence, but it did the job. To say absolute bedlam erupted would be to put it quite mildly. The recipient of the 3-2 win, Petty, may have been the happiest person at the scene, but that would be contested by several hundred players, fans, and coaches.

Viers went 11x19 in the tourney, with 13-rbi's, and was a unanimous choice for Regional MVP. Whitehead, Amadeo, Fite, Petty, and McDiffitt joined him on the team. It was much like 1974; a hell of a fight to go to Springfield, Ill.

NCAA REGIONAL

May 13 at Valdosta, Ga.

	123	456	789	R	H	E
Valdosta State	006	501	033	--	18	20-2
Columbus	000	003	000	--	3	10-4
McDiffitt & Whitehead; Prather, Stonica (4), Blair (8) & Hall. WP: McDiffitt (10-0), LP: Prather (9-3)						
... (Fite 2x5; Whitehead 2x5, 2b, 2-rbi's; Amadeo 4x6, 2b, 3-rbi's; Viers 5x6, 2b, 3b, 7-rbi's; Fowler 3x6, 2b, 3b, 2-rbi's; Griffin 2x4)						

May 14 at Valdosta, Ga.

	123	456	789	10	R	H	E
West Georgia	100	000	200	1	--	4	9-3
Valdosta State	000	002	001	0	--	3	9-2
Campbell & Fite, Sprewell (6); Sullivan, Beale (10) & Whitehead. WP: Campbell (9-4), LP: Sullivan (7-3)							
... (Viers 3x4; Whitehead 2-rbi's; Fowler 2x4)							

May 14 at Valdosta, Ga.

	123	456	789	R	H	E
Columbus	001	000	000	--	1	4-5
Valdosta State	000	000	40x	--	4	7-1
Fox, Betsill (7) & Hall; Wall, Beale (9) & Whitehead.						
WP: Wall (8-1), LP: Fox (3-2) ... (Fite 2x4)						

May 15 at Valdosta, Ga.

	123	456	789	R	H	E
Valdosta State	004	041	000	--	9-13-4	
West Georgia	400	000	110	--	6-11-1	

Leach, Beale (4), Sullivan (7) & Whitehead; Ayers, Taylor (3), Criswell (5) & Fite. WP: Beale (2-2), LP: Criswell (5-2) ... (Viers 3b, 3-rbi's; Whitehead 2x3, 2b; Amadeo 4x5, 3-rbi's)

May 15 at Valdosta, Ga.

	123	456	789	R	H	E
West Georgia	000	002	000	--	2-8-0	
Valdosta State	000	010	002	--	3-4-3	

Taylor, Campbell (7) & Fite; Petty & Whitehead. WP: Petty (7-2), LP: Campbell (9-5) ... (Viers HR, 2-rbi's; Amadeo HR)

Regional Totals:

(Viers, rf 19-11, .579; Amadeo, cf 22-9, .409; Fowler, 1b 22-8, .364; Whitehead, c 19-6, .316; Fite, 2b 21-6, .286; Griffin, 3b 16-4, .250; Smith, dh 8-2, .250; Shuman, ss 11-2, .182; Fortenberry, lf 19-3, .158; DeMersseman, dh 17-2, .118; Maini, 3b 2-0, .000)

(Petty 1-0, 0.00; Leach 0-0, 0.00; Wall 1-0, 1.08; Beale 1-0, 1.59; McDiffitt 1-0, 2.00; Sullivan 0-1, 3.18)

Valdosta State ended fourth in the final National Poll, but had the misfortune to be matched with number-1 Eckerd, in the first-round of the Nationals. Pairings are made years in advance, thus it was chance that matched two of the country's top rated clubs. It was not chance, however, that saw seven All-Americans on the field, in Joe Lefebre (centerfield), Steve Balboni (first-base), Kerry Freedman (pitcher) of Eckerd (all first-team), and Craig Viers (first-team), Steve McDiffitt, Cecil Whitehead, and Skip Fite (all second-team) of VSC.

Coach Thomas went with his ace (McDiffitt, 10-0), and Eckerd, mentor Bill Livsley countered with his ace (Freedman, 11-0). As expected, the game was a classic pitcher's match-up. VSC got four hits (entering the game with a .318 team average), and Eckerd got three (with a .332 team average). Although Freedman pitched a crafty contest, McDiffitt was superior, as he pitched one of the finest tournament games in VSC history. The only problem for the good-guys was that they got beat, 2-1. Two of the Triton's hits were homers (by Lefebre and Balboni), and no Blazer hit produced a run.

Freedman was cunningly wild, and VSC was a swinging team. Sal Amadeo doubled in the fifth, went to third on an out, and after a 45-minute rain delay, scored on a wild pitch, for the Blazers only tally. Not that VSC didn't have other chances. In the eighth, Craig Viers came to bat, with two out and the bases loaded. Freedman had thrown seven, consecutive balls, and although Coach Thomas was aware of the wildness, he hesitated in giving the veteran, All-American the "take." Viers swung at the first pitch (it was high and outside), and fouled it to the left-side, where the Eckerd third-sacker reached into the stands, and caught it for the third out.

In the ninth, the Blazers again loaded the sacks, but Ken Smith hit a one-

blazer baseball

hopper back to Freedman, and VSC suddenly found themselves in the losers bracket.

An added footnote, has to be added; that in regard to the umpiring. The ball and strike calls were pathetic both ways, and an inning ending "out-call" against Bill Petty, defies all imagination. The Nationals is supposed to be a class event, but more dignified, and competent callers could be found in the Knights of Georgia at 3:00 AM.

VSC's next opponent was Shippensburg State (Pa.), who had looked very weak in dropping an earlier 6-1 decision to New Haven. That "weak" observation certainly didn't hold true in the Blazer game, however. The teams battled through 12-scoreless innings before Shippensburg broke the drought with a run in the 13th. The score came off reliever Chuck Beale, who had replaced starter, Jimmy Wall in the 11th. Wall pitched well, using a great pick-off moves to get himself out of trouble in three separate innings.

In the bottom-of-the-thirteenth, Billy Tyler (who had spent considerable time in a Springfield massage parlor, the night before) led-off with a pinch-hit single, and the Blazers loaded the bases, with one out. Craig Viers stepped-up and promptly hit a two-foot squibber, which Leslie (the Shippensburg catcher) scooped-up, but rather than stepping on the plate, he moved several steps up the third-base line, toward pinch-runner Chico Alvarez. When Leslie regained his senses, he did step on the plate, and attempted to throw Viers out, for an apparently easy double-death.

But two things happened: 1) when Viers hit the ball, the seam broke (it must have been an extremely weak seam), and Leslie's index finger got caught inside the hide, which made an accurate throw difficult, and (2) Viers ran to first on the infield grass, and bowled over the first-baseman, as he neared first (great job of umpiring). Sal Amadeo scored from second, and Cecil Whitehead then ripped a single up the middle, for the winning run. Reliever Richard Sullivan picked-up the win, after delivering one pitch in the top-of-the-thirteenth.

VSC clobbered UMo-St. Louis the next day (May 30), 11-4, behind the fine relief pitching of Sullivan (who relieved an unusually shakey Bill Petty), and the home-run bats of Ken Smith and Bart Shuman. BART SHUMAN ... Yes, Bart Shuman. The "little-goof," out of Monticello, Fla., hit his first homer ever; YES, EVER, in the fifth, to extend their lead to 8-4. Smith later homered in the same inning, with two on, to provide the final margin.

The Blazers were now one of the final four, and drew UC-Riverside, after the Highlanders had dropped the winners bracket final, 8-2, to Eckerd. Again, the game was a classic; and again, VSC came up short; this time 8-7. Coach Thomas came back with McDuffitt (after two days rest), and the senior, 4-year letterman, was the victim of both questionable calls, and horrible defense.

In the bottom-of-the-sixth, with two-out, and VSC on top, 3-2, a Riverside hitter, bounced a routine grounder to first-sacker Bruce Fowler. Fowler fielded the ball, and tagged the runner. Simple-- not quite. Both the home-plate, and first-base umpires claimed that they were calling the ball fair (it was four-feet fair), and weren't looking for the tag. Their verdict-- safe. The next hitter popped a towering fly toward center, and Amadeo circled once to often, as it dropped for a double. Viers then came dashing in on a line drive to right, but the ball went over his head scoring two runs. McDuffitt then threw a wild pitch (the score shot to 5-3), and issued a walk. Enter Bill Petty, who struck the next Riverside hitter out on three pitches, but the third-strike got away from Cecil Whitehead, and Coach Thomas replaced Petty (with hind-sight, a crucial move), with Beale, to face a right-hander.

Beale's first pitch was rocketed to left-center, with double written all over

it. Somehow, someway, Amadeo made a stabbing, lunging catch, to end the inning. VSC battled back, behind Fowler, and Billy Fortenberry (3-hits each), to take a 6-5 lead into the bottom-of-the-eighth. With Jimmy Wall, now on the hill, and two out, and a man on first, a routine single was hit to left. Fortenberry charged the ball; slipped, and it got past him to the fence, and the game was tied 6-6.

In the ninth, the Blazers scored, as the Riverside second-sacker mis-played a ground-ball off the bat of Sal Amadeo, with the bases loaded. Going to the bottom-of-the-ninth, VSC held a precarious 7-6 lead. The game was lost on the first Highlander hitter. Wall threw a 2-2, change-up, right down the pipe, but the hitter ducked it, and the batter eventually walked (just an example of the great preparation of the Springfield Baseball Committee re: the quality of umps). Two hits scored a run, and Richard Sullivan came into pitch. He walked the first hitter intentionally, and the next batter hit a shot off his glove, and VSC was dead.

While Riverside coach, Jack Smitheran (twice on Arizona State National Championship teams; and an assistant coach with two other ASU National Champions) said the game was the greatest with which he had ever been associated; the reactions of the Blazer players cannot be recored (at least not in a family volumn). The loss left VSC a 4th. place national finish (the best since a third-place NAIA tie, in 1973), and the respect of all their opponents; especially Riverside, which went on to win the championship.

Skip Fite made the All-Tournament team, and five Blazer hitters were among the top-12 in the series; Fite (.417), Fowler (.385), Shuman (.333), Smith (.333), and Whitehead (.313). Wall also was among the top-3 pitchers with a 0.90 ERA.

NCAA WORLD SERIES

May 28 at Springfield, Ill.

	123	456	789	R	H	E
Valdosta State	000	010	000	--	1-4	-3
Eckerd	100	000	100	--	2-3	-0

McDiffitt & Whitehead; Freedman & Mirro. WP:
Freedman (12-0), LP: McDiffitt (10-1)

May 29 at Springfield, Ill.

	123	456	789	101112	13	R	H	E
Shippensburg State	000	000	000	0 0 0	1	--	1-	8-1
Valdosta State	000	000	000	0 0 0	2	--	2-13	-2

Schaff & Leslie; Wall, Beale (11), Sullivan (13) & Whitehead. WP: Sullivan (8-3), LP: Schaff (6-2) ... (Amadeo 2x6; Fite 2x5, 2b; Viers 2x6; Smith 2x5, 2b; Shuman 2x5)

May 30 at Springfield, Ill.

	123	456	789	R	H	E
UMo-St. Louis	210	100	000	--	4-	7-3
Valdosta State	113	105	00x	--	11-	12-2

Oelkere, Brown (3), Tibbles (6) & Jaschek, Flores (6); Petty, Sullivan (2) & Whitehead. WP: Sullivan (9-3), LP: Oelkere (7-3) ... (Whitehead 2x4, 3b, 2-rbi's; Smith 3x5, HR, 3-rbi's; Shuman 2x3, HR, 3-rbi's)

May 31 at Springfield, Ill.

	123	456	789	R	H	E
Valdosta State	010	011	121	--	7-11-1	
UCalif-Riverside	020	003	012	--	8- 8-2	

McDiffitt, Petty (7), Beale (7), Wall (8), Sullivan (9) & Whitehead; Fodrey, Cassell (6), Glaum (7) & McCollough, Torenti (7). WP: Glaum (11-4), LP: Sullivan (9-4) ... (Fowler 3x5; Fortenberry 3x3, 2b)

World Series Totals:

(Tyler, ph 1-1, 1.000; Fite, 2b 12-5, .417; Fowler, 1b 13-5, .385; Shuman, ss 15-5, .333; Smith, dh 15-5, .333; Whitehead, c 16-5, .313; Amadeo, cf 17-5, .294; Fortenberry, lf 15-4, .267; Viers, rf 18-4, .222; Griffin, 3b 11-1, .091; DeMersseman, dh 2-0, .000; Petty, dh 1-0, .000; Naini, 3b 1-0, .000; Alvarez, ph 1-0, .000)

(Wall 0-0, 0.90; Sullivan 2-1, 2.25; McDiffitt 0-1, 3.07; Beale 0-0, 4.90; Petty 0-0, 13.50)



—Times Staff Photo.

Make Way: Braves' Bill Fite Slides Into Shortstop Bart Shuman

VALDOSTA STATE
1955--1977

TOURNAMENT RECORDS
Individual & Team -- GAME

MOST AT-BATS	7	Gene Felts	vs Columbus	NAIA District ...	5-18-73
	7	Bobby Tripp	vs Columbus	NAIA District ...	5-18-73
	7	Frank Sumner	vs Columbus	NAIA District ...	5-18-73
MOST RUNS	4	Spence Kiser	vs Florida A&M	NAIA District ...	5-22-69
	4	Sal Amadeo	vs Columbus	NCAA Regionals ..	5-13-77
MOST HITS	5	Gene Felts	vs Columbus	NAIA District ...	5-18-73
	5	Craig Viers	vs Columbus	NCAA Regionals ..	5-13-77
MOST RBI'S	7	Craig Viers	vs Columbus	NCAA Regionals ..	5-13-77
MOST DOUBLES	1	(many players tied)			
MOST TRIPLES	2	Spence Kiser	vs Ouachita Baptist ..	NAIA Area	5-27-70
	2	Sam Bowen	vs Central Arkansas ..	NAIA Area	5-23-73
MOST HOME RUNS ...	1	(many players tied)			
MOST STOLEN BASES ..	2	(many players tied)			
MOST EXTRA BASE HITS	3	Sam Bowen	vs Central Arkansas ..	NAIA Area	5-23-73
MOST INNINGS PITCHED	10.2	Marty LeFiles	vs Columbus	NAIA District ...	5-18-73
MOST STRIKE-OUTS ...	17	Sam Bowen	vs Birmingham So.	NAIA Area	5-26-73
-TEAM-					
MOST RUNS	18 vs Columbus		NCAA Regionals ..	5-13-77
MOST HITS	20 vs Columbus		NCAA Regionals ..	5-13-77
MOST RBI'S	16 vs Columbus		NCAA Regionals ..	5-13-77
MOST DOUBLES	5 vs Eckerd		NCAA Regionals ..	5-26-74
MOST TRIPLES	4 vs Ouachita Baptist ..		NAIA Area	5-27-70
MOST HOME RUNS	2	(happened in 3 different games)			
MOST STOLEN BASES ..	3	(happened in 3 different games)			
MOST EXTRA BASE HITS	8 vs Eckerd		NCAA Regionals ..	5-26-74
MOST INNINGS PLAYED	13 vs Shippensburg St. ...		NCAA Nationals ..	5-29-77
MOST DOUBLE PLAYS	5 vs New Orleans		NCAA Nationals ..	6-01-74

VALDOSTA STATE
1955--1977

TOURNAMENT RECORDS
Individual & Team -- ONE TOURNAMENT


MOST AT-BATS	23	Gene Felts	NAIA District ...	Columbus, Ga. (71)
MOST RUNS	7	Sam Bowen	NAIA Area	Knoxville, Tenn. (73)
	7	Dan Darden	NCAA Regionals ..	Lakeland, Fla. (74)
	7	Craig Viers	NCAA Regionals ..	Valdosta, Ga. (77)
MOST HITS	11	Craig Viers	NCAA Regionals ..	Valdosta, Ga. (77)
MOST RBI'S	13	Craig Viers	NCAA Regionals ..	Valdosta, Ga. (77)
BEST BATTING AVERAGE667	Dan Darden	NCAA Regionals ..	Lakeland, Fla. (74)
MOST DOUBLES	3	Cecil Whitehead ..	NCAA Regionals ..	Valdosta, Ga. (77)
MOST TRIPLES	4	Sam Bowen	NAIA Area	Knoxville, Tenn. (73)
MOST HOME RUNS	2	Harry Jones	NAIA District ...	Columbus, Ga. (71)
MOST STOLEN BASES ...	4	Spence Kiser	NAIA District ...	Tallahassee, Fla. (70)
MOST EXTRA BASE HITS	6	Sam Bowen	NAIA Area	Knoxville, Tenn. (73)
BEST SLUGGING PERCENTAGE938	Sam Bowen	NAIA Area	Knoxville, Tenn. (73)
MOST INNINGS PITCHED	18.1	Pat Arnett	NAIA Nationals ..	Phoenix, Ariz. (73)
MOST STRIKE-OUTS	17	Pat Arnett	NAIA Nationals ..	Phoenix, Ariz. (73)
MOST WINS	2	Richard Sullivan .	NCAA Nationals ..	Springfield, Ill. (77)
BEST EARNED RUN AVERAGE	0.81	Marty LeFiles	NAIA District ...	Valdosta, Ga. (73)

-TEAM-

MOST RUNS	44	NCAA Regionals ..	Lakeland, Fla. (74)
MOST HITS	54	NCAA Regionals ..	Lakeland, Fla. (74)
MOST RBI'S	39	NCAA Regionals ..	Lakeland, Fla. (74)
BEST BATTING AVERAGE375	NCAA Regionals ..	Lakeland, Fla. (74)
MOST DOUBLES	8	NCAA Regionals ..	Lakeland, Fla. (74)
MOST TRIPLES	6	NAIA Area	Knoxville, Tenn. (73)
MOST HOME RUNS	5	NAIA District ...	Columbus, Ga. (71)
MOST STOLEN BASES ...	6	(happened in 3 different tournaments)		

INDIVIDUAL & TEAM RECORDS -- ONE TOURNAMENT (continued)

MOST EXTRA BASE HITS	13	NAIA Area	Knoxville, Tenn. (73)
	13	NCAA Regionals ..	Lakeland, Fla. (74)
BEST SLUGGING PERCENTAGE514	NCAA Regionals ..	Lakeland, Fla. (74)
MOST INNINGS PITCHED	46	NCAA Regionals ..	Valdosta, Ga. (77)
MOST STRIKE-OUTS ...	33	NAIA Area	Knoxville, Tenn. (73)
MOST WINS	4	NAIA District ...	Columbus, Ga. (71)
	4	NCAA Regionals ..	Valdosta, Ga. (77)
BEST WINNING PERCENTAGE	1.000	(2-0)	NAIA District ...	Valdosta, Ga. (69)
	1.000	(3-0)	NAIA District ...	Valdosta, Ga. (73)
BEST EARNED RUN AVERAGE	1.57	NCAA Regionals ..	Valdosta, Ga. (77)



Moose Greenhalgh in a 5-3 win, over Ohio, in 1974

VALDOSTA STATE
1955--1977
TOURNAMENT RECORDS
One SEASON -- Tournaments

MOST AT-BATS	50	Frank Sumner	NAIA	1973
MOST RUNS	10	Sam Bowen	NAIA	1973
	10	Gene Felts	NAIA	1973
	10	Sal Amadeo	NCAA	1977
	10	Skip Fite	NCAA	1977
MOST HITS	23	Gene Felts	NAIA	1973
MOST RBI'S	15	Craig Viers	NCAA	1977
BEST BATTING AVERAGE500	Craig Courtney	NAIA	1969
MOST DOUBLES	3	Gene Felts	NAIA	1973
	3	Cecil Whitehead	NCAA	1977
MOST TRIPLES	4	Sam Bowen	NAIA	1973
MOST HOME RUNS	2	Harry Jones	NAIA	1971
	2	Gene Felts	NAIA	1973
	2	Jeff Greenhalgh	NCAA	1974
MOST STOLEN BASES	4	Spence Kiser	NAIA	1970
	4	Gene Felts	NAIA	1972 & 1973
MOST EXTRA BASE HITS	7	Sam Bowen	NAIA	1973
BEST SLUGGING PERCENTAGE808	Sam Bowen	NCAA	1974
MOST INNINGS PITCHED	36.1	Pat Arnett	NAIA	1973
MOST STRIKE-OUTS	31	Pat Arnett	NAIA	1973
BEST EARNED RUN AVERAGE	0.00	Sam Bowen	NAIA	1973
-TEAM-				
MOST GAMES	11	NAIA	1973
MOST RUNS	60	NAIA	1973
MOST HITS	110	NAIA	1973
MOST RBI'S	49	NAIA	1973
BEST BATTING AVERAGE330	NCAA	1974
MOST DOUBLES	11	NCAA	1977

ONE SEASON -- TOURNAMENTS (continued)

MOST TRIPLES	7	NAIA	1973
MOST HOME RUNS	6	NAIA	1973
MOST STOLEN BASES	13	NAIA	1973
MOST EXTRA BASE HITS	23	NAIA	1973
BEST SLUGGING PERCENTAGE453	NCAA	1974
MOST INNINGS PITCHED	101.1	NAIA	1973
MOST STRIKE-OUTS	80	NAIA	1973
BEST EARNED RUN AVERAGE	2.04	NAIA	1973



Skip Fite, 12, Scores In Game Last Year -1977-

—by Staff Photo

VALDOSTA STATE
1955--1977
TOURNAMENT RECORDS
Individual CAREER

MOST AT-BATS	137	Gene Felts	(1971-1974)
MOST RUNS	25	Bobby Tripp	(1970-1973)
MOST HITS	44	Gene Felts	(1971-1974)
MOST RBI'S	22	Gene Felts	(1971-1974)
BEST BATTING AVERAGE412	Craig Courtney	(1969 & 71-72)
	.412	Spence Kiser	(1969-1970)
MOST DOUBLES	6	Craig Courtney	(1969 & 71-72)
MOST TRIPLES	7	Sam Bowen	(1973-1974)
MOST HOME RUNS	5	Gene Felts	(1971-1974)
MOST STOLEN BASES	9	Gene Felts	(1971-1974)
MOST EXTRA BASE HITS	12	Sam Bowen	(1973-1974)
BEST SLUGGING PERCENTAGE723	Sam Bowen	(1973-1974)
-PITCHING-			
MOST APPEARANCES	8	Leroy Purdy	(1969-1972)
	8	Dan Chadwick	(1971-1974)
	8	Marty LeFiles	(1972-1974)
MOST INNINGS PITCHED	54.1	Leroy Purdy	(1969-1972)
MOST STRIKE-OUTS	37	Sam Bowen	(1973-1974)
MOST WINS	3	Rusty Simpson	(1969-1972)
	3	Marty LeFiles	(1972-1974)
	3	Sam Bowen	(1973-1974)
BEST WINNING PERCENTAGE	1.000	Marty LeFiles	(1972-1974)
	1.000	Sam Bowen	(1973-1974)
BEST EARNED RUN AVERAGE	1.00	Sam Bowen	(1973-1974)
MOST DECISIONS	7	Leroy Purdy	(1969-1972)

VALDOSTA STATE
1955--1977
TOURNAMENT CAREER
Hitting Totals

	AT-BAT	RUNS	HITS	RBI'S	BATTING AVERAGE	2B	3B	HR	SB
ALFORD, Dan (2b) .. 74-75	25	5	6	4	.240	2	0	0	0
°ALVAREZ, Scott (utl) .. 77	1	2	0	0	.000	0	0	0	0
°AMADEO, Sal (cf) .. 77	39	10	14	8	.359	2	0	1	0
ARNETT, Pat (p) .. 73	28	3	7	1	.250	0	0	0	3
BAGGETT, Bill (lf) .. 69-70	25	6	7	3	.280	1	1	0	0
BALBONI, Mike (c) .. 75	7	0	1	0	.143	0	0	0	0
BATES, Ben (cf) .. 65	8	1	3	1	.375	1	0	0	0
BENNETT, Ronald (p) .. 71-72	12	1	1	2	.084	0	0	1	0
BISHOP, Marty (3b) .. 73-75	5	1	1	2	.200	1	0	0	0
BLACK, Collier (p) .. 71	1	1	0	0	.000	0	0	0	0
BOWEN, Sam (cf) .. 73-74	65	16	24	19	.369	3	7	2	4
BRADLEY, John (3b) .. 72-73	7	0	2	0	.286	0	0	0	0
BRANAM, Darrell (c) .. 73-75	30	6	11	6	.367	1	0	0	0
CHADWICK, Dan (p) .. 71-74	4	1	1	0	.250	0	0	0	0
COURTNEY, Craig (1b-rf) .. 69&71-72	68	15	28	11	.412	6	2	2	2
COWART, Eddie (lf) .. 72	29	3	10	5	.345	1	0	0	1
CRAWFORD, Steve (rf) .. 69-70	36	3	4	3	.111	0	0	0	2

TOURNAMENT HITTING (continued)

	AT-BAT	RUNS	HITS	RBI'S	BATTING AVERAGE	2B	3B	HR	SB
CREEL, Robert (rf) .. 65	1	0	0	1	.000	0	0	0	0
DARDEN, Dan (dh-cf) .. 74-75	29	8	10	3	.345	0	0	0	2
°DeMERSSEMAN, David (dh) .. 77	19	2	2	0	.105	0	0	0	0
DENNIS, Jerry (1b) .. 72&74	1	0	0	0	.000	0	0	0	0
DEVANE, Jimmy (ph) .. 70	1	0	1	0	1.000	0	0	0	0
DeVIVO, Angelo (1b) .. 65	10	0	2	3	.200	1	0	0	0
EVANS, Lindy (3b) ... 65	14	1	2	1	.143	0	0	0	0
FELTS, Gene (cf-1f) .. 71-74	137	22	44	22	.321	3	3	5	9
FIELDS, Terry (ss) .. 70-73	94	15	24	11	.255	1	2	1	1
FIKE, Dennis (1f) .. 65	10	1	1	0	.100	0	0	0	0
FISHER, Eddie (p) .. 69	4	0	0	0	.000	0	0	0	0
FITE, Skip (2b) .. 77	33	10	11	2	.333	1	0	0	2
FORAN, Foster (rf) .. 74-75	7	1	2	0	.286	1	0	0	0
FORTENBERRY, Billy (1f) .. 77	30	3	7	1	.233	2	0	0	0
FORTNER, Ron (p) .. 65	2	1	1	0	.500	0	0	0	0
°FOWLER, Bruce (1b) .. 77	35	6	13	4	.371	1	1	0	0

TOURNAMENT HITTING (continued)

	AT-BAT	RUNS	HITS	RBI'S	BATTING AVERAGE	2B	3B	HR	SB
GOLDEN, Al (of) .. 70-73	35	4	7	3	.200	1	1	0	1
GREENHALGH, Jeff (1b) .. 74-75	31	6	10	12	.323	1	0	2	1
°GRIFFIN, Keith (3b) .. 77	27	4	5	2	.185	0	0	0	2
HAHN, Lark (of) .. 73-74	1	0	0	1	.000	0	0	0	0
HALL, Jimmy (3b) .. 70-71	11	1	2	1	.182	0	0	0	0
HASSELL, Andy (p) .. 70-73	4	0	1	3	.250	0	0	0	1
HYSLER, Larry (2b) .. 69-70	36	5	9	5	.250	2	0	0	1
JOHNSON, Tommy (ss) .. 65	10	1	3	0	.300	1	0	0	0
JONES, Harry (1b) .. 69-71	52	8	16	5	.308	0	0	2	0
JONES, Steve (1b) .. 72-73	50	4	15	8	.300	1	0	0	1
KISER, Spence (cf) .. 69-70	34	10	14	5	.412	2	2	1	6
LAMPHIER, Bob (rf) .. 65	8	0	2	0	.250	0	1	0	0
LEE, Greg (p) .. 70	10	2	3	1	.300	1	0	0	0
LeFILES, Marty (p) .. 72-74	2	0	0	0	.000	0	0	0	0
LINGENFELTER, Bob (p) .. 71	0	1	0	0	.000	0	0	0	0
°MAINI, Keith (3b) .. 77	3	0	0	0	.000	0	0	0	1

TOURNAMENT HITTING (continued)

	AT-BAT	RUNS	HITS	RBI'S	BATTING AVERAGE	2B	3B	HR	SB
MEREDITH, Larry (3b) .. 69	12	3	2	2	.167	0	1	0	0
MUSASHE, Vince (2b) .. 73-75	5	2	2	0	.400	0	0	0	0
NASWORTHY, Ron (p) .. 71	4	1	1	2	.250	0	0	0	0
PARSONS, Bill (p) .. 74-75	2	0	1	0	.500	0	0	0	0
PERRY, Mike (p) .. 65	4	0	0	0	.000	0	0	0	0
PETERS, Ray (p) .. 65	4	0	0	0	.000	0	0	0	0
PETROVICH, Dan (p) .. 69	9	0	2	3	.222	0	0	0	0
PETTY, Bill (p) .. 74-75&77	1	0	0	0	.000	0	0	0	0
PURDY, Leroy (p) .. 69-72	16	2	7	4	.438	2	0	1	0
RALEY, Jack (2b) .. 65	9	1	0	0	.000	0	0	0	0
REEVES, Pete (ss) .. 74-75	22	4	2	0	.091	1	0	0	0
REGISTER, Jerome (rf) .. 73-74	64	14	20	16	.313	3	1	1	3
ROMINGER, Steve (c) .. 69-72	82	10	19	9	.232	3	0	0	0
ROQUEMORE, Jim (c) .. 74	1	0	0	0	.000	0	0	0	0
SIMPSON, Rusty (3b-p) .. 69-72	70	8	18	10	.257	1	0	0	1
°SHUMAN, Bart (ss) .. 77	26	3	7	5	.269	0	1	1	0

TOURNAMENT HITTING (continued)

	AT-BAT	RUNS	HITS	RBI'S	BATTING AVERAGE	2B	3B	HR	SB
°SMITH, Ken (c-dh) .. 77	23	1	7	4	.304	1	0	0	1
SORGIUS, Steve (p) .. 70	5	3	2	1	.400	0	0	0	0
SPRUILL, Dudley (3b) .. 71-73	13	3	3	0	.231	0	0	0	0
STARLING, Ralph (of) .. 73-74	9	1	2	0	.222	1	0	0	0
SUMNER, Frank (rf-c) .. 72-73	85	14	21	7	.247	2	0	1	2
SUMNER, Steve (3b) .. 74-75	23	5	6	2	.261	0	0	0	0
TAYLOR, Dave (ss) .. 75	8	0	2	0	.250	0	0	0	0
THORNTON, Joe (cf) .. 69	9	3	1	0	.111	0	0	0	0
TOOLE, Jack (ss) .. 69	15	3	3	2	.200	1	0	0	1
TRIPP, Bobby (ss-2b) .. 70-73	125	25	32	17	.256	1	1	0	2
TYLER, Billy (ph) .. 77	1	0	1	0	1.000	0	0	0	0
VANN, Richard (p) .. 69-70	1	0	0	0	.000	0	0	0	0
°VIERS, Craig (lf-rf) .. 75&77	45	9	17	15	.378	2	2	1	2
WADE, Zack (c) .. 65	12	1	1	0	.083	0	0	0	0
WHITE, Bob (3b) .. 72-73	38	0	6	1	.158	0	0	0	1
°WHITEHEAD, Cecil (c) .. 77	35	8	11	8	.314	3	1	0	1

NOTE: °denotes currently active player.

VALDOSTA STATE
1955--1977
TOURNAMENT CAREER
Pitching Totals

	GAMES	INNINGS PITCHED	HITS	RUNS	EARNED RUNS	WALKS	STRIKE OUTS	WON-LOST	E.R.A.
ARNETT, Pat (R) .. 73	5	36.1	33	9	7	18	31	2-2	1.73
BEALE, Chuck (R) .. 77	5	9.1	10	4	3	4	4	1-0	2.89
BENNETT, Ronald (L) .. 71-72	6	28.2	29	20	10	8	21	1-2	3.14
BLACK, Collier (R) .. 71	2	4.1	6	4	2	0	4	1-0	4.16
BOWEN, Sam (R) .. 73-74	3	27	15	3	3	11	37	3-0	1.00
BOWERS, Rick (R) .. 73-74	3	6	5	3	1	5	1	0-0	1.50
CHADWICK, Dan (R) .. 71-74	8	20.1	25	15	12	9	11	1-1	5.31
DANEY, Lee (R) .. 73	3	20	15	6	5	14	15	2-1	2.25
DARDEN, Dan (R) .. 74-75	1	0	0	0	0	2	0	0-0	0.00
FISHER, Eddie (R) .. 69	1	9	9	8	4	3	10	1-0	4.00
FORTNER, Ron (R) .. 65	1	8	6	5	4	6	8	0-1	4.50
HASSELL, Andy (R) .. 70-73	6	14	20	14	5	8	6	1-0	3.21
LEACH, Dale (R) .. 77	1	2.2	5	4	0	3	0	0-0	0.00
LEE, Greg (R) .. 70	3	16.1	14	4	3	2	6	1-0	1.65

TOURNAMENT PITCHING (continued)

	GAMES	INNINGS PITCHED	HITS	RUNS	EARNED RUNS	WALKS	STRIKE OUTS	WON-LOST	E.R.A.
LeFILES, Marty (R) .. 72-74	8	31	29	15	10	11	8	3-0	2.90
McDIFFITT, Steve (R) .. 74-75&77	6	39	37	24	20	12	18	1-3	4.62
MONTGOMERY, Paul (R) .. 70	1	0.2	4	3	2	1	0	0-0	26.87
PARSONS, Bill (R) .. 74-75	3	6.2	6	5	5	5	1	0-0	6.75
PERRY, Mike (L) .. 65	2	12.2	10	5	3	8	8	1-1	2.13
PETERS, Ray (R) .. 65	1	5.1	4	1	1	4	2	0-0	1.69
PETROVICH, Dan (L) .. 69	2	18	15	2	2	5	18	2-0	1.00
PETTY, Bill (L) .. 74-75&77	6	31	31	13	10	11	8	2-2	2.90
PURDY, Leroy (L) .. 69-72	8	54.1	55	27	16	17	34	2-5	2.65
SIMPSON, Rusty (R) .. 69-72	7	40.2	47	20	14	7	17	3-1	3.09
SORGIUS, Steve (L) .. 70	2	11.2	11	10	6	11	7	1-1	4.63
SULLIVAN, Richard (L) .. 77	5	19.1	13	6	6	8	16	2-2	2.79
VANN, Richard (L) .. 69-70	2	0.2	4	1	0	0	0	0-0	0.00
^o WALL, Jimmy (L) .. 77	3	18.1	10	2	2	10	3	1-0	0.98

NOTE: ^odenotes a currently active player. The years listed for each pitcher denote those years in which Valdosta State was engaged in tournament play, whether or not that particular pitcher saw tournament action.

