

VALDOSTA STATE



1986 Media Guide

TO THE WORKING MEDIA ...

PRESS BOX

Cleveland Field, the football home of Valdosta State's Blazers, is topped on the South side by a two-level press box with adequate seating on the lower level for about 12 writers. Broadcasters, film crews and photographers use the upper level.

PRESS BOX SERVICES

Standard services are provided for media personnel — flip cards, cumulative statistics, media guides, programs, play-by-play accounts at the conclusion of each quarter, abbreviated statistics at halftime and complete final statistics as soon as possible at the end of the game. Ample telephone service is available. Soft drinks will be served.

MEDIA CREDENTIALS

Contact Steve Roberts, SID, for press passes as far in advance as possible. Passes will be mailed if time permits. If not, they will be left at the Will Call window at the Southeast ticket booth at Cleveland Field. The passes will be at the Will Call window an hour and a half before kickoff.

MEDIA PARKING

Parking for the media is available near the Southeast Gate at Cleveland Field. No parking sticker is necessary.

RADIO

Valdosta State has a radio booth for the originating station for the Blazer Sports Network. A modular plug phone line is provided the official broadcast team of the opponent for each game. Visiting radio will use the upper level (no booth) and should ob-

tain permission and credentials in advance from Steve Roberts, SID. Gulf South Conference opponents are provided the phone line at no charge. Other opponents are charged a \$50 fee. The visiting radio phone number is (912) 247-7277.

SCOUTS

Requests for scouting credentials should be made directly to Steve Roberts, SID, early during the week of the game to be scouted.

OFFICES

Offices of all football coaches are located in the old gymnasium, which also houses the football fieldhouse and ticket office. All other athletic offices, including the sports information office, are located in the physical education complex.

SPORTS INFORMATION MAILING ADDRESS

Steve Roberts
Sports Information Director
Athletic Department
Valdosta State College
Valdosta, GA 31698



PHOTO CREDITS

Many thanks to Valdosta State photographer Derek Pickup, freelance photographers Joseph and Barbara Millard and Bill England of the VSC public relations office for their time and talent which produced the photos in this media guide.

Please Display Your Press Credentials at ALL Times!

1986 SCHEDULE

DATE	OPPONENT	SITE	TIME
Sept. 13	Fort Valley State	Warner Robins	7:30 p.m.
Sept. 20	Central Florida	Orlando, FL	7:00 p.m.
Sept. 27	UT - Martin*	Martin, TN	7:00 p.m.
Oct. 4	Jacksonville State*	Valdosta	2:00 p.m.
Oct. 11	Troy State*	Troy, AL	7:00 p.m.
Oct. 18	Livingston*	Valdosta	2:00 p.m.
Oct. 25	West Georgia*	Carrollton	2:30 p.m.
Nov. 1	Savannah State (Homecoming)	Valdosta	2:00 p.m.
Nov. 8	Mississippi College*	Valdosta	2:00 p.m.
Nov. 15	Delta State*	Cleveland, MS	7:00 p.m.
Nov. 22	North Alabama*	Valdosta	2:00 p.m.

* Gulf South Conference Games

ALL TIMES LOCAL

THE COVER

The nucleus of the 1986 Valdosta State football team is pictured on the cover. First year head coach Mike Cavan, who came to VSC last spring after 13 years on the Georgia staff, is surrounded by four outstanding seniors who he is depending on to help make his initial campaign a success. From left, offensive guard R.D. Swain of Cairo, cornerback Dallis Smith of Albany, cornerback Dennis Smith of Albany, and inside linebacker Jessie Tuggle of Griffin.

MIKE CAVAN

Associate Athletic Director Head Football Coach

When the head football coaching position came open for the third time in five years last February, Valdosta State president Dr. Hugh Bailey decided it was time to go after a dynamic individual, a person with whom Blazer fans and supporters could identify.

He found such a person in Michael George Hains Cavan, who had spent almost half of his 37 years playing for, then coaching at the University of Georgia. Bailey convinced Cavan, who had been the running backs coach at Georgia since 1975, it was time to become a head coach and Valdosta State was the place.

Cavan accepted Bailey's challenge in mid-March, and on April 7 he greeted his football team for spring practice. Things haven't slowed down since, nor does the personable Cavan expect them to for a while yet.

"There is so much to do and not enough time, but we came here to build a top notch program and that's what we're going to do," Cavan said. "I had a long and satisfying stay at Georgia, but it was time to move on. I was and have continued to be extremely impressed with Dr. Bailey. He is behind this program one thousand percent.

"One of the keys to our success will be getting the people in the Valdosta community as well as the surrounding area behind the program. Everybody knows Valdosta is an outstanding football community. I've recruited this area for years, and my family and I are excited to become a part of this community."

A native of Thomaston, Cavan was an all-round athlete at Robert E. Lee High School where he played for his father, Jim, one of the all-time great high school coaches in the state. His senior season he made all-state and was named the Atlanta Touchdown Club's player of the year.

Georgia's starting quarterback in 1968, 1969 and 1970, Cavan led the Bulldogs to the Southeastern Conference championship as a sophomore and was named to the All-SEC Sophomore team by The Associated Press and was chosen SEC Sophomore of the Year by the Jacksonville Journal, outpolling such stars as Archie Manning of Ole Miss and Scott Hunter of Alabama. He also made the Atlanta Constitution All-South team.

In that great sophomore season, Cavan piled up over 1700 yards in total offense, leading Georgia to an 8-0-2 regular season finish, the SEC crown and a bid to the Sugar Bowl. He passed for nine touchdowns, completing 56 percent of his passes, and ran for four TDs. In his career, Cavan gained almost 3400 yards in total offense and was responsible for 26 touchdowns.

Following his playing career, Cavan worked in real estate in Athens for two years before joining the Georgia coaching staff as a graduate assistant on the freshman team. He was elevated to a full-time status as offensive backfield coach in 1975.

An excellent recruiter, Cavan lured all SEC performers Lindsay Scott, Tommy Thurson, Donald Chumley and Greg Waters



to Georgia. His most famous recruit, however, was three-time all-American and Heisman Trophy winner Herschel Walker.

Cavan is married to the former Becky Pittard of Duluth, and they have two children, Michael, 11, and Mima, 8. His sister, Joanie, is a 1968 graduate of Valdosta State.

Cavan Thumbnail

Born: April 15, 1948 (age 38)

Hometown: Thomaston, Ga.

Education: Robert E. Lee High School, Thomaston, Ga.
University of Georgia (B.S. Ed.)

Coaching Experience: University of Georgia, freshman assistant, 1973-74; offensive backfield coach, 1975-85; Valdosta State College, associate athletic director and head football coach, 1986.

Religious Affiliation: Presbyterian.

Hobbies: Golf, hunting, fishing.

Family: Wife, Becky; two children, Michael, 11, Mima, 8.



The Cavans: Becky, Michael, Mima, Mike.

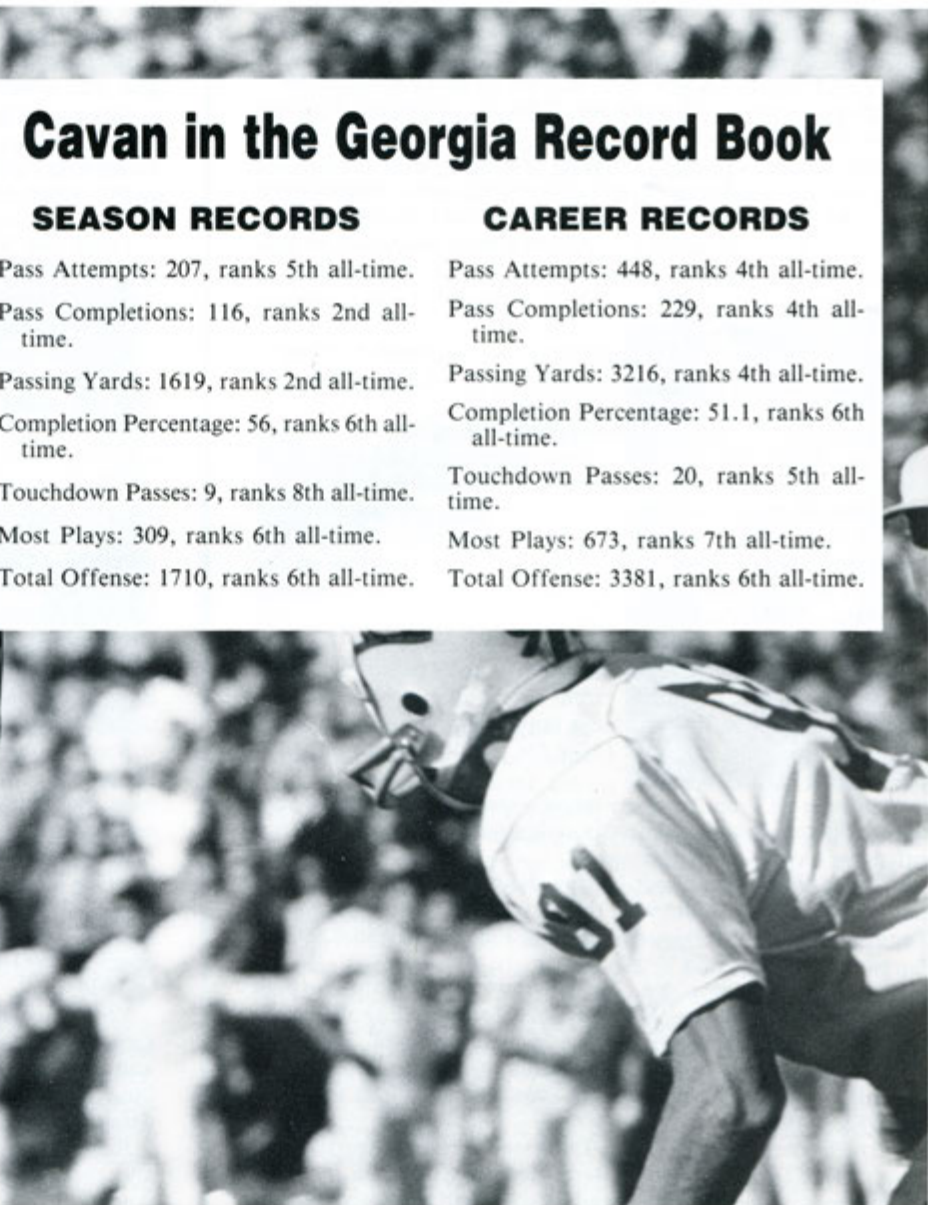
Cavan in the Georgia Record Book

SEASON RECORDS

Pass Attempts: 207, ranks 5th all-time.
 Pass Completions: 116, ranks 2nd all-time.
 Passing Yards: 1619, ranks 2nd all-time.
 Completion Percentage: 56, ranks 6th all-time.
 Touchdown Passes: 9, ranks 8th all-time.
 Most Plays: 309, ranks 6th all-time.
 Total Offense: 1710, ranks 6th all-time.

CAREER RECORDS

Pass Attempts: 448, ranks 4th all-time.
 Pass Completions: 229, ranks 4th all-time.
 Passing Yards: 3216, ranks 4th all-time.
 Completion Percentage: 51.1, ranks 6th all-time.
 Touchdown Passes: 20, ranks 5th all-time.
 Most Plays: 673, ranks 7th all-time.
 Total Offense: 3381, ranks 6th all-time.



COACHING STAFF

David McKnight

OFFENSIVE COORDINATOR



Mike Cavan knew when he took the Valdosta State head job that the Blazer offense the three previous years had not been consistent. He also knew he had the person in mind who had a proven track record for turning out high-powered scoring machines on the high school level.

One of Cavan's first moves after taking the job was to lure his former Georgia roommate away from the head coaching job at Glynn Academy in Brunswick. David McKnight, who had enjoyed seven winning seasons at Glynn, accepted Cavan's challenge and joined the Blazer camp last April in time for spring practice.

He immediately installed a multiple offense, one which he says has no name but is geared to taking advantage of what the defense will give you. But the main thing he "installed" during the spring was confidence.

"Confidence is the main ingredient for a successful offensive attack," McKnight said. "Without it, you're not going to get the job done."

"Our goal is to have the defense think it must stop the run and the pass. We'll take what the defense gives us, trying not to line up and bang heads. We don't want to be committed to the run or the pass but be able to do both effectively in given situations."

McKnight, after assessing the offensive personnel on hand, is aware the Blazers won't be as strong up front as some of the defenses they will face. We'll basically use the approach that the better the team is, the less we'll be able to run. If we're even with or better than the opponent, the more we'll be able to run."

McKnight likes the offense because it is not a one-dimensional set, which depends to a great extent on the quarterback for success. "The quarterback is of course important but he doesn't have to be the dominant player in order for the offense to move the ball."

McKnight's Glynn Academy teams averaged seven wins a year during his tenure with last year's club going 10-2, setting several offensive records in the process.

"The saddest thing about leaving the high school ranks is I'll miss the close association with the players," he said. "However, I consider this a great opportunity, and I'm excited about returning to college coaching."

A native of Hampton, Va., McKnight was an all-American high school player at Hampton High School before enrolling at Georgia in 1965. He was a three-year starter at defensive end. Following a tour of duty as an officer in the Army, he returned to Georgia to work on his graduate degree in physical education, which he received in 1973.

He held coaching positions at Tennessee Tech and Appalachian State before taking over the Glynn Academy program in 1979.

McKnight is married, and he and his wife Beth have two children.

Rusty Russell

DEFENSIVE COORDINATOR



John Erskine (Rusty) Russell was on the job at Valdosta State almost as soon as new head coach Mike Cavan was. Cavan announced one day after taking the VSC job that Russell would be joining him as his defensive coordinator, and Russell did just that less than a week later.

Russell, 33, is the son of former Georgia defensive coordinator Erk Russell and has literally been a student of defensive football all his life. He brings a simple philosophy to the Blazer defensive camp, which has exhibited solid play for the last three years.

"We're going to try to win football games," Russell says.

To do that, Russell instituted changes in the spring, going from an odd to an even scheme. Simply put, the new look has defensive ends and tackles as down linemen, two outside linebackers, two inside linebackers, two cornerbacks and a free safety.

While Russell inherits some outstanding defensive football players, he also faces a critical shortage of depth throughout the defense, making his challenge more demanding. The change in schemes created personnel problems, many of which were not solved in the spring.

"Because of graduation and attrition, we have some big question marks throughout the defense," Russell said. "Tuggle (Jessie) and Reddings (Keith) are good players, and I hope the Smith twins (Dallis and Dennis) develop into excellent players. Hanton (Jeff) can be a good safety. All of those are seniors and must develop into our leadership corps."

"But we've got to develop more players and play a lot more people than have been played in the past. We're not going to have the personnel to get away with some of the gambling that has been done."

Russell grew up in Athens and played at Clarke Central High School before going to Florida State. He transferred to Georgia after one year and had an outstanding career as a defensive end and linebacker on three Junkyard Dog defenses.

After receiving a business administration degree in 1976 and working in sales for a couple of years, Russell returned to Georgia as a graduate assistant for one year and as scout team coach for two more. He joined the Memphis State staff as outside linebackers coach in 1981 and moved to Vanderbilt as defensive ends coach in 1984.

"My association with Rusty goes back to our days at Georgia," Cavan said. "I've followed him as a player and coach at Georgia and as a coach at Memphis State and Vanderbilt. He is an outstanding young coach who in time will get the job done for us defensively."

Russell is married to the former Pam Stroh of Des Moines, Iowa, and they have four children, Brian, 11, Jill, 8, Angie, 6, and Audrey, 1.

George Collins

OFFENSIVE ASST. LINE

George Collins, an all-American offensive lineman in the mid-1970's at Georgia, joined Mike Cavan's staff last spring as offensive line coach.

A high school all-American at Warner Robins High School, Collins was a starting offensive guard from 1975-77, and was part of what is considered one of the best Bulldog offensive lines in history in 1976, a year Georgia won the Southeastern Conference championship.

Following his senior season, Collins played in the East-West Shrine game and the Senior Bowl before being drafted by the St. Louis Cardinals. He played in St. Louis for five seasons before joining the Jacksonville Bulls of the United States Football League where he played for two years.

Collins returned to Georgia last season as a graduate assistant before coming to VSC in time for spring practice. He completed work on his master of education degree during the summer.

He is married, and he and his wife Tina have two children, Amy and Brad.



Jack Brinkley

DEFENSIVE ASST. SECONDARY

Jack Brinkley returned to college coaching last spring after a year away from the game and will coach the secondary this fall.

Brinkley, a native of Asheville, N.C., was a four-sport letterman in high school, earning 10 varsity letters in football, basketball, baseball and track. He went on to Western Carolina University where he was a starter at strong safety. He received his B.S. in education degree from Western Carolina in 1977.

Brinkley, 32, began his coaching career as defensive backs coach at Elbert County High School in Elberton, and two years later moved to Hanahan High School in Charleston, S.C., as defensive coordinator. He entered college coaching in 1980, becoming the defensive coordinator at West Georgia College when the Braves reinstated football. He was the coordinator of the 1982 West Georgia team which won the Division III national championship.

Brinkley left West Georgia following the 1984 season to become area director for the Fellowship of Christian Athletes in South Georgia based in Valdosta. He joined Mike Cavan's staff as secondary coach in the spring. He is married to the former Diana Swann, and they are expecting their first child in September.



Buck Belue

OFFENSIVE ASST. QUARTERBACKS, RECEIVERS

Buck Belue, who began his brilliant athletic career in Valdosta, became the final member of Mike Cavan's staff when he came on board during the summer to coach the quarterbacks and receivers.

Belue was a four-year starter at quarterback for Valdosta High School, directing the Wildcats to 10-2, 9-2 and 12-2 records his last three years. He turned down an attractive baseball offer from the Chicago White Sox to play football at Georgia where he starred in both sports. His football career was highlighted by the Bulldogs winning the national championship in 1980. He was captain of the 1981 Georgia team which also played in the Sugar Bowl.

Belue was drafted by the Montreal Expos following his senior year at Georgia and played in the Expo farm system for his two seasons before quitting to pursue a professional football career. He joined the Jacksonville Bulls in 1984 and was the starting quarterback in two games that season.

Belue, who is single, is pursuing a degree in communication arts. This is his first coaching job.



David Napert

DEFENSIVE ASST. LINE

David Napert is entering his second season as a member of the Valdosta State football staff, having coached the defensive ends last year. Last spring he was given the responsibility of the defensive line, and he'll have that job this fall. He is also in charge of the strength program and the off-season conditioning program for the Blazers.

Napert, 26, came to VSC from Panama City, Fla., where he coached football, basketball and track at Rutherford High School for two years. A native of Rockledge, Fla., he was an outstanding football player at Rockledge High School, making all-conference as a tight end and linebacker. He also ran track in high school.

He was recruited by Troy State to play football and was a four-year letterman for the Trojans at defensive end. He graduated from Troy State in 1982 with a B.S. in education, physical education and biology.

Napert, who is single, completed work on his master's degree in physical education this past summer.



Willie McClendon

**OFFENSIVE ASST.
RUNNING BACKS**



Willie McClendon, an outstanding running back at Georgia from 1975-78, will coach that position at Valdosta State this fall.

A native of Brunswick, McClendon was an all-state performer at Glynn Academy before enrolling at Georgia, where he was a three-year starter at tailback. He was a member of the 1976 SEC championship team and played in the Sugar and Bluebonnet bowls. He enjoyed a tremendous senior season and still holds the Georgia record for most yards rushing by a senior with 1312. He captained the 1978 team and was named to the all-SEC squad.

Following his Georgia career, McClendon was drafted by the Chicago Bears and played five seasons before joining the Jacksonville Bulls of the United States Football League for the 1984 season.

"To be able to obtain someone of Willie's background and knowledge of football is a tremendous plus for Valdosta State," head Coach Mike Cavan said. "The players here will immediately be attracted to him."

McClendon is married to the former Susan Crim of Atlanta, and they have two sons, Brandon, 5, and Bryan, 2.

Jim Lindsey

**DEFENSIVE ASST.
OUTSIDE
LINEBACKERS**



Jim Lindsey is beginning his second season on the Valdosta State staff, and this year will coach outside linebackers for the Blazers.

A native of Trenton Fla., Lindsey, 28, came to VSC from Camden County High School in St. Mary's where he coached the offensive line. Before going to Camden County he coached inside and outside linebackers at Fitzgerald High School.

A four-sport letterman at Trenton High School, Lindsey was an all-conference football player, receiving a scholarship to Copiah-Lincoln Junior College in Wesson, Miss. After two years as an inside linebacker at Copiah-Lincoln, he was signed by Troy State. He graduated from Troy State in 1983 and received his master's degree from Valdosta State last year.

Lindsey coached the wide receiver corps for Valdosta State last season, but was moved to the more familiar defensive side of the ball by Coach Cavan last spring.

Jim Rudd

**ATHLETIC
TRAINER**



Jim Rudd joined the Valdosta State athletic staff in July 1985 as head athletic trainer, bringing 15 years experience to the important job.

In addition to his head trainer duties, Rudd will direct the curriculum of the new athletic training major which will be instituted by the Department of Health, Physical Education and Athletics this fall.

Rudd oversees a staff of eight people and maintains two fully equipped training rooms, one in the football fieldhouse and another in the physical education complex.

Rudd, 35, came to VSC from West Virginia University, where he was coordinator of athletic training education. A native of New Jersey, he received the B.S. Degree in biology from St. Lawrence University of Canton, N.Y., and earned the M.S. degree in physical education from the University of North Dakota where he worked as an assistant trainer.

He has been the head athletic trainer at Mercer County Community College in Trenton, N.J., and at Kansas State University in Manhattan. Rudd is married and he and his wife Elaine have one daughter, Jennifer, 7.

Larry Lampert

**EQUIPMENT
MANAGER**




Every football program must have a behind-the-scenes person who takes care of all the every day, run of the mill, unglamorous duties which must be done if the program is going to run smoothly.

Valdosta State is fortunate to have Larry Lampert heading up that job, and the Air Force veteran does it to perfection. Lampert came on the job as a volunteer helper when football was initiated in 1982 and was later hired as equipment manager.

Taking care of the football equipment is just one of a myriad of assignments the personable Lampert handles. He is in charge of the Blazers' managerial staff and takes care of the game filming for football as well as men's and women's basketball.

An Illinois native, Lampert retired from the Air Force after serving 22 years. His last assignment was at Moody Air Force Base near Valdosta, and he decided to make his home here. He is married, and he and his wife Dottie, an avid Blazer fan, have two sons, Mark and John. John is in his fifth season as a student trainer for the Blazers.

COACHING STAFF



L — R: Willie McClendon, David Napert, George Collins, Rusty Russell, Mike Cavan, David McKnight, Jack Brinkley, Buck Belue, Jim Lindsey.

MANAGERS & TRAINERS



L - R — John Martin, Andy Jones, Greg Torrance, Chuck Pearson



*Jenny Cowlinoski, Kimberly Rose, Paul Higgs, John Lampert
Mike Hubbard, Scott Vines, Mike Pike, Ed Tillman*

CAVAN ASSESSES THE 1986 BLAZERS

THE OFFENSIVE LINE

"We've got some guys coming back who are seniors. R.D. Swain, who we expect great leadership out of, Keith Bonnell, Ray Lloyd, Bill Wilhelm, Buddy Ratledge, these guys are seniors who are maybe not great players but they have some experience and they've been around. Hopefully with a lot of hard work and determination we can get good offensive line play. That's the key to the offense. We're looking for some help from among the recruits. I hope several of them will come in and push for playing time. Our offensive linemen need competition from within. That's the greatest thing in the world. That's how you get better."

THE TIGHT ENDS

"We moved Ben Reaves back to tight end last spring and he had a good spring, but we don't have anybody behind him right now. We're looking for someone to step in and create competition. It's an important position in our offense."

THE WIDE RECEIVERS

"Last spring we didn't have Darrien Teals who was involved in baseball. Naturally we're expecting great things out of Darrien in the fall. Freshman redshirt Chuck Cutchen had a good spring for us. Our wide receivers are going to be a vital part of our offense because we're going to throw the ball more than in the past. We think we have some help coming from among the recruits. Randy Fisher was a great high school player at Glynn Academy and Todd Williams had a great career at Lowndes as did Kent Flournoy at Central of Thomasville. The competition could be very strong at this spot, which is good."

THE QUARTERBACK

"We come back in the fall without a No. 1 quarterback, and that's not good. Mark Dace and Terry Mallory finished the spring dead even, and they'll be fighting it out for the starting job. I want to settle on that early. I want one of these guys to take over, take the responsibility and be a leader. I think you've got to have two quarterbacks, but I also think you've got to settle on one guy and stay with him. Having been a quarterback myself, I don't think you can keep shifting people around. One of those guys has got to step forward and be a player for us."

THE RUNNING BACKS

"Donnie Harrell and Mike Williams looked good at times during the spring but lacked consistency. Max Vickers had an outstanding spring running out of the H back spot and out of the tailback position in short yardage situations. Max is a senior and he gives us some stability back there. But overall we need to up the level of our running backs. We're looking for improved play there, either from the guys coming back or from the recruits. We've got to be better at running back."

THE INSIDE LINEBACKERS

"You have to start with Jessie Tuggle who is just an outstanding player. He's been a leader and as a senior will be looked to even more by his teammates. But after Jessie, we're kind of thin at linebacker. That's going to be a critical developing point this fall. Scott Mowry and Andy Blanchard have some experience on the inside, and we're looking for some youngsters to step in and help. Jessie's a great one, but he can't carry the whole load. He's got to have some help."

THE OUTSIDE LINEBACKERS

"This is a more critical spot than the inside because we have very little experience. Only Charles Mitchell has played much. We looked at several people there in the spring including Fitzgerald Williams, Emmett Watkins and Jeff Hooks. We're hoping the competition here will be strong in the fall."

THE DEFENSIVE LINE

"We have some senior leadership coming back along the defense front, but we're awfully thin. Keith Reddings had a great spring at defensive end. He's a senior and a quiet leader. Two other seniors, James Gibson and Dan Strickland, missed the spring with injuries, but we expect them to come back and play well at the tackles. Oliver Blount and Herschel Wooten, both sophomores, made improvement in the spring. But we've got to get some more people along the defensive line. It's another area where we need the youngsters to offer competition and provide depth."

THE SECONDARY

"This is an area where we have a chance to be pretty strong. Both Dennis and Dallis Smith are outstanding cornerbacks, and Jeff Hanton is a solid safety. With those three seniors we could be better than average in the secondary. Defensively you always look to the secondary first. If you're not sound back there, you could have some problems. But like so many other places we need more players in the secondary. We'll be trying to develop depth there in the fall."

THE RECRUITING CLASS

"I wasn't involved with all the recruits by any means, but I think this class of recruits is the best we've had around here in a while. We signed some big kids, some big linemen and that's what we needed. Of course the big problem with offensive linemen in particular is they take time to develop. Hopefully these guys can come in here and plug in as backups and progress as the season progresses. I think we have some skill people coming in who have a chance to have an immediate impact. Robert Hunter at running back, Randy Fisher at wide receiver, Scottie Long at linebacker, these are impact players who have a chance to come in and play immediately. Overall, I'm excited about the recruiting class. I hope it's as good as I think it is."

1986 OUTLOOK



Valdosta State football enters its fifth season this fall, and the 1986 Blazers will be trying to pull out of a rut of three straight 5-6 seasons and put the first winning campaign in the school's young grid history on the board.

To get the job done VSC turned last spring to long-time Georgia assistant Mike Cavan. The personable Cavan hired a staff dominated by former Georgia players and overhauled the team's approach to the game, especially offensively. It was the offense which failed the Blazers for the third straight year in 1985, and it's the area which must show marked improvement for Valdosta State to be competitive in 1986.

Nobody is more aware of this than Cavan.

"No doubt about it, we must improve offensively," Cavan said. "The main thing we tried to accomplish in the spring on the offensive side of the football was to try to get the confidence level built up. Our offensive players must believe that they are going to be a big factor in our success.

"As I told the players when I took over, we've got to be a complete offensive, defensive and special teams team to be a solid team that can compete week in and week out in the Gulf South Conference. I think Valdosta State has had the reputation of being strong on defense. We want to maintain that reputation and at the same time bring the offense up to that level.

"I think we made some definite strides in that direction in the spring. I think the players left for the summer believing in what we're doing. We still have a long way to go, but with the players we have coming back plus what we think is a solid group of

newcomers I believe we can have a good offensive football team."

Cavan said versatility will be the key word for his wide open offensive attack.

"We want to be unpredictable, run when the defense expects pass and pass when they expect run. We've got to keep the opponents off balance. We're not strong enough up front to line up, knock people off the ball and run on every down. Hopefully, we're going to be versatile and that way we can keep people off balance."


Defensively, Cavan was generally pleased with what he saw in the spring but is concerned about the lack of depth.

"I thought the defense came a long way in the spring after being behind early because of changing from an odd to an even front. We have some good athletes on defense, and I thought they were beginning to pick up our defensive philosophy toward the end of spring practice. I hope this fall they'll pick up where they left off and continue to give us the kind of play we're going to need."

Because time was at a premium in the spring Cavan didn't work a lot on the kicking game, but it's an area he considers extremely important and one in which he expects the Blazers to excel.

"I know we have an outstanding punter and place kicker returning. We're going to spend a lot of time on the kicking game this fall. Hard work is the key to having a strong kicking game, and we're going to have it."

In summary, Cavan again talked about consistency and completeness. "You've got to be good offensively, defensively and in the kicking game in order to win a championship. And that's what we're here for is to win a championship."



Mallory



Dace



Funderburk

QUARTERBACK

One of the disappointments in the spring was nobody stepped forward to take over the all-important job. Senior Terry Mallory (6-1, 190) and junior Mark Dace (5-11, 190) both had their good days, but neither was consistent enough to take charge.

Cavan says he'll settle on either Mallory or Dace as quickly as possible in the fall. Sophomore Darrell Funderburk (5-11, 180), who started several games as a freshman last year, could also be a factor.



Vickers



Harrell



Williams

RUNNING BACKS

Several players had good springs, especially senior Max Vickers (5-10, 201), who ran well out of the H back spot and from the tailback position in short yardage situation. Sophomores Donnie Harrell (5-6, 160) and Michael Williams (5-10, 170) also had solid springs.

Cavan expects strong competition in this area in the fall and believes it can be a solid position.



Reaves



Teals



Cutchen



Brookins



Webb



Hoven



Cody

TIGHT END / WIDE RECEIVER

These positions are vitally important in the Blazer offensive scheme, and Cavan expects his recruiting class to play a big role.

Senior Ben Reaves, who played tight end as a sophomore, returned to that spot in the spring and was impressive, catching six passes for 74 yards and a touchdown. His competition will likely come from the newcomers.

Sophomore Darrien Teals (5-6, 150), last year's leading receiver, played baseball in the spring, but Cavan expects him to be a leader again this year. Sophomore Arthur Webb (5-10, 195) and redshirt freshman Chuck Cutchen (6-1, 170) enjoyed good springs as did sophomore Jimmy Brookins (6-2, 195) and junior Greg Hoven (6-4, 180).

Cavan expects freshman recruit Randy Fisher (5-11, 180) to make an immediate impact on the receiving corps.



Swain



Bonnell



Ratledge



Lloyd



Wilhelm



Banks




Nesmith

OFFENSIVE LINE

Some outstanding senior leadership returns along the offensive front, and Cavan expects marked improvement. The seniors — guard R.D. Swain (6-1, 240), tackles Keith Bonnell (6-1, 275) and Buddy Ratledge (6-3, 280) and centers Ray Lloyd (6-1, 250) and Bill Wilhelm (6-1, 220) — were beginning to jell at the end of spring practice. All started at least some of the time last season as did junior guard Bryan Banks (6-2, 250).

This is another area Cavan expects to have strong competition from newcomers. It is a critical area which will get major attention in the fall.



Tuggle



Mowry



Blanchard



Green



Williams



Mitchell



Watkins



Hooks

INSIDE LINEBACKERS

Jessie Tuggle (5-11, 230), a first team all-conference performer, returns for his senior season, bringing outstanding leadership and excellent play to the all-important inside position. He was the third leading tackler last year with 107 stops and led the team in tackles for losses with nine. Junior Terrence Green (6-0, 220) played behind Tuggle in the spring.

The other inside spot has sophomore Scott Mowry (6-2, 210) and senior Andy Blanchard (6-2, 225) returning.

OUTSIDE LINEBACKERS

The change from an odd to an even scheme affected this position more than others on the defense, which the depth chart at the end of spring practice indicated. Inexperience surrounds the position with junior Fitzgerald Williams (5-10, 180) and junior Charles Mitchell (6-1, 200) on one side and senior Emmett Watkins (5-11, 200) and junior Jeff Hooks (5-10, 195) on the other. Of that foursome, only Mitchell has seen much playing time.

DEFENSIVE LINE

The first line players along the defensive front are proven performers, but depth is a critical shortage. Senior defensive end Keith Reddings (6-0, 210) has started for three years and had an outstanding spring. On the other side, sophomore Oliver Blount (6-1, 240) gained experience as a freshman and improved during the spring. Junior Eric Faulkner (6-1, 195) and redshirt freshman Darrell Tarver (6-0, 210) are also in the picture.



Reddings



Gibson



Wooten



Strickland



Blount



Faulkner



Tarver

The defensive tackle spot is very tentative. Attrition hit the position hard, and spring injuries prevented proven players from learning the new scheme. The depth chart at the end of spring had sophomore Herschel Wooten (6-1, 250) and sophomore Sammie Price (6-1, 265) starting with seniors James Gibson (6-0, 255) and Dan Strickland (6-1, 230) behind them. Gibson and Strickland missed the spring work with injuries.



Smith



Smith



Hanton



Lyle



Gallman



Orr



Lovejoy

THE SECONDARY

The front line players in the secondary are as solid as any on the team, but there is no proven depth whatsoever. The corners are in the good hands of twins Dallis and Dennis Smith, both 5-11, 170 and both seniors. Dallis has been a first team all-conference player for two seasons and enters the year with 12 career interceptions. The safety is senior Jeff Hanton (5-8, 165), who made a successful transition from cornerback in the spring.

The second team cornerbacks at the end of spring were redshirt freshmen Mikael Lovejoy (5-9, 170) and Calvin Orr (5-7, 150). Behind Hanton at safety was another redshirt freshman, Wayne Gallman 5-11, 175). Freshman Leland Lyle (6-1, 180), a transfer from Georgia Tech, is another possibility at safety.



THE KICKING GAME

As far as the actual kickers go, the Blazers are in good shape. Mallory is an all-conference punter who averaged a league-leading 42.2 yards on 72 punts last season. Senior Keith Moore (6-1, 190) has proven to be a steady placement and kickoff man. He has led the team in scoring the last two seasons with 59 points each year and has 34 field goals in his career, including a conference record 54-yarder last season. Sophomore David Stokely (6-2, 190), while untested under fire, also has a strong leg.

As Cavan said, little time was spent on the overall kicking game in the spring. The punt and kickoff returners as well as the other personnel on the special teams will be decided on in the fall.

VALDOSTA STATE DEPTH CHART

(End of Spring Practice)

OFFENSE

SPLIT END

87 Cary Cody, Sr.
81 Greg Hoven, Jr.

LEFT TACKLE

*60 Keith Bonnell, Sr.
63 Clay NeSmith, So.

LEFT GUARD

*72 Bryan Banks, Jr.
77 John Norris, Jr.

CENTER

*50 Ray Lloyd, Sr.
53 Bill Wilhelm, Sr.

RIGHT GUARD

*71 R.D. Swain, Sr.
61 Bert Gelis, So.

RIGHT TACKLE

74 Buddy Ratledge, Sr.
65 Jimmy Brooks, Fr.

TIGHT END

28 Ben Reaves, Sr.
10 Jimmy Brookins, So.

FLANKER

* 1 Darrien Teals, So.
Chuck Cutchen, Fr.

QUARTERBACK

* 9 Mark Dace, Jr.
14 Terry Mallory, Sr.

RUNNING BACK

33 Max Vickers, Sr.
83 Arthur Webb, So.

RUNNING BACK

32 Mike Williams, So.
*36 Donnie Harrell, So.

LETTERMEN RETURNING (22) — OG Bryan Banks, OT Keith Bonnell, TE Jimmy Brookins, RB Eric Clark, WR Cary Cody, QB Mark Dace, QB Darrell Funderburk, OG Bert Gelis, RB Donnie Harrell, WR Greg Hoven, RB Jerome Jackson, C Ray Lloyd, QB Terry Mallory, OT Clay NeSmith, OG John Norris, OT Buddy Ratledge, TE Ben Reaves, OG R.D. Swain, WR Darrien Teals, RB Max Vickers, C Bill Wilhelm, RB Mike Williams.

*1985 Starter

DEFENSE

LEFT END

64 Oliver Blount, So.
93 Eric Faulkner, Jr.

LEFT TACKLE

76 Herschel Wooten, So.
70 James Gibson, Sr.

RIGHT TACKLE

*56 Sammie Price, So.
*66 Dan Strickland, Sr.

RIGHT END

*93 Keith Reddings, Sr.
Darrell Tarver, Fr.

OUTSIDE LINEBACKER

26 Fitz Williams, Jr.
48 Chas. Mitchell, Jr.

INSIDE LINEBACKER

*88 Jessie Tuggle, Sr.
Terrence Green, Jr.

INSIDE LINEBACKER

40 Scott Mowry, So.
52 Andy Blanchard, Sr.

OUTSIDE LINEBACKER

34 Emmett Watkins, Sr.
11 Jeff Hooks, Jr.

CORNERBACK

*21 Dallis Smith, Sr.
20 Mikael Lovejoy, Fr.

FREE SAFETY

5 Jeff Hanton, Sr.
41 Wayne Gallman, Fr.

CORNERBACK

* 6 Dennis Smith, Sr.
25 Calvin Orr, Fr.

LETTERMEN RETURNING (16) — LB Andy Blanchard, DE Oliver Blount, DE Eric Faulkner, DT James Gibson, FS Jeff Hanton, LB Jeff Hooks, LB Charles Mitchell, LB Scott Mowry, DT Sammie Price, DE Keith Reddings, CB Dallis Smith, CB Dennis Smith, DT Dan Strickland, LB Jessie Tuggle, LB Emmett Watkins, DT Herschel Wooten.

*1985 Starter

PLACEKICKER

*31 Keith Moore, Sr.
7 David Stokely, So.

PUNTER

*14 Terry Mallory, Sr.
52 Andy Blanchard Sr.

HOLDER

9 Mark Dace, Jr.
14 Terry Mallory, Sr.

SNAPPER

53 Bill Wilhelm, Sr.

LETTERMEN RETURNING (5) — P Andy Blanchard, H Mark Dace, P&H Terry Mallory, PK Keith Moore, S Bill Wilhelm.

*1985 Starter

LOOKING BACK AT A ROLLER COASTER SEASON



In their fourth season of intercollegiate football, Valdosta State's Blazers boarded a roller coaster in September and went on an 11-week ride of ups and downs. After losing the opener, VSC won two in a row before losing three straight games by a total of 14 points. The Blazers then put back-to-back wins in the book to head down the home stretch at 4-4. VSC then lost two of its last three games, completing its third straight 5-6 season and bringing its four-year record to 20-23-1.

The long ride began on the down side as big and quick Fort Valley State came to town and shut down the Blazers' newly installed run and shoot offense. VSC's highly regarded "Nasty Bunch" defense gave ground grudgingly, but the visiting Wildcats managed 17 points to win 17-3 before a record home crowd of 10,100.

The next week against Kentucky State at home the Blazers, now running from the more conventional I formation, got a conference record 54-yard field goal from Keith Moore en route to a 27-0 victory over the Thorobreds.

The next week Valdosta State opened its Gulf South Conference schedule against UT-Martin at home and broke open a close game with 21 fourth quarter points to win 31-7 behind the outstanding 169-yard rushing performance of freshman tailback Tony Allen. The Blazers then went on the road for the first time to face Jacksonville State, losing a heartbreaker, 12-10, after leading at intermission, 10-3.

VSC returned home for another league game against Troy State and played another solid defensive game only to come out on the short end of a 10-3 score. The Blazers managed to move the ball but couldn't get the job done down close to the Trojan goal line. The offensive doldrums continued the next week at Livingston as Valdosta State dropped its third straight close one, this time by a 10-5 count.

The Blazers discovered their offense during game seven and successfully defended their Riverbend Classic title in Columbus, thrashing intrastate rival West Georgia, 49-12. Freshman tailback Donnie Harrell scampered 80 yards on the game's first offensive

play to give VSC a 7-0 lead, and the Blazers never looked back, building a 35-7 halftime lead and coasting to the easy win.

Homecoming proved a big success the next week as Valdosta State wiped out an early 2-0 Bishop lead with 13 quick points en route to a 19-2 win, which evened the Blazers' record at 4-4. The game was VSC's first ever played in the afternoon at home and featured a school record four field goals by Moore and three interceptions by free safety Jimmy Francis.

Valdosta State then made the long trip to Mississippi College, and after playing tough for a half were beaten handily, 28-7. The home finale against Delta State was the offensive highlight of the season. The Blazers exploded for a school record 577 yards total offense, beating the Statesmen for the first time in four meetings, 39-20. Just as the victory over Delta State was the high point of the roller coaster ride, the season finale at North Alabama the next week was the opposite. VSC could do nothing right, the Lions could do no wrong, and the result was a 45-0 embarrassment, which put an end to a 5-6 overall and 3-5 Gulf South Conference campaign.

Individually it was an outstanding year for several players. For the first time Valdosta State placed three players on the all-conference first team with five more being named to the second team. Linebacker Jessie Tuggle, cornerback Dallis Smith and punter Terry Mallory were selected first team all-conference. Making the second team were wide receiver Darrien Teals, offensive guard R.D. Swain, quarterback Mark Dace, linebacker Freddie Thomas and free safety Jimmy Francis. Kicker Keith Moore hit 20 of 21 extra points and 13 of 22 field goals, good for 59 points, to become the all-time Blazer scoring leader with 152 points.

The Blazers were also represented individually and as a team in the final Division II national statistics. Mallory's 42.2 average on 72 punts was the fifth best mark in the country while Moore's 1.18 field goals per game ranked 10th in the nation. As a team VSC's "Nasty Bunch" defense ranked 13th in the country in pass defense, allowing only 133.7 air yards per game, and 23rd in scoring defense, giving up just 14.8 points each game. Offensively, the Blazers' 178.9 rushing yards per game was the 25th best in the country.

1985 GAME - BY - GAME

VSC 3, FORT VALLEY STATE 17

	VSC	FVSC
First Downs	10	17
Yards Rushing	60	123
Yards Passing	100	211
Passes	38-11-7	32-16-0
Punting	9-34.4	13-32.2
Fumbles/Lost	1-1	2-1
Return Yards	77	72
Penalties	2-26	8-71

VSC	0	3	0	0	—	3
FVSC	3	7	7	0	—	17

VSC Leaders — Rushing: Max Vickers, 6-28; Passing: Terry Mallory, 14-6-2-57; Receiving: Darrien Teals, 6-50; Tackles: Jessie Tuggle, 8-3 = 11.

VSC 27, KENTUCKY STATE 0

	VSC	KSU
First Downs	19	17
Yards Rushing	221	28
Yards Passing	84	66
Passes	20-6-2	25-8-0
Punting	4-38.5	12-35.7
Fumbles/Lost	6-1	4-2
Return Yards	53	67
Penalties	7-70	8-50

VSC	3	0	24	0	—	27
KSU	0	0	0	0	—	0

VSC Leaders — Rushing: Tony Allen, 12-77; Passing: Darrell Funderburk, 13-5-1-71; Receiving: Wilbur Williams, 1-45; Tackles: Jimmy Francis, 4-2 = 6.

VSC 31, UT-MARTIN 7

	VSC	UT-M
First Downs	20	12
Yards Rushing	241	62
Yards Passing	174	117
Passes	13-8-0	33-12-2
Punting	4-38.8	9-32.0
Fumbles/Lost	5-1	1-0
Return Yards	71	58
Penalties	9-75	8-70

VSC	7	3	0	21	—	31
UT-M	0	0	7	0	—	7

VSC Leaders — Rushing: Tony Allen, 28-169; Passing: Terry Mallory, 5-4-0-97; Receiving: Drew Sauls, 4-88; Tackles: Freddie Thomas, 5-6 = 11.

VSC 10, JACKSONVILLE STATE 12

	VSC	JSU
First Downs	9	21
Yards Rushing	69	224
Yards Passing	114	151
Passes	30-12-1	22-10-0
Punting	10-47.7	9-40.6
Fumbles/Lost	0-0	3-3
Return Yards	1	26
Penalties	3-20	3-32

VSC	7	3	0	0	—	10
JSU	0	3	0	9	—	12

JACKSONVILLE (Cont'd.)

VSC Leaders — Rushing: Tony Allen, 24-55; Passing: Terry Mallory, 17-6-1-71; Receiving: Darrien Teals, 9-92; Tackles: Freddie Thomas, 8-5 = 13.

VSC 3, TROY STATE 10

	VSC	TSU
First Downs	12	18
Yards Rushing	139	293
Yards Passing	112	53
Passes	28-12-0	9-3-3
Punting	10-44.2	7-40.1
Fumbles/Lost	2-0	2-0
Return Yards	10	24
Penalties	9-75	5-46

VSC	0	3	0	0	—	3
TSU	0	7	0	3	—	10

VSC Leaders — Rushing: Donnie Harrell, 17-84; Passing: Darrell Funderburk, 28-12-0-112; Receiving: Drew Sauls, 3-45; Tackles: Jimmy Francis, 8-7 = 15.

VSC 5, LIVINGSTON 10

	VSC	LU
First Downs	9	11
Yards Rushing	114	171
Yards Passing	84	145
Passes	20-10-1	29-10-1
Punting	9-49.8	9-36.4
Fumbles/Lost	2-2	2-0
Return Yards	81	20
Penalties	7-32	7-36

VSC	0	0	0	5	—	5
LU	0	10	0	0	—	10

VSC Leaders — Rushing: Donnie Harrell, 16-50; Passing: Mark Dace, 10-5-1-84; Receiving: Darrien Teals, 2-25; Tackles: Jimmy Francis, 8-5 = 13.

VSC 49, WEST GEORGIA 12

	VSC	WGC
First Downs	25	14
Yards Rushing	385	114
Yards Passing	191	119
Passes	15-13-0	26-9-2
Punting	1-43.0	7-30.1
Fumbles/Lost	6-5	1-0
Return Yards	52	0
Penalties	7-80	6-54

VSC	21	14	7	7	—	49
WGC	0	6	6	0	—	12

VSC Leaders — Rushing: Donnie Harrell, 18-152; Passing: Mark Dace, 15-13-0-191; Receiving: Darrien Teals, 2-55; Tackles: Jessie Tuggle, 5-4 = 9.

VSC 19, BISHOP 2

	VSC	BC
First Downs	11	12
Yards Rushing	198	42
Yards Passing	83	228
Passes	18-7-1	32-10-4
Punting	7-35.9	9-36.8
Fumbles/Lost	1-1	3-1
Return Yards	136	105
Penalties	4-30	5-26

VSC	10	3	3	3	—	19
BC	2	0	0	0	—	12

VSC Leaders — Rushing: Donnie Harrell, 9-105; Passing: Mark Dace, 18-7-1-183; Receiving: Ben Reaves, 2-36; Tackles: Freddie Thomas, 3-2 = 5.

VSC 7, MISSISSIPPI COLLEGE 28

	VSC	MC
First Downs	13	23
Yards Rushing	34	309
Yards Passing	148	112
Passes	17-10-2	21-12-0
Punting	6-41.5	3-39.3
Fumbles/Lost	2-1	2-1
Return Yards	79	139
Penalties	2-15	10-79

VSC	0	7	0	0	—	7
MC	7	7	0	14	—	28

VSC Leaders — Rushing: Stonewall Jackson, 8-25; Passing: Mark Dace, 17-10-2-148; Receiving: Darrien Teals, 5-96; Tackles: Jimmy Francis, 7-14 = 21.

VSC 39, DELTA STATE 20

	VSC	DSU
First Downs	29	16
Yards Rushing	379	106
Yards Passing	198	165
Passes	20-12-0	30-11-1
Punting	4-44.3	6-36.5
Fumbles/Lost	3-2	5-2
Return Yards	63	142
Penalties	10-103	10-70

VSC	17	7	15	0	—	39
DSU	7	7	0	6	—	20

VSC Leaders — Rushing: Eric Clark, 12-90; Passing: Mark Dace, 18-12-0-198; Receiving: Jimmy Brookins, 2-59; Tackles: Jimmy Francis, 3-11 = 14.

VSC 0, NORTH ALABAMA 45

	VSC	UNA
First Downs	10	11
Yards Rushing	128	285
Yards Passing	85	104
Passes	17-4-3	10-5-0
Punting	10-30.9	8-40.2
Fumbles/Lost	3-3	0-0
Return Yards	110	72
Penalties	1-5	10-55

VSC	0	0	0	0	—	0
UNA	10	7	21	7	—	45

VSC Leaders — Rushing: Stonewall Jackson, 14-81; Passing: Mark Dace, 17-4-3-85; Receiving: Tony Allen, 1-46; Tackles: Freddie Thomas, 5-9 = 14.

1986 VALDOSTA STATE

No.	Name	Pos.	Ht.	Wt.	Class	Exp.	Hometown / High School
	Ken Baker	OL	5-11	220	FR		Jacksonville, FL/Raines
72	Bryan Banks	OL	6-2	250	JR	2L	Albany, GA/Dougherty
52	Andy Blanchard	LB	6-2	225	SR	2L	Seminole, FL/Pinellas Park
64	Oliver Blount	DL	6-1	240	SO	1L	Thomasville, GA/Central
60	Keith Bonnell	OL	6-1	275	SR	3L	Dalton, GA/Dalton
10	Jimmy Brookins	WR	6-2	195	SO	1L	Monticello, FL/Jefferson County
	Jimmy Brooks	OL	6-4	300	FR		Atlanta, GA/Campbell Fairburn
46	Eric Clark	RB	5-11	200	SO	1L	Brunswick, GA/Glynn Academy
87	Cary Cody	WR	5-11	195	SR	3L	Pelham, GA/Pelham
	Chuck Cutchen	WR	6-1	170	FR		Colquitt, GA/Miller County
9	Mark Dace	QB	5-10	190	JR	2L	Lake City, FL/Columbia
	Jeff Doerr	DL	6-1	220	FR		LaGrange, GA/LaGrange
92	Eric Faulkner	DE	6-1	195	JR	2L	Gainesville, GA/East Hall
	Dana Fender	OL	6-0	210	FR		Douglas, GA/Westbrook Academy
4	Darrell Funderburk	QB	5-11	180	SO	1L	Moultrie, GA/Colquitt County
41	Wayne Gallman	DB	5-11	175	FR		Jacksonville, FL/Terry Parker
61	Bert Gelis	OL	6-3	225	SO	1L	Palatka, FL/Palatka
70	James Gibson	DT	6-0	255	SR	3L	Brunswick, GA/Brunswick
	Mark Gilliard	DB	5-10	175	FR		Wauchula, FL/Hardee
	Nick Godwin	DL	6-0	210	FR		Quitman, GA/Brooks County
	Mike Graham	WR	5-7	155	FR		Valdosta, GA/Valdosta
	Neil Graham	P	5-11	185	JR		Hazlehurst, GA/Jeff Davis
	Terrence Green	LB	6-0	220	JR	JC	Jacksonville, FL/Englewood
5	Jeff Hanton	DB	5-8	165	SR	3L	Brunswick, GA/Brunswick
36	Donnie Harrell	RB	5-6	160	SO	1L	Middleburg, FL/Middleburg
	Donald Hazel	C	6-0	250	FR		Adel, GA/Cook
11	Jeff Hooks	DB	5-10	195	JR	1L	Gainesville, FL/Gainesville
81	Greg Hoven	WR	6-4	180	JR	2L	Birmingham, AL/Oak Grove
	Jerome Jackson	RB	5-11	215	SR	2L	Quitman, GA/Brooks County
	Fred Kendrick	OL	6-1	260	FR		Bainbridge, GA/Bainbridge
50	Ray Lloyd	C	6-1	250	SR	3L	Valdosta, GA/Brunswick
	Mikeal Lovejoy	DB	5-9	170	FR		Thomasville, GA/Central
	Leland Lyle	DB	6-1	180	FR		Gainesville, GA/East Hall
14	Terry Mallory	QB-P	6-1	190	SR	3L	Tampa, FL/Chamberlain
48	Charles Mitchell	LB	6-1	200	JR	2L	Hazlehurst, GA/Jeff Davis

1986 FRESHMEN SIGNEES

Name	Pos.	Ht.	Wt.	High School	Hometown
Rodrigus Bartell	WR	5-9	160	Turner County	Ashburn, GA
Eric Carter	OL	6-4	255	Memorial	Savannah, GA
Randy Fisher	WR	5-11	180	Glynn Academy	Brunswick, GA
James Flanders	OL	6-3	275	Swainsboro	Swainsboro, GA
Kent Flournoy	WR	5-9	160	Central	Thomasville, GA
Cedric Gant	DL	6-4	255	Camden County	Woodbine, GA
Chester Hightower	DB	6-1	175	Central	Thomasville, GA
Robert Hunter	RB	5-9	180	Dunnellon	Dunnellon, FL
Keith Jones	TE	6-2	225	Pelham	Pelham, GA
Maurice Jordan	OL	6-3	250	Columbia	Lake City, FL
Scottie Long	LB	6-3	218	Washington-Wilkes	Washington, GA
Charles Morman	DL	6-7	295	Mitchell-Baker	Baconton, GA
Michael Parker	OL	6-5	277	Pelham	Pelham, GA
Willie Ross	C	6-1	255	Mitchell-Baker	Camilla, GA
John Royal	RB	5-11	185	Coffee	Douglas, GA
Zim Waters	OL	6-4	215	West Rome	Rome, GA
Todd Williams	WR	6-1	165	Lowndes	Valdosta, GA
Ronald Witcher	TE	6-3	220	Middleburg	Middleburg, FL

ALPHABETICAL ROSTER

No.	Name	Pos.	Ht.	Wt.	Class	Exp.	Hometown / High School
31	Keith Moore	K	6-1	190	SR	3L	Augusta, GA/Aquinas
40	Scott Mowry	LB	6-2	210	SO	1L	Marietta, GA/Walton
	John Mynatt	K	5-7	135	FR		Macon, GA/Central
63	Clay NeSmith	OL	6-5	250	SO		Thomasville, GA/Central
77	John Norris	OL	6-3	255	JR	2L	Moultrie, GA/Pineland Academy
	Calvin Orr	DB	5-7	150	FR		Valdosta, GA/Lowndes
	Paul O'Steen	LB	5-8	170	FR		Live Oak, FL/Suwannee
	Alan Phillips	OL	5-7	250	FR		Newnan, GA/Newnan
56	Sammie Price	DT	6-1	265	SO	1L	Birmingham, AL/McAdory
74	Buddy Ratledge	OL	6-3	280	SR	3L	Sweetwater, TN/Sweetwater
28	Ben Reaves	TE	6-1	210	SR	3L	Valdosta, GA/Valdosta
	Jon Reaves	LB	5-11	205	FR		Valdosta, GA/Valdosta
93	Keith Reddings	DE	6-0	210	SR	3L	Brunswick, GA/Brunswick
	Tony Ross	WR	5-9	140	FR		LaGrange, GA/LaGrange
	Michael Sellars	OL	6-3	225	FR		Leesburg, GA/Lee County
21	Dallis Smith	DB	5-11	170	SR	3L	Albany, GA/Westover
6	Dennis Smith	DB	5-11	170	SR	3L	Albany, GA/Westover
	William Smith	P	6-0	175	FR		Bainbridge, GA/Bainbridge
	Robert Snyder	LB	6-1	195	SO		Dunedin, FL/Dunedin
	David Stokely	K	6-2	190	SO		Dunedin, FL/Dunedin
66	Dan Strickland	DT	6-1	230	SR	3L	Patterson, GA/Pierce County
	Ricky Sutton	RB	6-2	260	SR		Vienna, GA/Dooly County
71	R.D. Swain	OL	6-1	240	SR	3L	Cairo, GA/Cairo
	Darrell Tarver	DE	6-0	210	FR		Seale, AL/Pacelli
	Brett Taylor	DT	6-0	270	FR		Milan, GA/Telfair County
1	Darrien Teals	WR	5-7	145	SO	1L	Tifton, GA/Tift County
	Steve Thomas	RB	5-8	170	FR		Jacksonville, FL/Paxon
88	Jessie Tuggle	LB	5-11	230	SR	3L	Griffin, GA/Griffin
33	Max Vickers	RB	5-10	200	SR	3L	Douglas, GA/Coffee
34	Emmett Watkins	LB	5-11	200	SR	2L	Starke, FL/Bradford County
	Arthur Webb	WR	5-10	195	SO	1L	Jacksonville, FL/Ribault
53	Bill Wilhelm	C	6-1	220	SR	3L	Umatilla, FL/Umatilla
	Fitzgerald Williams	LB	5-10	180	JR	1L	Blackshear, GA/Pierce County
32	Michael Williams	RB	5-10	170	SO	1L	Plant City, FL/Plant City
76	Herschel Wooten	DT	6-1	250	SO	1L	Waycross, GA/Waycross

NUMERICAL ROSTER

No.	Name	No.	Name	No.	Name
1	Darrien Teals	34	Emmett Watkins	66	Dan Strickland
4	Darrell Funderburk	36	Donnie Harrell	67	Nick Godwin
5	Jeff Hanton	40	Scott Mowry	70	James Gibson
6	Dennis Smith	41	Wayne Gallman	71	R.D. Swain
7	David Stokely	46	Eric Clark	72	Bryan Banks
9	Mark Dace	48	Charles Mitchell	74	Buddy Ratledge
10	Jimmy Brookins	50	Ray Lloyd	76	Herschel Wooten
11	Jeff Hooks	51	Jon Reaves	77	John Norris
14	Terry Mallory	52	Andy Blanchard	81	Greg Hoven
20	Mikeal Lovejoy	53	Bill Wilhelm	83	Arthur Webb
21	Dallis Smith	56	Sammie Price	84	Tony Ross
25	Calvin Orr	58	Robert Snyder	87	Cary Cody
26	Fitzgerald Williams	60	Keith Bonnell	88	Jessie Tuggle
28	Ben Reaves	61	Bert Gelis	92	Eric Faulkner
31	Keith Moore	63	Clay NeSmith	93	Keith Reddings
32	Mike Williams	64	Oliver Blount	94	Dana Fender
33	Max Vickers	65	Jimmy Brooks		

THE GULF SOUTH CONFERENCE



Valdosta State, heading into its fifth season in the dangerous Gulf South Conference football wars, is, with its totally new coaching staff, a mystery team which is difficult to handicap in preseason polls.

The Blazers, which finished in a sixth place tie for the second consecutive year in 1985, have been picked to finish eighth in the nine-team league by the GSC coaches. However, the conference's sports information directors believe Valdosta State will be in fifth place at season's end.

Last year both groups picked Troy State to defend the league title it won in 1984 en route to the Division II national championship. The Trojans could do no better than third as North Alabama shook off of an early season loss to Mississippi College and went on to win the league crown. The Lions advanced all the way to the national championship game, losing to North Dakota State.

Because of that strong finish and a solid nucleus of returning players, North Alabama edged out Mississippi College for the top spot in both preseason polls. The coaches gave the Lions 59 points with five first place votes with Mississippi College totalling 57 points and the other four first place ballots. (Coaches nor SIDs could vote for their own team.) North Alabama received 58 points on the SID ballot (three first place votes), with Mississippi College getting 57 points (four first place votes).

Troy State was a solid third place choice in both polls, and UT-Martin was a consensus pick to finish last by both groups but that's where the similarities end. The coaches picked West Georgia fourth, Delta State fifth, Livingston sixth, Jacksonville State seventh, and Valdosta State eighth. The SIDs chose Jacksonville State fourth, Valdosta State fifth, Livingston sixth, and Delta State

and West Georgia tied for seventh.

Valdosta State's Mike Cavan is one of two new head coaches in the league this season. The other rookie head man is Don McLeary at UT-Martin.

The Gulf South Conference was formed in 1971, and in those 15 years seven different teams have won the football championship. Jacksonville State has enjoyed the most success, winning five league titles. Troy State has won four crowns, North Alabama has won three while Nicholls State, Northwestern State (La.), Mississippi College and Livingston own one championship. Livingston won the first title on the way to the NAIA national championship in 1971. (Troy State and Livingston tied for the regular season crown in 1971).

Ralph McFillen became the league's fourth commissioner in August, 1984. The president of the conference, beginning a two-year term, is Dr. Hugh C. Bailey, president of Valdosta State. West Georgia president Dr. Maurice Townsend is president-elect.

The Gulf South Conference mailing address and telephone number

Gulf South Conference
4 Office Park Circle
Suite 218
Birmingham, AL 35223
(205) 870-9750



THE GULF SOUTH CONFERENCE

GULF SOUTH OFFICIALS



Ralph McFillen
COMMISSIONER



Dr. Hugh C. Bailey
PRESIDENT

FINAL 1985 STANDINGS

Team	GSC	Pct.	PF	PA	O'all	Pct.	PF	PA
North Alabama	7-1	.875	176	58	12-2	.857	320	125
Mississippi College	6-1-1	.813	234	95	7-2-1	.750	281	166
Troy State	6-2	.750	224	104	6-4	.600	256	161
Livingston	4-4	.500	119	134	6-5	.545	256	162
Delta State	3-4-1	.438	118	155	4-6-1	.409	157	227
VALDOSTA STATE	3-5	.375	144	144	5-6	.455	193	163
Jacksonville State	3-5	.375	140	195	3-6-1	.350	185	274
West Georgia	3-5	.375	135	226	5-5	.500	207	233
UT-Martin	0-8	.000	69	248	1-10	.091	105	324

THE POLLS

Coaches

1. North Alabama, 59
2. Mississippi College, 57
3. Troy State, 50
4. West Georgia, 35
5. Delta State, 33
6. Livingston, 30
7. Jacksonville State, 27
8. VALDOSTA STATE, 25
9. UT-Martin, 8

SIDs

1. North Alabama, 58
2. Mississippi College, 57
3. Troy State, 55
4. Jacksonville State, 35
5. VALDOSTA STATE, 31
6. Livingston, 30
7. West Georgia, 25
8. Delta State, 25
9. UT-Martin, 8

1985 ALL-CONFERENCE TEAM

OFFENSE

Position	Player	School
Wide Receivers	Tony Eddins	Mississippi College
	Kyle Finney	Delta State
	Derrick Thomas	Jacksonville State
Tackles	Bill Galligar	Livingston
	Tony Shirley	North Alabama
Guards	Jack Peavey	Troy State
	Cooper Pope	Mississippi College
Center	Jeff Kitchings	Delta State
Tight End	John Moore	Mississippi College
	Mike Turk	Troy State
Quarterback	Mike Turk	Troy State
	Ted Horstead	Troy State
Running Backs	Clarence Johnson	North Alabama
	James Knowles	North Alabama
Kicker	James Knowles	North Alabama
Returns	Michael Fields	Mississippi College

DEFENSE

Linemen	Kenny Littles	Livingston
	Billy Witt	North Alabama
	Earl Conway	Mississippi College
Linebackers	JESSIE TUGGLE	VALDOSTA STATE
	Robert Bradley	Troy State
	Leon Cargyle	Livingston
	Steve Rogers	North Alabama
Backs	DALLIS SMITH	VALDOSTA STATE
	Lewis Billups	North Alabama
	Bruce Jones	North Alabama
	Kenneth Watson	Livingston
Punter	TERRY MALLORY	VALDOSTA STATE

PRE-SEASON ALL-CONF. TEAM

OFFENSE

Position	Player	School
Tight End	Barry Banks	North Alabama
Tackles	Tony Shirley	North Alabama
	Jeff Richards	Livingston
Guards	John Tucker	Jacksonville State
	Cooper Pope	Mississippi College
Center	Jeff Kitchings	Delta State
Quarterback	Mike Turk	Troy State
Running Backs	Stevie Young	West Georgia
	Ted Horstead	Troy State
Wide Receivers	DARRIEN TEALS	VALDOSTA STATE
	Tony Eddins	Mississippi College
Kicker	Andy Lomax	Livingston

DEFENSE

Linemen	Terry Fleming	Mississippi College
	Karl Balls	Delta State
	Kenny Littles	Livingston
Linebackers	JESSIE TUGGLE	VALDOSTA STATE
	Neal Gooch	West Georgia
	Ronald Wilson	North Alabama
Backs	Rusty Grimmett	Jacksonville State
	DALLIS SMITH	VALDOSTA STATE
	Reggie McCord	Jacksonville State
	Wendell Phillips	North Alabama
Punter	Kenneth Watson	Livingston
	Wally Henry	Mississippi College

VALDOSTA STATE FOOTBALL LETTERMEN

A

Ashley Abrams, DB1982
 Jody Allen, DE1982
 Steve Allen, OT1982
 Tony Allen, RB1985
 Greg Alley, OG1982-83
 Carl Armstrong, WR1982
 Cary Arneson, DB1982

B

Bryan Banks, OT1984-85
 Brad Bauer, K1982-84
 Pernell Bee, RB1983
 Stacey Blake, OT1982-83
 Andy Blanchard, LB1984-85
 Oliver Blount, NG1985
 Elson Bolar, DT1983-84
 Keith Bonnell, OT1983-85
 Robert Boyette, NG1982
 Terrence Brisbon, RB1984
 Jimmy Brookins, TE1985
 Charles Brooks, DT1985

C

Bret Calzaretta, LB1982
 Cedric Campbell, RB1984
 Vince Capece, LB1983-85
 Harvey Carter, NG1982
 Mark Catano, OT1982-83
 Henry Chubb, RB1982-83
 Eric Clark, RB1985
 Cary Cody, WR1982, 84-85
 Jay Coley, WR1982
 Vic Crawford, DB1984
 Elkannah Crockett, DB1982

D

Mark Dace, QB1984-85
 J.D. Daniels, WR1982
 Rick Davis, QB1982
 Artie Dovers, OG1982
 Chuck Dunmon, OT1982-85

E

John Eaton, OG1982

F

Leon Farmer, LB1985
 Ken Fasnacht, WR1983
 Eric Faulkner, DE1984-85
 Reggie Ford, WR1982
 Cliff Fouty, LB1982-83
 Jimmy Francis, DB1982-85

G

Curt Garrett, RB1982
 Bert Gelis, OG1985
 James Gibson, DT1983-85
 David Gilyard, LB1982
 John Gray, DT1982-83
 Kevin Gray, WR1984
 Steve Griffin, QB1982-83
 Ryan Grubbs, LB1984

H

Wayne Hamm, TE1982-84
 Jeff Hanton, DB1982-83, 1985
 Donnie Harrell, RB1985
 Derrick Harris, DB1983-84
 Mike Henry, C1983-84
 Jeff Hooks, DB1985
 Greg Hoven, WR1984-85
 Doug Hunter, QB1983-85

J

Jerome Jackson, RB1982-83
 Stonewall Jackson, RB1985
 Eric Jarvis, C1982-83
 Willie Jefferson, LB1983
 Kenny Jennings, DB1983-84
 Bo Johnson, OT1982

L

Mark Lawson, LB1982-84
 Ray Lloyd, C1983-85
 Stan Long, OG1983

M

George Mackey, DE1982
 Terry Mallory, QB1983-85
 Brad Martin, WR1983
 Derryl Mason, WR1983-84
 Timmy Massey, DB1982-85
 William Massey, RB1985
 Alvoid Mays, DB1984
 Mike McBride, RB1982
 Clint McCrory, NG1982
 Alex McKinnie, RB1982-83
 Charles Mitchell, DE1984-85
 Rob Mitchell, WR1983
 Clifton Montgomery, RB1984
 Donald Monts, OG1982
 Keith Moore, K1983-85
 Jackson Mosley, DB1982
 Scott Mowry, LB1985

N

Anthony Newsome, DE1983
 David Niemeyer, DT1982
 John Norris, OT1984-85

O

James Owens, QB1982

P

Lenny Parker, LB1983-84
 Larry Pividal, TE1982
 Alan Pohalski, NG1982
 Sammie Price, DT1985
 Don Pumphrey, OT1984-85

R

Jerry Randall, DT1984-85
 Buddy Ratledge, OT1983-85
 Ben Reaves, TE1983-85
 Keith Reddings, DE1983-85
 Quinton Reed, DB1983-84
 Robert Renfro, DT1983-84
 Luis Reveiz, K1983
 Rusty Rivers, OG1984
 Lee Rourk, LB1983

S

Homer Sanders1983
 Drew Sauls, WR1984-85
 Mike Scantling, TE1983
 Richard Schilie, TE1983
 Brock Sellers, C1982
 Andy Sharpless1982-84
 Kelvin Sheppard, WR1982-83
 Pete Shuttters, NG1982-83
 Dean Siegel, DE1984-85
 Albert Smith, RB1984
 Anthony Smith, LB1983
 Dallis Smith, DB1983-85
 Dennis Smith, DB1983-85
 Jerome Smith, DE1983
 Tracy Soles, RB1982-83
 Dan Strickland, NG1983-85
 James Strickland, C1982
 Mel Stripling, OT1982
 Ricky Sutton, NG1982
 R.D. Swain, OG1983-85

T

Larry Tatum, C1984
 Darrien Teals, WR1985
 Freddie Thomas, LB1983-84
 Curtis Thompson, LB1983
 Hugh Thompson, QB1982
 Jessie Tuggle, LB1983-85
 John Turley, DE1984

V

Max Vickers, RB1983-85

W

Jay Walls, DT1983-85
 Geoff Walters, QB1984-85
 Emmett Watkins, DB1984-85
 Arthur Webb, WR1984
 Bill Wilhelm, C1983-85
 David Williams, TE1982
 Fitzgerald Williams, DB1985
 Michael Williams, RB1984
 Mike Williams, RB1985
 Rod Williams, OT1982
 Wilbur Williams, RB1984-85
 Hershel Wooten, DT1985



VSC OPPONENTS



FORT VALLEY STATE

SEPT. 13, 7:30 P.M. (EDT)

International City Stadium, Warner Robins, Ga.

Location: Fort Valley, Ga. **Enrollment:** 2000. **Conference:** Southern Intercollegiate Athletic. **Nickname:** Wildcats. **Colors:** Blue & Gold. **Stadium:** Wildcat (6000). **Athletic Director:** Doug Porter. **Head Coach:** Gerald T. Walker. **Record:** 1-2-0 (1 year). **Assistants:** Alphonso Varner, John Rhodes, U.S. Marshall, Florazel Lamar, Lester Parrish, Tommy Joe Crutchfield. **Lettermen Returning:** 34. **Starters Returning:** 7 Offense, 5 Defense. **Offense:** Pro Set. **Defense:** 60. **Series Record:** FVSC leads, 1-0. **Sports Information Director:** Jim Alnuti. **SID's Phone:** 825-6394 (office). **Top Players:** RB Carl Tyler, QB Chris Hill, WR Dale Casey, LB Greg Lloyd, DE Willie Scrivens.

1986 Schedule

S 13	VALDOSTA STATE
S 20	Morehouse
S 27	at Morris Brown
O 4	Clark
O 11	at Alabama State
O 18	Alabama A&M
N 1	Tuskegee Institute
N 8	at Savannah State
N 15	Kentucky State
N 22	Albany State

1985 Results (9-3)

17	VALDOSTA STATE	3
36	Morehouse	0
41	Morris Brown	8
56	Clark	0
24	Alabama State	5
14	Alabama A&M	10
7	Central State	14
28	Tuskegee Institute	3
29	Savannah State	0
34	Kentucky State	3
3	Albany State	23
7	North Alabama	14



CENTRAL FLORIDA

SEPT. 20, 7:00 P.M. (EDT)

Orlando Stadium, Orlando, Fla.

Location: Orlando, Fla. **Enrollment:** 17,000. **Conference:** Independent. **Nickname:** Knights. **Colors:** Black & Gold. **Stadium:** Orlando (50,000). **Athletic Director:** Gene McDowell. **Head Coach:** Gene McDowell. **Record:** 4-7 (1 year). **Assistants:** Bruce Bennett, Aaron Carter, Doug Carter, Mike Kruczek, Dana Martin, Perry Moss, Randy Romero, Rick Stockstill, Todd Stroud. **Lettermen Returning:** 42. **Starters Returning:** 9 Offense, 7 Defense. **Offense:** Multiple. **Defense:** 50. **Series Record:** Tied, 1-1. **Sports Information Director:** Neil LaBar. **SID's Phone:** (305) 275-2729 (office). **Top Players:** RB Elgin Davis, RD Robert Ector, QB Tony Lanham, WR Ted Wilson, DT Sylvester Bembery.

1986 Schedule

S 6	Bethune-Cookman
S 13	West Georgia
S 20	VALDOSTA STATE
S 27	at Akron
O 4	Murray State
O 11	at Wichita State
O 18	at Eastern Kentucky
O 25	Wofford
N 1	at VMI
N 8	Georgia Southern
N 15	Samford

1985 Results (4-7)

39	Bethune-Cookman	37
27	Southeastern Louisiana	..	21
21	Illinois State	48
12	Southwest Texas State	..	48
17	Western Kentucky	47
21	Eastern Kentucky	28
24	Stephen F. Austin	59
21	Louisville	42
18	Georgia Southern	35
31	Savannah State	7
35	Samford	14



UT-MARTIN

SEPT. 27, 7:00 P.M. (CDT)

Pacer Stadium, Martin, Tenn.

Location: Martin, Tenn. **Enrollment:** 5100. **Conference:** Gulf South. **Nickname:** Pacers. **Colors:** Orange & Blue. **Stadium:** Pacer (7000). **Athletic Director:** Ray Mears. **Head Coach:** Don McLeary (Tennessee, 1970). **Record:** First year. **Assistants:** Larry Shanks, Todd Berry, Jeremiah Davis, Denver Johnson. **Lettermen Returning:** 29. **Starters Returning:** 8 Offense, 6 Defense. **Offense:** Run and Shoot. **Defense:** 4-3. **Series Record:** VSC leads, 2-0. **Sports Information Director:** Lee Wilmot. **SID's Phone:** (901) 587-7630 (office), 587-9811 (home). **Top Players:** QB Trey Sikes, RB William Mackall, SE Joey Morris, FS Ernest Jackson, LB Paul Randolph, DE Phillip Mathis.

1986 Schedule

S 6	Lane
S 13	at Austin Peay State
S 20	..	Southeast Missouri State
S 27	VALDOSTA STATE
O 4	at Mississippi College
O 11	Delta State
O 18	at North Alabama
N 1	Jacksonville State
N 8	at Troy State
N 15	Livingston
N 22	at West Georgia

1985 Results (1-10)

12	Lane	6
7	Austin Peay State	13
17	Southeast Missouri State	..	57
7	VALDOSTA STATE	31
0	Mississippi College	38
3	Delta State	16
7	North Alabama	38
13	Jacksonville State	19
19	Troy State	44
6	Livingston	41
14	West Georgia	21



JACKSONVILLE STATE

OCT. 4, 2:00 p.m. (EDT)

Cleveland Field, Valdosta, Ga.

Location: Jacksonville, Ala. **Enrollment:** 7000. **Conference:** Gulf South. **Nickname:** Gamecocks. **Colors:** Red & White. **Stadium:** Paul Snow Memorial (14,500). **Athletic Director:** Jerry Cole. **Head Coach:** Bill Burgess (Auburn, 1963). **Record:** 3-6-1 (1 year). **Assistants:** Charles Maniscalco, Ronald Houston, Eddie Garfinkle, Bubba Gibson, David Saunders. **Lettermen Returning:** 38. **Starters Returning:** 7 Offense, 6 Defense. **Offense:** Triple Option. **Defense:** Split 4. **Series Record:** JSU leads, 4-0. **Sports Information Director:** Mike Galloway. **SID's Phone:** (205) 231-5377 (office), 435-1143 (home). **Top Players:** QB David Coffey, HB Monte Coats, OG John Tucker, LB Alonzo Blackmon, S Reggie McCord, LB Stewart Lee.

1986 Schedule

S 6 Newberry
S 13 at Alabama A&M
S 27 West Georgia
O 4 at VALDOSTA STATE
O 11 Mississippi College
O 18 at Delta State
O 25 North Alabama
N 1 at UT-Martin
N 15 Troy State
N 23 at Livingston

1985 Results (3-6-1)

24 Alabama A&M 24
21 Middle Tennessee State .. 55
35 West Georgia 14
12 VALDOSTA STATE 10
3 Mississippi College 50
23 Delta State 27
10 North Alabama 23
19 UT-Martin 13
14 Troy State 31
24 Livingston 27



TROY STATE

OCT. 11, 7:00 P.M. (CDT)

Memorial Stadium, Troy, Ala.

Location: Troy, Ala. **Enrollment:** 4000. **Conference:** Gulf South. **Nickname:** Trojans. **Colors:** Red & Black. **Stadium:** Memorial (10,000). **Athletic Director:** Robert E. Stewart. **Head Coach:** Rock Rhoades (Central Missouri State, 1970). **Record:** 6-4 (1 year). **Assistants:** Mike O'Toole, Robert Maddox, Willie Slater, Johnny Williams, Jeff McInerney. **Lettermen Returning:** 39. **Starters Returning:** 3 Offense, 3 Defense. **Offense:** Wishbone. **Defense:** 5-2. **Series Record:** TSU leads, 3-1. **Sports Information Director:** Tom Ensey. **SID's Phone:** (205) 566-3000 (office), 566-2038 (home). **Top Players:** QB Mike Turk, FB Ted Horstead, WR Titus Dixon, ILB Gerrick Pimienta, S Todd Hutski, K Ted Clem.

1986 Schedule

S 6 at West Texas State
S 13 Nicholls State
S 27 Livingston
O 4 at West Georgia
O 11 VALDOSTA STATE
O 18 at Mississippi College
O 25 Delta State
N 1 at North Alabama
N 8 UT-Martin
N 15 at Jacksonville State

1985 Results (6-4)

22 Nicholls State 40
10 Georgia Southern 17
38 Livingston 7
42 West Georgia 0
10 VALDOSTA STATE 3
21 Mississippi College 45
31 Delta State 7
7 North Alabama 9
44 UT-Martin 19
42 Jacksonville State 39



LIVINGSTON

OCT. 18, 2:00 P.M. (EDT)

Cleveland Field, Valdosta, Ga.

Location: Livingston, Ala. **Enrollment:** 1500. **Conference:** Gulf South. **Nickname:** Tigers. **Colors:** Red & White. **Stadium:** Tiger (8500). **Athletic Director:** Dr. Jim Pate. **Head Coach:** Sam McCorkle (Livingston, 1973). **Record:** 6-5 (1 year). **Assistants:** Steve Davis, Tim Moore, Bill Pietrosky, Ricky Seale, Gerald Broussard, Chuckie Fields. **Lettermen Returning:** 33. **Starters Returning:** 6 Offense, 8 Defense. **Offense:** Vandy Passing Game. **Defense:** 4-4. **Series Record:** VSC leads, 3-1. **Sports Information Director:** Dee Outlaw. **SID's Phone:** (205) 652-9661 (office), 652-2221 (home). **Top Players:** QB Pete Riley, TE Zel Brown, K Andy Lomax, DT Ronnie Glanton, DE Kenny Littles, CB Kenneth Watson.

1986 Schedule

S 4 at East Texas State
S 13 at Western Kentucky
S 20 North Alabama
S 27 at Troy State
O 11 West Georgia
O 18 at VALDOSTA STATE
O 25 Mississippi College
N 1 at Delta State
N 8 North Alabama
N 15 at UT-Martin
N 22 Jacksonville State

1985 Results (6-5)

28 Miles 0
24 Morris Brown 0
22 Austin Peay State 28
7 Troy State 38
14 West Georgia 24
10 VALDOSTA STATE 5
7 Mississippi College 14
13 Delta State 6
0 North Alabama 17
41 UT-Martin 6
27 Jacksonville State 24



WEST GEORGIA

OCT. 25, 2:30 P.M. (EDT)

Grisham Stadium, Carrollton, Ga.

Location: Carrollton, Ga. **Enrollment:** 6200. **Conference:** Gulf South. **Nickname:** Braves. **Colors:** Red & Blue. **Stadium:** Grisham (6500). **Athletic Director:** Roger Kaiser. **Head Coach:** Frank Vohun (Florida State, 1970). **Record:** 5-5 (1 year). **Assistants:** Don Jacobs, Mike Bugar, Mike Pack, Bubba May, Ted Watson, Pete Peterson, Archie Donalson. **Lettermen Returning:** 40. **Starters Returning:** 8 Offense, 6 Defense. **Offense:** Pro I. **Defense:** 40. **Series Record:** VSC leads, 3-0. **Sports Information Director:** Dan Minish. **SID's Phone:** (404) 834-1465 (office), 834-1775 (home). **Top Players:** QB Cater Pierce, TB Stevie Young, SE Hal Lamb, LB Neal Gooch, NG Charles Kidd, SS James Stephens.

1986 Schedule

S 6 Liberty
S 13 at Central Florida
S 20 Clark
S 27 at Jacksonville State
O 4 Troy State
O 11 at Livingston
O 25 VALDOSTA STATE
N 1 at Mississippi College
N 8 Delta State
N 15 at North Alabama
N 22 UT-Martin

1985 Results (5-5)

10 Liberty 7
62 Miles 0
14 Jacksonville State 35
0 Troy State 42
24 Livingston 14
12 VALDOSTA STATE 49
30 Mississippi College 28
20 Delta State 25
14 North Alabama 19
21 UT-Martin 14



SAVANNAH STATE

NOV. 1, 2:00 p.m. (EST)

Cleveland Field, Valdosta, Ga.

Location: Savannah Ga. **Enrollment:** 1800. **Conference:** Southern Intercollegiate Athletic. **Nickname:** Tigers. **Colors:** Orange and Blue. **Stadium:** Wright (7500). **Athletic Director:** John H. Myles. **Head Coach:** William R. "Bill" Davis (Johnson C. Smith, 1965). **Record:** First year. **Assistants:** Joseph Crosby, Kenneth Tillman, Frankie Harper. **Lettermen Returning:** 35. **Starters Returning:** 5 Offense, 7 Defense. **Offense:** Multiple. **Defense:** Multiple. **Series:** **Record:** VSC leads, 2-0. **Sports Information Director:** Lee Grant Pearson. **SID's Phone:** (912) 356-2191 (office). **Top Players:** RB Casey Grigley, RB Jeff Davis, OL Roy Ellison, DL Timmy Medlock, LB Jerry Williams, CB Kenny Tate.

1986 Schedule

S 6	Bowie State
S 13at	Tuskegee Institute
S 20	Alabama A&M
O 4at	Morris Brown
O 11	Georgia Southwestern
O 18at	Clark
O 25	Morehouse
N 1at	VALDOSTA STATE
N 8	Fort Valley State
N 15at	Albany State

1985 Results (2-9)

10	Tuskegee Institute14
14	Alabama A&M28
22	North Alabama43
6	Morris Brown0
14	Georgia Southwestern30
28	Clark19
9	Morehouse14
14	District of Columbia15
0	Fort Valley State29
10	Albany State37
7	Central Florida31



MISSISSIPPI COLLEGE

NOV. 8, 2:00 P.M. (EST)

Cleveland Field, Valdosta Ga.

Location: Clinton, Miss. **Enrollment:** 3600. **Conference:** Gulf South. **Nickname:** Choctaws. **Colors:** Blue & Gold. **Stadium:** Robinson-Hale (8000). **Athletic Director:** John Williams. **Head Coach:** John Williams (Mississippi College, 1957). **Record:** 80-61-4 (14 years). **Assistants:** Terry McMillan, Joel Hudson, Ricky Herzog, Tom Gladney, Charlie Coles. **Lettermen Returning:** 35. **Starters Returning:** 5 Offense, 5 Defense. **Offense:** Multiple. **Defense:** 50. **Series Record:** MC leads, 4-0. **Sports Information Director:** Norman Gough. **SID's Phone:** (601) 925-3255 (office), 924-5115 (home). **Top Players:** SE Tony Eddins, RB Rex Everett, OT Cooper Pope, DE Marshall King, DT Bruce Ladiner, DT Terry Fleming.

1986 Schedule

A 30	Southeast Missouri State
S 13at	North Alabama
S 20	Arkansas-Monticello
S 27at	West Texas State
O 4	UT-Martin
O 11at	Jacksonville State
O 18	Troy State
O 25at	Livingston
N 1	West Georgia
N 8at	VALDOSTA STATE
N 22	Delta State

1985 Results (7-2-1)

17	North Alabama13
13	Arkansas State41
34	Southeastern Louisiana30
38	UT-Martin0
50	Jacksonville State3
45	Troy State21
14	Livingston7
28	West Georgia30
28	VALDOSTA STATE7
14	Delta State14



DELTA STATE

NOV. 15, 7:00 P.M. (CST)

Parker Field, Cleveland, Miss.

Location: Cleveland, Miss. **Enrollment:** 3600. **Conference:** Gulf South. **Nickname:** Statesmen. **Colors:** Green & White. **Stadium:** Parker Field (8000). **Athletic Director:** Brad Hovious. **Head Coach:** Red Parker (Arkansas A&M, 1953). **Record:** 22-18-2 (5 years). **Assistants:** Jim Holland, Jim Jordan, Larry Dorsey, Joe Wickline. **Lettermen Returning:** 38. **Starters Returning:** Offense 7, Defense 6. **Offense:** Veer. **Defense:** 5-2. **Series Record:** DSU leads, 3-1. **Sports Information Director:** Jody Correro. **SID's Phone:** (601) 846-4675 (office), 843-4217 (home). **Top Players:** WR Kyle Finney, RB Dwayne Herrington, TE Arrike James, DB Leevell Bradley, DT Karl Balls, DE Matt Cox.

1986 Schedule

S 13	Southern Arkansas
S 20at	Northwestern Louisiana
S 27at	Southeast Missouri State
O 4	North Alabama
O 11at	UT-Martin
O 18at	Jacksonville State
O 25at	Troy State
N 1	Livingston
N 8at	West Georgia
N 15	VALDOSTA STATE
N 22at	Mississippi College

1985 Results (4-6-1)

12	Stephen F. Austin29
7	Northeast Louisiana27
20	Southeast Missouri State16
3	North Alabama12
16	UT-Martin3
27	Jacksonville State23
7	Troy State31
6	Livingston13
25	West Georgia20
20	VALDOSTA STATE39
14	Mississippi College14



NORTH ALABAMA

NOV. 22, 2:00 P.M. (EST)

Cleveland Field, Valdosta Ga.

Location: Florence, Ala. **Enrollment:** 5300. **Conference:** Gulf South. **Nickname:** Lions. **Colors:** Purple & Gold. **Stadium:** Braly Municipal (14,500). **Athletic Directors:** Wayne Grubb, Bill Jones. **Head Coach:** Wayne Grubb (Tennessee, 1961). **Record:** 73-23-5 (9 years). **Assistants:** Mike Turner, Greg McMahon, Bill Hyde, Steve Carter, Mike McGowan, Steve Wherry. **Lettermen Returning:** 29. **Starters Returning:** 5 Offense, 6 Defense. **Offense:** Pro I. **Defense:** 4-3. **Series Record:** UNA leads, 4-0. **Sports Information Director:** Jeff Hodges. **SID's Phone:** (205) 766-4100 (office), 766-7572 (home). **Top Players:** TE Barry Banks, RB Glenn Ivy, OT Tony Shirley, LB Roland Wilson, FS Chris Evans, SS Wendell Phillips.

1986 Schedule

S 6	Miles
S 13	Mississippi College
S 20	Livingston
O 4at	Delta State
O 11	Alabama A&M
O 18	UT-Martin
O 25at	Jacksonville State
N 1	Troy State
N 8at	Livingston
N 15	West Georgia
N 22at	VALDOSTA STATE

1985 Results (12-2)

40	Miles0
13	Mississippi College17
43	Savannah State22
12	Delta State3
6	Alabama A&M3
38	UT-Martin7
23	Jacksonville State10
9	Troy State7
17	Livingston0
19	West Georgia14
45	VALDOSTA STATE0
14	Fort Valley State7
34	Bloomsburg0
7	North Dakota State35

1985 VSC STATISTICS

	VSC	OPP
FIRST DOWNS	169	167
Rushing	104	90
Passing	52	63
Penalty	13	14
RUSHING ATTEMPTS	545	504
Yards Gained	2419	2126
Yards Lost	451	369
Net Yards	1968	1757
Avg. Per Game	178.9	159.7
PASSING ATTEMPTS	236	269
Completions	105	106
Net Yards	1373	1471
Avg. Per Game	124.8	133.7
OFFENSIVE PLAYS	781	773
Total Offense	3341	3228
Avg. Per Game	303.7	293.5
NUMBER OF PUNTS	74	92
Avg. Per punt	40.6	36.0
PUNT RETURNS	38	28
Yards	174	205
Avg. Per Return	4.6	7.3
KICKOFF RETURNS	29	27
Yards	546	545
Avg. Per Return	18.8	20.2
INTERCEPTION RETURNS	13	17
Yards	154	166
Avg. Per Return	11.8	9.8
PENALTIES	57	84
Yards	502	618
FUMBLES/LOST	31/17	25/10
TOUCHDOWNS	22	20
Rushing	15	16
Passing	7	3
Other	0	1
EXTRA POINTS	20	17
By Kicking	20	17
Other	0	0
FIELD GOALS	22/13	15/8
SAFETIES	1	1
TOTAL POINTS	193	163
Avg. Per Game	17.5	14.8
GAMES	11	11
SCORE BY QUARTERS	1 2 3 4 TP	
Opponents	32 51 41 39 163	
Valdosta State	58 50 49 36 193	

SCHEDULE AND ATTENDANCE						
3, Fort Valley State	17	10,100				
27, Kentucky State	0	3,500				
31, UT-Martin	7	5,500				
10, at Jacksonville State	12	7,000				
3, Troy State	10	7,500				
5, at Livingston	10	6,000				
49, West Ga. 12 (Columbus)		7,500				
19, Bishop	2	7,500				
7, at Mississippi College	28	5,500				
39, Delta State	20	3,000				
0, at North Alabama	45	4,500				

SCORING	TD	PAT	2-PT	FG	S	TP
Moore	0	20	0	13	0	59
Harrell	5	0	0	0	0	30
Dace	3	0	0	0	0	18
M. Williams	3	0	0	0	0	18
Allen	3	0	0	0	0	18
Teals	2	0	0	0	0	12
Reaves	1	0	0	0	0	6
Clark	1	0	0	0	0	6
Sauls	1	0	0	0	0	6
Cody	1	0	0	0	0	6
W. Massey	1	0	0	0	0	6
M. Williams	1	0	0	0	0	6
Team	0	0	0	0	1	2

RUSHING	G	ATT	GAIN	LOSS	NET	AVG	TD
Allen	9	127	617	53	564	4.4	3
Harrell	8	86	504	41	463	5.4	5
M. Williams	7	56	256	19	237	4.2	2
Clark	11	44	200	1	199	4.5	1
Jackson	7	35	153	5	148	4.2	0
Dace	7	78	316	179	137	1.8	3
Vickers	11	35	133	0	133	3.8	0
W. Massey	7	32	132	0	132	4.1	1
W. Williams	2	2	10	0	10	5.0	0
Reaves	11	5	8	0	8	1.6	0
Teals	11	4	25	19	6	1.5	0
Walters	2	4	12	10	2	0.5	0
Brisbon	2	2	1	2	-1	0.0	0
Mallory	10	9	11	36	-25	0.0	0
Funderburk	7	26	41	86	-45	0.0	0
TOTALS	11	545	2419	451	1968	3.6	15

PASSING	ATT	COMP	INT	PCT.	YDS	TD
Dace	108	53	9	.491	762	4
Funderburk	83	35	4	.422	373	2
Mallory	39	16	3	.410	225	1
Walters	6	1	1	.167	13	0
TOTALS	236	105	17	.445	1373	7

RECEIVING	G	NO	YDS	AvgPC	CPG	TD
Teals	11	33	448	13.6	3.0	2
Sauls	11	12	201	16.8	1.1	1
Clark	11	15	154	10.3	1.4	0
Reaves	11	6	102	17.0	0.5	1
Brookins	11	6	93	15.5	0.5	0
Vickers	11	10	85	8.5	0.9	0
Cody	11	6	64	10.7	0.5	1
W. Massey	7	3	61	20.3	0.4	0
W. Williams	2	2	56	28.0	1.0	1
Allen	9	4	50	12.5	0.4	0
Jackson	7	2	26	13.0	0.3	0
A. Mitchell	3	2	17	8.5	0.7	0
Harrell	8	3	14	4.7	0.4	0
M. Williams	7	1	2	2.0	0.1	1
TOTALS	11	105	1373	13.1	9.5	7

PUNT RETURNS	NO	YDS	AVG	TD
Francis	29	140	4.8	0
Ghant	5	37	7.4	0
Teals	2	-4	-2.0	0
Sauls	2	1	0.5	0
TOTALS	38	174	4.6	0

KICKOFF RETURNS	NO	YDS	AVG	TD
Harrell	15	280	18.7	0
M. Williams	6	136	22.7	0
Jackson	4	79	19.8	0
Teals	1	20	20.0	0
Hadley	2	18	9.0	0
Clark	1	13	13.0	0
TOTALS	29	546	18.8	0

INTERCEPTION RET.	NO	YDS	AVG	TD
Francis	5	109	21.8	0
Da Smith	4	35	8.8	0
Thomas	2	10	5.0	0
De Smith	2	0	0.0	0
TOTALS	13	154	11.8	0

PUNTING	NO	YDS	AVG	LONG
Mallory	72	3037	42.2	62
Team	2	-29	-14.5	-7
TOTALS	74	3008	40.6	62

DEFENSE	UT	AT	TOTAL	FOR	FUMBLE	PASS	PASS	PASS
	LOSS	RECOVERY	INT.	BrUP	SACK			
Francis	63	62	125	6	0	5	6	3
Thomas	55	63	118	2	3	2	2	1
Tuggle	46	61	107	9	0	0	1	2
T. Massey	43	25	68	3	0	0	2	2
Siegel	18	41	59	7	1	0	5	1
Reddings	21	35	56	4	1	0	3	4
Gibson	17	36	53	6	0	0	1	5
Da Smith	34	17	51	2	1	4	11	0
Randall	12	33	45	4	0	0	1	5
Walls	18	25	43	2	0	0	1	3
De Smith	27	12	39	0	1	2	10	0
Strickland	14	20	34	2	0	0	2	0
Brooks	13	18	31	6	0	0	2	3
Price	4	10	14	2	0	0	0	3
Blanchard	6	8	14	0	1	0	0	0
Mitchell	7	6	13	2	1	0	0	1
Mowry	2	6	8	1	0	0	1	0

TEAM IN A GAME
 Most rushing plays — 68 vs. Delta State
 Most rushing yards — 385 vs. West Georgia*
 Most passes attempted — 38 vs. Fort Valley
 Most passes completed — 13 vs. West Georgia
 Most yards passing — 198 vs. Delta State
 Most yards total offense — 577 vs. Delta State*

Most first downs — 29 vs. Delta State*
 Most fumbles — 6 vs. Kentucky State, West Georgia
 Most fumbles lost — 5 vs. West Georgia*
 Most yards penalized — 103 vs. Delta State
 Longest touchdown — 80-yard run vs. West Georgia*
 Most plays — 88 vs. Delta State

INDIVIDUAL IN A GAME

Most Points — 24, Donnie Harrell vs. West Georgia*
 Longest run from scrimmage for TD — 80, Harrell vs. West Georgia*
 Longest run from scrimmage, no score — 72, Harrell vs. Bishop
 Longest pass for TD — 59, Terry Mallory to Darrien Teals vs. UT-Martin
 Longest pass, no score — 56, Mark Dace to Teals vs. Mississippi College
 Longest punt return for TD — none
 Longest punt return, no score — 21, Jimmy Francis vs. North Alabama
 Longest kickoff return for TD — none
 Longest kickoff return, no score — 30, Mike Williams vs. Delta State;
 Stonewall Jackson vs. North Alabama
 Longest interception return for TD — none
 Longest interception return, no score — 47, Francis vs. UT-Martin
 Longest punt — 62, Mallory vs. Livingston*
 Most passes attempted — 28, Darrell Funderburk vs. Troy State
 Most passes completed — 13, Dace vs. West Georgia
 Most passes caught — 9, Darrien Teals vs. Jacksonville State
 Most yards passing — 198, Dace vs. Delta State
 Most yardage by receiver — 96, Teals vs. Mississippi College
 Most rushing attempts — 28, Allen vs. UT-Martin
 Most yards rushing — 169, Allen vs. UT-Martin*
 Most total offense attempts — 36, Funderburk vs. Troy State
 Most yards total offense — 270, Dace vs. Delta State
 Most field goals attempted — 4, Keith Moore vs. Kentucky State, Bishop
 Most field goals made — 4, Moore vs. Bishop*
 Longest field goal — 54, Moore vs. Kentucky State*
 Most PATs attempted — 7, Moore vs. West Georgia*
 Most PATs made — 7, Moore vs. West Georgia*

* New VSC Record

* — New VSC Record

1985 GULF SOUTH CONFERENCE STATISTICS

RUSHING OFFENSE

School	G	Att.	Yds.	Avg.	Game Avg.	TD
Troy State	10	565	2840	5.0	284.0	25
Miss. Coll	10	515	2269	4.4	226.9	22
North Ala.	11	554	2321	4.2	211.0	22
Jax State	10	466	1836	3.9	183.6	13
VSC	11	545	1968	3.6	178.9	15
West Ga.	10	459	1703	3.7	170.3	18
Delta State	11	437	1401	3.2	126.5	15
Livingston	11	414	1269	3.1	115.4	12
UT-Martin	11	408	908	2.2	82.5	6

SCORING OFFENSE

School	G	Pts.	Avg.	School	G	Pts.	Avg.
Miss. Coll	10	281	28.1	North Ala.	11	83	7.5
Troy State	10	256	25.6	Livingston	11	162	14.7
North Ala.	11	265	24.1	VSC	11	163	14.8
West Ga.	10	207	20.7	Troy State	10	161	16.1
Jax State	10	185	18.5	Miss. Coll.	10	166	16.6
Livingston	11	193	17.5	Delta State	11	227	20.6
VSC	11	193	17.5	West Ga.	10	233	23.3
Delta State	11	157	14.3	Jax State	10	274	27.4
UT-Martin	11	105	9.5	UT-Martin	11	324	29.5

RUSHING DEFENSE

School	G	Att.	Yds.	Avg.	Game Avg.	TD
North Ala.	11	436	1123	2.6	102.1	6
Miss. Coll	10	418	1353	3.2	135.3	10
Troy State	10	372	1424	3.8	142.4	14
Livingston	11	490	1661	3.4	151.0	15
VSC	11	504	1757	3.5	159.7	16
Jax State	10	429	1838	4.3	183.8	18
Delta State	11	565	2153	3.8	195.7	15
West Ga.	10	441	2108	4.8	210.8	23
UT-Martin	11	542	2376	4.4	216.0	28

INDIVIDUAL RUSHING

Player/School	G	Att.	Yds.	Avg.	Game Avg.	TD
Clarence Johnson, UNA	11	183	878	4.8	97.6	7
Stevie Young, WGC	9	185	872	4.7	96.9	4
Clyde Shelley, MC	10	179	863	4.8	86.3	6
Ted Horstead, TSU	10	149	840	4.4	84.0	1
Tony Allen, VSC	9	127	564	4.4	62.7	3

TOTAL OFFENSE

School	G	Att.	Yds.	Avg.	Game Avg.	TD
Troy State	10	747	3931	5.3	393.1	32
Miss. Coll	10	729	3797	5.2	379.7	37
Jax State	10	663	3387	5.1	338.7	22
West Ga.	10	701	3354	4.8	335.4	24
North Ala.	11	755	3381	4.5	307.4	27
VSC	11	781	3341	4.3	303.7	22
Delta State	11	737	3243	4.4	294.8	20
Livingston	11	789	3242	4.1	294.7	25
UT-Martin	11	725	2593	3.6	235.7	10

INDIVIDUAL PASSING

Player/School	G	Att.	Comp.	Int.	Yds.	CperG	TD
Keith Williams, DSU	11	297	148	11	1842	13.5	5
Cater Pierce, WGC	10	223	118	16	1535	11.8	6
Trey Sikes, UT-M	11	276	130	15	1466	11.8	5
David Coffey, JSU	6	94	49	6	760	8.3	5
Jim McGhee, MC	9	120	69	3	937	7.7	7
Mark Dace, VSC	7	108	53	9	762	7.6	4

INDIVIDUAL RECEIVING

Player/School	G	Cgt.	Yds.	Avg. Gain	Cgt. Game	TD
Tony Eddins, MC	10	42	739	17.6	4.2	8
Kyle Finney, DSU	11	42	678	16.1	3.8	3
Hal Lamb, WGC	10	38	588	15.5	3.8	0
Lorenzo Graham, LU	9	32	229	7.2	3.6	3
Derrick Thomas, JSU	10	36	823	22.9	3.6	9

TOTAL DEFENSE

School	G	Att.	Yds.	Avg.	Game Avg.	TD
North Ala.	11	666	2301	3.5	198.7	9
Livingston	11	740	2780	3.8	252.7	19
Troy State	10	643	2913	4.5	291.3	18
Miss. Coll	10	667	2934	4.4	293.4	19
VSC	11	773	2338	4.2	293.5	19
West Ga.	10	666	3528	5.4	362.8	31
Delta State	11	831	4080	4.9	370.9	27
UT-Martin	11	774	4086	5.3	371.5	43
Jax State	10	676	3851	5.7	385.1	33

INDIVIDUAL TOTAL OFFENSE

Player/School	G	Att.	Rush Yds.	Pass Yds.	Tot Yds.	Game Avg.
Keith Williams, DSU	11	446	280	1842	2122	192.9
Cater Pierce, WGC	10	276	25	1535	1560	156.0
David Coffey, JSU	9	145	132	760	892	148.7
Trey Sikes, UT-M	11	404	38	1466	1504	136.7
Jim McGhee, MC	9	162	150	932	1087	120.8

PASSING OFFENSE

School	Att.	Comp.	Int.	Pct.	Yds.	Avg.	TD
Livingston	375	186	27	.496	1973	179.4	13
Delta State	300	148	11	.493	1842	167.9	5
West Ga.	242	127	17	.525	1651	165.1	6
Jax State	197	98	18	.497	1551	155.1	9
UT-Martin	317	144	26	.454	1685	153.2	4
Miss. Coll.	214	110	9	.514	1528	152.3	15
VSC	236	105	12	.445	1373	124.8	7
Troy State	182	99	14	.544	1091	109.1	7
North Ala.	199	83	7	.417	1060	96.4	5

SCORING

Player/School	G	TD	PAT	FE	Pts.	Avg.
James Knowles, UNA	11	0	25	16	73	6.6
Keith Moore, VSC	11	0	20	13	59	5.4
Derrick Thomas, JSU	10	9	0	0	54	5.4
Mike Turk, TSU	9	8	0	0	48	5.3
Ted Clem, TSU	10	0	31	7	52	5.2

INTERCEPTIONS

Player/School	No.	Yds.
Kenneth Watson, LU	8	155
David Darden, MC	6	114
Jimmy Francis, VSC	5	109
Mike Haynes, TSU	5	0
Dallis Smith, VSC	4	35

PUNTING

Player/School	No.	Yds.	Avg.
Terry Mallory, VSC	72	3037	42.2
Wally Henry, MC	52	2192	42.2
Harlow Fikes, UNA	70	2873	41.0
Bryan Watts, WGC	52	2052	40.4
Carey Waiters, JSU	49	1925	39.3

PASSING DEFENSE

School	Att.	Comp.	Int.	Pct.	Yds.	Avg.	TD
North Ala.	230	81	19	.352	1063	96.6	3
Livingston	251	105	19	.418	1119	101.7	4
VSC	249	106	17	.426	1471	133.7	3
Troy State	271	127	20	.469	1489	148.9	4
West Ga.	222	113	11	.509	1520	152.0	8
UT-Martin	232	134	5	.578	1708	155.3	15
Miss. Coll	249	128	16	.514	1581	158.1	9
Delta State	266	145	7	.545	1927	175.3	12
Jax State	257	131	9	.510	2013	201.3	15

PUNT RETURNS

Player/School	No.	Yds.	Avg.
Kyle Finney, DSU	26	262	10.1
Ernest Jackson, UT-M	17	143	8.4
Michael Fields, MC	27	208	7.7
Jerome Goggins, LU	13	92	7.1
Brad Sims, TSU	23	152	6.6

KICKOFF RETURNS

Player/School	No.	Yds.	Avg.
Michael Fields, MC	24	560	23.3
Charles Johnson, UNA	14	318	22.7
Derrick Thomas, JSU	11	237	21.5
Jack Johnson, LU	13	272	20.9
Jottie Dancer, DSU	13	264	20.3

VSC RECORD BOOK

INDIVIDUAL — GAME

RUSHING:

Most Rushes — 30, Henry Chubb, vs. Livingston, 1983
Most Yards — 169, Tony Allen vs. UT-Martin, 1985
Most Yards Lost — 77, James Owens vs. Jacksonville State, 1982
Best Average — 8.4, Donnie Harrell vs. West Georgia, 1985
Longest Run From Scrimmage — 80, Donnie Harrell vs. West Georgia, 1985
Most Touchdowns — 4, Donnie Harrell vs. West Georgia, 1985

PASSING:

Most Attempted — 48, James Owens vs. Georgia Southern, 1982
Most Completed — 27, James Owens vs. Georgia Southern, 1982
Most Consecutive Completions — 7, Mark Dace vs. West Georgia, 1985
Most Yards, 406, James Owens vs. Georgia Southern, 1982
Most Touchdowns — 4, James Owens vs. Georgia Southern, 1982*
Best Percentage — .867, Mark Dace vs. West Georgia (13-15), 1985
Longest Reception — 63, James Owens to Kelvin Sheppard vs. Troy State, 1982
Most Had Intercepted — 4, James Owens vs. Troy State, 1982;
Mark Dace vs. North Alabama, 1984

TOTAL OFFENSE:

Most Plays — 58, Mark Dace vs. North Alabama, 1984
Most Yards — 363 (-43R, 406P), James Owens vs. Georgia Southern, 1982

SCORING:

Most Points — 24, Donnie Harrell vs. West Georgia, 1985
Most Touchdowns — 4, Donnie Harrell vs. West Georgia, 1985
Most TDs Responsible For — 4, James Owens vs. Georgia Southern, 1982
(4 TD passes); Donnie Harrell vs. West Georgia, 1985 (4 TDs rushing)
Most PATs Attempted — 7, Keith Moore vs. West Georgia, 1985
Most PATs Made — 7, Keith Moore vs. West Georgia, 1985
Most FGs Attempted — 4, Keith Moore vs. Georgia Southern, 1983, vs. North Alabama, 1984, vs. Kentucky State and Bishop, 1985
Most FGs Made — 4, Keith Moore vs. Bishop, 1985
Longest FG — 54, Keith Moore vs. Kentucky State, 1985*
Most Points Kicking — 13, Keith Moore vs. Bishop, 1985

RECEIVING:

Most Caught — 10, Carl Armstrong vs. Georgia Southern, 1982
Most Yards — 186, Carl Armstrong vs. Georgia Southern, 1982
Most Touchdowns — 3, Carl Armstrong vs. Georgia Southern, 1982

PUNTING:

Most Punts — 10, Terry Mallory vs. Jacksonville State, 1985
Longest Punt — 62, Terry Mallory vs. Livingston, 1985
Best Average — (min. 4 punts) 9-49.8, Terry Mallory vs. Livingston, 1985

PUNT RETURNS:

Most Returns — 7, Jimmy Francis vs. West Georgia, 1984
Most Yards — 67, Derrick Harris vs. Livingston, 1983

KICKOFF RETURNS:

Most Returns — 5, Kelvin Sheppard vs. North Alabama, 1982;
Derrick Harris vs. Georgia Southern, 1983
Most Yards — 147, Derrick Harris vs. Georgia Southern, 1983

DEFENSE:

Most Interceptions — 3, Jimmy Francis vs. Bishop, 1985
Most Yards Returned — 62, Jimmy Francis vs. Bishop, 1985
Most Total Tackles — 21, Jimmy Francis vs. Mississippi College, 1985
Most Solo Tackles — 10, Lenny Parker vs. Mississippi College, 1984
Most Assists — 18, Harvey Carter vs. Georgia Southern, 1982
Most Fumbles Recoveries — 3, Anthony Newsome vs. Delta State, 1983

* — Conference Record

INDIVIDUAL — SEASON

RUSHING:

Most Rushes — 127, Tony Allen, 1985
Most Yards — 668, Henry Chubb, 1983
Most Yards Lost — 307, James Owens, 1982
Best Average — 5.5, Henry Chubb, 1983 (121-668)
Best Game Average — 62.7, Tony Allen, 1985 (564, 9 games)
Most Touchdowns — 7, Tracy Soles, 1983; Clifton Montgomery, 1984

PASSING:

Most Attempted — 339, James Owens, 1982
Most Completed — 169, James Owens, 1982
Best Percentage — .491, Mark Dace, 1985
Most Completions Per Game — 16.9, James Owens, 1982
Most Yards — 2258, James Owens, 1982
Most Yards Per Game — 225.8, James Owens, 1982*
Most Touchdowns — 15, James Owens, 1982
Most Had Intercepted — 14, James Owens, 1982; Mark Dace, 1984

TOTAL OFFENSE:

Most Plays — 402, James Owens, 1982
Most Yards — 2096, James Owens, 1982
Most Yards Per Game — 209.6 James Owens, 1982

SCORING:

Most Points — 59, Keith Moore, 1984 and 1985
Most Touchdowns — 9, Tracy Soles, 1983
Most TDs Responsible For — 15, James Owens, 1982 (15 passing)
Most PATs Attempted — 26, Brad Bauer, 1982
Most PATs Made — 24, Brad Bauer, 1982
Most FGs Attempted — 22, Keith Moore, 1985
Most FGs Made — 14, Keith Moore, 1985
Most Points Kicking — 59, Keith Moore, 1984 and 1985

RECEIVING:

Most Caught — 61, Carl Armstrong, 1982
Most Yards — 1028, Carl Armstrong, 1982
Most Touchdowns — 8, Carl Armstrong, 1982

PUNTING:

Most Punts — 76, Terry Mallory, 1983
Best Average — 42.2, Terry Mallory, 1985

KICKOFF RETURNS:

Most Returns — 27, Derrick Harris, 1984
Most Yards — 610, Derrick Harris, 1983*

DEFENSE:

Most Interceptions — 5, Dallis Smith, 1983; Jimmy Francis, 1985
Most Yards Returned — 109, Jimmy Francis, 1985
Most Total Tackles — 155, Cliff Fouty, 1982
Most Solo Tackles — 63, Jimmy Francis, 1985
Most Assists — 135, Cliff Fouty, 1982
Most Fumble Recoveries — 3, Cliff Fouty, Eric Jarvis, 1982;
Elson Bolar, Anthony Newsome, 1983;
Dallis Smith, Lenny Parker, 1984; Freddie Thomas, 1985

* — Conference Record

VSC RECORD BOOK

INDIVIDUAL IN A CAREER

RUSHING	ATT	YARDS	AVG.	TDs
Henry Chubb, 1982-83	221	1143	5.2	5
Tracy Soles, 1982-83	174	712	5.1	12

PASSING	COMP	ATT	YARD	INT	TDs
James Owens, 1982	169	339	2258	14	15
Mark Dace, 1984-A	95	214	1424	23	6

TOTAL OFFENSE	PLAYS	RUSH	PASS	TOTAL	TDR
James Owens, 1982	402	-162	2258	2096	15
Mark Dace, 1984-A	402	155	1424	1579	10

SCORING	TD	FG	PAT	PTS
Keith Moore, 1983-A	0	34	50	152
Tracy Soles, 1982-83	16	0	0	96

RECEIVING	CATCHES	YARDS	TDs
Carl Armstrong, 1982	61	1028	8
Kelvin Sheppard, 1982-83	53	879	7

PUNTING	PUNTS	YARDS	AVG.
Terry Mallory, 1983-A	214	8377	39.1
Brad Bauer, 1982-84	63	2341	37.2

PUNT RETURNS	RETURNS	YARDS	AVG.
Jimmy Francis, 1982-85	84	473	5.6
Derrick Harris, 1983-84	42	353	8.4

KICKOFF RETURNS	RETURNS	YARDS	AVG.
Derrick Harris, 1983-84	48	1144	23.8
Kelvin Sheppard, 1982-83	28	556	19.9

KICK SCORING	PAT A/M	FG A/M	PTS
Keith Moore, 1983-A	56-50	51-34	152
Brad Bauer, 1982-84	27-24	14-8	48

INTERCEPTIONS	NO.	YARDS	TDs
Jimmy Francis, 1982-85	14	160	0
Dallis Smith, 1983-A	12	156	0

TEAM — GAME

RUSHING:
 Most Rushes — 69 vs. Livingston, 1983
 Most Yards — 385 vs. West Georgia, 1985
 Most Yards Lost — 103 vs. North Alabama, 1984
 Best Average — 6.3 vs. West Georgia, 1985
 Most Touchdowns — 5 vs. Kentucky State, 1982; vs. West Georgia, 1985

PASSING:
 Most Attempted — 48 vs. Georgia Southern, 1982
 Most Completed — 27 vs. Georgia Southern, 1982
 Most Yards — 406 vs. Georgia Southern, 1982
 Most Touchdowns — 4 vs. Georgia Southern, 1982
 Best Percentage — .867 vs. West Georgia, 1982
 Most Had Intercepted — 7 vs. Fort Valley State, 1985

TOTAL OFFENSE:
 Most Plays — 91 vs. West Georgia, 1984
 Most Yards — 577 (379R, 198P) vs. Delta State, 1985

SCORING:
 Most Points — 49 vs. Clark, 1984; vs. West Georgia, 1985
 Most Touchdowns — 7 vs. West Georgia, 1985
 Most PATs Attempted — 7 vs. West Georgia, 1985
 Most PATs Made — 7 vs. West Georgia, 1985
 Most FGs Attempted — 4 vs. Georgia Southern, 1983;
 vs. North Alabama, 1984; vs. Kentucky State and Bishop, 1985
 Most FGs Made — 4 vs. Bishop, 1985
 Most Points Kicking — 13 vs. Bishop, 1985

PUNTING:
 Most Punts — 10 vs. Jacksonville State, 1985
 Best Average — (min. 4 punts) 9-49.8 vs. Livingston, 1985

PUNT RETURNS:
 Most Returns: 10 vs. Livingston, 1984
 Most Yards — 90, vs. UT-Martin, 1984

KICKOFF RETURNS:
 Most Returns — 6 vs. North Alabama, 1982;
 vs. Troy State, Georgia Southern, 1984
 Most Yards — 147 vs. Georgia Southern, 1983

FIRST DOWNS:

Most Total — 29 vs. Delta State, 1985
 Most Rushing — 21 vs. Delta State, 1985
 Most Passing — 19 vs. Georgia Southern, 1982
 Most by Penalty — 3 vs. Livingston, 1983;
 vs. Clark, Troy State, Livingston, 1984

PENALTIES:

Most Penalties — 12 vs. Livingston, 1983; vs. North Alabama, 1984
 Fewest Penalties — 1 vs. Troy State, 1984; vs. North Alabama, 1985
 Most Yards — 118, vs. Kentucky State, 1982
 Fewest Yards — 5 vs. Troy State, 1984; vs. North Alabama, 1985

FUMBLES:

Most — 7 vs. North Alabama, 1983
 Most Lost — 5 vs. North Alabama, 1983; vs. West Georgia, 1985

DEFENSE:

Most Interceptions — 4 vs. Bishop, 1985
 Most Yards Returned — 62 vs. Bishop, 1985
 Most Fumbles Recovered — 5 vs. Delta State, 1983
 Fewest Yards Rushing — minus 22 vs. Clark, 1984
 Fewest Yards Passing — 20 vs. North Alabama, 1983
 Fewest Yards Total — 53 vs. Clark, 1984

TEAM — SEASON

RUSHING:

Most Rushes — 545, 1985
 Most Net Yards — 1968, 1985
 Most Yards Lost — 550, 1984
 Best Average Per Carry — 3.6, 1985
 Best Average Per Game — 178.9, 1985
 Most Touchdowns — 17, 1984

PASSING:

Most Attempted — 396, 1982
 Most Completed — 191, 1982
 Most Yards — 2635, 1982
 Best Average Per Completion — 14.9, 1983
 Most Had Intercepted — 23, 1984
 Most Touchdowns — 17, 1982

TOTAL OFFENSE:

Most Plays — 781, 1985
 Most Yards — 3543, 1982
 Best Average — 322.1, 1982

SCORING:

Most Points — 230, 1982
 Most Touchdowns — 29, 1982
 Most PATs Attempted — 26, 1982
 Most PATs Made — 24, 1982
 Most FGs Attempted — 22, 1985
 Most FGs Made — 14, 1984
 Most 2-Points PATs Attempted — 6, 1984
 Most 2-Points PATs Made — 5, 1984

PUNTING:

Most Punts — 79, 1983
 Best Average — 40.6, 1985

PUNT RETURNS:

Most Returns — 40, 1984
 Most Yards — 320, 1984

KICKOFF RETURNS:

Most Returns — 38, 1982
 Most Yards — 802, 1983

FIRST DOWNS:

Most Total — 193, 1982
 Most Rushing — 104, 1985
 Most Passing — 116, 1982
 Most by Penalty — 18, 1984

PENALTIES:

Most Penalties — 82, 1982
 Fewest Penalties — 57, 1985
 Most Yards — 699, 1982
 Fewest Yards — 502, 1985

FUMBLES:

Most — 40, 1984
 Most Lost — 21, 1983
 Fewest — 16, 1982
 Fewest Lost — 12, 1982

DEFENSE:

Most Interceptions — 17, 1984
 Most Yards Returned — 188, 1984
 Most Fumbles Recovered — 24, 1984
 Fewest Yards Rushing Allowed — 1757, 1985
 Fewest Yards Passing Allowed — 1281, 1984
 Fewest Yards Total Allowed — 3228, 1985

GENERAL RECORDS AND INFORMATION

Attendance Records

Year	Home Games	Total Attendance	Avg. Attendance
1985	6	37,100	6183
1984	5	25,468	5094
1983	6	28,500	4750
1982	5	36,800	7360

Top 5 Home Crowds

Attendance	Opponent and Score	Date
1. 10,100	Fort Valley State (FVSC, 17-3)	Sept. 14, 1985
2. 9,500	Central Florida (VSC, 13-7)	Oct. 2, 1982
3. 9,300	Troy State (VSC, 24-21)	Sept. 18, 1982
4. 9,000	Georgia Southern (GSC, 45-29)	Nov. 20, 1982
5. 8,000	Georgia Southern (VSC, 34-29)	Nov. 19, 1983
8,000	Jacksonville State (JSU, 12-5)	Sept. 29, 1984

Valdosta State Versus All Opponents

Opponent	W	L	T
Albany State	1	0	0
Bishop	1	0	0
Central Florida	1	1	0
Clark	1	0	0
Delta State	1	3	0
Fort Valley State	0	1	0
Georgia Southern	1	2	1
Jacksonville State	0	4	0
Kentucky State	3	0	0
Livingston	3	1	0
Mississippi College	0	4	0
North Alabama	0	4	0
Savannah State	2	0	0
Troy State	1	3	0
UT-Martin	2	0	0
West Georgia	3	0	0
TOTALS	20	23	1

Year, Record, Coach and Captains

Year	Record	Coach	Captains
1982	5-5-1	Jim Goodman	James Owens, QB; David Gilyard, LB
1983	5-6-0	Jim Goodman	Mark Catano, OT; Cliff Fouty, LB
1984	5-6-0	Jim Goodman	Lenny Parker, LB; Elson Bolar, LB
1985	5-6-0	Jim Berryman	Jimmy Francis, FS; Jay Walls, DT

Valdosta State All-Americans

1982 — Mark Catano, Offensive Tackle
 1984 — Lenny Parker, Linebacker
 Keith Moore, Kicker

Valdosta State All-Gulf South Conference Players

1982 — Carl Armstrong, WR Mark Catano, OT (2nd) Cliff Fouty, LB (2nd)	1983 — Lenny Parker, LB Mark Catano, OT Cliff Fouty, LB (2nd) Dallis Smith, CB (2nd)
1984 — Lenny Parker, LB Dallis Smith, CB (2nd) Jessie Tuggle, DE (2nd) Timmy Massey, SS (2nd) Chuck Dunmon, OG (2nd)	1985 — Jessie Tuggle, LB Dallis Smith, CB Terry Mallory, Punter Freddie Thomas, LB (2nd) Jimmy Francis, FS (2nd) Mark Dace, QB (2nd) R.D. Swain, OG (2nd) Darrien Teals, WR (2nd)

Valdosta State Team Award Winners

Most Improved Offensive Player 1983 — Terry Mallory, quarterback 1984 — R. D. Swain, guard	1984 — Chuck Dunmon, guard 1985 — R.D. Swain, guard
Most Improved Defensive Player 1983 — Jessie Tuggle, end 1984 — Dean Siegel, end	Best Defensive Lineman 1982 — Cliff Fouty, linebacker 1983 — Lenny Parker, linebacker 1984 — Lenny Parker, linebacker 1985 — Jessie Tuggle, linebacker
Best Offensive Lineman 1982 — Mark Catano, tackle 1983 — Mark Catano, tackle	Best Offensive Back 1982 James Owens, Quarterback

1983 — Henry Chubb, fullback
 1984 — Max Vickers, fullback
 1985 — Donnie Harrell, tailback
Best Defensive Back
 1982 — Jimmy Francis, cornerback
 1983 — Timmy Massey, strong safety
 1984 — Timmy Massey, strong safety
 1985 — Jimmy Francis, free safety
Scholastic Award
 1982 — James Owens, quarterback
 1983 — Geoff Walters, quarterback
 1984 — Geoff Walters, tight end
 1985 — Bert Gelis, offensive guard

Most Valuable Player
 1982 — Carl Armstrong, wide receiver
 1983 — Henry Chubb, fullback
 1984 — Lenny Parker, linebacker
 1985 — Jimmy Francis, free safety

Player of the Year
 1982 — Carl Armstrong, wide receiver
 1983 — Kelvin Sheppard, wide receiver;
Tracy Soles, tailback
 1984 — Lenny Parker, linebacker
 1985 — Jessie Tuggle, linebacker

Valdosta State Year-by-Year

1982 (5-5-1)		1983 (5-6-0)	
VSC	Opp	VSC	Opp
13 Mississippi College	28	3 Mississippi College	10
24 Troy State	21	12 Troy State	13
27 Georgia Southern	27	14 Savannah State	10
13 Central Florida	7	0 Central Florida	20
0 Delta State	27	16 Delta State	24
11 Jacksonville State	43	11 Jacksonville State	37
36 Albany State	13	20 West Georgia	13
7 North Alabama	53	0 North Alabama	27
48 Kentucky State	13	32 Kentucky State	20
22 Livingston	21	29 Livingston	14
29 Georgia Southern	45	34 Georgia Southern	29
230	298	171	233
Coach: Jim Goodman		Coach: Jim Goodman	
GSC Record: 2-4 (6th)		GSC Record: 2-5 (8th)	

1984 (5-6-0)		1985 (5-6-0)	
VSC	Opp	VSC	Opp
49 Clark	0	3 Fort Valley State	17
28 Savannah State	7	27 Kentucky State	0
38 UT-Martin	6	31 UT-Martin	7
5 Jacksonville State	12	10 Jacksonville State	12
12 Troy State	27	3 Troy State	10
17 Livingston	16	5 Livingston	10
20 West Georgia	13	49 West Georgia	12
8 Georgia Southern	38	19 Bishop	2
3 Mississippi College	10	7 Mississippi College	28
11 Delta State	17	39 Delta State	20
24 North Alabama	35	0 North Alabama	45
215	181	193	163
Coach: Jim Goodman		Coach: Jim Berryman	
GSC Record: 3-5 (6th)		GSC Record: 3-5 (6th)	

Season Leaders

TOTAL OFFENSE 1982 — QB James Owens, 2906 1983 — QB Terry Mallory, 732 1984 — QB Mark Dace, 680 1985 — QB Mark Dace, 899	PUNTING 1982 — Brad Bauer, 37.1 (L55) 1983 — Terry Mallory, 37.6 (L56) 1984 — Terry Mallory, 37.6 (L60) 1985 — Terry Mallory, 42.2 (L62)
RUSHING 1982 — FB Henry Chubb, 475 1983 — FB Henry Chubb, 668 1984 — RB Michael Williams, 362 1985 — RB Tony Allen, 564	PUNT RETURNS 1982 — Jimmy Francis, 30-199 (6.6) 1983 — Derrick Harris, 24-155 (6.5) 1984 — Derrick Harris, 18-198 (11.0) 1985 — Jimmy Francis, 29-140 (4.8)
PASSING 1982 — James Owens, 169-339-2258 1983 — Terry Mallory, 41-98-681 1984 — Mark Dace, 42-106-662 1985 — Mark Dace, 53-108-762	KICKOFF RETURNS 1982 — Kelvin Sheppard, 20-422 (21.1) 1983 — Derrick Harris, 21-610* (29.0) 1984 — Derrick Harris, 27-534 (19.8) 1985 — Donnie Harrell, 15-280 (18.7)
RECEIVING 1982 — WR Carl Armstrong, 61-1028* 1983 — WR Kelvin Sheppard, 22-388 1984 — WR Kevin Gray, 23-455 1985 — WR Darrien Teals, 33-448	INTERCEPTIONS 1982 — Timmy Massey, 3-30; Jimmy Francis, 3-20 1983 — Dallis Smith, 5-91 1984 — Jimmy Francis, 4-31 1985 — Jimmy Francis, 5-109
SCORING 1982 — WR Carl Armstrong, 48 K Brad Bauer, 48 1983 — RB Tracy Soles, 54 1984 — K Keith Moore, 59 1985 — K Keith Moore, 59	TACKLES-ASSISTS 1982 — Cliff Fouty, 20-135 = 155 1983 — Lenny Parker, 47-76 = 123 1984 — Lenny Parker, 62-63 = 125 1985 — Jimmy Francis, 63-62 = 125

* — Led Conference

HERSCHEL VISITS VSC

Herschel Walker, three-time all-American and Heisman Trophy winner at the University of Georgia, was recruited and coached by Valdosta State head coach Mike Cavan. Walker, now a running back for the New Jersey Generals, visited Valdosta State last spring to meet the football team and help the Blazers kick off the 1986 season ticket campaign. While on campus, Walker met the press, had lunch with Blazer supporters, signed autographs and visited with the football team. Below is a story in pictures of Herschel's visit along with his insights on a variety of subjects.



ON COLLEGE:

"It was a wonderful experience for me, and I think everyone should have a taste of it. Coming from a small town like I did and being exposed to the atmosphere of a college campus has been invaluable to me. Everywhere I go now, I represent the University of Georgia, and I always strive to represent it well because I really appreciate everything the university has done for me."



ON TRAINING:

"I think you've got to force your body to the limit in order to improve. Like anything in life, the more you work for it, the more you appreciate it. You need to set tough but realistic goals."

ON BEING A PROFESSIONAL PLAYER:

"I know I'm extremely fortunate to have had the success I've enjoyed. The percentage of college players that make it is very small. That's the reason I tell college players to make sure they get that education. That way they will have something to fall back on if pro ball doesn't work out."

ON DRUGS:

"I'm totally against drugs. I had never been around drugs, but now I've seen what they can do to a person. A person who messes around with drugs is cheating himself. I'm very concerned about the use of drugs by athletes at every level."



ON COACH CAVAN:

"Coach Cavan is like a father to me. Valdosta State has a lot to look forward to. Football should be fun, and Coach Cavan makes it fun. He's a great motivator who will get the most out of his players."





VSC Girls in the 1986 Miss Georgia Pageant

(Left to Right) Glynis Attaway, Deana Luke, Krista Kinert, Marlesa Ball, Kelly Edwards, Laura Lee and Mary Powers.



STATE GIRLS



Valdosta State Coed Marlesa Ball, Miss Georgia 1986

VALDOSTA STATE COLLEGE

Valdosta State College, which first opened its doors to students January 2, 1913 as the South Georgia State Normal College for young ladies, is a multi-purpose unit of the University System of Georgia.

The beautiful, south Georgia college offers undergraduate degree work leading to the Associate of Applied Science, the Associate of Arts, the Bachelor of Arts in 13 major programs, the Bachelor of Science in 9 major programs, the Bachelor of Science in Criminal Justice, the Bachelor of Science in Nursing, the Bachelor of Science in Education in 7 major programs, the Bachelor of Business Administration in 6 major programs, the Bachelor of Fine Arts in 5 major programs, and the Bachelor of Music in 2 major programs.

Graduate degrees offered are in English, history and mathematics, the Master of Science with majors in psychology and sociology, the Master of Business Administration, Master of Public Administration, Master of Science in Nursing, the Master of Music Education, and the Education Specialist in 9 major programs.

New baccalaureate and graduate degree programs are added from time to time to meet the needs of the population served by the college.

A special act of the Georgia Legislature established the institution of higher learning in 1906. It was not until 1911, however, that the state appropriated \$30,000 for one building and equipment. The city of Valdosta, enthused over the idea of having a college in their city, gave a campus of 60 acres and \$50,000 in money. In 1912, the future of the institution was assured when the Legislature granted it adequate annual appropriation for maintenance.

In 1922, the school's name was changed to Georgia State Womans College and a four-year program leading to the bachelor's degree was authorized. In 1950, the Board of Regents made the college coeducational and also changed the name to Valdosta State College.



DR. HUGH C. BAILEY PRESIDENT

Valdosta State College has firmly established itself as one of the state's leading institutions of higher learning since Dr. Hugh C. Bailey became the school's sixth president on July 1, 1978.

The 57-year-old Berry, Ala., native believes in academic excellence and athletic excellence and has added programs in both areas to further enhance the attractiveness of Valdosta State to prospective students. In his eight-year tenure, enrollment has increased more than any other school outside metropolitan Atlanta as Valdosta State continues to serve an ever-increasing geographical area.

Dr. Bailey considers athletics to be an integral part of the total picture of Valdosta State and stays completely informed concerning developments in the entire athletic program. He promoted the initiation of a football program at VSC five years ago, and when it was overwhelmingly approved by student referendum he gave it his full support.

Dr. Bailey came to Valdosta State from Francis Marion College in Florence, S.C., where he was vice president for academic affairs and dean of the college. He went to Francis Marion from Samford University in Birmingham where he joined the faculty of the Department of History and Political Science in 1953. He was at Samford for 22 years, the last five as Dean of the College of



Arts and Sciences.

He earned the A.B. degree from Samford in 1950 and his master's and Ph.D. degrees from the University of Alabama in 1951 and 1954 respectively. He is a member of numerous civic and professional organizations and has published more than 25 articles in various professional journals. He is also the author of six books.

Dr. Bailey is married to the former Ahleida Joan Seever of Mobile, Ala., and has two daughters, Debra Jane, a freshman at the University of Georgia, and Laura Joan, a junior at Valdosta High School.



COMPOSITE SCHEDULE OF 1986 OPPONENTS

*Night Game (HC) Homecoming	Sept. 6	Sept. 13	Sept. 20	Sept. 27	Oct. 4	Oct. 11	Oct. 18	Oct. 25	Nov. 1	Nov. 8	Nov. 15	Nov. 22
Valdosta State	Open	at Ft. Valley State*	at Central Florida*	at UT-Martin*	Jacksonville State	at Troy State*	Livingston	at West Georgia	Savannah State (HC)	Mississippi College*	at Delta State*	North Alabama
Ft. Valley State	Open	VSC*	Morehouse*	at Morris Brown	Clark*	at Alabama State	Alabama A & M	Open	Tuskegee Institute (HC)	at Savannah State	Kentucky State	Albany State
Central Florida	Bethune-Cookman*	West Georgia*	VSC*	at Akron*	Murray State*	at Wichita State	at Eastern Kentucky	Wofford* (HC)	at VMI	Georgia Southern*	Samford*	Open
UT-Martin	Lane*	at Austin Peay State*	Southeast Missouri State*	VSC*	at Mississippi College*	Delta State*	at North Alabama	Open	Jacksonville State (HC)	at Troy State	Livingston	at West Georgia
Jacksonville State	Newberry	at Alabama A & M*	Open	West Georgia*	at VSC	Mississippi College*	at Delta State*	North Alabama (HC)	at UT-Martin	Open	Troy State*	at Livingston
Troy State	at West Texas State*	Nicholls State*	Open	Livingston*	at West Georgia*	VSC*	at Mississippi College*	Delta State*	at North Alabama*	UT-Martin*	at Jacksonville State*	Open
Livingston	at East Texas State*	at Western Kentucky	North Alabama	at Troy State*	Open	West Georgia (HC)	at VSC	Mississippi College*	at Delta State	North Alabama	at UT-Martin	Jacksonville State
West Georgia	Liberty*	at Central Florida*	Clark*	at Jacksonville State*	Troy State*	at Livingston	Open	VSC (HC)	at Mississippi College	Delta State	at North Alabama	UT-Martin
Savannah State	Bowie State*	at Tuskegee Institute	Alabama A & M*	Open	at Morris Brown	Georgia Southern*	at Clark	Morehouse (HC)	at Morehouse (HC)	Ft. Valley State	at Albany State	Open
Mississippi College	Open	at North Alabama*	Akansas Monticello*	at West Texas State*	UT-Martin*	at Jacksonville State*	Troy State*	at Livingston	West Georgia (HC)	at VSC	Open	Delta State*
Delta State	Open	Southern Arkansas	at Northern Louisiana*	at Southeast Missouri State	North Alabama*	at UT-Martin*	Jacksonville State*	at Troy State*	Livingston (HC)	at West Georgia	VSC*	at Mississippi College*
North Alabama	Mile*	Mississippi College*	Livingston	Open	at Delta State*	Alabama A & M*	UT-Martin (HC)	at Jacksonville State	Troy State*	at Livingston	West Georgia	at VSC

**Valdosta
State**