

Valdosta State Football 1988



TO THE WORKING MEDIA . . .

PRESS BOX

Cleveland Field, the football home of Valdosta State's Blazers, is topped on the South side by a two-level press box with adequate seating on the lower level for about 12 writers. Broadcasters, film crews and photographers use the upper level.

PRESS BOX COVERAGE

Standard services are provided for media personnel -- flip cards, cumulative statistics, media guides, programs, play-by-play accounts at the conclusion of each quarter, abbreviated statistics at halftime and complete final statistics as soon as possible at the end of the game. Ample telephone service is available. Soft drinks will be served.

MEDIA CREDENTIALS

Contact Steve Roberts, SID, for press passes as far in advance as possible. Passes will be mailed if time permits. If not, they will be left at the Will Call window at the Southeast ticket booth at Cleveland Field. The passes will be at the Will Call window an hour and a half before kickoff.

MEDIA PARKING

Parking for the media is available near the Southeast Gate at Cleveland Field. No parking sticker is necessary.

RADIO

Valdosta State has a radio booth for the originating station for the Blazer Sports Network. A modular plug phone line is provided the official broadcast team of the opponent for each game. Visiting radio will use the upper level (no booth) and should obtain permission and credentials in advance from

Please Display Your Press Credentials at All Times!

Steve Roberts, SID. Gulf South Conference opponents are provided the phone line at no charge. Other opponents are charged a \$50 fee. The visiting radio phone number is (912) 247-7277.

SCOUTS

Requests for scouting credentials should be made directly to Steve Roberts, SID, early during the week of the game to be scouted.

OFFICES

Offices of all football coaches are located in the old gymnasium, which also houses the football fieldhouse and ticket office. All other athletic offices, including the sports information office, are located in the physical education complex.

SPORTS INFORMATION ADDRESS

Steve Roberts
Sports Information Director
Athletic Department
Valdosta State College
Valdosta, GA 31698




PHOTO CREDITS

Many thanks to Valdosta State photographer Derek Pickup, *Valdosta Daily Times* photographers Paul Leavy and Bob Lupinek, *Spectator* photographer Mike Tanner, free lance photographers Perry McIntyre of Atlanta and Ken Klanicki of Valdosta and Bill England of the VSC public relations and football offices for their time and talent which produced the photos in this media guide.

1988 SCHEDULE

DATE	OPPONENT	SITE	TIME
Sept. 10	Fort Valley State	Brunswick	7:00 p.m.
Sept. 17	UT-Martin*	Martin, TN	3:00 p.m.
Sept. 24	Jacksonville State*	Valdosta	1:00 p.m.
Oct. 1	Troy State*	Troy, AL	8:00 p.m.
Oct. 8	Livingston*	Valdosta	1:00 p.m.
Oct. 15	West Georgia*	Carrollton	2:00 p.m.
Oct. 22	Central Florida (Homecoming)	Valdosta+	1:00 p.m.
Oct. 29	Mississippi College*	Valdosta	3:00 p.m.
Nov. 5	Delta State*	Cleveland, MS	3:00 p.m.
Nov. 12	North Alabama*	Valdosta	1:00 p.m.

* Gulf South Conference games + To be played at Lowndes High School's Martin Stadium ALL TIMES LOCAL

THE COVER

In addition to Blaze, Valdosta State's mascot who was introduced during the 1987 football season, this year's cover features players who are considered keys to the success of the 1988 Blazers. Top, L-R: Senior tailback and all-time leading rusher Donnie Harrell; Blaze entertaining at halftime; senior inside linebacker Scott Mowry. Second row, L-R: Junior defensive ends Darrell Tarver and Robert Morris; senior split end Darrien Teals. Third row: Junior flanker Randy Fisher. Bottom row, L-R: Senior inside linebacker Jimmy Brookins; senior fullback Eric Clark; Blazers celebrating a touchdown.

VALDOSTA STATE AT A GLANCE

Location	Valdosta, GA
Enrollment	7400
President	Dr. Hugh C. Bailey
Associate Athletics Directors	Mike Cavan Tommy Thomas
Football Coach	Mike Cavan
Athletic Affiliation	Gulf South Conference, NCAA Division II
Nickname	Blazers
Colors	Red and Black
Stadium	Cleveland Field (11,798, natural turf)

ATHLETIC STAFF

Position — Name	Telephone (Area Code 912)	
	Office	Home
Faculty Athletic Representative		
Dr. Joe Gore	333-5778	242-3462
Associate Athletic Directors		
Mike Cavan	333-5844	247-5117
Secretary — Debbie Yarbrough	333-5844	244-4391
Tommy Thomas	333-5890	245-0303
Secretary — Kathie Gardner	333-5890	247-7247
PE/Athletics Department Head		
Dr. John Merriman	333-7161	242-8612
Secretary — Ann Bagley	333-7161	242-8737
Baseball — Tommy Thomas		
Assistant — Kip McLeod	333-7161	242-2415
Basketball (Men)		
James Dominey	333-5890	242-0752
Assistant — Rick Stukes	333-5890	244-4790
Basketball (Women)		
Charles Cooper	333-5890	244-5979
Assistant — Deborah McBeath	333-5890	245-0006
Cross Country		
John Hansen	333-5890	244-4790
Equipment, Film — Larry Lampert		
333-5844	244-7188	
Football — Mike Cavan		
333-5844	247-5117	
Golf — Nicky Balanis		
247-0430	247-4033	
Softball — Lisa Pinder		
333-5461	247-4549	
Sports Information — Steve Roberts ...		
333-5890	244-6560	
Tennis — John Hansen		
333-5890	244-4790	
Ticket Manager		
Debbie Yarbrough	333-5844	244-4391
Trainer — Jim Rudd	333-7161	686-5177
Assistant — Bobby Tucker	333-7161	794-3649

FOOTBALL STAFF

Head Coach	Mike Cavan
Alma Mater	Georgia, 1972
Collegiate Record	15-6, 2 years
Office Phone	(912) 333-5844
Home Phone	(912) 247-5117
Best Time to Call	Mornings
Assistant Coaches	
David McKnight, Georgia 1970 .	Offensive Coordinator
Rusty Russell, Georgia 1976 . . .	Defensive Coordinator
George Collins, Georgia 1978	Offensive Line
Peter Thurmond, Vanderbilt 1987	Secondary
David Napert, Troy State 1982	Defensive Line
Jay Walls, Valdosta State 1986 . .	Outside Linebackers
David Elsenrath, Missouri-Rolla 1985	Tight Ends
Sports Information Director	
Steve Roberts	
Voice of the Blazers	
Bill England	
Athletic Trainer	
Jim Rudd	
Assistant Trainer	
Bobby Tucker	
Equipment Manager	
Larry Lampert	
Football Secretary	
Debbie Yarbrough	

CONTENTS

Blazer Girls	21
Cavan Classic	35
Coaching Staff	4
College	44
Depth Chart	19
Football Photo Page	24
Gulf South Conference	28
Head Coach	2
Lettermen	20
Opponents	25
Outlook	11
President	44
Records	36
Review	30
Rosters	22
Support Staff	9
VSC Girls	42

TELEPHONES

Mike Cavan, Head Coach	Steve Roberts, SID
Office: (912) 247-5117	Home: (912) 244-6560

MIKE CAVAN

Associate Athletic Director Head Football Coach

Mike Cavan, on the eve of his third season as the man in charge of Valdosta State football, has experienced in his first two years most of the emotions that accompany a head coaching position on the college level.

After taking over a struggling program which had not had a winning season in its first five years, Cavan immediately turned the Blazers in the right direction and enjoyed the euphoria of winning 9 of 11 games, leading his first team to a second place finish in the Gulf South Conference. By all rights that team should have been invited to post-season play, and Cavan had to endure the frustration of being rejected by the selection committee.

He and his staff went back to work and fielded another competitive squad last season. After winning the first four games, Cavan learned with justifiable pride that Valdosta State was ranked seventh in the nation, the highest ranking a Blazer football team had ever achieved. It was another milestone achieved, but it was short-lived. The next weekend VSC was soundly beaten by eventual national champion Troy State, and Cavan climbed on what turned out to be an unpleasant roller coaster ride for the remainder of the season.

The ride began on an up note as the Blazers won their next



The Cavans: Mike, Michael, Mima, Becky (sitting)

two games to go 6-1 and climb back into the rankings. But the roller coaster went out of control down the stretch as Cavan watched his club lose its last three games by a total of 12 points. He could be excused if bitterness was an emotion after a blocked punt and a pass interception turned a 16-7 lead into a 17-16 defeat at North Alabama in the season finale.

"I said going into last season that the success we enjoyed in 1986 would not make one bit of difference. What you've done in the past has little bearing on the present. I think we learned more about ourselves last season and that should make a difference. But like I've said before, there's no magic formula. It's still hard work, persistence, patience and a little luck doesn't hurt."

A native of Thomaston, Georgia, Cavan was an all-round athlete at Robert E. Lee High School where he played for his father, Jim, one of the all-time great high school coaches in the state. His senior season he made all-state and was named the Atlanta Touchdown Club's player of the year.

His 20-year association with the University of Georgia began when he joined the Bulldogs in the fall of 1967 as a quarterback. As the starting signal caller in 1968, 1969 and 1970, Cavan led the Bulldogs to the Southeastern Conference championship as a sophomore and was named to the all-SEC Sophomore team by The Associated Press and was chosen SEC Sophomore of the Year by the Jacksonville Journal, outpolling such stars as Archie Manning of Ole Miss and Scott Hunter of Alabama. He also made the Atlanta Constitution All-South team.

In that great sophomore season, Cavan piled up over 1700 yards in total offense, leading Georgia to an 8-0-2 regular season finish, the SEC crown and a bid to the Sugar Bowl. He passed for nine touchdowns, completing 56 percent of his passes, and ran for four TDs. In his career, Cavan gained almost 3400 yards in total offense and was responsible for 26 touchdowns.

Following his playing career, Cavan worked in real estate in Athens for two years before joining the Georgia coaching staff as a graduate assistant on the freshman team. He was elevated to full-time status as offensive backfield coach in 1975.

An excellent recruiter, Cavan lured all-SEC performers Lindsey Scott, Tommy Thurson, Donald Chumley and Greg Waters to Georgia. His most famous recruit, however, was three-time All-American and Heisman trophy winner Herschel Walker.

Cavan is married to the former Becky Pittard of Duluth, and they have two children, Michael, 13, and Mima, 10. His sister, Joanie, is a 1968 graduate of Valdosta State.

Cavan Thumbnail

Born: April 15, 1948 (age 40)

Hometown: Thomaston, GA


Education: Robert E. Lee High School, Thomaston, GA;
University of Georgia (B.S. Ed.)

Coaching Experience: University of Georgia, freshman assistant, 1973-74; offensive backfield coach, 1975-85;
Valdosta State College, associate athletic director and head football coach, 1986.

Religious Affiliation: Methodist.

Hobbies: Golf, hunting, fishing.

Family: Wife, Becky; two children, Michael, 13, Mima, 10.



Cavan in the Georgia Record Book

Season Records

- Pass Attempts: 207, ranks 5th all-time.
- Pass Completions: 116, ranks 2nd all-time.
- Passing Yards: 1619, ranks 2nd all-time.
- Completion Percentage: 56, ranks 6th all-time.
- Touchdown Passes: 9, ranks 8th all-time.
- Most Plays: 309, ranks 6th all-time.
- Total Offense: 1710, ranks 6th all-time.

Career Records

- Pass Attempts: 448, ranks 4th all-time.
- Passing Yards: 3216, ranks 4th all-time.
- Completion Percentage: 51.1, ranks 4th all-time.
- Touchdown Passes: 20, ranks 5th all-time.
- Most Plays: 673, ranks 7th all-time.
- Total Offense: 3381, ranks 6th all-time.

COACHING STAFF

David McKnight Offensive Coordinator



Mike Cavan knew when he took the Valdosta State head job that the Blazer offense the three previous years had not been consistent. He also knew he had the person in mind who had a proven track record for turning out high-powered scoring machines on the high school level.

One of Cavan's first moves after taking the job was to lure his former Georgia roommate away from the head coaching job at Glynn Academy in Brunswick. David McKnight, who had enjoyed seven winning seasons at Glynn, accepted Cavan's challenge and joined the Blazer camp in time for spring practice.

He immediately installed a multiple offense, one which he says has no name but is geared to taking advantage of what the defense will give you. But the main thing he "installed" during the spring of 1986 was confidence.

That confidence has continued to grow in the 2½ years McKnight has been on the scene. And even though the "bottom line" last year was not as impressive as in 1986 (6-4 compared to 9-2), the Blazers' offensive statistics were more impressive.

The '86 Blazers ranked seventh in the conference in total offense (third in rushing offense and eighth in passing offense) while last year's club was fourth in all three categories. The '86 team was fourth in scoring offense while last year's Blazers were second. That's the consistency Cavan had in mind when he hired McKnight. Now the job is to improve the offensive productivity while at the same time keeping the balance between running and passing.

"Our offense did a lot of good things last year, but it didn't have the killer instinct. We were not good enough inside the 20. We had too many bad plays and we weren't good enough to overcome them. Our offense is totally geared to execution. We must stay on schedule. One play sets up the next."

McKnight likes the wide-open offense because it is not a one-dimensional set, which depends to a great extent on the quarterback for success. "The quarterback is of course important but he doesn't have to be the dominant player in order for the offense to move the ball."

McKnight's Glynn Academy teams averaged seven wins a year during his tenure with the 1985 club going 10-2, setting several offensive records in the process.

A native of Hampton, VA, McKnight was an all-American high school player at Hampton High School before enrolling at Georgia in 1965. He was a three-year starter at defensive end. Following a tour of duty as an officer in the Army, he returned to Georgia to work on his graduate degree in physical education, which he received in 1973.

He held coaching positions at Tennessee Tech and Appalachian State before taking over the Glynn Academy program in 1979.

McKnight is married to the former Beth Perry of Bristol, VA, and they have two sons, Ross, 6, and Perry, 4.



*The McKnights:
Perry, Beth, Ross,
David (in rear)*

COACHING STAFF

Rusty Russell Defensive Coordinator



John Erskine (Rusty) Russell was on the job at Valdosta State almost as soon as new head coach Mike Cavan was. Cavan announced one day after taking the VSC job that Russell would be joining him as his defensive coordinator, and Russell did just that less than a week later.

Russell, 35, is the son of former Georgia defensive coordinator Erk Russell and has literally been a student of defensive football all his life. He brought a simple philosophy to the Blazer defensive camp, which had performed solidly the three previous years.

"We're going to try to win football games," Russell said on the eve of the 1986 season.

With an experienced, senior-dominated group with which to work, Russell installed his defense in the spring of 1986, and the results in the fall were outstanding. The '86 Blazer defenders were a record-setting bunch who played with great intensity and desire.

Russell's task last season was much more demanding. All the experience and much of the confidence did not return, and Russell had to start over. He led his players through the adversity of growing up last fall, and it was a much more experienced group which greeted him last spring. And it will be a much more confident group which will greet him this fall.

Russell and his defensive staff have nine players returning who started at least part of the time last season. Only the outside linebacker and rover positions won't be manned by veterans when the Blazers go to work this fall.

"We made progress in the spring," Russell said. "Our goal was to find some depth and get as much work for as many people as possible. We accomplished that to some extent. We are not where we want to be or where we need to be by any means. I do know this group is aware of the kind of effort we expect and have got to have this fall."

Russell grew up in Athens and played at Clarke Central High School before going to Florida State. He transferred to Georgia after one year and had an outstanding career as a defensive end and linebacker on three Junkyard Dog defenses.

After receiving a business administration degree in 1976 and working in sales for a couple of years, Russell returned to Georgia as a graduate assistant for one year and as scout team coach for two more. He joined the Memphis State staff as outside linebackers coach in 1981 and moved to Vanderbilt as defensive ends coach in 1984.

"My association with Rusty goes back to our days at Georgia," Cavan said. "I followed him as a player and coach at Georgia and as a coach at Memphis State and Vanderbilt. I am very confident of his ability to make us a competitive unit defensively."

Russell is married to the former Pam Stroh of Des Moines, Iowa, and they have four children, Brian, 13, Jill, 10, Angie, 8, and Audrey, 3.



*The Russells:
(sitting) Pam,
Audrey, Angie,
Rusty; (standing)
Brian and Jill*

George Collins

Offensive Assistant Line



George Collins, an all-American offensive lineman in the mid-1970's at Georgia, joined Mike Cavan's staff in the spring of 1986 as offensive line coach.

A high school all-American at Warner Robins High School, Collins was a starting offensive guard from 1975-77, and was a part of what is considered one of the best Bulldog offensive lines in history in 1976, a year Georgia won the Southeastern Conference championship.

Following his senior season, Collins played in the East-West Shrine game and the Senior Bowl before being drafted by the St. Louis Cardinals. He played in St. Louis for five seasons before joining the Jacksonville Bulls of the United States Football League where he played for two years.

Collins returned to Georgia in 1985 as a graduate assistant before coming to VSC in time for spring practice. He completed work on his master of education degree during the summer of 1986.


He is married to the former Tina Hampton of Warner Robins, and they have two children, Brad 5, and Amy, 2..



The Collins: Amy, George, Tina, Brad

David Napert

Defensive Assistant Line



David Napert is entering his fourth season as a member of the Valdosta State football staff, having coached defensive ends, the defensive line and the outside linebackers and rovers. This year he will again concentrate on the defensive line. He also designed and runs the strength program and the off-season conditioning program for the Blazers.

Napert, 28, came to VSC from Panama City, FL, where he coached football, basketball and track at Rutherford High School for two years. A native of Rockledge, FL, he was an outstanding football player at Rockledge High School, making all-conference as a tight end and linebacker. He also ran track in high school.

He was recruited by Troy State to play football and was a four-year letterman for the Trojans at defensive end. He graduated from Troy State in 1982 with a B.S. in education, physical education and biology.

Napert, who completed work on his master's degree in physical education in the summer of 1986, is married to the former Jackie Patelidas of St. Simons.



Jackie and David Napert

Jay Walls

Defensive Assistant Outside Linebackers



Jay Walls, who coached the defensive line last fall, took over the outside linebackers and rovers in the spring and will continue in that capacity this fall.

A three-year letterman for Valdosta State at defensive tackle, Walls was a durable performer who started 33 consecutive games for the Blazers from 1983 through 1985. During that span he made 124 tackles and recorded seven sacks.

A native of Panama City, FL, Walls was an outstanding high school player at Rutherford High School before enrolling at Gardner Webb College in North Carolina. He transferred to Valdosta State following his freshman season to complete his eligibility.


Walls, who completed work on his degree in physical education last spring, is married to the former Kathleen Downs of Panama City and they have two daughters, Lindsey, 3, and Lauren, 2.



The Walls: Jay, (holding Lindsey); Kathleen, (holding Lauren)

Peter Thurmond

Defensive Assistant Secondary



Peter Thurmond, who joined the defensive coaching staff last summer, had a challenging indoctrination to college coaching when he inherited a secondary which had to be totally overhauled.

"I thought the secondary improved even though we made a lot of mistakes back there," head coach Mike Cavan said. "Peter is a great influence on our young secondary. I was especially pleased with the progress made during the spring, and I expect that solid play to carry over this fall."

Thurmond, a native of Atlanta, was a three-sport letterman in high school at Westminster, playing football, basketball and baseball. It was in football that he made his mark, playing free safety and wide receiver and being named to the all-state team.

He played free safety at Vanderbilt for two seasons before a head injury curtailed his college playing career. He was a student coach at Vandy for three seasons and received his degree in economics in 1987.

Thurmond, 24, coached with VSC defensive coordinator Rusty Russell at Vanderbilt.



Peter Thurmond

David Elsenrath

Offensive Assistant Line, Tight Ends



David Elsenrath is the newest member of Mike Cavan's staff, joining the Blazers last April just in time for spring practice. His primary responsibility will be coaching the tight ends and he will also assist George Collins with the offensive line.

"David made an immediate contribution to the staff and the team in the spring," Cavan said. "He has tremendous enthusiasm and he relates very well with the players. This is the first time our tight ends have received intense attention, and I think it will make a difference in the fall."

Elsenrath, 26, came to Valdosta State from Auburn where he was a graduate assistant, coaching both the offensive and defensive lines for two seasons. In 1985 he was the offensive and defensive line coach and strength coach at Cooper City High School in Fort Lauderdale, FL.

A native of St. Peters, MO, he played college football at Missouri-Rolla, where he was an offensive guard. He was an all-conference prep lineman at Francis Howell High School in St. Charles, MO.

Elsenrath, who is single, received his B.S. degree from Missouri-Rolla in 1985 and his M.Ed. degree from Auburn in 1987.



David Elsenrath

Coaches On The Job



Coaches Russell and Napert



Coach McKnight



Coach Collins

VSC SUPPORT STAFF

Jim Rudd Athletic Trainer



Jim Rudd joined the Valdosta State athletic staff in July 1985 as head athletic trainer, bringing 15 years experience to the important job.

In addition to his head trainer duties, Rudd directs the curriculum of the new athletic training major which was instituted by the Department of Health, Physical Education and Athletics in the fall of 1986.

Rudd oversees a staff of ten people and maintains two fully-equipped training rooms, one in the football fieldhouse and another in the physical education complex.

Rudd, 37, came to VSC from West Virginia University where he was coordinator of athletic training education. A native of New Jersey, he received the B.S. Degree in biology from St. Lawrence University in Canton, New York, and earned the M.S. degree in physical education from the University of North Dakota where he worked as an assistant trainer.

He has been the head athletic trainer at Mercer County Community College in Trenton, NJ, and at Kansas State University in Manhattan. Rudd is married and he and his wife Elaine have one daughter, Jennifer, 9.

Larry Lampert Equipment Manager



Every football program must have a behind-the-scenes person who takes care of all the every day, run of the mill, unglamorous duties which must be done if the program is going to run smoothly.

Valdosta State is fortunate to have Larry Lampert heading up that job, and the Air Force veteran does it to perfection. Lampert came on the job as a volunteer helper when football was initiated in 1982 and was later hired as equipment manager.

Taking care of the football equipment is just one of a myriad of assignments the personable Lampert handles. He is in charge of the Blazers' managerial staff and takes care of the game filming for football as well as men's and women's basketball.

An Illinois native, Lampert retired from the Air Force after serving 22 years. His last assignment was at Moody Air Force Base near Valdosta, and he decided to make his home here. He is married, and he and his wife Dottie, an avid Blazer fan, have two sons, Mark and John. John was a student trainer for five Blazer football teams.

1988 BLAZER CHEERLEADERS



LuANN MURDOCK
Lawrenceville, GA




DOLPH ANN WOODS
Valdosta, GA



WENDI CONNELL
Valdosta, GA

ROOSEVELT JOHNSON
Valdosta, GA



NANCI NICHOLS
Valdosta, GA



SONJA CLAYTON
Atlanta, GA



MARGARET ANN SINEATH
Lake Park, GA

STACY HAUGABROOK
Cheerleader Sponsor



CAVAN ASSESSES THE 1988 BLAZERS

THE OFFENSIVE LINE

"We're really rebuilding here because we lost three guys to graduation and another starter left the team at the end of school. We've made a few changes and are now flip-flopping our line. We ended the spring with Randy Williams at center, Michael Brenton at strong guard and Buddy Phillips at strong tackle. Then on the other side we had Mike Sellars at weak guard and Michael Parker at weak tackle. But Sellars won't be with us in the fall, which cuts down on our front line experience. Right now Kelly Wells, a redshirt freshman who has no game experience, moves up on the depth chart. A couple of other youngsters, Ted Palmer and Stacy Martin, have a chance to help, but we really need some pleasant surprises in the fall."

THE TIGHT ENDS

"Coming out of the spring, there's no question that Keith Jones, who'll be a junior, is our tight end. He's played two years there and can be a very good player if he continues to work. Behind him we don't know. Lance Laskey has ability, but he was hurt all spring and didn't practice that much. This fall somebody has got to step in and be a backup, whether it be Lance or a signee."

THE WIDE RECEIVERS

"You have to start with Randy Fisher. He's a premier player who's had two good years. He had an excellent spring and continues to improve. Darrien Teals will be back for his senior season, and he's a very reliable receiver. Howard Akers, another senior, had a very good spring and will be a definite factor in our passing game. After that it gets a little shaky. We've got some other good talent there, but we don't know about their grade situation. They're on the border line, so we'll have to wait and see. We need at least one more quality receiver."

THE QUARTERBACKS

"For much of the spring I was disappointed with Tye Cottle's performance, but the last week or so he started to get better. I wish he had started off the spring that way. Tye is our quarterback, there's no question about that. But at the same time he's only a sophomore who has played only five games. He's got a lot of football to learn. Behind him I feel comfortable with Darrell Funderburk, who I think had his best spring. Then we've got to get a good look at incoming freshmen Jay Jernigan from Live Oak and Craig Cassidy from Evans."

THE RUNNING BACKS

"At fullback Eric Clark needs to provide us with the senior leadership as well as consistent performance at his position. It's a good situation because young sophomore Marcus Copeland can be a good player and he keeps the competition at a high level. Sharrell Perry, another young player, threw his hat in there in the spring and could help at fullback or power back in certain situations. At tailback Donnie Harrell, another senior, really improved in the spring and that's not always easy for a senior. But Donnie's a competitor and he was pushed by redshirt freshman Ramon Allen, who I thought was the highlight of the spring offensively. He had an outstanding spring practice, giving us a dimension we haven't had with his speed and size. If he comes back in the fall ready to get better, it'll be a big bonus for us. He and Donnie compliment each other very well, and in our offense you can't have enough running backs."

THE INSIDE LINEBACKERS

"You have to start with our two seniors, Jimmy Brookins and Scott Mowry. It is imperative that these two young men step in and be the leaders of our defense, and I think they will. Jimmy is still learning his position. He's played it only one year, but he had a very good spring. I think he got a lot stronger and more confident in the spring. Scott needs to have his best year, and I think he will. Those two are solid players. Behind them sophomore Danny Metcalf is the only player who got any experience last year and he needs more. A couple of walkon freshmen, Jeff Wooden and Alex Oakes, got a lot of practice in the spring and they need it. In time they can help us inside, but they need time."

THE OUTSIDE LINEBACKERS

"This is an area of great concern for us right now. Bobby Booker, who began learning the position last year, may not be back. He's working extremely hard on academics and I certainly hope he makes it. Roger Copeland showed some potential in the spring, but he was much too inconsistent. We moved John Royal and Greg Jordan over from offense in the spring and both got better, but they're just beginning to learn. It's a position which will get a lot of attention in the fall."

THE DEFENSIVE LINE

"We have all our front line people coming back, and this could be a strong part of our football team if they continue to get better and continue to be coachable. Maurice Jordan and Rod Callaway at tackles both got better in the spring, but we need them to be even tougher. Robert Morris at one end could be an impact player for the defense. At the other end Darrell Tarver needs to become more consistent. He's been much too up and down. Behind them are some youngsters, Keith Miles, Bert Gelis, and Charles Reddick who haven't played much and have a lot of growing up to do."

THE SECONDARY

"I think we have a chance to be decent in the secondary. By no means do I think we're there, but we had several guys in the spring who worked hard and got better. Mikeal Lovejoy at safety can be a good player for us. Our two corners, Deon Searcy and Calvin Orr, made solid progress. Deon was inconsistent, making great plays then getting burned, and he's got to work on that. Calvin became more consistent during the spring. Dwayne Hart and Sharonski Barnum (P.T.) are close to being what we need as backups. Edward Jackson moved to safety from offense in the spring, and in time I think he'll do an excellent job there. Good competition in the secondary has made it a much stronger area on our football team."

THE KICKING GAME

"We wouldn't have to be real good to be better, and I think we'll be much better as far as kickoffs, field goals and extra points are concerned. We had excellent competition between Jack McTyre and Davis Jacobs in the spring. Both kicked extremely well. Our punting situation is still very cloudy. We think we have some guys coming in this fall who will do the job. It's a wait and see situation, which I don't like, but that's the way it is."

THE RECRUITING CLASS

"We went under the same rules as Division I, and it obviously affected our recruiting. The positive aspect of our recruiting year is we have an excellent chance of keeping the people we signed for four years. In the long run, if they can continue to improve as players, it will give us depth and leadership."

1988 FOOTBALL OUTLOOK



Valdosta State coach Mike Cavan is taking a wait and see attitude toward the 1988 football Blazers, which will be his third edition since taking over the VSC program in the spring of 1986.

"We are going to be extremely thin in so many areas heading into the fall," Cavan said after calling a halt to spring drills in late April. "I feel pretty good about our front line people on offense and defense at most positions, but we haven't been able to build the kind of depth we need."

On offense the quarterback situation concerns Cavan. Sophomore Tye Cottle, who started the last five games last year (winning two as the Blazers finished 6-4), didn't make the kind of progress Cavan would have liked during the spring.

"Tye has the tools to become a good quarterback in our league (the Gulf South Conference), but he has a lot of work to do," Cavan said. "He knows he didn't take charge like we wanted him to this spring. He needs to work on his game this summer and come in ready to play and play well in the fall."

Behind Cottle is junior Darrell Funderburk who made progress in the spring and can be a solid backup. Cavan also plans to take a long, hard look at freshmen recruits Jay Jernigan, who led Suwannee County (Live Oak, FL) to the state championship last year, and Craig Cassedy of Evans.

The competition at fullback and tailback was better in the spring, and Cavan thinks for the first time since he came on board there may be some depth at those positions. Seniors Donnie Harrell at tailback and Eric Clark at fullback, now ranked 1-2 in career rushing at VSC, return, as does sophomore fullback Marcus Copeland. The most pleasant spring surprise was the emergence of redshirt freshman Ramon Allen at tailback.

All the leading receivers from last year return, led by all-conference flanker Randy Fisher who has broken all the VSC career receiving records in his first two seasons. Senior split ends Darrien Teals and Howard Akers are back as is junior tight end Keith Jones.

Depth up front is the biggest offensive problem Cavan and his staff must face. The three offensive starters lost to graduation were linemen. Sophomore Michael Brenton is the only full-time starter from a year ago returning. Brenton was moved to the strong guard spot in the spring, and senior Buddy Phillips, a part-time starter at guard last season, was shifted to strong tackle.

Sophomore Michael Parker, who played sparingly last year,

showed promise at weak tackle in the spring. Mike Sellars, who started at center and tackle last season, was moved to weak guard in the spring but gave up football at the end of the school year, leaving a critical void. Redshirt freshman Kelly Wells and Kevin Christian will be joined by incoming freshmen in the fight for that job. Sophomore Randy Williams, on the small side at 205 pounds, is the leading candidate for the job at center.

Depth in the offensive line must come from an impressive (on paper) list of recruits headed by Jason Brock (6-2, 250) of Colquitt County, Tim Puckett (6-1, 270) of Henry County and Lee Robinson (6-2, 270) of Jonesboro.

Defensively the Blazers return nine players who started at least some of the time last year, led by all-conference inside linebacker Jimmy Brookins, back for his senior campaign. Juniors Darrell Tarver and Robert Morris at the ends and Maurice Jordan and Rod Callaway at the tackles are also proven performers. Senior Scott Mowry, who sat out spring practice with a shoulder injury, will be back at the other inside linebacker spot.

Junior Calvin Orr and sophomore Deon Searcy return at the corners, and junior Mikeal Lovejoy was impressive at free safety in the spring, moving over from the corner. Dwayne Hart and Sharonski (P.T.) Barnum give the defense solid reserves at cornerback, and Edward Jackson, who moved to free safety from running back in the spring, showed great promise.

Sophomore Bobby Booker continued to improve at rover, but his status academically was uncertain. Sophomore Roger Copeland improved at the outside linebacker spot, but consistency was a problem. Depth at both these positions is shaky at best.

Defensive coordinator Rusty Russell spent the spring searching for depth across the board on defense but didn't find as much as he wanted.

The kicking game, a big disappointment last season, should be much improved with strong competition between sophomore Jack McTyre and transfer Davis Jacobs. Both kicked well in the spring. The punting situation remains a question mark and will be addressed in the fall.

Cavan isn't expecting any immediate help from the 1988 recruiting class, and if he gets any it will be a bonus. "We think we recruited some players who will help in time. But it usually takes some time," he said.

KEYS TO THE OFFENSE



Tye Cottle

QUARTERBACK
6-0 180
SOPHOMORE

14

Started final five games last season, completing 55 percent of his passes. Threw 9 TD passes but was intercepted 8 times. Was total offense leader with 816 yards. Obviously a big piece of the 1988 puzzle.

PASSING	ATT	COMP	INT	YDs	TDs
1987	98	54	8	767	9
Rushing	G	Att	Yds	TDs	
1987	9	48	49	4	



Randy Fisher

FLANKER
5-10 166
JUNIOR

2

Holds most of VSC's receiving records after two seasons. Very versatile player who also returns punts. Tremendous hands and outstanding speed. Enjoyed brilliant freshman season and turned in a solid performance again last year.

RECEIVING	G	NO	YDs	TDs
1986	11	46	753	10
1987	10	36	585	6
Total	21	82	1338	16


Darrien Teals

SPLIT END
5-7 155
SENIOR

1

Very reliable and durable receiver who has started 32 consecutive games for the Blazers. Good speed, great quickness and outstanding hands. Combines with Fisher to give VSC solid production from its wide receivers.

RECEIVING	G	NO	YDs	TDs
1985	11	33	448	2
1986	11	29	411	4
1987	10	17	317	2
Total	32	79	1176	8




Donnie Harrell

TAILBACK
5-6 177
SENIOR

36

Enjoyed his best season of a very productive career in '87, gaining 632 yards to become VSC's all-time leading rusher with over 1400 yards. Another fine example of the old saying about good things coming in small packages.

RUSHING	G	NO	YDs	TDs
1985	8	86	463	5
1986	10	68	316	1
1987	10	142	632	4
Total	28	296	1411	10




Eric Clark

FULLBACK
5-11 197
SENIOR

46

A very steady performer for three seasons who is now second all-time in career yards with almost 1200. Also a reliable receiver with 24 career catches. Early season injury cut his production in '87.

RUSHING	G	ATT	YDs	TDs
1985	11	44	199	0
1986	11	118	565	0
1987	8	76	424	2
Total	30	238	1188	2




Marcus Copeland

FULLBACK
5-8 196
SOPHOMORE

5

Gained valuable experience last year as a freshman, rushing for over 200 yards in 8 games. Gives Blazers a solid one-two punch at fullback.



Ramon Allen

TAILBACK
6-0 195
FRESHMAN

30

Redshirt freshman who was the most pleasant surprise of spring practice when he gained over 200 yards in two scrimmages. Good instincts.



Howard Akers

SPLIT END
6-1 195
SENIOR

84

Third leading receiver last season with 12 catches for 135 yards. Good speed and runs precise routes. Former professional baseball player. Another very reliable wide receiver.

RECEIVING	G	NO	YDs	TDs
1987	10	12	135	1



Keith Jones

TIGHT END
6-0 231
JUNIOR

85

Veteran tight end who has started much of the time the last two seasons. Has caught 9 passes in career and does a solid job as a blocker. Could play a larger role in the Blazers' passing game in '88.

RECEIVING	G	NO	YDs	TDs
1986	11	2	21	0
1987	10	7	130	2
Total	21	9	151	2

THE OFFENSIVE LINE



Michael Parker



Kelly Wells



Randy Williams



Michael Brenton



Buddy Phillips

KEYS TO THE DEFENSE

Jimmy Brookins


INSIDE LINEBACKER

6-3 204

SENIOR

10

Blazers' leading tackler in '87 with 105, eight for losses. Also had two interceptions and three sacks. A team captain who was named most valuable player. A "big play" player. Tremendous leadership ability. Has earned the title "Secretary of Defense".



Scott Mowry

INSIDE LINEBACKER

6-1 216

SENIOR

40

Came into his own last season with 85 tackles, bringing his career total to 132. Also had three pass sacks and an interception. Plays the strong inside spot and teams with Brookins to form a dangerous tandem. A team captain in '87.

Robert Morris


END

6-5 246

JUNIOR

80

Had 41 tackles last year playing tackle but was moved back to end in the spring. Played end as a freshman and recorded five sacks that year. Very strong and quick and uses his height to great advantage. Should help improve the Blazers' pass rush, which was a weakness in '87.




Darrell Tarver

END
6-1 228
JUNIOR

44

Has 67 tackles in career, including 37 last season. Ranked third on squad with 5 tackles for losses in '87. Consistency has been a problem, but coaches believe his experience will keep his performance at a high level. He is the only VSC player from Alabama.



Maurice Jordan

TACKLE
6-2 252
JUNIOR

78


Started most of the time last season and recorded 28 tackles, 6 for losses which was second on the team. Led the team in pass sacks with 5. Has improved each year and gives the Blazers solid play in the middle defensively.

Rod Callaway

TACKLE
6-3 237
SOPHOMORE

79

Played as a redshirt freshman last season and improved as the year went along. Excellent quickness and has shown promise as a good pass rusher. Had 16 tackles and 3 sacks last year. Combines with Jordan to give the Blazers a good front line on defense.





Calvin Orr

CORNERBACK
5-7 164
JUNIOR

25

Started for the first time last season and ended the year with 44 tackles. Led the team in interceptions with 4 and in pass breakups with 11. Has 7 career interceptions. Coaches think he became a much more consistent player during the spring.



Mikeal Lovejoy

FREE SAFETY
5-9 175
JUNIOR

20


Played cornerback much of last season and was third on team in tackles with 76. Moved to safety in the spring and played extremely well. A hard hitter with excellent instincts for the ball. Expected to be a leader in the secondary this season.

Deon Searcy


CORNERBACK
5-11 174
SOPHOMORE

9


Had a very productive freshman campaign with 52 tackles, seven pass breakups and an interception. Excellent speed and quickness. Coaches want him to be more consistent, and he made gains in that area in the spring. Could be a very good player if he continues to work hard.



ALSO IN THE PICTURE




JACK McTYRE
Sophomore Kicker
6-1 183



TED PALMER
Frosh Center
5-10 206



STACY MARTIN
Frosh Guard
6-0 245



CARLOS MARSHALL
Frosh Flanker
5-7 183



LANCE LASKEY
Junior Tight End
6-4 224




DARRELL FUNDERBURK
Junior Quarterback
6-0 188



ADRIAN CLARK
Sophomore Tackle
6-0 252



MARTY HOWELL
Junior Center
6-1 265



KEVIN CHRISTIAN
Frosh Guard
5-10 255




JOHN ROYAL
Sophomore Rover
5-10 194



SHARONSKI BARNUM
Frosh CB
5-11 164



ROGER COPELAND
Sophomore OLB
6-0 181



BOBBY BOOKER
Sophomore Rover
6-0 188



BERT GELIS
Senior Tackle
6-2 220



DWAYNE HART
Sophomore CB
5-7 160




JEFF WOODEN
Frosh ILB
5-10 213




CHARLES REDDICK
Sophomore Tackle
5-8 259



GREG JORDAN
Sophomore OLB
6-1 192



EDWARD JACKSON
Sophomore Safety
5-7 184



KEITH MILES
Sophomore End
6-4 239

VALDOSTA STATE DEPTH CHART

(End of Spring Practice)

OFFENSE

SPLIT END

84 Howard Akers, Sr.
1 Darrien Teals, Sr.

LEFT TACKLE

72 Mike Parker, So.

LEFT GUARD

76 Kelly Wells, Fr.,
63 Kevin Christian, Fr.

CENTER

50 Randy Williams, So.
53 Ted Palmer, Fr.

RIGHT GUARD

66 Michael Brenton, So.
52 Stacy Martin, Fr.

RIGHT TACKLE

67 Buddy Phillips, Sr.

TIGHT END

85 Keith Jones, Jr.
87 Lance Laskey, Jr.

FLANKER

2 Randy Fisher, Jr.
83 Sammy King, So.

QUARTERBACK

14 Tye Cottle, So.
4 Darrell Funderburk, Jr.

FULLBACK

46 Eric Clark, Sr.
5 Marcus Copeland, So.

TAILBACK

36 Donnie Harrell, Sr.
30 Ramon Allen, Fr.

LETTERMEN RETURNING (13) — WR Howard Akers, OG Michael Brenton, FB Eric Clark, FB Marcus Copeland, QB Tye Cottle, WR Randy Fisher, QB Darrell Funderburk, TB Donnie Harrell, TE Keith Jones, OT Mike Parker, OT Buddy Phillips, WR Darrien Teals, C Randy Williams.

DEFENSE

LEFT END

80 Robert Morris, Jr.
74 Keith Miles, So.

LEFT TACKLE

78 Maurice Jordan, Jr.
62 Charles Reddick, So.

RIGHT TACKLE

79 Rod Callaway, So.
60 Bert Gelis, Sr.

RIGHT END

44 Darrell Tarver, Jr.

ROVER

70 Bobby Booker, So.
35 John Royal, So.

INSIDE LINEBACKER

10 Jimmy Brookins, Sr.
55 Alex Oakes, Fr.

INSIDE LINEBACKER

40 Scott Mowry, Sr.
54 Jeff Wooden, Fr.

OUTSIDE LINEBACKER

13 Roger Copeland, So.
12 Greg Jordan, So.

CORNERBACK

22 Deon Searcy, So.
18 Dwayne Hart, So.

FREE SAFETY

20 Mikeal Lovejoy, Jr.
31 Edward Jackson, So.

CORNERBACK

25 Calvin Orr, Jr.
21 Sharonski Barnum, Fr.

LETTERMEN RETURNING (14) — ROV Bobby Booker, ILB Jimmy Brookins, DT Rod Callaway, OLB Roger Copeland, CB Dwayne Hart, DT Maurice Jordan, S Mikeal Lovejoy, DE Keith Miles, DE Robert Morris, ILB Scott Mowry, CB Calvin Orr, DT Charles Reddick, CB Deon Searcy, DE Darrell Tarver.

VALDOSTA STATE FOOTBALL LETTERMEN

A

Ashley Abrams, DB 1982
 Howard Akers, WR 1987
 Jody Allen, DE 1982
 Steve Allen, OT 1982
 Tony Allen, RB 1985
 Greg Alley, OG 1982-83
 Carl Armstrong, WR 1982
 Cary Arneson, DB 1982

B

Bryan Banks, OT 1984-87
 Rodrigus Bartell, WR 1986
 Brad Bauer, K 1982-84
 Pernell Bee, RB 1983
 Stacey Blake, OT 1982-83
 Andy Blanchard, LB 1984-86
 Jerimiah Blount, RB 1987
 Oliver Blount, DT 1985-86
 Elson Bolar, DT 1983-84
 Keith Bonnell, OT 1983-85
 Bobby Booker, LB 1987
 Robert Boyette, NG 1982
 Michael Brenton, OG 1987
 Terrence Brisbon, RB 1984
 Jimmy Brookins, LB 1985-87
 Charles Brooks, DT 1985

C

Rod Callaway, DT 1987
 Bret Calzaretta, LB 1982
 Cedric Campbell, RB 1984
 Vince Capece, LB 1983-85
 Harvey Carter, NG 1982
 Mark Catano, OT 1982-83
 Henry Chubb, RB 1982-83
 Eric Clark, RB 1985-87
 Cary Cody, WR 1982, 84-86
 Jay Coley, WR 1982
 Marcus Copeland, FB 1987
 Roger Copeland, LB 1987
 Tye Cottle, QB 1987
 Vic Crawford, DB 1984
 Elkannah Crockett, DB 1982

D

Mark Dace, QB 1984-87
 J.D. Daniels, WR 1982
 Rick Davis, QB 1982
 Artie Dovers, OG 1982
 Chuck Dunmon, OT 1982-85

E

John Eaton, OG 1982

F

Leon Farmer, LB 1985
 Ken Fasnacht, WR 1983
 Eric Faulkner, DE 1984-87
 Randy Fisher, WR 1986-87
 Reggie Ford, WR 1982
 Cliff Fouty, LB 1982-83
 Jimmy Francis, DB 1982-85
 Rodney Fulk, K 1987
 Darrell Funderburk, QB 1985-87

G

Cedric Gantt, DT 1986
 Bert Gelis, DT 1985-86
 James Gibson, DT 1983-86
 David Gilyard, LB 1982
 John Gray, WR 1984
 Steve Griffin, QB 1982-83
 Ryan Grubbs, LB 1984

H

Wayne Hamm, TE 1982-84
 Jeff Hanton, DB 1982-83, 85-86
 Donnie Harrell, RB 1985-87
 Derrick Harris, DB 1983-84
 Dwayne Hart, DB 1987
 Mike Henry, C 1983-84
 Chester Hightower, LB 1986
 Dexter Holiday, WR 1986
 Jimmy Holton, OG 1987
 Greg Hoven, WR 1984-85
 Doug Hunter, QB 1983-85

J

Edward Jackson, FS 1987
 Jerome Jackson, RB 1982-83, 86
 Stonewall Jackson, RB 1985
 Eric Jarvis, C 1982-83
 Willie Jefferson, LB 1983
 Kenny Jennings, DB 1983-84
 Bo Johnson, OT 1982
 Keith Jones, TE 1986-87
 Greg Jordan, LB 1987
 Maurice Jordan, DT 1986-87

L

Mark Lawson, LB 1982-84
 Ray Lloyd, C 1983-86
 Scottie Long, LB 1986
 Stan Long, OG 1983
 Mikeal Lovejoy, DB 1986-87

M

George Mackey, DE 1982
 Kevin Maddox, P 1987
 Terry Mallory, QB 1983-86
 Brad Martin, WR 1983
 Derryl Mason, WR 1983-84
 Timmy Massey, DB 1982-85
 William Massey, RB 1985
 Alvoid Mays, DB 1984
 Mike McBride, RB 1982
 Clint McCrory, NG 1982
 Alex McKinnie, RB 1982-83
 James McRae, TE 1986-87
 Danny Metcalf, LB 1987
 Keith Miles, DE 1987
 Charles Mitchell, LB 1984-86
 Rob Mitchell, WR 1983
 Clifton Montgomery, RB 1984
 Donald Monts, OG 1982
 Keith Moore, K 1983-86
 Robert Morris, DE 1986-87
 Jackson, Moseley, DB 1982
 Scott Mowry, LB 1985-87
 Tony Murphy, LB 1987

N

Clay NeSmith, DT 1986
 Anthony Newsome, DE 1983
 David Niemeyer, DT 1982
 John Norris, OT 1984-87

O

Calvin Orr, DB 1986-87
 James Owens, QB 1982

P

Lenny Parker, LB 1983-84
 Michael Parker, OT 1987
 Buddy Phillips, OT 1987
 Larry Pividal, TE 1982
 Alan Pohalski, NG 1982
 Sammie Price, DT 1985
 Don Pumphrey, OT 1984-85

R

Jerry Randall, DT 1984-85
 Buddy Ratledge, OT 1983-85
 Ben Reaves, TE 1983-86
 Charles Reddick, DT 1987
 Keith Reddings, DE 1983-86
 Quinton Reed, DB 1983-84
 Robert Renfro, DT 1983-84
 Luis Reveiz, K 1983
 Rusty Rivers, OG 1984
 Lee Rourk, LB 1983
 John Royal, LB 1987

S

Homer Sanders 1983
 Drew Sauls, WR 1984-85
 Mike Scantling, TE 1983
 Richard Schilie, TE 1983
 Clifford Scott, RB 1987
 Deon Searcy, DB 1987
 Mike Sellars, C 1986-87
 Brock Sellers, C 1982
 Andy Sharpless 1982-84
 Kelvin Sheppard, WR 1982-83
 Pete Shutters, NG 1982-83
 Dean Siegel, DE 1984-85
 Albert Smith, RB 1984-87
 Anthony Smith, LB 1983
 Dallis Smith, DB 1983-86
 Dennis Smith, DB 1983-86
 Jerome Smith, DE 1983
 Tracy Soles, RB 1982-83
 Dan Strickland, DT 1983-86
 James Strickland, C 1982
 Mel Stripling, OT 1982
 Ricky Sutton, NG 1982
 R.D. Swain, OG 1983-86

T

Darrell Tarver, DE 1986-87
 Larry Tatum, C 1984
 Darrien Teals, WR 1985-87
 Freddie Thomas, LB 1984-85
 Curtis Thompson, LB 1983
 Hugh Thompson, QB 1982
 Jessie Tuggle, LB 1983-86
 John Turley, DE 1984

V

Max Vickers, RB 1983-86

W

Jay Walls, DT 1983-85
 Geoff Walters, QB 1984-85
 Emmett Watkins, DB 1984-87
 Zim Watters, DT 1986
 Arthur Webb, WR 1984
 Derwin Whatley, DB 1986
 Bill Wilhelm, C 1983-86
 David Williams, TE 1982
 Fitzgerald Williams, DB 1985-86
 Mike Williams, RB 1984
 Michael Williams, RB 1985-86
 Rod Williams, OT 1982
 Wilbur Williams, RB 1984-85
 Hershel Wooten, DT 1985-86



MELONIE DAVIS
Byron, GA



MARIA BROOKS
Tifton, GA



ANDREA CARTER
Macon, GA



MELISSA CULP
Decatur, GA



KAYE GREENE
Blackshear, GA



TASHA DEMPSEY
Lilburn, GA



SHERRI DANIEL
Ochlocknee, GA



SHANNELL JACKSON
Jacksonville, FL

BLAZER GIRLS

Valdosta State head coach Mike Cavan is surrounded by the Blazer Girls, a group of beautiful VSC coeds who serve as the official recruiting hostesses for the Blazers. The girls are further identified in their headshots surrounding this photo.



TAMMY KAY STRAWDER
Cobb, GA



PAM WILLIAMS
Valdosta, GA



NICHELE LIVINGSTON
St. Marys, GA



KAYE McCORKLE
Thomasville, GA



PAMELA PUGH
Thomasville, GA



ANGIE PEARCE
Ambrose, GA



KATHY PATELIDAS
St. Simons, GA



MONICA YANCEY
Albany, GA



CONNIE TUCKER
Belle Glade, FL

1988 VALDOSTA STATE

NO	NAME	POS	HT	WT	EXP	CLASS	HOMETOWN / HIGH SCHOOL
84	Howard Akers	SE	6-1	195	IL	SR	Panama City, FL/Rutherford
34	Curtis Allen	SE	6-2	188		SO	Lutz, FL/Gaither
30	Ramon Allen	TB	6-0	195		FR	LaGrange, GA/LaGrange
23	Eddie Ashley	TB	5-7	167		FR	Macon, GA/Bitburg
49	Keith Backstrom	ILB	5-9	195		FR	Douglasville, GA/Douglas, County
21	Sharonski Barnum	CB	5-11	164		FR	Marietta, GA
70	Bobby Booker	ROV	6-0	188	IL	SO	Lincolnton, GA/Lincoln County
66	Michael Brenton	OL	5-8	269	IL	SO	Bainbridge, GA/Bainbridge
71	Jason Brock	OL	6-2	250		FR	Moultrie, GA/Colquitt County
10	Jimmy Brookins	ILB	6-3	204	3L	SR	Monticello, FL/Jefferson County
79	Rod Callaway	DR	6-2	237	IL	SO	Athens, GA/Cedar Shoals
15	Craig Cassedy	QB	5-11	170		FR	Evans, GA/Evans
63	Kevin Christian	OL	5-10	255		FR	Darien, GA/Glynn Academy
75	Adrian Clark	OL	6-0	252	IL	SO	Lithonia, GA/Shiloh
46	Eric Clark	FB	5-11	197	3L	SR	Brunswick, GA/Glynn Academy
64	Terry Collins	OL	6-1	240		FR	Tampa, FL/Tampa Catholic
5	Marcus Copeland	FB	5-8	196	IL	SO	Manchester, GA/Manchester
13	Roger Copeland	OLB	6-0	181	IL	SO	Athens, GA/Clarke Central
14	Tye Cottle	QB	6-0	175	IL	SO	Tifton, GA/Tift County
73	Kelvin Davis	OL	6-2	260		FR	Albany, GA/Dougherty
41	Reginald Davis	OLB	5-10	180		FR	Roberta, GA/Crawford County
48	Fran Delaney	ILB	5-10	215		FR	Tavernier, FL/Coral Shores
2	Randy Fisher	FL	5-10	166	IL	JR	Brunswick, GA/Glynn Academy
4	Darrell Funderburk	QB	6-0	188	IL	JR	Moultrie, GA/Colquitt County
60	Bert Gelis	DT	6-2	220	2L	SR	Palatka, FL/Palatka
36	Donnie Harrell	TB	5-6	177	3L	SR	Middleburg, FL/Middleburg
18	Dwayne Hart	CB	5-7	160	IL	SO	Valdosta, GA/Valdosta
51	Marty Howell	OL	6-1	265		JR	Valdosta, GA/Valdosta
47	Stan Huey	FS	5-10	180		FR	Camilla, GA/Westwood
31	Edward Jackson	FS	5-7	184	IL	SO	Americus, GA/Americus
6	Davis Jacobs	K	6-0	175		SR	Waycross, GA/Waycross
11	Jay Jernigan	QB	6-0	185		FR	Live Oak, FL/Suwannee
	Bryan Jones	K	5-5	172		FR	Macon, GA/Crawford County
85	Keith Jones	TE	6-0	231	2L	JR	Pelham, GA/Pelham
32	Greg Jordan	OLB	6-1	192	IL	SO	Blountstown, FL/Blountstown
78	Maurice Jordan	DT	6-2	252	2L	JR	High Springs, FL/Columbia
82	David Kendall	TE	6-1	200		FR	Thomaston, GA/R.E. Lee
83	Sammy King	FL	6-3	191		FR	Colquitt, GA/Bainbridge
87	Lance Laskey	TE	6-4	224		JR	Valdosta, GA/Natchitoches, LA
20	Mikeal Lovejoy	FS	5-9	175	2L	JR	Meigs, GA/Central
22	Eric Luke	CB	5-11	185		FR	Washington, GA/Washington-Wilkes
90	Kevin Maddox	P	5-9	169	IL	SO	Athens, GA/Athens Christian
93	Richie Marsh	ROV	5-9	169		FR	Bartow, FL/Bartow
24	Carlos Marshall	SE	5-7	183		FR	Leary, GA/Calhoun County
52	Stacy Martin	OL	6-0	245		FR	Vidalia, GA/Robert Toombs
95	Mike McCullough	WR	6-2	190		FR	Tampa, FL/Tampa Catholic
94	Elijah McKenzie	ROV	6-6	178		FR	Parrott, GA

1988 SIGNEES

NAME	POS	HT	WT	HIGH SCHOOL	HOMETOWN
Jason Brock	OL	5-11	250	Robert E. Lee	Moultrie, GA
Craig Cassedy	QB	5-11	170	Evans	Evans, GA
Terry Collins	OL	6-1	240	Tampa Catholic	Tampa, FL
Kelvin Davis	OL	6-2	260	Dougherty	Albany, GA
Reginald Davis	RB-LB	6-2	215	Colquitt County	Moultrie, GA
Marty Howell	OL	6-0	260	Valdosta	Valdosta, GA
Jay Jernigan	QB	6-0	185	Suwannee	Live Oak, FL
David Kendall	TE	6-1	200	R.E. Lee	Thomaston, GA
Mike McCullough	WR-P	6-0	240	Tampa Catholic	Tampa, FL
Willie Osborn	WR	5-10	160	Statesboro	Statesboro, GA
Will O'Steen	LB	6-2	200	Gatewood	Eatonton, GA
Tim Puckett	OL	6-1	270	Henry County	Stockbridge, GA
Lee Robinson	OL	6-2	270	Jonesboro	Jonesboro, GA
Ben Smith	QB-S	5-11	175	Berrien County	Nashville, GA
Scott Thompson	TE	6-3	215	Ft. Lauderdale	Ft. Lauderdale, FL
David White	S	6-0	190	Pelham	Pelham, GA

ALPHABETICAL ROSTER

NO	NAME	POS	HT	WT	EXP	CLASS	HOMETOWN/HIGH SCHOOL
3	Jack McTyre	K	6-1	183		SO	Stone Mountain, GA/Clarkston
45	Danny Metcalf	ILB	6-0	199	IL	SO	Panacea, FL/Wakulla County
74	Keith Miles	DE	6-4	239	IL	SO	Douglas, GA/Coffee
92	Kendrick Montgomery	TE	6-1	212		FR	Soperton, GA/Milwaukee Tech, WI
68	J.B. Moore	OL	6-0	240		FR	Tampa, FL/Tampa Catholic
80	Robert Morris	DE	6-5	246	2L	JR	Brunswick, GA/Glynn Academy
40	Scott Mowry	ILB	6-1	216	3L	SR	Marietta, GA/Walton
99	Dale Murray	DE	6-2	214		SO	Atlantic Beach, FL/Allen D. Nease
56	Will O'Steen	ILB	6-2	200		FR	Eatonton, GA/Gateway
55	Alex Oakes	ILB	5-10	200		FR	Lawrenceville, GA/Central Gwinnett
25	Calvin Orr	CB	5-7	164	2L	JR	Valdosta, GA/Lowndes
33	Willie Osborn	WR	5-10	160		FR	Statesboro, GA/Statesboro
53	Ted Palmer	OL	5-10	206		FR	Crescent, GA/John F. Kennedy
72	Michael Parker	OL	6-3	250	IL	SO	Pelham, GA/Pelham
38	Sharell Perry	FB	5-10	204		SO	Brunswick, GA/Brunswick
67	Buddy Phillips	OL	6-1	272	IL	SR	Lake Wales, FL/Lake Wales
42	Craig Pizaris	CB	5-8	157		FR	Ft. Myers, FL/Ft. Myers
77	Tim Puckett	OL	6-1	270		FR	Stockbridge, GA/Henry County
62	Charles Reddick	DT	5-8	259	IL	SO	Boston, GA/Central-Thomasville
65	Lee Robinson	OL	6-2	270		FR	Jonesboro, GA/Jonesboro
69	Gray Roland	DT	6-4	231		FR	Colquitt, GA/Miller County
35	John Royal	ROV	5-10	194	IL	SO	Douglas, GA/Coffee
28	Clifford Scott	TB	5-10	180	IL	SO	Sneads, FL/Sneads
9	Deon Searcy	CB	5-11	174	IL	SO	Manchester, GA/Manchester
8	Ben Smith	DB	5-11	175		FR	Nashville, GA/Berrien County
43	Steve Stoklosa	OLB	6-0	184		FR	Ocala, FL/Dunnellon
12	Bernard Swinson	QB	5-11	183		JR	Brunswick, GA/Brunswick
44	Darrell Tarver	DE	6-1	228	2L	JR	Seale, AL/Pacelli
7	Chris Teal	QB	5-11	172		FR	Thomaston, GA/Robert E. Lee
1	Darrien Teals	SE	5-7	155	3L	SR	Tifton, GA/Tift County
58	C.J. Thompson	DE	5-11	217		FR	Eustis, FL/Eustis
81	Scott Thompson	TE	6-3	215		FR	Ft. Lauderdale, FL/Ft. Lauderdale
76	Kelly Wells	OL	6-2	268		FR	Lincolnton, GA/Lincoln County
26	David White	DB	6-0	190		FR	Pelham, GA/Pelham
50	Randy Williams	OL	5-10	206	IL	SO	Athens, GA/Clarke Central
54	Jeff Wooden	ILB	5-10	213		FR	Buena Vista, GA/Tri-County

NUMERICAL ROSTER

NO	NAME	POS	NO	NAME	POS	NO	NAME	POS
1	Darrien Teals	SE	33	Willie Osborn	WR	65	Lee Robinson	OL
2	Randy Fisher	FL	34	Curtis Allen	SE	66	Michael Brenton	OL
3	Jack McTyre	K	35	John Royal	ROV	67	Buddy Phillips	OL
4	Darrell Funderburk	QB	36	Donnie Harrell	TB	68	J.B. Moore	OL
5	Marcus Copeland	FB	38	Sharell Perry	FB	69	Gray Roland	DT
6	Davis Jacobs	K	40	Scott	ILB	70	Bobby Booker	ROB
7	Chris Teal	QB	41	Reginald Davis	OLB	71	Jason Barock	OL
8	Ben Smith	DB	42	Craig Pizaris	CB	72	Michael Parker	OL
9	Deon Searcy	CB	43	Steve Stoklosa	OLB	73	Kelvin Davis	OL
10	Jimmy Brookins	ILB	44	Darrell Tarver	DE	74	Keith Miles	DE
11	Jay Jernigan	QB	45	Danny Metcalf	ILB	75	Adrian Clark	OL
12	Bernard Swinson	QB	46	Eric Clark	FB	76	Kelly Wells	OL
13	Roger Copeland	OLB	47	Stan Huey	FS	77	Tim Puckett	OL
14	Tye Cottle	QB	48	Fran Delaney	ILB	78	Maurice Jordan	DT
15	Craig Cassidy	QB	49	Keith Backstrom	ILB	79	Rod Callaway	DT
18	Dwayne Hart	CB	50	Randy Williams	OL	80	Robert Morris	DE
20	Mikeal Lovejoy	FS	51	Marty Howell	OL	81	Scott Thompson	TE
21	Sharonsk Barnum	CB	52	Stacy Martin	OL	82	David Kendall	TE
22	Eric Luke	CB	53	Ted Palmer	OL	83	Sammy King	FL
23	Eddie Ashley	TB	54	Jeff Wooden	ILB	84	Howard Akers	SE
24	Carlos Marshall	SE	55	Alex Oakes	ILB	85	Keith Jones	TE
25	Calvin Orr	CE	56	Will O'Steen	ILB	87	Lance Laskey	TE
26	David White	DB	58	C.J. Thompson	ILB	90	Kevin Maddox	P
28	Clifford Scott	TB	60	Bert Gelis	DT	92	Kendrick Montgomery	TE
30	Ramon Allen	TB	62	Charles Reddick	DT	93	Richie Marsh	ROV
31	Edward Jackson	FS	63	Kevin Christian	OL	94	Elijah McKenzie	ROV
32	Greg Jordan	OLB	64	Terry Collins	OL	95	Dale Murray	DE



Players Relax In Dorm Room With A Game Of Cards




Library Becomes A Popular Spot

BLAZER FOOTBALL
It's More Than Just A Game




Practice, Practice, Practice...The Difference Between Success And Failure



Weight Room Is Big Part Of Total Program



The Fun Part Is The Game: Senior Tailback Donnie Harrell, Junior Flanker Randy Fisher Do Their Thing In Blazer Victories In 1987



The Ultimate Goal...Graduation: All-Conference Player Dallis Smith Gets VSC Diploma From President Bailey



VSC OPPONENTS



FORT VALLEY STATE

SEPT. 10, 7:00 P.M. (EDT)

Glynn County Stadium, Brunswick, GA

Location: Fort Valley, GA. **Enrollment:** 2000. **Conference:** Southern Intercollegiate Athletic. **Nickname:** Wildcats. **Colors:** Blue & Gold. **Stadium:** Wildcat (6000). **Athletic Director:** Doug Porter. **Head Coach:** Doug Porter (Xavier, 1952). **Record:** 60-20-2 (8 years). **Assistants:** Gerald Walker, John Rhodes, U.S. Marshall, Florazel Lamar, Lester Parrish, Tommy Joe Crutchfield. **Lettermen Returning:** 32. **Starters Returning:** 7 **Offense,** 6 **Defense:** **Offense:** Pro Set. **Defense:** 4-3. **Series Record:** VSC leads, 2-1. **Sports Information Director:** Deric Gilliard. **SID's Phone:** 825-6319 (office). **Top Players:** WR Rodney Parker, RB Darrin Lowe, C Metz Rogers, LB Jackie Cannon, DB Kevin Williams, LB Scotty Long.

1988 Schedule

S 10	VALDOSTA STATE
S 17	Morehouse
S 24	Morris Brown
O 1	at Clark
O 8	Albany State
O 15	at Alabama A&M
O 22	at Central State
O 29	Tuskegee
N 5	at Savannah State
N 12	Kentucky State

1987 Results (4-6)

14	VALDOSTA STATE....	21
23	Morehouse	13
21	Morris Brown	16
37	Clark	6
6	Alabama A&M	28
8	Central State	28
14	Tuskegee Institute	17
7	Savannah State	26
28	Kentucky State	7
14	Albany State	17



UT-MARTIN

SEPT. 17, 2:00 P.M. (CDT)

Pacer Stadium, Martin, Tenn.

Location: Martin, Tenn. **Enrollment:** 5100. **Conference:** Gulf South. **Nickname:** Pacers. **Colors:** Orange & Blue. **Stadium:** Pacer (7000). **Athletic Director:** Ray Mears. **Head Coach:** Don McLeary (Tennessee, 1970). **Record:** 8-14 (2 years). **Assistants:** Larry Shanks, Todd Berry, Jerry Reese, Bruce Scott. **Lettermen Returning:** 33. **Starters Returning:** 5 **Offense,** 6 **Defense.** **Offense:** Run and Shoot. **Defense:** 4-3. **Series Record:** VSC leads, 4-0. **Sports Information Director:** Lee Wilmot. **SID's Phone** (901) 587-7630 (office), 587-9811 (home). **Top Players:** HB William Mackall, QB Leon Reed, RB John Burch, DT Emanuel McNeil, DE Jerome Rinehart, K Ki Tok Chu.

1988 Schedule

S 3	at Murray State
S 10	Henderson State
S 17	VALDOSTA STATE
S 24	...	at Mississippi College
O 1	Delta State
O 8	at North Alabama
O 15	at Samford
O 22	Jacksonville State
O 29	at Troy State
N 5	Livingston
N 12	at West Georgia

1987 Results (5-6)

6	Murray State	34
30	Austin Peay State	10
25	Southeast Missouri State ..	13
10	VALDOSTA STATE....	24
24	Mississippi College	34
14	Delta State	17
0	North Alabama	3
28	Jacksonville State	17
21	Troy State	31
27	Livingston	26
17	West Georgia	12



JACKSONVILLE STATE

SEPT. 24, 1:00 P.M. (EDT)

Cleveland Field, Valdosta, GA

Location: Jacksonville, AL. **Enrollment:** 7000. **Conference:** Gulf South. **Nickname:** Gamecocks. **Colors:** Red & White. **Stadium:** Paul Snow Memorial (14,500). **Athletic Director:** Jerry Cole. **Head Coach:** Bill Burgess (Auburn, 1963). **Record:** 13-14-3 (3 years.) **Assistants:** Charles Maniscalco, Roland Houston, Eddie Garfinkle, Jeff Bullen, Mark Fleetwood. **Lettermen Returning:** 44. **Starters Returning:** 5 **Offense,** 9 **Defense.** **Offense:** Wishbone. **Defense:** Split 4, **Series Record:** JSU leads, 4-2, **Sports Information Director:** Mike Galloway. **SID's Phone:** (205) 231-5377 (office), 435-1143 (home). **Top Players:** QB David Gullede, FB Terry Thomas, OG Joe Billingsley, DT Judge Stringer, LB Rod Williams, FS Ronnie Crutcher.

1988 Schedule

S 3	Samford
S 10	Alabama A&M
S 17	West Georgia
S 24	..	at VALDOSTA STATE
O 1	Mississippi College
O 8	at Delta State
O 15	North Alabama
O 22	at UT-Martin
N 5	Troy State
N 12	at Livingston

1987 Results (5-4-1)

27	Newberry	3
26	Alabama A&M	13
17	West Georgia	6
10	VALDOSTA STATE....	27
13	Mississippi College	15
36	Delta State	34
10	North Alabama	10
17	UT-Martin	28
9	Troy State	14
25	Livingston	19



VSC OPPONENTS



Location: Troy, AL. **Enrollment:** 4000. **Conference:** Gulf South. **Nickname:** Trojans. **Colors:** Red, Gray & Black. **Stadium:** Memorial (12,000). **Athletic Director:** Robert E. Stewart. **Head Coach:** Robert Maddox (Troy State, 1977). **Record:** First year. **Assistants:** Mike O'Toole, Chris Yeager, Willie Slater, Johnny Williams, Shannon White, Mike Turk. **Lettermen Returning:** 39. **Starters Returning:** 3 Offense, 9 Defense. **Offense:** Wishbone. **Defense:** 5-2. **Series Record:** TSU leads, 5-1. **Sports Information Director:** Tom Ensey. **SID's Phone:** (205) 566-3000 (office), 566-2038 (home). **Top Players:** FB Tony Jackson, WR Titus Dixon, OT Mark Storey, ILB Gerrick Pimienta, MON Mitch Parnell, DL Jerald Travis.



Location: Livingston, AL. **Enrollment:** 1600. **Conference:** Gulf South. **Nickname:** Tigers. **Colors:** Red & White. **Stadium:** Tiger (8500). **Athletic Director:** Dr. Jim Pate. **Head Coach:** Sam McCorkle (Livingston, 1973). **Record:** 14-18-1 (3 years). **Assistants:** Ken Jones, Bill Patterson, John Windham, Tim Moore, Leon Carlyle, Tony Oglesby, Scott King. **Lettermen Returning:** 39. **Starters Returning:** 5 Offense, 9 Defense. **Offense:** Vandy Passing Game. **Defense:** 4-4. **Series Record:** VSC leads, 5-1. **Sports Information Director:** Dee Outlaw. **SID's Phone:** (205) 652-9661 (office), 652-2221 (home). **Top Players:** QB Kenneth Jones, TE Pat Drummond, OG Deron Huerkamp, OLB Steve Hyche, CB Kenneth Watson, ILB Mike Young.



Location: Carrollton, GA. **Enrollment:** 6300. **Conference:** Gulf South. **Nickname:** Braves. **Colors:** Red & Blue. **Stadium:** Grisham (6500). **Athletic Director:** David Dugan. **Head Coach:** Frank Vohun (Florida State, 1970). **Record:** 11-21 (3 years). **Assistants:** Don Jacobs, Bubba May, Mike Pack, Ron Wright. **Lettermen Returning:** 35. **Starters Returning:** Offense 8, Defense 10. **Offense:** Pro I. **Defense:** 40. **Series Record:** VSC leads, 5-0. **Sports Information Director:** Warren Miller. **SID's Phone:** (404) 836-6539 (office); 832-1152 (home). **Top Players:** RB Brooks Benton, QB Huel Medders, WR Nick Neal, LB Neal Gooch, LB Trent Hattaway, CB Darin Habersham.

TROY STATE

OCT. 1, 7:00 P.M. (CDT)

Memorial Stadium, Troy, AL

1988 Schedule

S 3	.. Southeast Missouri State
S 10 Livingston
S 17 at Central Florida
S 24 at West Georgia
O 8	... at Mississippi College
O 15 Delta State
O 22 at North Alabama
O 29 UT-Martin
N 5	... at Jacksonville State

1987 Results (12-1-1)

17	Southeast Missouri State ...	18
17	Nicholls State	17
45	West Texas State	0
24	Livingston	17
44	VALDOSTA STATE	7
48	Mississippi College	21
38	Delta State	6
38	North Alabama	3
31	UT-Martin	21
14	Jacksonville State	9
45	Winston-Salem State ...	14
31	Central Florida	10
31	Portland State	17

LIVINGSTON

OCT. 8, 1:00 P.M. (EDT)

Cleveland Field, Valdosta, GA

1988 Schedule

S 3 East Texas State
S 10 at Troy State
S 17 at Elon
S 24 at Samford
O 1 West Georgia
O 8	... at VALDOSTA STATE
O 15 Mississippi College
O 22 at Delta State
O 29 North Alabama
N 5 at UT-Martin
N 12 Jacksonville State

1987 Results (5-5-1)

8	East Texas State	0
9	VALDOSTA STATE	19
17	Troy State	24
34	Miles	0
17	West Georgia	14
14	Western Kentucky	21
8	Mississippi College	7
7	Delta State	7
12	North Alabama	10
26	UT-Martin	27
19	Jacksonville State	25

WEST GEORGIA

OCT. 15, 2:00 P.M. (EDT)

Grisham Stadium, Carrollton, GA

1988 Schedule

S 10 at Central Florida
S 17	... at Jacksonville State
S 24 Troy State
O 1 at Livingston
O 8 Samford
O 15 VALDOSTA STATE
O 22	... at Mississippi College
O 29 Delta State
N 5 at North Alabama
N 12 UT-Martin

1987 Results (2-9)

6	Georgia Southwestern ..	7
21	Clark	0
6	Jacksonville State	17
6	Troy State	44
14	Livingston	17
14	Central Florida	52
14	VALDOSTA STATE	49
7	Mississippi College	37
9	Delta State	40
23	North Alabama	13
12	UT-Martin	17



Location: Orlando, FL. **Enrollment:** 17,000. **Conference:** Division II Independent. **Nickname:** Knights. **Colors:** Black & Gold. **Stadium:** Orlando (50,000). **Athletic Director:** Gene McDowell. **Head Coach:** Gene McDowell (Florida State). **Record:** 19-16 (3 years). **Assistants:** Mike Kruczek, Dana Martin, Randy Romero, Rick Stockstill. **Lettermen Returning:** 34. **Starters Returning:** 7 Offense, 4 Defense. **Offense:** Multiple. **Defense:** Multiple. **Series Record:** UCF leads, 2-1. **Sports Information Director:** Neil LaBar. **SID's Phone:** (305) 275-2729 (office); 671-6140 (home). **Top Players:** FB Perry Balasis, TB Gil Barnes, C Craig Marsden, DB Keith Evans, DT Joe Simmons, LB Jimmy Goodman.



Location: Clinton, Miss. **Enrollment:** 3600. **Conference:** Gulf South. **Nickname:** Choctaws. **Colors:** Blue & Gold. **Stadium:** Robinson-Hale (8000). **Athletic Director:** John Williams. **Head Coach:** John Williams (Mississippi College, 1957). **Record:** 93-70-4 (17 years). **Assistants:** Terry McMillan, Joel Hudson, Ricky Herzog, Tom Gladney, Charlie Coles. **Lettermen Returning:** 31. **Starters Returning:** 6 Offense, 7 Defense. **Offense:** Multiple. **Defense:** 50. **Series Record:** MC leads, 5-1. **Sports Information Director:** Norman Gough. **SID's Phone:** (601) 925-3255 (office), 924-5115 (home). **Top Players:** QB Wally Henry, WR Ron Frank, OT Miles Hallberg, DE Terry Fleming, DE Perry Walker, LB Darrell Hopkins.



Location: Cleveland, Miss. **Enrollment:** 3600. **Conference:** Gulf South. **Nickname:** Statesmen. **Colors:** Green & White. **Stadium:** Parker Field (8000). **Athletic Director:** Jim Jordan. **Head Coach:** Don Skelton (Delta State, 1963). **Record:** First year. **Assistants:** Todd Knight, Clifton Ealy. **Lettermen Returning:** 33. **Starters Returning:** Offense 9, Defense 11. **Offense:** Veer. **Defense:** 5-2. **Series Record:** DSU leads, 4-2. **Sports Information Director:** Jody Corroero. **SID's Phone:** (601) 846-4677 (office), 843-4217 (home). **Top Players:** RB Londale Bankston, QB Alton Marshall, WR Kevin Locastro, DB Willie Greene, DL Paul Shoemaker, LB Gwayne Mathews.



Location: Florence, AL. **Enrollment:** 5300. **Conference:** Gulf South. **Nickname:** Lions. **Colors:** Purple & Gold. **Stadium:** Braly Municipal (14,500). **Athletic Director:** Bill Jones. **Head Coach:** Bobby Wallace (Mississippi State, 1967). **Record:** First year. **Assistants:** Ikey Fowler, Randy Campbell, Glenn Davis, Jeff Webb, Bob Harris, Steve Carter, Ruffin McNeill. **Lettermen Returning:** 33. **Starters Returning:** 5 Offense, 6 Defense. **Offense:** Multiple; **Defense:** 50. **Series Record:** UNA leads, 5-1. **Sports Information Director:** Jeff Hodges. **SID's Phone:** (205) 766-4100 (office), 766-7572 (home). **Top Players:** RB Larry Webb, QB Tim Garner, SE Derrick Coffey, LB Felix Baxter, DB Phil Drummond, DB Jeff Smith.

CENTRAL FLORIDA

OCT. 22, 1:00 P.M. (EDT)

Martin Stadium, Valdosta, GA

1988 Schedule

S 2 Bethune-Cookman
S 10 West Georgia
S 17 Troy State
S 24	.. at East Tennessee State
O 1 North Alabama
O 8 New Haven
O 15	.. Southern Connecticut St.
O 22	.. at VALDOSTA STATE
O 29 Georgia Southern
N 5 at Liberty
N 12 at Eastern Kentucky

1987 Results (9-4)

17	Bethune-Cookman	9
34	Elon	10
16	Eastern Kentucky	23
32	Georgia Southern	34
36	Savannah State	26
52	West Georgia	14
45	Northwest Missouri St.	...	3
67	Grand Valley State	3
42	Liberty	21
14	Florida A&M	19
24	Morningside	7
12	Indiana (PA)	10
10	Troy State	31

MISSISSIPPI COLLEGE

OCT. 29, 1:00 P.M. (EDT)

Cleveland Field, Valdosta, GA

1988 Schedule

S 12 at Arkansas State
S 19 North Alabama
S 26 West Texas State
O 3 at UT-Martin
O 10 Jacksonville State
O 17 at Troy State
O 24 Livingston
O 31 at West Georgia
N 7 VALDOSTA STATE
N 14	.. at Southeast Missouri St.
N 21 at Delta State

1987 Results (6-5)

O	Arkansas State	35
20	North Alabama	24
28	West Texas State	16
34	UT-Martin	24
15	Jacksonville State	13
21	Troy State	48
7	Livingston	8
37	West Georgia	7
20	VALDOSTA STATE	12
28	Southeast Missouri St.	30
13	Delta State	7

DELTA STATE

NOV. 5, 2:00 P.M. (CST)

Parker Field, Cleveland, Miss.

1988 Schedule

S 3 at Arkansas State
S 10 Southern Arkansas
S 17 at Henderson State
S 24 North Alabama
O 1 at UT-Martin
O 8 Jacksonville State
O 15 at Troy State
O 22 Livingston
O 29 at West Georgia
N 5 VALDOSTA STATE
N 12	... at Mississippi College

1987 Results (6-4-1)

24	Southern Illinois	16
21	Southern Arkansas	14
35	Southeast Missouri St.	28
12	North Alabama	24
17	UT-Martin	14
34	Jacksonville State	36
6	Troy State	36
7	Livingston	7
40	West Georgia	9
24	VALDOSTA STATE	21
7	Mississippi College	13

NORTH ALABAMA

NOV. 12, 1:00 P.M. (EST)

Cleveland Field, Valdosta, GA

1988 Schedule

S 3 Alabama A&M
S 10 Mississippi College
S 24 at Delta State
O 1 at Central Florida
O 8 UT-Martin
O 15 at Jacksonville State
O 22 Troy State
O 29 at Livingston
N 5 West Georgia
N 12	... at VALDOSTA STATE

1987 Results (5-5-1)

47	Miles	6*
25	Virginia State	13*
24	Mississippi College	20
24	Delta State	12
16	Alabama A&M	14
3	UT-Martin	0
10	Jacksonville State	19
3	Troy State	38
10	Livingston	12
17	West Georgia	23
17	VALDOSTA STATE	16

* Later forfeited wins

THE GULF SOUTH CONFERENCE



Valdosta State, heading into its seventh season in the dangerous Gulf South Conference wars, became a football force in the nine-team league in 1986, finishing a surprising second and just missing a playoff spot. Last year the Blazers slumped late, losing their last three games, but still finished with a winning 6-4 record. VSC was 4-4 in the league, finishing fourth.

This season the conference sports information directors have picked the Blazers to finish fifth behind Troy State, Mississippi College, Jacksonville State and UT-Martin. Valdosta State picked up 35 points from the SIDs on the strength of four fourth, 3 fifth and one sixth place vote.

Troy State, which ran roughshod over everyone en route to the national championship last season, returns 12 starters (9 on defense) and is again the choice to defend the league title for the third straight year. The Trojans received six first place votes and polled a total of 61 points. Mississippi College, which returns 17 starters including 11 on offense, picked up a pair of first place ballots and a total of 48 points. UT-Martin, which improved to 5-6 overall and returns much of that team, received 39 votes and made the most dramatic jump in the poll — from ninth to fourth.

Livingston, Delta State and North Alabama finished sixth-eighth with 27, 26 and 24 points respectively. West Georgia was the consensus choice of the SIDs to finish in the cellar, being placed last on every ballot (SIDs could not vote for their own team).

Three new head coaches make their debut in the league this season. Bobby Wallace was hired at North Alabama, Don Skelton took the reins at Delta State and Robert Maddox was selected to guide the Troy State powerhouse. The dean of GSC football coaches is John Williams at Mississippi College who is

entering his 18th season. Sam McCorkle is beginning his fourth year at Livingston, Frank Vohun his fourth at West Georgia, Bill Burgess his fourth at Jacksonville State, Don McLeary his third at UT-Martin and Mike Cavan his third at Valdosta State.

The Gulf South Conference was formed in 1971, and in those 16 years seven different teams have won the football championship. Troy State has enjoyed the most success, winning six championships, followed closely by Jacksonville State with five. North Alabama has won three football titles while Nicholls State, Northwestern State (LA), Mississippi College and Livingston own one championship. Livingston won the first title on the way to the NAIA national championship in 1971. (Troy State and Livingston tied for the regular season crown in 1971).

G.E. "Sonny" Moran became the league's fifth commissioner last November. The president of the conference, beginning a two-year term, is Dr. Maurice Townsend, president of West Georgia.

The Gulf South Conference mailing address and telephone number

Gulf South Conference
4 Office Park Circle
Suite 218
Birmingham, AL 35223
(205) 870-9750



THE GULF SOUTH CONFERENCE

GULF SOUTH OFFICIALS



G.E. "Sonny" Moran



Dr. Maurice Townsend

FINAL 1987 STANDINGS

Team	GSC	PCT	PF	PA	O'all	PCT	PF	PA
Troy State	8-0	1.000	281	90	12-1-1	.893	360	125
Mississippi College	5-3	.625	167	143	6-5	.545	223	224
North Alabama	4-3-1	.563	104	131	5-5-1	.500	191	165
VALDOSTA STATE	4-4	.500	175	148	6-4	.600	231	178
Delta State	3-4-1	.438	147	162	6-4-1	.591	227	220
Jacksonville State	3-4-1	.438	137	153	5-4-1	.550	190	169
Livingston	3-4-1	.438	115	133	5-5-1	.500	171	154
UT-Martin	3-5	.375	141	164	5-6	.455	202	221
West Georgia	1-7	.125	91	234	2-9	.182	132	293

1987 ALL-CONFERENCE TEAM

OFFENSE

POSITION	PLAYER	SCHOOL
Wide Receivers	RANDY FISHER	VALDOSTA STATE
	William Mackall	UT-Martin
Tackles	Miles Hallberg	Mississippi College
	Darrell Potts	Delta State
Guards	Joe Billingsley	Jacksonville State
	Deron Huerkamp	Livingston
Center	Steve Campbell	Troy State
Tight End	Brent Roe	Troy State
Quarterback	Mike Turk	Troy State
Running Backs	Londell Bankston	Delta State
	Stevie Young	West Georgia
Kicker	Ted Clem	Troy State
Return Specialist	Titus Dixon	Troy State

DEFENSE

POSITION	PLAYER	SCHOOL
Linemen	Ricky Barner	Mississippi College
	Ronnie Glanton	Livingston
	Emanuel McNeil	UT-Martin
Linebackers	Gerrick Pimienta	Troy State
	Darrell Hopkins	Mississippi College
	Paul Randolph	UT-Martin
	Troy Smith	Jacksonville State
Backs	Willie Green	Delta State
	Wendell Phillips	North Alabama
	Freddie Thomas	Troy State
	Kenneth Watson	Livingston
Punter	Scott DeMott	North Alabama

POLLING THE SIDs

1. Troy State, 61 (6)
2. Mississippi College, 56 (2)
3. Jacksonville State, 48 (1)
4. UT-Martin, 39
5. Valdosta State, 35
6. Livingston, 27
7. Delta State, 26
8. North Alabama, 24
9. West Georgia, 8

1987 ALL-ACADEMIC TEAM*

PLAYER	POS	SCHOOL	GPA	MAJOR
Grady Andrews	OL	UT-Martin	3.27	Math/Sec. Educ.
BRYAN BANKS	OL	VALDOSTA ST.	3.10	Marketing/Mgt.
Johnny Burks	DB	Delta State	3.12	Physical Educ.
Steve Campbell	C	Troy State	2.40	Economics
Ted Clem	K	Troy State	2.27	Journalism
Jim Cooper	TE	West Georgia	3.27	Math/Engineering
Richard Dobbs	OT	Troy State	2.21	History
Tommy Dugosh	HB	Troy State	2.65	Marketing/Math
Tim Garner	QB	N. Alabama	2.17	Math/Physics
Miles Hallburg	OL	Miss. College	3.25	Bus. Admin.
Allen Hickman	C	Miss. College	4.00	Relig. Education
Darrell Hopkins	LB	Miss. College	3.00	Accounting
Kenneth Jones	QB	Livingston	2.38	Math
Kenny Loupe	OL	Delta State	3.30	Management
Dennis Moreland	DE	West Georgia	3.84	Pre-Med
Willie Ng	DB	UT-Martin	3.20	Sec. Education
Rusty Rogers	OL	J'ville State	2.09	Fin./Marketing
Jeff Smith	DE	North Alabama	2.00	Finance
Mike Sanford	OL	West Georgia	3.22	Physics
Shane Tucker	DE	Livingston	2.16	Bus. Education
Jason Womack	OL	Miss. College	3.50	Accounting
Andrew Wright	DL	Troy State	2.36	Psychology

*Student-athletes were selected on the basis of a minimum 3.0 GPA for schools using a 4.0 system and a minimum of 2.0 for schools using the 3.0 system.

BLAZERS FALTER IN STRETCH TO FINISH WITH 6-4 RECORD



Valdosta State's 1987 season, which started with great promise, ended badly as the Blazers lost their last three games to finish with a 6-4 overall record, 4-4 in the Gulf South Conference.

The 4-4 conference worksheet landed Valdosta State alone in fourth place in the final GSC standings. Both the coaches and the sports information directors had predicted a fourth place finish for the Blazers in pre-season polls.

The Blazers were on the brink of spoiling that prediction after seven games, enjoying a 6-1 record and a No. 15 national ranking. But then came three consecutive conference losses by a total of 12 points, which turned a potentially great season into an average campaign.

But it was still a winning campaign, the second in two years for head coach Mike Cavan and his staff. In those two seasons, Cavan has compiled a 15-6 overall mark, which is a winning percentage of .714. Those two winning years have improved Valdosta State's six-year football record to a very respectable 35-29-1 (.546).


As mentioned, the 1987 Blazers bolted out of the starting

gate, reeling off four straight wins in impressive fashion. Three of the victories were against conference rivals, and VSC was the No. 7-ranked team in the country when league powerhouse Troy State came to town the second weekend in October.

What was billed as the top Division II game in the country that day turned into a mismatch as the Trojans manhandled the Blazers 44-7, knocking VSC from the national Top 20. Valdosta State battled back, winning its next two games to climb back into the rankings. But then came the season-ending slump and the final 6-4 record.

A total of 26 school records were either broken or tied during the season, and two players were named to the all-conference team. Sophomore wide receiver Randy Fisher made first team for the second straight year and junior linebacker Jimmy Brookins was a second team choice.

One Valdosta State player was among the Division II leaders in the final national statistics. Freshman Clifford Scott finished fourth in the country in kickoff returns, averaging 27.2 yards on 16 returns. His 97-yard scamper for a touchdown



against Savannah State was the first kickoff return for a TD in Blazer history.

A game-by-game capsule of 1987 follows:

VALDOSTA STATE 21 FORT VALLEY STATE 14

Valdosta State rallied from a 7-0 halftime deficit, scoring 21 unanswered points then hanging on for a 21-14 victory over Fort Valley State before a crowd of 4200 at Cleveland Field. After a sluggish first half, the Blazers immediately went to work in the third quarter, scoring on their first possession to tie the game. Mark Dace hit Randy Fisher with a 39-yard strike for the tying TD. Midway the quarter VSC took the lead for good when Dace capped an 8-play, 73-yard drive with a one-yard sneak. The Blazers put the game on ice when Albert Smith broke off tackle for 77 yards and a touchdown on the first play of the fourth quarter.



VALDOSTA STATE 19 LIVINGSTON 9

Valdosta State used two pass interceptions to set up touchdowns and played solid defense to defeat Livingston on the road, 19-9, in a GSC game. The Blazers started quickly as cornerback Calvin Orr intercepted Livingston's first pass and returned it 29 yards. VSC immediately drove 33 yards in seven plays with Albert Smith getting the TD on a two-yard run. Rodney Fulk added field goals in the second and third quarters, and Donnie Harrell scored on a short run in the fourth period. That TD was set up by a 47-yard interception return by Tony Murphy. Livingston's points came on a field goal in the final minute of the first half and on a touchdown in the final minute of the game.


VALDOSTA STATE 24 UT-MARTIN 10

The Blazers overcame a 10-7 halftime deficit with 17 second half points to defeat stubborn UT-Martin 24-10 in a GSC game watched by 5100 at Cleveland Field. Valdosta State took a 7-0 lead, scoring on its first possession when Mark Dace hit tight end James McRae from four yards out. But the Pacers answered with 10 points of their own to lead at intermission. The Blazers drew even in the third quarter on Rodney Fulk's field goal and took the lead for good later in the period. Gambling on fourth down and one, tailback Donnie Harrell hit a wide open Keith Jones for 20 yards and the go-ahead touchdown. Harrell put the game away early in the fourth quarter, scoring on a nine-yard run.



VALDOSTA STATE 27 JACKSONVILLE STATE 10

Playing its most complete game of the year, Valdosta State rolled up over 400 yards of offense and spoiled Jacksonville State's homecoming, 27-10, to run its conference record to 3-0. It was senior quarterback Mark Dace's finest game as he flawlessly directed the Blazers to a pair of touchdowns in each half. Donnie Harrell scored twice on runs of one and seven yards, Albert Smith scored from seven yards out and Eric Clark hit paydirt from 20 yards away. The Blazer defense played extremely well, killing two Jacksonville State drives with key interceptions. Emmett Watkins' theft set up VSC's third touchdown early in the fourth quarter after the Gamecocks had rallied and trailed only 14-10. The 13,000 fans in attendance marked the largest crowd to ever see Valdosta State play football.



TROY STATE 44 VALDOSTA STATE 7

The game billed as the top Division II contest in the country didn't turn out that way as powerful Troy State started fast and finished fast, totally dominating Valdosta State in every phase of the game to win 44-7, knocking the Blazers from the national rankings in the process. The Trojans scored on their first possession, then added three field goals and another touchdown to take a 23-0 lead at halftime. The third field goal and second touchdown came in the final 37 seconds of the first half. The Blazers recovered a Trojan fumble deep in Troy State territory early in the third quarter but could not cash in. By the time Darrien Teals caught a two-yard touchdown pass late in the third quarter the Trojans led 30-0. Troy State added two fourth quarter TDs to complete the rout, watched by 8500 fans at Cleveland Field.

VALDOSTA STATE 49 WEST GEORGIA 14

Valdosta State used five interceptions and a balanced offensive attack to pull away from West Georgia in the second half and beat the Braves for the fifth straight year, 49-14. Freshman Tye Cottle, getting his first start at quarterback, ran for three touchdowns and passed for another to direct the victory, which didn't come as easily as the score indicates. The Blazers built an early 14-0 lead, but West Georgia answered with two TDs to tie the game. The momentum swung back to the Blazers when Fitzgerald Williams picked off a West Georgia pass late in the half and returned it to the one-yard



line. Cottle scored on the next play to give VSC a 21-14 halftime lead, and the Blazers never looked back, scoring 28 points after intermission. A crowd of 6100 helped VSC celebrate a successful homecoming.

VALDOSTA STATE 35 SAVANNAH STATE 16

Valdosta State used the big play and a solid defensive effort to subdue Savannah State on the road, 35-16. Clifford Scott's 97-yard kickoff return and Darrien Teals' 82-yard reception for touchdowns were both VSC records. Quarterback Tye Cottle had another solid game, passing for three touchdowns while the Blazer defense picked off three Savannah State passes and recovered two fumbles.

MISSISSIPPI COLLEGE 20 VALDOSTA STATE 12

Valdosta State fell behind Mississippi College by two touchdowns at halftime and the Choctaws cut short a Blazer rally to win in Clinton, 20-12, ushering in a three-game VSC losing streak. It was a game of missed opportunities for the Blazers, and a game of big plays by the Choctaws. Rodney Fulk kicked two field goals and Tye Cottle scored on a 10-yard run for the VSC points.



DELTA STATE 24 VALDOSTA STATE 21

The Blazers lost a see-saw battle to Delta State at home, 24-21, in a game that featured six touchdown passes, three by each team. Valdosta State rallied from a 10-0 deficit to lead 14-10 at halftime as Tye Cottle hit Randy Fisher on scoring strikes of 42 and 47 yards. After the Statesmen had regained the lead, Cottle hit Fisher again, this time from 11 yards out to give VSC a 21-17 lead early in the final period. But Delta State scored what turned out to be the winning TD midway the quarter and held on for the conference victory.

NORTH ALABAMA 17 VALDOSTA STATE 16

In easily the most frustrating game of the season, Valdosta State literally snatched defeat from the jaws of victory, losing a heartbreaker at North Alabama, 17-16. The Blazers led 9-7 at the half, then built a 16-7 lead while totally dominating the second half before self-destructing in the final nine minutes. The Lions returned a blocked punt for a touchdown to cut the lead to 16-14, then intercepted a pass and drove for the winning field goal. The loss dropped VSC from second to fourth place in the final conference standings and ended the season on a very sour note.

1987 VSC STATISTICS

RECORD: W-6 L-4 T-0 (H: 3- 2- 0 A: 3- 2- 0 N: 0- 0- 0) GSC: 4- 4- 0; NCAA I: 0- 0- 0; NCAA II: 6- 4- 0; NCAA III: 0- 0- 0; NAIA: 0- 0- 0

TEAM STATISTICS	VSC	OPP	SCHEDULE/ATTENDANCE DATA	PASSING	ATT	COMP	INT	PCT	YDS	TD
FIRST DOWNS	169	181	21. Fort Valley State 14	Cottle	98	54	8	.551	767	9
Rushing	99	80	19. at Livingston 9*	Dace	77	42	2	.545	600	3
Passing	62	88	24. UT-Martin 10*	Fisher	3	1	2	.333	82	1
Penalty	8	13	27. at Jacksonville State 10*	Harrell	1	1	0	1.000	20	1
RUSHING ATTEMPTS	472	433	7. TROY STATE 44*	Maddox	1	1	0	1.000	4	0
Yards Gained	2071	1815	49. West Georgia 14*	TOTALS	180	99	12	.550	1473	14
Yards Lost	248	265	35. at Savannah State 16	RECEIVING	G	NO	YDS	AvgPC	CPG	TD
Net Yards	182.3	155.0	12. at MISSISSIPPI COLLEGE 20*	Fisher	10	36	585	16.3	3.6	6
Avg. Per Game	182.3	155.0	21. DELTA STATE 24*	Teals	10	17	317	18.6	1.7	2
PASSING ATTEMPTS	180	268	16. at NORTH ALABAMA 17*	Akers	10	12	135	11.3	1.2	1
Completions	99	131	*Gulf South Conference games	Jones	10	7	130	18.6	0.7	2
Net Yards	1473	1564		Smith	6	4	72	18.0	0.7	0
Avg. Per Game	147.3	156.4		McRae	10	5	54	10.8	0.5	1
OFFENSIVE PLAYS	652	701		Harrell	10	7	50	7.1	0.7	0
Total Offense	3296	3114		Copeland	9	6	48	8.0	0.7	0
Avg. Per Game	329.6	311.4		Clark	8	3	46	15.3	0.4	1
NUMBER OF PUNTS	54	65		Blount	8	1	32	32.0	0.1	1
Avg. Per Punt	34.0	36.4		Searcy	8	1	4	4.0	0.1	0
PUNT RETURNS	20	23		TOTALS	10	99	1473	14.9	9.9	14
Yards	208	99		PUNT RETURNS	NO	YDS	AVG	TD		
Avg. Per Return	10.4	4.3		Fisher	19	192	10.1	0		
KICKOFF RETURNS	30	46		Scott	1	16	16.0	0		
Yards	744	830		TOTALS	20	208	10.4	0		
Avg. Per Return	24.8	18.0		KICKOFF RETURNS	NO	YDS	AVG	TD		
INTERCEPTION RETURNS	17	12		Scott	16	435	27.2	1		
Yards	311	99		Blount	8	173	21.6	0		
Avg. Per Return	18.3	8.3		Smith	2	64	32.0	0		
PENALTIES	48	59		Jackson	1	31	31.0	0		
Yards	383	452		Harrell	1	28	28.0	0		
FUMBLES/LOST	18/12	9/5		Royal	1	13	13.0	0		
TOUCHDOWNS	31	21		Funderburk	1	0	0.0	0		
Rushing	16	10		TOTALS	30	744	24.8	1		
Passing	14	10		INTERCEPTION RET	NO	YDS	AVG	TD		
Other	1	1		Orr	4	71	17.8	0		
EXTRA POINTS	27	19		Faulkner	1	49	49.0	0		
By Kicking	27	19		Murphy	1	47	47.0	0		
Other	0	0		Brookins	2	44	22.0	0		
FIELD GOALS	14/6	15/11		Watkins	4	32	8.0	0		
SAFETIES	0	0		Williams	1	25	25.0	0		
TOTAL PTS	231	178		Mowry	1	23	23.0	0		
Avg. Per Game	23.1	17.8		Copeland	1	17	17.0	0		
SCORE BY QUARTERS	1 2 3 4	TP		Callaway	1	3	3.0	0		
Opponents	27 70 28 53	178		Searcy	1	0	0.0	0		
Valdosta State	47 51 78 55	231		TOTALS	17	311	18.3	0		

DEFENSE	UT	AT	TOTAL	FOR	FUMBLE	PASS	PASS	
			LOSS	RECOVERY	INT	BK	SACK	
Brookins	69	36	105	8	0	2	0	3
Mowry	47	38	85	3	0	1	3	3
Lovejoy	41	35	76	1	0	0	4	0
Williams	39	25	64	1	0	1	3	0
Watkins	30	32	62	2	0	4	1	1
Faulkner	30	31	61	4	1	1	0	4
Searcy	36	16	52	2	0	1	7	0
Orr	26	18	44	0	0	4	11	0
Morris	19	22	41	3	1	0	5	2
Tarver	22	15	37	5	0	0	0	2
Booker	14	20	34	2	0	0	4	2
Murphy	11	22	33	4	0	1	5	0
Jordan	10	18	28	6	1	0	0	5
Scott	13	7	20	1	0	0	0	0
McRae	11	8	19	0	0	0	0	0
Metcalf	13	7	18	4	0	0	1	2
Callaway	9	7	16	3	0	1	0	3
Copeland	7	8	15	1	0	1	0	1
Hart	5	7	12	0	1	0	2	0
Simmons	4	6	10	0	0	0	0	0
Wright	4	5	9	0	0	0	0	0
Miles	3	1	4	0	0	0	1	0
Reddick	1	3	4	0	0	0	0	0
Clack	1	2	3	0	0	0	0	0
Blount	2	1	3	0	0	0	0	0
Royal	1	1	2	0	0	0	0	0
Gelis	0	1	1	0	0	0	0	0
Banks	0	0	0	0	1	0	0	0

TEAM IN A GAME	UT	AT	TOTAL	FOR	FUMBLE	PASS	PASS	
			LOSS	RECOVERY	INT	BK	SACK	
Most rushing plays — 65 vs. Jacksonville State								
Most rushing yards — 328 vs. Jacksonville State								
Most passes attempted — 26 vs. Delta State								
Most passes completed — 18 vs. Delta State								
Most passes had intercepted — 3 vs. North Alabama								
Most yards passing — 277 vs. Delta State								
Most yards total offense—426 vs. Jacksonville State								
Most first downs—26 vs. UT-Martin, Jacksonville St.								
Most fumbles — 3 vs Livingston, Troy State, West Georgia, North Alabama								
Most fumbles lost — 3 vs. West Georgia								
Most yards penalized — 88 vs. Savannah State								
Longest touchdown—97-yard kickoff return vs. Savannah State*								
Most plays — 79 vs. UT-Martin								
+ — School Record								

PUNTING	NO	YDS	AVG	LONG
Team	1	-16	-16.0	0
Maddox	44	1566	35.6	49
Jordan	9	286	31.8	42
TOTALS	54	1836	34.0	49

INDIVIDUAL IN A GAME

Most points — 18, Tye Cottle vs. West Georgia; Randy Fisher vs. Delta State
 Longest run from scrimmage for TD — 77, Albert Smith vs. Ft. Valley State
 Longest run from scrimmage, no score — 49, Eric Clark vs. Ft. Valley State
 Longest pass for TD — 82, Randy Fisher to Darrien Teals vs. Savannah State
 Longest pass, no score — 57, Tye Cottle to Keith Jones vs. West Georgia
 Longest punt return for TD — none
 Longest punt return, no score — 44, Randy Fisher vs. Mississippi College
 Longest kickoff return for TD — 97, Clifford Scott vs. Savannah State*
 Longest kickoff return, no score — 45, Clifford Scott vs. Jacksonville State
 Longest interception return for TD — none
 Longest interception return, no score — 49, Eric Faulkner vs. West Georgia
 Longest punt — 49, Michael Maddox vs. Delta State
 Most passes attempted — 23, Tye Cottle vs. Delta State
 Most passes completed — 15, Tye Cottle vs. Delta State
 Most passes had intercepted — 2, Tye Cottle vs. Savannah St., Mississippi Col., N. Alabama
 Most passes caught — 9, Randy Fisher vs. Delta State
 Most yards passing — 258, Tye Cottle vs. Delta State
 Most yardage by receiver — 172, Randy Fisher vs. Delta State
 Most rushing attempts — 21, Donnie Harrell vs. UT-Martin
 Most yards rushing — 110, Donnie Harrell vs. West Georgia
 Most total offense attempts — 35, Mark Dace vs. UT-Martin
 Most yards total offense — 234, Tye Cottle vs. Delta State
 Most field goals attempted — 4, Rodney Fulk vs. UT-Martin
 Most field goals made — 2, Rodney Fulk vs. Livingston, Mississippi College
 Longest field goal — 37, Rodney Fulk vs. Mississippi College
 Most PATs attempted — 7, Rodney Fulk vs. West Georgia*
 Most PATs made — 7, Rodney Fulk vs. West Georgia*
 * — Ties School Record + — School Record

CAVAN CELEBRITY GOLF CLASSIC BIG BOOST TO FOOTBALL PROGRAM



Cavan Chats With Former Boss And Georgia Head Coach Vince Dooley



Cavan, Georgia All-American And Teammate Jake Scott Enjoy A Laugh




Former Georgia Greats Buck Belue, L, Kevin Butler Replay Their Round

**EVENT
RAISES
DOLLARS,
GOODWILL**



Georgia Southern Head Coach Erk Russell Visits With His Son, VSC's Rusty Russell



Georgia Basketball Legend Zippy Morocco Talks With Valdosta High Coach Nick Hyder



Former Georgia, Washington Redskins Center Len Hauss Visits With Jake Scott, Becky Cavan



The Winners! Scott Woerner, Center, Celebrity Captain Of The Winning Team, Counts Winnings As Classic Host Looks On

GENERAL RECORDS AND INFORMATION

Attendance Records

YEAR	HOME GAMES	TOTAL ATTENDANCE	AVG ATTENDANCE
1987	5	27,000	5400
1986	5	25,000	5000
1985	6	37,100	6183
1984	5	25,468	5094
1983	6	28,500	4750
1982	5	36,800	7360

Top 5 Home Crowds

ATTENDANCE	OPPONENT AND SCORE	DATE
1. 10,100	Fort Valley State (FVSC, 17-3)	Sept. 14, 1985
2. 9,500	Central Florida (VSC, 13-7)	Oct. 2, 1982
3. 9,300	Troy State (VSC, 24-21)	Sept. 18, 1982
4. 9,000	Georgia Southern (GSC, 45-29)	Nov. 20, 1982
5. 8,500	Troy State (TSU, 44-7)	Oct. 10, 1987

Valdosta State Versus All Opponents

OPPONENT	W	L	T
Albany State	1	0	0
Bishop	1	0	0
Central Florida	1	2	0
Clark	1	0	0
Delta State	2	4	0
Fort Valley State	2	1	0
Georgia Southern	1	2	1
Jacksonville State	2	4	0
Kentucky State	3	0	0
Livingston	5	1	0
Mississippi College	1	5	0
North Alabama	1	5	0
Savannah State	4	0	0
Troy State	1	5	0
UT-Martin	4	0	0
West Georgia	5	0	0
TOTALS	35	29	1

Year, Record, Coach and Captains


Year	Record	Coach	Captains
1982	.5-5-1	Jim Goodman	James Owens, QB; David Gilyard, LB
1983	.5-6-0	Jim Goodman	Mark Catano, OT; Cliff Fouty, LB
1984	.5-6-0	Jim Goodman	Lenny Parker, LB; Elson Bolar, LB
1985	.5-6-0	Jim Berryman	Jimmy Francis, FS; Jay Walls, DT
1986	.9-2-0	Mike Cavan	Jessie Tuggle, LB; R.D. Swain, OG; Dallis Smith, CB; Dennis Smith, CB
1987	.6-4-0	Mike Cavan	Jimmy Brookins, LB; Scott Mowry, LB; Bryan Banks, OT; John Norris, OT

Valdosta State All-Americans

1982 — Mark Catano, Offensive Tackle
1984 — Lenny Parker, Linebacker Keith Moore, Kicker
1986 — Jessie Tuggle, Linebacker

Valdosta State All-Gulf South Conference Players

1982 — Carl Armstrong, WR Mark Catano, OT (2nd) Cliff Fouty, LB (2nd) Jimmy Francis, CB (2nd) James Owens, QB (2nd)	Freddie Thomas, LB (2nd) Jimmy Francis, FS (2nd) Mark Dace, QB (2nd) R.D. Swain, OG (2nd) Darrien Teals, WR (2nd)
1983 — Lenny Parker, LB Mark Catano, OT Cliff Fouty, LB (2nd) Dallis Smith, CB (2nd)	1986 — Jessie Tuggle, LB* Dallis Smith, CB Randy Fisher, Flanker# Terry Mallory, Punter R.D. Swain, OG (2nd) James Gibson, DT (2nd) Keith Reddings, DE (2nd)
1984 — Lenny Parker, LB Dallis Smith, CB (2nd) Jessie Tuggle, DE (2nd) Timmy Massey, SS (2nd) Chuck Dunmon, OG (2nd)	1987 — Randy Fisher, WR Jimmy Brookins, LB (2nd)
1985 — Jessie Tuggle, LB Dallis Smith, CB Terry Mallory, Punter	* — defensive player of the year # — freshman of the year



Former VSC All-American Jessie Tuggle, now with the Atlanta Falcons

Valdosta State Team Award Winners

Best Offensive Linemen

1982 — Mark Catano, tackle
1983 — Mark Catano, tackle
1984 — Chuck Dunmon, guard
1985 — R.D. Swain, guard
1986 — R.D. Swain, guard
1987 — Bryan Banks, tackle

Best Defensive Back

1982 — Jimmy Francis, cornerback
1983 — Timmy Massey, safety
1984 — Timmy Massey, safety
1985 — Jimmy Francis, safety
1986 — Dallis Smith, cornerback
1987 — Calvin Orr, cornerback
1987 — Bryan Banks, offensive tackle

Best Offensive Back

1982 — James Owens, quarterback
1983 — Henry Chubb, fullback
1984 — Max Vickers, fullback
1985 — Donnie Harrell, tailback
1986 — Mark Dace, quarterback
1987 — Randy Fisher, flanker

Scout Team Players of the Year

1986 — Offense: Steve Marrs, quarterback; Defense: Clint Bennett, linebacker
1987 — Offense: Carlos Marshall, flanker; Defense: Jeff Wooden, linebacker

Scholastic Award

1982 — James Owens, quarterback
1983 — Geoff Walters, quarterback
1984 — Geoff Walters, tight end
1985 — Bert Gelis, offensive guard

Rookie of the Year

1986 — Randy Fisher, flanker
1987 — Tye Cottle, quarterback

Best Defensive Lineman

1982 — Cliff Fouty, linebacker
1983 — Lenny Parker, linebacker
1984 — Lenny Parker, linebacker
1985 — Jessie Tuggle, linebacker
1986 — James Gibson, tackle
1987 — Scott Mowry, linebacker

Hugh C. Bailey Player of the Year

1982 — Carl Armstrong, wide receiver
1983 — Kelvin Sheppard, wide receiver; Tracy Soles, tailback
1984 — Lenny Parker, linebacker
1985 — Jessie Tuggle, linebacker
1986 — Jessie Tuggle, linebacker
1987 — Jimmy Brookins, linebacker

GENERAL RECORDS AND INFORMATION

Valdosta State Year-by-Year

1982 (5-5-1)		1983 (5-6-0)	
VSC	OPP	VSC	OPP
13 Mississippi College	28	3 Mississippi College	26
24 Troy State	21	12 Troy State	13
27 Georgia Southern	27	14 Savannah State	10
13 Central Florida	7	0 Central Florida	20
0 Delta State	27	16 Delta State	24
11 Jacksonville State	43	11 Jacksonville State	37
36 Albany State	13	20 West Georgia	13
7 North Alabama	53	0 North Alabama	27
48 Kentucky State	13	32 Kentucky State	20
22 Livingston	21	29 Livingston	14
29 Georgia Southern	45	34 Georgia Southern	29
230	298	171	233

Coach: Jim Goodman
GSC Record: 2-4 (6th)

Coach: Jim Goodman
GSC Record: 2-5 (8th)

1984 (5-6-0)		1985 (5-6-0)	
VSC	OPP	VSC	OPP
49 Clark	0	3 Fort Valley State	17
28 Savannah State	7	27 Kentucky State	0
38 UT-Martin	6	31 UT-Martin	7
5 Jacksonville State	12	10 Jacksonville State	12
12 Troy State	27	3 Troy State	10
17 Livingston	16	5 Livingston	10
20 West Georgia	13	49 West Georgia	12
8 Georgia Southern	38	19 Bishop	2
3 Mississippi College	10	7 Mississippi College	28
11 Delta State	17	39 Delta State	20
24 North Alabama	35	0 North Alabama	45
215	181	193	163


Coach: Jim Goodman
GSC Record: 3-5 (6th)

Coach: Jim Berryman
GSC Record: 3-5 (6th)

1986 (9-2)		1987 (6-4)	
VSC	OPP	VSC	OPP
17 Fort Valley State	0	21 Fort Valley State	14
7 Central Florida	10	19 Livingston	9
49 UT-Martin	24	24 UT-Martin	10
29 Jacksonville State	25	27 Jacksonville State	10
10 Troy State	45	7 Troy State	44
17 Livingston	12	49 West Georgia	14
41 West Georgia	26	35 Savannah State	16
21 Savannah State	7	12 Mississippi College	20
21 Mississippi College	10	21 Delta State	24
31 Delta State	8	16 North Alabama	17
24 North Alabama	7		
267	174	231	178

Coach: Mike Cavan
GSC Record: 7-1 (2nd)

Coach: Mike Cavan
GSC Record: 4-4 (4th)



MARK CATANO



JIMMY FRANCIS



RANDY FISHER



TERRY MALLORY



DONNIE HARRELL



LENNY PARKER

Season Leaders

TOTAL OFFENSE

- 1982 — QB James Owens, 2906
- 1983 — QB Terry Mallory, 732
- 1984 — QB Mark Dace, 680
- 1985 — QB Mark Dace, 899
- 1986 — QB Mark Dace, 1744
- 1987 — QB Tye Cottle, 816

PASSING

- 1982 — James Owens, 169-339-2258
- 1983 — Terry Mallory, 41-98-681
- 1984 — Mark Dace, 42-106-662
- 1985 — Mark Dace, 53-108-762
- 1986 — Mark Dace, 104-186-1435
- 1987 — Tye Cottle, 54-98-767

SCORING

- 1982 — WR Carl Armstrong, 48
- K Brad Bauer, 48
- 1983 — RB Tracy Soles, 54
- 1984 — K Keith Moore, 59
- 1985 — K Keith Moore, 59
- 1986 — WR Randy Fisher, 60
- 1987 — K Rodney Fulk, 44

PUNT RETURNS

- 1982 — Jimmy Francis, 30-199 (6.6)
- 1983 — Derrick Harris, 24-155 (6.5)
- 1984 — Derrick Harris, 18-198 (11.0)
- 1985 — Jimmy Francis, 29-140 (4.8)
- 1986 — Randy Fisher, 23-205 (8.9)
- 1987 — Randy Fisher, 19-192 (10.1)

INTERCEPTIONS

- 1982 — Timmy Massey, 3-30;
- Jimmy Francis, 3-28
- 1983 — Dallis Smith, 5-91
- 1984 — Jimmy Francis, 4-31
- 1985 — Jimmy Francis, 5-109
- 1986 — Dallis Smith, 9-53*
- 1987 — Calvin Orr, 4-71

RUSHING

- 1982 — FB Henry Chubb, 475
- 1983 — FB Henry Chubb, 668
- 1984 — RB Michael Williams, 362
- 1985 — RB Tony Allen, 564
- 1986 — FB Eric Clark, 565
- 1987 — RB Donnie Harrell, 632

RECEIVING

- 1982 — WR Carl Armstrong, 61-1028*
- 1983 — WR Kelvin Sheppard, 22-388
- 1984 — WR Kevin Gray, 23-455
- 1985 — WR Darrien Teals, 33-448
- 1986 — WR Randy Fisher, 46-753
- 1987 — WR Randy Fisher, 36-585

PUNTING

- 1982 — Brad Bauer, 37.1 (L55)
- 1983 — Terry Mallory, 37.6 (L56)
- 1984 — Terry Mallory, 37.6 (L60)
- 1985 — Terry Mallory, 42.2 (L62)
- 1986 — Terry Mallory, 40.6 (L71)
- 1987 — Kevin Maddox, 35.6 (L49)


KICKOFF RETURNS

- 1982 — Kelvin Sheppard, 20-422 (21.1)
- 1983 — Derrick Harris, 21-610* (29.0)
- 1984 — Derrick Harris, 27-534 (19.8)
- 1985 — Donnie Harrell, 15-280 (18.7)
- 1986 — Derwin Whatley, 11-288 (26.2)
- 1987 — Clifford Scott, 16-435 (27.2)

TACKLES—ASSISTS

- 1982 — Cliff Fouty, 20-135=155
- 1983 — Lenny Parker, 47-76=123
- 1984 — Lenny Parker, 62-63=125
- 1985 — Jimmy Francis, 63-62=125
- 1986 — Jessie Tuggle, 42-87=129
- 1987 — Jimmy Brookins, 69-36=105

* — Led Conference



VSC RECORD BOOK



INDIVIDUAL — GAME

RUSHING:

- Most Rushes — 30, Henry Chubb vs. Livingston, 1983
- Most Yards — 169, Tony Allen vs. UT-Martin, 1985 *Ramon 178-Dsu*
- Most Yards Lost — 77, James Owens vs. Jacksonville State, 1982
- Best Average — 8.4, Donnie Harrell vs. West Georgia, 1985
- Longest Run From Scrimmage — 80, Donnie Harrell vs. West Georgia, 1985
- Most Touchdowns — 4, Donnie Harrell vs. West Georgia, 1985; Michael Williams vs. West Georgia, 1986

PASSING:

- Most Attempted — 48, James Owens vs. Georgia Southern, 1982
- Most Completed — 27, James Owens vs. Georgia Southern, 1982
- Most Consecutive Completions — 7, Mark Dace vs. West Georgia, 1985 *Tye 8*
- Most Yards — 406, James Owens vs. Georgia Southern, 1982
- Most Touchdowns — 5, Mark Dace vs. UT-Martin, 1986 *Tye/UCP*
- Best Percentage — .367, Mark Dace vs. West Georgia (13-15), 1985
- Longest Reception — 82, Randy Fisher to Darrien Teals vs. Savannah State, 1987
- Most Had Intercepted — 4, James Owens vs. Troy State, 1982; Mark Dace vs. North Alabama, 1984

TOTAL OFFENSE:

- Most Plays — 58, Mark Dace vs. North Alabama, 1984
- Most Yards — 363 (-43R, 406P), James Owens vs. Georgia Southern, 1982

SCORING:

- Most Points — 24, Donnie Harrell vs. West Georgia, 1985; Michael Williams vs. West Georgia, 1986 *Teals, ucp*
- Most Touchdowns: 4, Donnie Harrell vs. West Georgia, 1985; Michael Williams vs. West Georgia, 1986 *Teals, ucp*
- Most TDs Responsible For — 6, Mark Dace vs. UT-Martin, 1986 (5 TD passes, 1 TD rushing)
- Most PATs Attempted — 7, Keith Moore vs. West Georgia, 1985; Rodney Fulk vs. West Georgia, 1987
- Most PATs Made — 7, Keith Moore vs. West Georgia, 1985; Rodney Fulk vs. West Georgia, 1987

- Most FGs Attempted — 4, Keith Moore vs. Georgia Southern, 1983, vs. North Alabama, 1984, vs. Kentucky State and Bishop, 1985; Rodney Fulk vs. UT-Martin, 1987
- Most FGs Made — 4, Keith Moore vs. Bishop, 1985
- Longest FG — 54, Keith Moore vs. Kentucky State, 1985*
- Most Points Kicking — 13, Keith Moore vs. Bishop, 1985

RECEIVING:

- Most Caught — 10, Carl Armstrong vs. Georgia Southern, 1982 *Fish-JV*
- Most Yards — 186, Carl Armstrong vs. Georgia Southern, 1982 *Fish-200-20*
- Most Touchdowns — 3, Carl Armstrong vs. Georgia Southern, 1982; Randy Fisher vs. UT-Martin, 1986; vs. Delta State, 1987 *4-Teals, ucp*

PUNTING:

- Most Punts — 10, Terry Mallory vs. Jacksonville State, 1985
- Longest Punt — 71, Terry Mallory vs. Savannah State, 1986
- Best Average — (min. 4 punts) 9-49.8, Terry Mallory vs. Livingston, 1985

PUNT RETURNS:

- Most Returns — 7, Jimmy Francis vs. West Georgia, 1984
- Most Yards — 67, Derrick Harris vs. Livingston, 1983
- Longest For Touchdown — 55, Derrick Harris vs. UT-Martin, 1984

KICKOFF RETURNS:

- Most Returns — 5, Kelvin Sheppard vs. North Alabama, 1982; Derrick Harris vs. Georgia Southern, 1983
- Most Yards — 147, Derrick Harris vs. Georgia Southern, 1983
- Longest For Touchdown — 97, Clifford Scott vs. Savannah State, 1987

DEFENSE:

- Most Interceptions — 3, Jimmy Francis vs. Bishop, 1985
- Most Yards Returned — 62, Jimmy Francis vs. Bishop, 1985
- Most Total Tackles — 21, Jimmy Francis vs. Mississippi College, 1985 *Brink*
- Most Solo Tackles — 10, Lenny Parker vs. Mississippi College, 1984 *AL*
- Most Assists — 18, Harvey Carter vs. Georgia Southern, 1982 *Brink*
- Most Fumble Recoveries — 3, Anthony Newsome vs. Delta State, 1983

* — Conference Record

VSC RECORD BOOK

INDIVIDUAL — SEASON

RUSHING:

- Most Rushes — 142, Donnie Harrell, 1987
- Most Yards — 668, Henry Chubb, 1983 *Allen*
- Most Yards Lost — 307, James Owens, 1982
- Best Average — 5.5, Henry Chubb, 1983 (121-668)
- Best Game Average — 63.2, Donnie Harrell, 1987 (632, 10 games) *Allen*
- Most Touchdowns — 7, Tracy Soles, 1983; Clifton Montgomery, 1984

PASSING:

- Most Attempted — 339, James Owens, 1982
- Most Completed — 169, James Owens, 1982
- Best Percentage — .559, Mark Dace, 1986
- Most Completions Per Game — 16.9, James Owens, 1982
- Most Yards — 2258, James Owens, 1982
- Most Yards Per Game — 225.8, James Owens, 1982*
- Most Touchdowns — 16, Mark Dace, 1986
- Most Had Intercepted — 14, James Owens, 1982; Mark Dace, 1984

TOTAL OFFENSE:

- Most Plays — 402, James Owens, 1982
- Most Yards — 2096, James Owens, 1982
- Most Yards Per Game — 209.6, James Owens, 1982

SCORING:

- Most Points — 60, Randy Fisher, 1986
- Most Touchdowns — 10, Randy Fisher, 1986
- Most TDs Responsible For — 21, Mark Dace, 1986 (16 passing, 5 rushing)
- Most PATs Attempted — 29, Rodney Fulk, 1987
- Most PATs Made — 26, Keith Moore, 1986; Rodney Fulk, 1987
- Most FGs Attempted — 22, Keith Moore, 1985
- Most FGs Made — 14, Keith Moore, 1985
- Most Points Kicking — 59, Keith Moore, 1984 and 1985 *(McType 2 58)*

RECEIVING:

- Most Caught — 61, Carl Armstrong, 1982
- Most Yards — 1028, Carl Armstrong, 1982
- Most Touchdowns — 10, Randy Fisher, 1986

PUNTING:

- Most Punts — 76, Terry Mallory, 1983
- Best Average — 42.2, Terry Mallory, 1985

PUNT RETURNS:

- Most Returns — 30, Jimmy Francis, 1982
- Best Average — 11.0, Derrick Harris, 1984
- Most Yards — 205, Randy Fisher, 1986

KICKOFF RETURNS:

- Most Returns — 27, Derrick Harris, 1984
- Best Average — 29.0, Derrick Harris, 1983
- Most Yards — 610, Derrick Harris, 1983

DEFENSE:

- Most Interceptions — 9, Dallis Smith, 1986
- Most Yards Returned — 109, Jimmy Francis, 1985
- Most Total Tackles — 155, Cliff Fouty, 1982
- Most Solo Tackles — 69, Jimmy Brookins, 1987
- Most Assists — 135, Cliff Fouty, 1982
- Most Fumble Recoveries — 3, Cliff Fouty, Eric Jarvis, 1982; Elson Bolar, Anthony Newsome, 1983; Dallis Smith, Lenny Parker, 1984; Freddie Thomas, 1985.



Tracy Soles



Henry Chubb



James Owens

INDIVIDUAL IN A CAREER

RUSHING	ATT	YARDS	AVG	TDs
Donnie Harrell, 1985-A	296	1411	4.8	10
Eric Clark, 1985-A	238	1192	5.0	3
Henry Chubb, 1982-83	221	1143	5.2	5
Max Vickers, 1983-86	247	955	3.9	9
Michael Williams, 1985-86	194	898	5.5	8
Tracy Soles, 1982-83	174	712	5.1	12
Tony Allen, 1985	127	564	4.4	3
Mark Dace, 1984-87	373	606	1.6	10
Jerome Jackson, 1982-86	142	518	3.6	3
Curt Garrett, 1982	82	205	3.7	3

PASSING	COMP	ATT	YARDS	INT	TDs
Mark Dace, 1984-87	241	477	3459	36	25
James Owens, 1982	169	339	2258	14	15
Terry Mallory, 1983-86	77	186	1227	14	8
Tye Cottle, 1987-A	54	98	767	8	9

PLAYS	RUSH	PASS	TOTAL	TDR
Mark Dace, 1984-87	850	606	3459	4065
James Owens, 1982	402	162	2258	2096
Terry Mallory, 1983-86	322	103	1227	1330
Tye Cottle, 1987-A	146	49	767	816

SCORING	TD	FG	PAT	PTS
Keith Moore, 1983-86	0	32	76	202
Tracy Soles, 1982-83	16	0	0	96
Randy Fisher, 1986-A	16	0	0	96
Donnie Harrell, 1985-A	10	0	0	60
Mark Dace, 1984-87	10	0	0	60
Max Vickers, 1983-86	6	0	0	54
Michael Williams, 1985-86	9	0	0	54
Carl Armstrong, 1982	8	0	0	48
Brad Bauer, 1982-84	0	8	24	48
Rodney Fulk, 1987	0	6	26	44

RECEIVING	CATCHES	YARDS	TDs
Randy Fisher, 1986-A	82	1338	16
Darrien Teals, 1985-A	79	1176	8
Carl Armstrong, 1982	61	1028	8
Kelvin Sheppard, 1982-83	53	879	7
Cary Cody, 1982-86	39	554	1

PUNTING	PUNTS	YARDS	AVG
Terry Mallory, 1983-86	272	10,732	39.5
Brad Bauer, 1982-84	63	2341	37.2

PUNT RETURNS	RETURNS	YARDS	AVG
Jimmy Francis, 1982-85	84	473	5.6
Derrick Harris, 1983-84	42	353	8.4

KICKOFF RETURNS	RETURNS	YARDS	AVG
Derrick Harris, 1983-84	48	1144	23.8
Kelvin Sheppard, 1982-83	28	556	19.9

KICK SCORING	PAT A/M	FG A/M	PTS
Keith Moore, 1983-86	83-76	65-42	202
Brad Bauer, 1982-84	27-24	14-8	48

INTERCEPTIONS	NO.	YARDS	TDs
Dallis Smith, 1983-86	21	209	0
Jimmy Francis, 1982-85	14	160	0
Dennis Smith, 1983-86	9	64	0

VSC RECORD BOOK

TEAM - GAME

RUSHING:

Most Rushes — 69 vs. Livingston, 1983
Most Yards — 385 vs. West Georgia, 1985
Most Yards Lost — 103 vs. North Alabama, 1984
Best Average — 6.3 vs. West Georgia, 1985
Most Touchdowns — 5 vs. Kentucky State, 1982; vs. West Georgia, 1985, 1986

PASSING:

Most Attempted — 48 vs. Georgia Southern, 1982
Most Completed — 27 vs. Georgia Southern, 1982
Most Yards — 406 vs. Georgia Southern, 1982
T- Most Touchdowns — 5 vs. UT-Martin, 1986, *UCF*
Best Percentage — .867 vs. West Georgia, 1982
Most Had Intercepted — 7 vs. Fort Valley State, 1985

TOTAL OFFENSE:

Most Plays — 91 vs. West Georgia, 1984
Most Yards — 577 (379R, 198P) vs. Delta State, 1985

SCORING:

Most Points — 49 vs. Clark, 1984; vs. West Georgia, 1984; vs. UT-Martin, 1986; vs. West Georgia, 1987
Most Touchdowns — 7 vs. West Georgia, 1985, 1987; vs. UT-Martin, 1986
Most PATs Attempted — 7 vs. West Georgia, 1985, 1987; vs. UT-Martin, 1986
Most PATs Made — 7 vs. West Georgia, 1985, 1987; vs. UT-Martin, 1986
Most FGs Attempted — 4 vs. Georgia Southern, 1983; vs. North Alabama, 1984; vs. Kentucky State and Bishop, 1985
Most FGs Made — 4 vs. Bishop, 1985
Most Points Kicking — 13 vs. Bishop, 1985

PUNTING:

Most Punts — 10 vs. Jacksonville State, 1985
Best Average — (min. 4 punts) 9-49.8 vs. Livingston, 1985

PUNT RETURNS:

Most Returns — 10 vs. Livingston, 1984
Most Yards — 90 vs. UT-Martin, 1984
Longest For Touchdown — 55 vs. UT-Martin, 1984

KICKOFF RETURNS:

Most Returns — 6 vs. North Alabama, 1982; vs. Troy State, Georgia Southern, 1984
Most Yards — 147 vs. Georgia Southern, 1983
Longest For Touchdown — 97 vs. Savannah State, 1987

FIRST DOWNS:

Most Total — 29 vs. Delta State, 1985
Most Rushing — 21 vs. Delta State, 1985
Most Passing — 19 vs. Georgia Southern, 1982
Most By Penalty — 3 vs. Livingston, 1983; vs. Clark, Troy State, Livingston, 1984

PENALTIES:

Most Penalties — 14 vs. UT-Martin, 1986
Fewest Penalties — 1 vs. Troy State, 1984; vs. North Alabama, 1985
Most Yards — 118 vs. Kentucky State, 1982
Fewest Yards — 5 vs. Troy State, 1984; vs. North Alabama, 1985

FUMBLES:

Most — 7 vs. North Alabama, 1983
Most Lost — 5 vs. North Alabama, 1983; vs. West Georgia, 1985

DEFENSE:

Most Interceptions — 6 vs. UT-Martin, 1986
Most Yards Returned — 62 vs. Bishop, 1985
Most Fumbles Recovered — 7 vs. Savannah State, 1984
X Fewest Yards Rushing — minus 22 vs. Clark, 1984 *-29/UCF*
Fewest Yards Passing — 20 vs. North Alabama, 1983
Fewest Yards Total — 53 vs. Clark, 1984

TEAM — SEASON

RUSHING:

Most Rushes — 545, 1985
Most Net Yards — 1968, 1985
Most Yards Lost — 550, 1984
Best Average Per Carry — 3.9, 1987
Best Average Per Game — 182.3, 1987
Most Touchdowns — 17, 1984, 1986

PASSING:

Most Attempted — 396, 1982
Most Completed — 191, 1982
Most Yards — 2635, 1982 *(2001)-88*
Best Average Per Completion — 14.9, 1983
Most Had Intercepted — 23, 1984

TOTAL OFFENSE:

Most Plays — 781, 1985
Most Yards — 3543, 1982
• Best Average — 329.6, 1987

SCORING:

Most Points — 267, 1986
Most Touchdowns — 35, 1986
Most PATs Attempted — 33, 1986
Most PATs Made — 31, 1986
Most FGs Attempted — 22, 1985
Most FGs Made — 14, 1984
Most 2-Point PATs Attempted — 6, 1984
Most 2-Point PATs Made — 5, 1984

PUNTING:

Most Punts — 79, 1983
Best Average — 40.6, 1985

PUNT RETURNS:

Most Returns — 40, 1984
Most Yards — 320, 1984
Best Average — 10.4, 1987

KICKOFF RETURNS:

Most Returns — 38, 1982
Most Yards — 802, 1983
Best Average — 24.8, 1987

FIRST DOWNS:

• Most Total — 193, 1982 *(190 '88)*
Most Rushing — 109, 1986
Most Passing — 116, 1982
• Most By Penalty — 18, 1984 *(16 in '88)*

PENALTIES:

Most Penalties — 82, 1982
Fewest Penalties — 48, 1987
Most Yards — 699, 1982
Fewest Yards — 383, 1987

FUMBLES:

Most — 40, 1984
Most Lost — 21, 1983
• Fewest — 18, 1987
• Fewest Lost — 11, 1986

DEFENSE:

Most Interceptions — 32, 1986*
Most Yards Returned — 311, 1987
Most Fumbles Recovered — 24, 1984
Fewest Yards Rushing Allowed — 1228, 1986
Fewest Yards Passing Allowed — 1281, 1984 *(1242)*
• Fewest Yards Total Allowed — 3114, 1987
Takeaway-Giveaway — plus 19, 1986

* — Conference Record

1987 GULF SOUTH CONFERENCE STATISTICS

RUSHING OFFENSE

SCHOOL	G	ATT	YDs	ATT AVG	GAME AVG	TD
Troy State	11	599	3190	5.3	290.0	32
Jax State	10	492	2017	4.1	201.7	21
Miss. Coll	11	545	2123	3.9	193.0	23
VSC	10	472	1823	3.9	182.3	16
Delta State	11	466	1666	3.6	151.5	15
Livingston	11	488	1589	3.3	144.5	14
UT-Martin	11	373	1486	4.0	135.1	10
West Georgia	11	448	1279	2.9	116.3	5
North AL	11	431	1084	2.5	98.5	11

SCORING OFFENSE

SCHOOL	G	PTS	AVG	SCHOOL	G	PTS	AVG
Troy State	11	360	32.7	Troy State	11	125	11.4
VSC	10	231	23.1	Livingston	11	154	14.0
Delta State	11	227	20.6	North AL	11	165	15.0
Miss Coll	11	223	20.3	Jax State	10	169	16.9
Jax State	10	190	19.0	VSC	10	178	17.8
UT-Martin	11	202	18.4	Delta State	11	220	20.0
North AL	11	191	17.4	UT-Martin	11	221	20.1
Livingston	11	171	15.5	Miss. Coll	11	224	20.4
West GA	11	132	12.0	West GA	11	293	26.6

SCORING DEFENSE

RUSHING DEFENSE

SCHOOL	G	ATT	YDs	ATT AVG	GAME AVG	TD
Troy State	11	405	1246	3.1	113.3	4
Livingston	11	471	1379	2.9	125.4	12
North AL	11	498	1518	3.0	138.0	9
VSC	10	433	1550	2.7	155.0	10
Miss. Coll	11	454	1747	3.8	158.8	18
UT-Martin	11	530	1854	3.5	168.5	14
Delta State	11	525	1989	3.8	180.8	18
Jax State	10	446	1834	4.1	183.4	19
West GA	11	513	2402	4.7	218.4	24

INDIVIDUAL RUSHING

PLAYER/SCHOOL	G	ATT	YDs	ATT AVG	GAME AVG	TD
Londale Bankston, DSU	11	175	1120	6.4	101.8	9
Fred McAfee, MC	10	140	873	6.2	87.3	10
John Burch, UTM	11	150	796	5.3	72.4	1
Stevie Young, WGC	11	172	773	4.5	70.3	3
Tony Jackson, TSU	11	141	758	5.4	68.9	7

TOTAL OFFENSE

SCHOOL	G	ATT	YDs	ATT AVG	GAME AVG	TD
Troy State	11	792	4778	6.0	434.4	43
UT-Martin	11	773	3917	5.1	356.1	26
Delta State	11	750	3817	5.1	347.0	29
VSC	10	652	3246	5.0	329.6	30
Livingston	11	830	3532	4.3	321.1	21
Jax State	10	645	2892	4.5	289.2	23
Miss. Coll	11	723	3179	4.4	289.0	27
West GA	11	699	2643	3.8	240.3	15
North AL	11	684	2536	3.7	230.5	17

INDIVIDUAL PASSING

PLAYER/SCHOOL	G	ATT	COMP	INT	TDs	CperG	TD
Leon Reed, UTM	10	273	174	13	1791	17.4	10
Kenneth Jones, LU	10	278	142	14	1684	14.2	7
Alton Marshall, DSU	11	276	129	13	2110	11.7	14
Dave Barker, WGC	8	183	87	11	934	10.9	8
Lonnie Mister, UNA	10	141	73	8	977	7.3	4

TOTAL DEFENSE

SCHOOL	G	ATT	YDs	ATT AVG	GAME AVG	TD
Livingston	11	737	2811	3.8	255.5	18
North AL	11	723	2924	4.0	265.8	20
Troy State	11	699	3137	4.5	285.1	14
Miss. Coll	11	699	3154	4.5	286.7	26
VSC	10	701	3114	4.3	311.4	20
Jax State	10	673	3268	4.9	326.8	24
UT-Martin	11	791	3807	4.8	346.1	25
Delta State	11	760	4346	5.7	395.1	35

INDIVIDUAL RECEIVING

PLAYER/SCHOOL	G	CGT	YDs	AVG GAIN	CGT GAME	TD
William Mackall, UTM	11	90	792	8.8	8.2	5
Lorenzo Graham, LU	11	56	784	14.0	5.1	4
Henry Allen, UTM	10	48	561	11.7	4.8	4
John Burch, UTM	11	47	402	8.6	4.3	4
Randy Fisher, VSC	10	36	585	16.3	3.6	6

INDIVIDUAL TOTAL OFFENSE

PLAYER/SCHOOL	G	ATT	RUSH YDs	PASS YDs	TOTAL YDs	GAME AVG
Leon Reed, UTM	10	395	315	1791	2106	210.6
Alton Marshall, DSU	11	420	-13	2110	2097	190.6
Kenneth Jones, LU	10	329	104	1684	1788	178.8
Mike Turk, TSU	11	262	614	1229	1843	167.5
Londale Bankston, DSU	11	175	1120	0	1120	101.8

PASSING OFFENSE

SCHOOL	ATT	COMP	INT	PCT	YDs	AVG	TD
UT-Martin	400	244	19	.610	2431	221.0	16
Delta State	284	132	13	.468	2151	195.5	14
Livingston	347	166	19	.478	1943	176.6	7
VSC	180	99	12	.550	1473	147.3	14
Troy State	193	95	9	.492	1588	144.4	11
North AL	253	123	10	.486	1452	132.0	6
West GA	236	115	17	.487	1364	124.0	10
Miss. Coll	178	89	9	.500	1056	96.0	4
Jax State	153	71	5	.464	875	87.5	2

SCORING

PLAYER/SCHOOL	G	TD	PAT	FG	PTS	AVG
Ted Clem, TSU	11	0	45	13	82	7.5
Fred McAfee, MC	10	10	0	0	60	6.0
Ashley Kay, JSU	10	0	17	11	51	5.1
Londale Bankston, DSU	11	9	0	0	54	4.9
Shane Stewart, MC	11	0	25	8	49	4.5

INTERCEPTIONS

PLAYER/SCHOOL	NO	YDS
Pat Cheatham, DSU	6	65
Kenneth Watson, LU	5	0
8 Players Tied With 4		

PUNTING

PLAYER/SCHOOL	NO	YDs	AVG
Scott DeMott, UNA	79	3302	41.8
Garey Waiters, JSU	57	2273	39.9
Glenn Klava, TSU	35	1359	38.8
Keith Shumaker, DSU	64	2422	37.8
Joey Elmore, UTM	64	2418	37.8

PASSING DEFENSE

SCHOOL	ATT	COMP	INT	PCT	YDs	AVG	TD
North AL	225	89	11	.396	1406	127.8	11
Miss. Coll	245	125	17	.510	1407	127.9	8
Livingston	266	117	20	.450	1432	130.2	6
Jax State	227	121	10	.537	1434	143.4	5
VSC	268	131	17	.489	1564	156.4	10
Delta State	281	163	17	.580	1890	171.8	11
Troy State	294	148	12	.503	1891	171.9	10
West GA	247	145	13	.587	1942	176.5	11
UT-Martin	26		137	.17	.525	1953	177.511


PUNT RETURNS


PLAYER/SCHOOL	NO	YDs	AVG	PLAYER/SCHOOL	NO	YDs	AVG
Randy Fisher, VSC	19	192	10.1	Darrell Malone, JSU	9	352	28.0
Rodney Jones, UNA	16	151	9.4	Nathaniel Bolton, MC	13	359	27.6
Donnie Milloy, MC	8	71	8.9	Clifford Scott, VSC	16	435	27.2
Kevin Locastro, DSU	21	148	7.0	Lorenzo Graham, LU	10	271	27.1
Darin Habersham, WGC	17	118	7.0	Titus Dixon, TSU	25	663	26.5

KICKOFF RETURNS



VSC
GIRLS





VALDOSTA STATE COLLEGE

Valdosta State College, which first opened its doors to students January 2, 1913 as the South Georgia State Normal College for young ladies, is a multi-purpose unit of the University System of Georgia.


The beautiful, south Georgia college offers undergraduate degree work leading to the Associate of Applied Science, the Associate of Arts, the Bachelor of Arts in 13 major programs, the Bachelor of Science in 9 major programs, the Bachelor of Science in Criminal Justice, the Bachelor of Science in Nursing, the Bachelor of Science in Education in 7 major programs, the Bachelor of Business Administration in 6 major programs, the Bachelor of Fine Arts in 5 major programs, and the Bachelor of Music in 2 major programs.

Graduate degrees offered are in English, history and mathematics, the Master of Science with majors in psychology and sociology, the Master of Business Administration, Master of Public Administration, Master of Science in Nursing, the Master of Music Education, and the Education Specialist in 9 major programs.

New baccalaureate and graduate degree programs are added from time to time to meet the needs of the population served by the college.

A special act of the Georgia Legislature established the institution of higher learning in 1906. It was not until 1911, however, that the state appropriated \$30,000 for one building and equipment. The city of Valdosta, enthused over the idea of having a college in their city, gave a campus of 60 acres and \$50,000 in money. In 1912, the future of the institution was assured when the Legislature granted it adequate annual appropriation for maintenance.

In 1922, the school's name was changed to Georgia State Womans College and a four-year program leading to the bachelor's degree was authorized. In 1950, the Board of Regents made the college coeducational and also changed the name to Valdosta State College.




DR. HUGH C. BAILEY PRESIDENT

Valdosta State College has firmly established itself as one of the state's leading institutions of higher learning since Dr. Hugh C. Bailey became the school's sixth president on July 1, 1978.

The 59-year-old Berry, AL, native firmly believes in academic excellence and athletic excellence and has added programs in both areas to further enhance the attractiveness of Valdosta State to prospective students. In his ten-year tenure, enrollment has increased more than any other school outside metropolitan Atlanta as Valdosta State continues to serve an ever-increasing geographical area.

Dr. Bailey considers athletics to be an integral part of the total picture of Valdosta State and stays completely informed concerning developments in the entire athletic program. He promoted the initiation of a football program at VSC seven years ago, and when it was overwhelmingly approved by student referendum he gave it his full support.

Dr. Bailey came to Valdosta State from Francis Marion College in Florence, S.C., where he was vice president for academic affairs and dean of the college. He went to Francis Marion from Samford University in Birmingham where he joined the faculty of the Department of History and Pol-



itical Science in 1953. He was at Samford for 22 years, the last five as Dean of the College of Arts and Sciences.

He earned the A.B. degree from Samford in 1950 and his master's and Ph.D. degrees from the University of Alabama in 1951 and 1954 respectively. He is a member of numerous civic and professional organizations and has published more than 25 articles in various professional journals. He is also the author of six books.

Dr. Bailey is married to the former Ahleida Joan Seever of Mobile, AL, and has two daughters, Debra Jane, a senior at the University of Georgia, and Laura Joan, a freshman at Florida State University.



COMPOSITE SCHEDULE OF 1988 OPPONENTS

*Night Game (HC) Homecoming	Sept. 3	Sept. 10	Sept. 17	Sept. 24	Oct. 1	Oct. 8	Oct. 15	Oct. 22	Oct. 29	Nov. 5	Nov. 12
Valdosta State	Open	Ft. Valley State* Brunswick	at UT-Martin	Jacksonville State	at Troy State*	Livingston	at West Georgia	Central Florida (HC)	Mississippi College	at Delta State	North Alabama
Ft. Valley	Open	VSC*	Morehouse	Morris Brown	at Clark	Albany State	at Alabama A&M*	at Central State	Tuskegee (HC)	at Savannah State	Kentucky State
UT-Martin	at Murray State*	Henderson State*	VSC	at Mississippi College	Delta State (HC)	at North Alabama	at Samford	Jacksonville State	at Troy State	Livingston	at West Georgia
Jacksonville State	Samford*	Alabama A&M* (Birmingham)	West Georgia*	at VSC	Mississippi College (HC)	at Delta State	North Alabama	at UT-Martin	Open	Troy State*	at Livingston
Troy State	Southeast Missouri State	Livingston*	at Central Florida	at West Georgia	VSC*	at Mississippi College	Delta State*	at North Alabama*	Open	UT-Martin (HC)	at Jacksonville State
Livingston	East Texas State	at Troy State	at Elon	at Samford	West Georgia*	at VSC	Mississippi College (HC)	at Delta State	North Alabama*	at UT-Martin	at Jacksonville State
West Georgia	Open	at Central Florida	at Jacksonville State	Troy State	at Livingston*	Samford	VSC	at Mississippi College	Delta State (HC)	at North Alabama	UT-Martin
Central Florida	Rehman-Cookman* 9/2	West Georgia*	Troy State*	at E. Tennessee State*	North Alabama*	New Haven*	Southern Connecticut State (HC)	at VSC	Georgia Southern*	at Liberty	at Eastern Kentucky
Mississippi College	at McNeese State*	at North Alabama*	Southeast Missouri State*	UT-Martin*	at Jacksonville State	Troy State*	at Livingston	West Georgia (HC)	at VSC	at Lamar*	at Delta State
Delta State	at Arkansas State*	at Southern Arkansas*	at Henderson State	North Alabama	at UT-Martin	Jacksonville State	at Troy State*	Livingston (HC)	at West Georgia	VSC	at Mississippi College
North Alabama	Alabama A&M	Mississippi College	Open	at Delta State*	at Central Florida*	UT-Martin (HC)	at Jacksonville State	Troy State*	at Livingston	West Georgia	at VSC



Qty: 1,500

Cost: \$3,000

VALDOSTA STATE BLAZERS NUMERICAL ROSTER

No.	Name	Pos.	Ht.	Wt.	Class	Hometown
1	Stonewall Jackson	WB	5-9	160	Jr.	Thomasville, Ga.
3	Jimmy Brookins	SS	6-2	195	Fr.	Monticello, Fla.
4	Darrell Funderburk	QB	5-11	178	Fr.	Moultrie, Ga.
5	Jeff Hanton	SS	5-8	167	Jr.	Brunswick, Ga.
6	Dennis Smith	CB	5-11	170	Jr.	Albany, Ga.
9	Mark Dace	QB	5-10	190	So.	Lake City, Fla.
10	William Massey	WB	5-11	190	Fr.	Monticello, Fla.
11	Wilbur Williams	WB	5-8	177	So.	Woodbine, Ga.
12	Doug Hunter	QE	6-0	190	Sr.	Gainesville, Fla.
13	Jimmy Francis	FS	5-8	161	Sr.	Thomasville, Ga.
14	Terry Mallory	QB	6-1	190	Jr.	Tampa, Fla.
15	Lee Mathis	FS	5-11	183	Fr.	Albany, Ga.
18	Geoff Walters	QB	6-2	205	So.	Birmingham, Ala.
20	Tony Williams	WB	5-7	152	Fr.	Perry, Fla.
21	Dallis Smith	CB	5-11	165	Jr.	Albany, Ga.
22	Drew Sauls	WR	5-8	159	Jr.	Callahan, Fla.
23	Dwight Cain	CB	5-10	170	Jr.	Atlanta, Ga.
24	Albert Ghant	CB	5-10	147	Fr.	Panama City, Fla.
25	Calvin Orr	CB	5-7	147	Fr.	Valdosta, Ga.
26	Fitzgerald Williams	CB	5-10	181	So.	Blackshear, Ga.
28	Ben Reaves	FB	6-1	211	Jr.	Valdosta, Ga.
30	Terrence Brisbon	WB	5-7	170	So.	Jacksonville, Fla.
31	Keith Moore	K	6-1	190	Jr.	Augusta, Ga.
32	Tony Alien	WB	5-10	191	Fr.	Lake City, Fla.
33	Max Vickers	FB	5-10	196	Jr.	Douglas, Ga.
34	Jerome Jackson	FB	5-11	213	Jr.	Quitman, Ga.
35	Timmy Massey	SS	5-11	182	Sr.	Woodbine, Ga.
36	Donnie Harrell	WB	5-6	160	Fr.	Middleburg, Fla.
38	Jeff Hooks	CB	5-10	192	So.	Gainesville, Fla.
40	Scott Mowry	LB	6-2	211	Fr.	Marietta, Ga.
41	Michael Williams	WB	5-10	166	Fr.	Plant City, Fla.
42	Greg Hoven	WR	6-4	181	So.	Birmingham, Ala.
43	Wayne Gallman	WB	5-11	176	Fr.	Jacksonville, Fla.
44	Vince Capece	LE	6-1	227	Sr.	Tallahassee, Fla.
45	Patrick Wright	LB	6-1	188	Fr.	Hazlehurst, Ga.
46	Eric Clark	FB	5-11	199	Fr.	Brunswick, Ga.
47	Freddie Thomas	LB	5-11	226	So.	Albany, Ga.
48	Charles Mitchell	LB	6-2	196	So.	Hazlehurst, Ga.
49	Leon Farmer	LB	5-10	208	Fr.	Athens, Ga.
50	Ray Lloya	C	6-1	246	Jr.	Valdosta, Ga.
51	Jon Reaves	LB	5-10	205	Fr.	Valdosta, Ga.
52	Andy Blanchard	LB	6-2	221	Sr.	Seminole, Fla.
53	Bill Wilhelm	C	6-1	217	Jr.	Umatilla, Fla.
54	Donald Hazel	C	6-0	248	Fr.	Adel, Ga.
55	Larry Tatum	C	6-3	237	So.	Birmingham, Ala.
56	Terrence Green	NG	6-0	218	So.	Jacksonville, Fla.
58	Mike Sellars	OG	6-3	218	Fr.	Leesburg, Fla.

88

No.	Name	Pos.	Ht.	Wt.	Class	Hometown
60	Keith Bonnell	OT	6-1	276	Jr.	Dalton, Ga.
61	Dana Fender	OG	5-11	206	Fr.	Quitman, Ga.
62	Chuck Dunmon	OT	6-4	247	Sr.	Americus, Ga.
63	Clay NeSmith	DT	6-5	245	Fr.	Thomasville, Ga.
64	Oliver Blount	NG	6-1	234	Fr.	Thomasville, Ga.
65	Jimmy Brooks	OT	6-4	304	Fr.	Atlanta, Ga.
66	Dan Strickland	NG	6-2	228	Jr.	Patterson, Ga.
67	Sammie Price	DT	6-1	265	Fr.	McCalla, Ala.
68	David Frymire	OG	6-0	230	Fr.	Pensacola, Fla.
69	Charles Brooks	DT	5-11	242	Fr.	Crystal River, Fla.
70	James Gibson	DT	6-0	252	Jr.	Brunswick, Ga.
71	R.D. Swain	OG	6-1	233	Jr.	Cario, Ga.
72	Bryan Banks	OG	6-2	242	So.	Albany, Ga.
73	Don Pumphrey	OT	6-5	276	Sr.	Tallahassee, Fla.
74	Buddy Ratledge	OT	6-3	277	Jr.	Sweetwater, Tenn.
75	Buck Murray	NG	5-10	290	Fr.	Morrow, Ga.
77	John Norris	OG	6-3	254	So.	Moultrie, Ga.
78	Jerry Randall	DT	6-4	233	Sr.	Birmingham, Ala.
79	Dean Siegel	LB	6-3	222	Sr.	Miami, Fla.
80	Darrien Teals	WR	5-7	145	Fr.	Tifton, Ga.
82	Kevin Gray	WR	6-1	198	Sr.	Fairhope, Ala.
83	Arthur Webb	WE	5-10	192	So.	Jacksonville, Fla.
84	Anthony Mitchell	WR	5-8	174	Fr.	Griffin, Ga.
85	Wayne Hamm	WR	6-2	229	Sr.	Gray, Ga.
87	Cary Cody	WB	5-11	192	Jr.	Pelham, Ga.
88	Jessie Tuggle	LB	5-11	226	Jr.	Griffin, Ga.
90	William Collier	DT	6-1	237	So.	Valdosta, Ga.
92	Eric Faulkner	LB	6-1	193	So.	Gainesville, Ga.
93	Keith Reddings	LB	6-1	211	Jr.	Brunswick, Ga.
94	Tony Grant	WR	5-10	163	Fr.	Savannah, Ga.
95	Tony Ross	WR	5-9	140	Fr.	LaGrange, Ga.
99	Jay Walls	DT	6-3	250	Sr.	Panama City, Fla.