


# VSTU




*All-America Quarterback  
Chris Hatcher*

# TOP



*Linebacker  
Erasmus Harvey*



*Fullback  
Dominique Ross*



## SPORTS OUTLETS

Randy Kennedy  
*Valdosta Daily Times*  
P.O. Box 968  
Valdosta, GA 31698  
912/244-1880

Chris Beckham  
*Valdosta Daily Times*  
P.O. Box 968  
Valdosta, GA 31698  
912/244-1880

Daniel Shirley  
*Valdosta Daily Times*  
P.O. Box 968  
Valdosta, GA 31698  
912/244-1880

Greg McIlvain  
*Valdosta Daily Times*  
P.O. Box 968  
Valdosta, GA 31698  
912/244-1880

Mike Chason  
Public Relations  
Abraham Baldwin College  
Tifton, GA 31794  
912/386-3264

Larry Dennis  
FTU Sports  
P.O. Box 1949-F  
Jacksonville, FL 32231  
904/359-4246

Nico Van Thyn  
FTU Sports  
P.O. Box 1949-F  
Jacksonville, FL 32231  
904/359-4246

Earnest Reese  
Atlanta J-C Sports  
P.O. Box 4689  
Atlanta, GA 30302  
404/526-5794

Sports Editor  
*The Spectator*  
Valdosta State University  
Valdosta, GA 31698  
912/333-5685

Bill Muntz  
Communication Arts  
Valdosta State University  
Valdosta, GA 31698  
912/333-7156

John Rodriguez  
WVLD  
P.O. Box 1327  
Valdosta, GA 31603  
912/244-8642

College Writer  
*Macon Telegraph Sports*  
P.O. Box 4167  
Macon, GA 31213  
912/744-4302

# TO THE WORKING MEDIA

## PRESS BOX

Cleveland Field, the football home of Valdosta State's Blazers, is topped on the south side by a two-level press box with adequate seating on the lower level for about 12 writers. Broadcasters, film crews and photographers use the upper level which is accessible only by ladder type steps.

Sports Editor  
*Times-Enterprise Sports*  
P.O. Box 650  
Thomasville, GA 31792  
912/226-2400

Sports Editor  
*Observer Sports*  
P.O. Box 889  
Moultrie, GA 31768  
912/985-4545

Mark Holland  
*Gazette Sports*  
P.O. Box 708  
Tifton, GA 31794  
912/382-4321

Mark Lastinger  
*Herald Sports*  
P.O. Box 48  
Albany, GA 31703  
912/888-9305

Sports Editor  
*Waycross Journal Herald*  
P.O. Box 219  
Waycross, GA 31501  
912/283-2244

Scott Atwell  
WCTV-TV Sports  
P.O. Box 3048  
Tallahassee, FL 32303  
904/893-2126

Jim Wallace  
WALB-TV Sports  
P.O. Box 3130  
Albany, GA 31708  
912/883-0154

John Lastinger  
P.O. Box 40  
Valdosta, GA 31603

## PRESS BOX SERVICES

Standard services are provided for media personnel - flip cards, cumulative statistics, media guides, programs, play-by-play accounts at the conclusion of each quarter, abbreviated statistics at halftime and complete final statistics as soon as possible at the end of the game. Ample telephone service is available. Soft drinks and a snack will be served.

## MEDIA CREDENTIALS

Contact Steve Roberts, SID, for press passes as far in advance as possible. Passes will be mailed if time permits. If not, they will be left at the Will Call table at the southeast corner of Cleveland Field. The passes will be at the Will Call table an hour and a half before kickoff.

## MEDIA PARKING

Parking for the media is available in a lot adjacent the southeast gate at Cleveland Field. Parking passes will be mailed with credentials.

## RADIO

Valdosta State has a radio booth for WVLD, the originating station for the Blazer Football network. A modular plug phone line is provided the official broadcast team of the opponent for each game. The visiting radio crew should obtain permission and credentials in advance from Steve Roberts, SID. Gulf South Conference opponents are provided the phone line at no charge.

Other opponents are charge a \$50 fee. The visiting radio phone number as well as a trouble number will be given on request.

## SCOUTS

Requests for scouting credentials should be made directly to Steve Roberts, SID, early during the week of the game to be scouted.

## OFFICES

Offices of all football coaches are located in the old gymnasium, which also houses the football field-house. All other athletic offices, including the sports information and ticket offices, are located in the physical education complex.

## CREDITS

Writer/Editor:  
Steve Roberts  
Design & Type:  
Vision Advertising &  
Design, Tallahassee, FL  
Printing:  
Colonial Press  
International, Miami, FL

## MAILING ADDRESS

Steve Roberts  
Sports Information Director  
Athletic Department  
Valdosta State University  
Valdosta, GA 31698

## PHOTO CREDITS

Many thanks to Valdosta Daily times photographer Paul Leavy and free lance photographers Ryals Lee of Tallahassee and Ken Klanicki, Bob Lupinek and Jack Rowe of Valdosta for their time and talent which produced the photos in this media guide.



## FOOTBALL CONTACTS



**STEVE ROBERTS**  
SID  
O: (912) 333-5890  
H: (912) 244-6560



**HERB REINHARD**  
Athletic Director  
O: (912) 333-5890  
H: (912) 241-8504



**HAL MUMME**  
Head Coach  
O: (912) 333-5844  
H: (912) 244-1909



**MIKE MAJORS**  
Asst. Head Coach  
O: (912) 333-5844  
H: (912) 333-0109

## ATHLETIC STAFF

Position/Name	Telephone	
	Office	Home
Faculty Athletic Rep		
Bobby Tucker	333-7161	794-3649
Athletic Director,		
Herb Reinhard	333-5890	241-8504
Secretary,		
Debbie Bennett	333-5890	unlisted
Athletic Development Director,		
Bill England	333-5890	242-7413
PE/Athletics Department Head		
Dr. John Merriman	333-7161	242-8612
Secretary,		
Gayle Brooks	333-7161	247-0389
Baseball,		
Tommy Thomas	333-5890	242-2577
Assistant, Pete Meyer	333-7161	241-7168
Basketball (Men),		
James Dominey	333-5890	242-0752
Assistant, Scott Moe	333-5890	244-6437
Basketball (Women),		
Jane Williamson	<b>333-5890</b>	245-8621
Assistant,		
Angie Dilliner	333-5890	244-0698
Cross Country,		
Johnny Lancaster	333-5890	247-7246
Football, Hal Mumme	333-5844	244-1909
Secretary,		
Marilou Butler	333-5844	242-4726
Golf, Nicky Balanis	247-0430	247-4033
Maintenance, Travel,		
Larry Lampert	333-5890	244-7188
Softball, Ron Durante	333-5461	244-9401
Sports Information,		
Steve Roberts	333-5890	244-6560
Tennis, John Hansen	333-5890	244-4790
Ticket Manager		
Bill England	333-5844	242-7413
Trainer, Jim Madaleno	333-7161	241-0516
Assistant,		
Bobby Tucker	333-7161	794-3649
Assistant,		
Michele Garber	<b>333-7161</b>	<b>245-1667</b>

## FOOTBALL STAFF

Head Coach \_\_\_\_\_ Hal Mumme  
 Alma Mater \_\_\_\_\_ Tarleton State, 1975  
 Collegiate Record \_\_\_\_\_ 38-17-1, 5 years  
 Record at VSU \_\_\_\_\_ 13-7-1, 2 years  
 Office Phone \_\_\_\_\_ (912) 333-5844  
 Home Phone \_\_\_\_\_ (912) 244-1909  
 Best Time to Call \_\_\_\_\_ Mornings

Assistant Coaches

Assistant Head Coach,

Defensive Coordinator \_\_\_\_\_ Mike Majors  
 Offensive Coordinator \_\_\_\_\_ Mike Leach  
 Offensive Backs \_\_\_\_\_ Scott Preston  
 QBs, Receivers \_\_\_\_\_ Dana Holgorsen  
 Secondary \_\_\_\_\_ Joe Salas  
 Defensive Line \_\_\_\_\_ Mike Fanoga

Athletic Trainer \_\_\_\_\_ Jim Madaleno  
 Assistant Trainers \_\_\_\_\_ Bobby Tucker,  
 Michele Garber

Football Secretary \_\_\_\_\_ Marilou Butler

## VALDOSTA STATE AT A GLANCE

Location \_\_\_\_\_ Valdosta, Ga.  
 Enrollment \_\_\_\_\_ 9,300  
 President \_\_\_\_\_ Dr. Hugh C. Bailey  
 Athletic Director \_\_\_\_\_ Herb Reinhard  
 Football Coach \_\_\_\_\_ Hal Mumme  
 Athletic Affiliation \_\_\_\_\_ Gulf South  
 \_\_\_\_\_ Conference,  
 NCAA Division II

Nickname \_\_\_\_\_ Blazers  
 Colors \_\_\_\_\_ Red and Black  
 Stadium \_\_\_\_\_ Cleveland Field  
 (11,500, natural turf)

## TABLE OF CONTENTS

Athletic, Football Staffs  
**1**

Valdosta State University  
**2-3**

Athletic Director  
**4**

Head Coach  
**6-7**

Assistant Coaches  
**8-12**

Weight Room  
**13**

Outlook  
**14-15**

Awards, Honors  
**16**

Player Bios  
**18-29**

VSU In Pictures  
**30-32**

Rosters  
**33**

Signees  
**34**

Opponents  
**36-41**

Travel Itinerary  
**41**

Reviewing 1993  
**42-46**

Records  
**48-52**

All-Americans  
**53**

Lettermen  
**54-55**

Gulf South Conference  
**56-57**

Radio & Television  
**58**

Cleveland Field  
**59**

Sports Medicine  
**60**

Composite Schedule  
**IBC**

**FAX: 912-333-5972**

# VALDOSTA STATE UNIVERSITY

## Simply A Great Choice



**Valdosta** State University is not a small school. Well over 9000 graduate and undergraduate students attend, making it big enough to offer 94 degree programs, yet small enough to offer individualized attention maintaining a student to faculty ratio of 22 to 1. Classes at VSU are small enough to allow plenty of communication between faculty and students. That's unusual at many state schools.

Valdosta State was elevated to regional university status July 1, 1993. As a

regional university, VSU is expanding its mission to meet the growing needs of the region. When it comes to academics, Valdosta State is what many other colleges wish they were...a close knit community of professors and students who learn from one another in an academic setting second to none. VSU is committed to maintaining a strong teaching faculty. The professors know their subject matter and present it in imaginative and stimulating ways. They care about their students and challenge them to fulfill their academic potential.

Valdosta State, being a multi-purpose institution, is likely to have the academic major most

students are seeking. The university offers programs you would expect to find at almost any college, but a number of programs that are usually found only at major universities are also offered. For example, consider the possibilities of studying astronomy; radio, television and film; sports medicine; computer science; special education; nursing, or enrolling in the largest speech and language pathology program in the state of Georgia.


The experience and qualifications of

Valdosta State's faculty are impressive. More than 300 men and women compose the faculty, and more than 70 percent hold the terminal degree in their field. They choose to teach at VSU because it's the kind of university where they can make a difference. When their work in the classroom is completed, they can still be found to counsel students concerning career opportunities.

At VSU, great pride is taken in the physical appearance of the everexpanding campus. First-rate



*West Hall, located in the center of Valdosta State University's main campus, houses the offices of the president and vice president for academic affairs as well as several academic departments.*



Valdosta State students Wendy Dowling from Waycross and David Glisson from Savannah stand in front of one of the residence halls on main campus. An example of the university's Spanish Mission architecture, including the landmark West Hall Dome, is in the background.

laboratories, state of the art computer facilities, an impressive library and modern residence halls dot the campus, which includes 27 air-conditioned buildings. The architecture and landscaping of the campus are uniform and uniquely attractive.

The location is ideal...15 miles above the Georgia-Florida line on Interstate 75 within easy driving distance of the beaches, resorts and

recreational areas of Georgia and Florida. Valdosta, the "Azalea City", is Georgia's ninth largest city and the center of Lowndes County which has a population of more than 80,000. Valdosta, which means "Vale of Beauty", is certainly deserving of its name. The mild climate, friendly people and natural beauty of the area make this simply a great choice for continuing your education.

## DR. HUGH C. BAILEY PRESIDENT

Valdosta State University has firmly established itself as one of the state's leading institutions of higher learning since Dr. Hugh C. Bailey became the school's sixth president on July 1, 1978.

He worked tirelessly for many years to make Valdosta State the hallmark institution of higher education in the south Georgia region, and his efforts were realized July 1, 1993 when Valdosta State officially became the state's second regional university.



The Berry, Ala., native firmly believes in academic excellence and athletic excellence and has added programs in both areas to further enhance the attractiveness of Valdosta State to prospective students. In his 16-year tenure, enrollment has steadily increased as Valdosta State continues to serve students in the 41-county south Georgia area

as well as other sections of the state, the United States and many foreign countries.

Dr. Bailey considers athletics to be an integral part of the total picture of Valdosta State and stays completely informed concerning developments in the entire athletic program. He promoted the initiation of a football program at VSU 13 years ago, and when it was overwhelmingly approved by student referendum he gave it his full support.

Dr. Bailey came to Valdosta State from Francis Marion College in Florence, S.C., where he was vice president for academic affairs and dean of the college. He went to Francis Marion from Samford University in Birmingham where he joined the faculty of the Department of History and Political Science in 1953. He was at Samford for 22 years, the last five as Dean of the College of Arts and Sciences.

He earned the A.B. degree from Samford in 1950 and his master's and Ph.D. degrees from the University of Alabama in 1951 and 1954 respectively. He is a member of numerous civic and professional organizations and has published more than 25 articles in various professional journals. He is also the author of six books.

Dr. Bailey is married to the former Ahleida Joan Seever of Mobile, Ala., and has two daughters, Debra Jane Helwig, a graduate of the University of Georgia, and Laura Joan Singletary, a graduate of Florida State University.

# ATHLETIC DIRECTOR Herb Reinhard

**Valdosta** State University athletics has made great strides forward in the short time Herb Reinhard has been in charge of the 10-sport Division II program. Reinhard joined the Valdosta State athletic family in December 1991, coming from Florida A&M University where he was assistant athletic director in charge of marketing and promotions.

The personable Winter Park, Fla., native directed a program which enjoyed a banner season on the playing fields and courts, and one which made major advances in area of fund-raising and corporate sponsorship.

"I am pleased with our accomplishments during the past year but I by no means am satisfied," Reinhard said. "The fact our football team won the second most games in school history and all our spring sports again performed extremely well at the regional and national level was a major highlight of the year. I think we recruited some

more fans and some more support. Now it is very important to continue building on that in the years ahead."

Reinhard, 37, spent much of his first 30 months on the job turning potential supporters of VSU athletics into active supporters of the program. The list of corporate sponsorships has passed 70, and his aggressive season ticket campaign for football, basketball and baseball has paid dividends.

"We made some inroads, but we still have miles to go. We must continue to present an exciting, appealing product which people want to come out to see. We have so much to offer the south Georgia-north Florida area in the way of entertainment and education. I feel very fortunate to be a part of this institution. Now that university status has been accomplished, we will be making an




even larger impact on this region."

Reinhard has an undergraduate degree in business from Florida

A&M, where he was a two-time all-conference place-kicker, and a master's degree in sports administration from Florida State. He began his career at


Florida A&M in 1979 where he was women's sports information director for six years before taking over athletic marketing and development in 1986. He was promoted to assistant athletic director in 1990.

Reinhard is married, and he and his wife Linda have a son, Herb IV and daughter, Rebecca Joy, born last April.



The Reinhards, Herb, Linda, Herb IV and Rebecca.

# COACHES



# HEAD COACH

## Hal Mumme



**Hal** Mumme, the fourth head football coach in Valdosta State's 12-year grid history, enters his third season with a somewhat different philosophy than either of his first two years as the Blazer head man. As always, he remains upbeat and positive, but with his system firmly in place, the approach will be more businesslike this fall.

His two previous teams have been exciting and record-setting, offensively and defensively, and he expects the 1994 squad to surpass both of those editions in excitement for Blazer fans, who came out in near record numbers a year ago. But more than ever, the goal is the Gulf South Con-

ference championship and with it a bid to the 16-team national playoffs.

"Without question we were one of the best 16 teams in the country last year," Mumme said, "but the selection committee insists on equal regional representation. For the first time in many years only one Gulf South Conference school was invited, and North Alabama went on to win the national title. Anyone who saw our game with UNA last year knows how close we are to taking that final step."

The 42-year-old Texan (a native of San Antonio) believes the program is on track to make its most serious run at the playoffs this season. The ingredients – 49 returning lettermen, 17 returning starters (10 on a defense which led the GSC in three categories in 1993), a solid kicking game and some key recruiting additions – are in place to prove him right.

"Much like last

year, I'm excited about the potential of this football team," Mumme said, "but also like last year, it means nothing unless we go out and perform up to that potential. We didn't do that all the time last season. That is the challenge we all must accept."

Mumme is the architect of a high-powered, pass-dominated offense which is always exciting and many times explosive. When executed properly, it is an extremely efficient offense which puts a lot of points on the board. That efficiency was much more apparent last season than it was in 1992, and Mumme expects an even better oiled machine this year.

"While this offense is not difficult, it is different and takes time to fully understand. Most of this group has had two full seasons and three spring practices to learn it. Of course the quarterback is the key, and we have the best one in the country in Chris Hatcher. That was so apparent last spring the way he moved the



*Coach Mumme with his wife June.*



ball against our defense, which I think is outstanding.”

Mumme thinks this team will be the most balanced offensively and defensively than any he has fielded at VSU. “We filled a lot of holes on defense last year and made some position moves in the spring which further stabilized that side of the ball. We should be very good on defense.”

Mumme is a 1975 graduate of Tarleton State in Texas where he was a wide receiver. He began his coaching career in a couple of Texas high schools before becoming quarterbacks and receivers coach at West Texas State in 1980. He moved to Texas-El Paso as offensive coordinator in 1982, then returned to the high school ranks as head coach at Copperas Cove (Texas) High School in 1986.

After rebuilding that program, he took the Iowa Wesleyan job in 1989, inheriting a team which went 0-10 in 1988 and was returning only three players. He immediately turned the program around, going 7-4 in 1989 and 8-4 in 1990. In 1991 he moved the program up to NAIA Division I and directed IWC to a 10-2 record and a No. 7 national ranking.

## CAREER HIGHLIGHTS

**Age:** 42

**Hometown:** San Antonio, Texas

**College:** Tarleton State (Texas)

**Wife:** June

**Children:** Matt, Karen, Leslie

**Career Highlights:** Taking over a winless program at Iowa Wesleyan in 1989 and turning it into a big winner. Directing his two Valdosta State teams to second place finishes in the Gulf South Conference, just missing the Division II national playoffs. 1992 team tied or broke 37 school and nine conference records, and 1993 team broke 67 school, 22 conference and five national records.



“ I’m excited about this team’s potential... but we must perform up to that potential. ”



Always a proponent of a wide open offensive attack, Mumme’s 1990 team led the nation in pass offense and his 1989 and 1991 clubs ranked second, setting numerous records along the way. Last year’s team ranked fourth in D-II in passing and fifth in scoring.

Mumme is married to the former June Leslie, who is the marketing director for Valdosta Mall, and they have three children, Matt, 18, who will be a freshman quarterback on this year’s team, Karen, 16, and Leslie, 10.



# ASSISTANT HEAD COACH & Defensive Coordinator, Mike Majors



**After** taking the Valdosta State head job, Hal Mumme immediately put in a call to Mike Majors to join him on a football staff for the fourth time.

Majors, 42, has coached offensive backs and tight ends at Stephen F. Austin State the last two years, but was Mumme's defensive coordinator in 1989 at Iowa Wesleyan. He

also worked under Mumme at Copperas Cove High School and was on the staff with

him at Texas-El Paso.

His 1993 defense led the Gulf South Conference in scoring defense, passing defense and total defense and was second in rushing defense,

and 10 of those starters as well as 13 other defensive lettermen return. He will return to coaching the linebackers this season after working with the secondary in 1993.

A 1973 Stephen F. Austin State graduate, Majors was an all-state player at New London (Texas) High School before going to Kilgore (Texas) Junior College where he was

an all-conference selection on the national championship team.

He played on a Sugar Bowl champion team at Arkansas before transferring to Stephen F. Austin State, where he has also earned a master of education degree.

Majors is married, and his wife, Laura, works for VSU's dean of the College of Education.

He has a son, Patrick, 14, who lives in Knoxville, Tenn.



Coach Majors with his wife Laura.

## CAREER HIGHLIGHTS

**Age:** 43

**Hometown:** New London, Texas

**Colleges:** Arkansas,  
Stephen F. Austin State

**Wife:** Laura

**Son:** Patrick

**Career Highlights:** Playing on a Sugar Bowl champion Arkansas team; coaching Valdosta State defense which led Gulf South Conference in pass defense and was second in total defense in 1992 and led the league in scoring defense, total defense and passing defense in 1993; coached outside linebacker Erasmus Harvey who was an all-conference selection in 1992 (when he coached linebackers) and coached all-conference strong safety Tony Hill in 1993 (when he coached the secondary).

# OFFENSIVE COORDINATOR & Offensive Line Coach, Mike Leach



**Another** immediate Hal Mumme decision was to entice Mike Leach, his offensive coordinator and offensive line coach at Iowa Wesleyan, to follow him South.

Leach, 33, was instrumental in the success of IWC's high-powered offensive attack and will coordinate the Blazer offense as well as coach the offensive line.

His pass offense at Iowa Wesleyan led the nation in 1990 and was

second in 1989 and 1991, setting 26 national records along the way. IWC's quarterback threw for more than 11,000 yards in those three seasons.

Last year VSU ranked fourth in the nation in passing offense and fifth in the country in scoring offense. The Blazers led the conference in scoring offense

and finished second in passing offense and total offense. Leach coached the receivers in 1993, and

split end Calvin Walker broke his own school record for catches with 82 and repeated as a first team all-conference selection. He took over the offensive line in the spring after Guy Morriss was hired by the Arizona Cardinals.

Leach, a 1983 graduate of Brigham Young (after which his

offense is patterned), was head coach of the Pori (Finland) team in the European Football League in 1988. He has also coached at College of the Desert in Palm Desert, Calif., and at Cal Poly-San Luis Obispo.

Leach received the Juris Doctor degree from Pepperdine School of Law in 1986 and also has a master's degree in sports sciences from the United State Sports Academy.

He is married, and he and his wife Sharon have two daughters, Janeen, 8, and Kim, 4.



Coach Leach with his wife Sharon.

## CAREER HIGHLIGHTS

**Age:** 33

**Hometown:** Payson, Utah

**College:** Brigham Young

**Wife:** Sharon

**Children:** Janeen, Kim

**Career Highlights:** Receiving law degree from Pepperdine; offensive coordinator on Iowa Wesleyan teams which set 26 national records over a three-year period; offensive coordinator and receivers coach on Valdosta State team which broke 67 school and 22 conference records in 1993; coached split end Calvin Walker who was a first team all-conference selection in 1992 and 1993.

# RUNNINGBACKS

## Scott Preston



**Scott** Preston, a native of Palo Alto, Calif., was elevated to full-time status last summer after working for a year as a volunteer coach while completing work on a degree in communication arts. He coached the tight ends last season but took over the runningbacks in the spring and will coach that position this fall.

Preston, who is 32 and single, brings nine years of coaching experience at both the high school and college level to the Blazer camp. He was the offensive coordinator for three seasons at Palo Alto High School before working as an

assistant at Mountain View (CA) High School in 1988. He became the head coach at Palo Alto in 1989 and compiled a 10-10 record in two seasons.

He moved into the college ranks in 1990, coaching the wide receivers and

tight ends and serving as passing coordinator at San Francisco State for two seasons. While working toward his degree last year, Preston produced the Hal Mumme Radio Show, heard weekly on WVLD, the originating station for the Blazer Football network.

# DEFENSIVE LINE

## & Recruiting Coordinator, Mike Fanoga



**The** newest addition to the Valdosta State coaching staff is Mike Fanoga, who will take charge of the Blazer defensive line this fall. Fanoga, a native of Huntington Beach, Calif., rejoins head coach Hal Mumme, who hired Fanoga at Iowa Wesleyan in 1990.

Fanoga will also take over the task of recruiting coordinator, an always impor-

tant job which has even more significance this year because the Blazers will need to replace at least 22 players in 1995.

He coached the defensive line for Mumme for two seasons and remained at the Iowa school for two more years.

Mumme lured him South when former defensive line coach and recruiting coordinator Bill Cosper resigned last spring.

Fanoga, 34, is familiar with the Gulf South Conference, having coached at Livingston in 1989. He joined the Liv-

ingston staff after receiving his master of science degree from Texas-El Paso in 1988. After a prep career in which he earned all-star status in football and volleyball, Fanoga played college football at Snow College, a junior college in Ephraim, Utah, and at Texas-El Paso.

Fanoga is married, and his wife Soana is a consultant.

# QUARTERBACKS, RECEIVERS

## Dana Holgorsen

**Dana** Holgorsen, who played for Mumme at Iowa Wesleyan, has been moved up to quarterbacks and receivers coach this season after working with the receivers in a graduate assistant's role last year.

The 23-year-old native of Mt. Pleas-

ant, Iowa will also coach the all-important special teams and will also oversee the football equipment room. Holgorsen was a three-year starter at Iowa Wesleyan after starting at St. Am-



brose University his freshman season. He was Mumme's team captain his senior year.

He was an all-conference high school player at Mt. Pleasant High School

in 1988 and 1989.

Holgorsen, who is completing work on his master's degree in health and physical education, is married, and his wife Shawn is a secretary at Southern Eye Center as well as a student at Valdosta State.

# SECONDARY

## Joe Salas

**Joe** Salas continues to climb the ladder on the Valdosta State coaching staff, being elevated to secondary coach for the 1994 season. He was a student assistant in 1992, moving up to graduate assistant status last season, during which he edited game and practice film in addition to helping coach the defensive backs.

Salas, 27, also

coached the junior varsity secondary and special teams last season. He joined the VSU staff following three years on the football staff at Brooks County High School.

Salas is a native of Quitman and is married to the former Abby Edwards, who is a teacher.



*Coach Salas and his wife Abby.*

# GRADUATE ASSISTANT COACHES



**CHUCK STAMEY**



**BRADY ACKERMAN**



**BILL CLARK**

## STUDENT ASSISTANT COACHES



**CALVIN WALKER**



**SHAWN BOSTICK**

## STUDENT MANAGERS

**BRANTLEY SMITH**  
**REESE HOUCHINS**  
**ROBERT GOODWIN**  
**MARTIN RICHARDSON**

## VOLUNTEER COACHES




**WAYNE JONES**



**JASON MAGNESS**

# SUPPORT STAFF



**MARK EISENGREIN**  
 Director,  
 Athletic Giving



**BILL ENGLAND**  
 Director,  
 Athletic  
 Development



**BOBBY TUCKER**  
 Assistant  
 Trainer



**MICHELE GARBER**  
 Assistant  
 Trainer



**RODNEY WARREN**  
 Sports  
 Information



**LARRY LAMPERT**  
 Travel,  
 Maintenance



**BRANTLEY SMITH**  
 Head  
 Manager



**MARILOU BUTLER**  
 Football  
 Secretary



**MICHELLE SCOGGINS**  
 Student  
 Secretary



**RACHEL HARTPENCE**  
 Student  
 Secretary



**AMY HERNDON**  
 Student  
 Secretary



**WENDY PRESCOTT**  
 Student  
 Secretary



**RACHEL STUTZMAN**  
 Student  
 Secretary



**SHANE DULAR**  
 Video  
 Coordinator

# WEIGHT ROOM

## The Jessie Tuggle Strength and Fitness Complex

**The** Jessie Tuggle Strength and Fitness Complex is an important part of the total athletic program at Valdosta State, but it is especially critical to the football program.

Named for the former VSU all-American and current all-pro linebacker Jessie Tuggle, whose \$25,000 gift in 1992 endowed a football scholarship, the complex is a busy place year-round as various teams are put through a vigorous off-

season program by strength and conditioning coach John Coneset.

The 1993 Blazer football off-season provided a great opportunity for players to make progress in many areas.

Strength gains were impressive. Nose tackle John Hinson became one of the strongest men in a three-state area with a bench of 500 pounds,




a power clean of 290 pounds and a squat of 850 pounds. Other players with impressive marks in-

cluded defensive end Andre Hampton's 600-pound squat, linebacker Erasmus Harvey's 620-pound squat and defen-

sive tackle Mike Berry's 315-pound power clean.

"What Coach Coneset has accomplished in the off-season will again have a very positive impact on our football team this fall," head coach Hal Mumme said. "The off-season program is not only desirable, it is totally essential. We're fortunate to have such a great facility."

**“ Junior nose guard John Hinson is one of the strongest men in a three-state area. ”**



*John Coneset and Athletic Director Herb Reinhard stand in front of life-size photo of former VSU All-American and current Atlanta Falcon linebacker Jessie Tuggle, for whom the strength and fitness complex is named.*

# 1994 OUTLOOK

## Big Senior Class Prompts Optimism in Blazer Camp

On paper, it should be the year of the Blazer. All the ingredients are in place...the biggest senior class in history, 17 returning starters among the 49 returning lettermen, more quality depth than ever before, and the best quarterback in the nation.

Of course, the game isn't played on paper, and this group must prove its merit between the white lines.

But head coach Hal Mumme, preparing for his third season as Valdosta State's football boss, is extremely optimistic as he previews the 1994 campaign.

"I'm extremely excited to be coaching this year's team," Mumme began. "I think we have our best shot at winning the Gulf South Conference championship since I've been here. We have 22 true seniors and two more who will graduate, bringing us to 24. They're all experienced players. We have experience in all aspects of the team which makes us very excited about our prospects of winning the conference championship for the first time."

That first conference title has eluded Valdosta State in each of its 12 years of football, although the Blazers have finished second four times including the last three years. That's the goal of every coach and every player heading into the 1994 season because the league title is the only guaranteed admission ticket to post-season play. And no Valdosta State team



has ever advanced into the national playoffs.

Assessing his deep pool of talent, Mumme, who has built a solid reputation based on his high-powered offenses, chose to start with the defense, which he considers the real strength of the 1994 team.

"Our defensive coaching staff led by coordinator Mike Majors did a great job in the spring refining some talent and getting some younger guys ready to be backups," Mumme said. "We lost only one starter (strong side linebacker George Parsons who graduated early), and they were able to replace him by moving some experienced players around. The entire defense had just a tremendous spring. Obviously, if you're going to win the GSC title you must have a great defense. I think we have."

The defensive front returns intact, led by all-conference end Andre Hampton who added 10 sacks to his bounty last season giving him 22 in his career. The other bookend is Shay Williams who picked up five sacks a

year ago and possesses impressive 4.6 speed. Mike Berry, who added 20 pounds of strength in the off season and ran a 4.7 40 for pro scouts last spring, returns at tackle, and strong man John Hinson (500-pound bench press) and lightning quick Andre Randle will again share time at nose tackle. All except Hinson are seniors, and big John plans to graduate early. Emanuel Johnson, Matt Fiorelli, Jeff Greer and Dennis Hampton are quality backups across the front.

The linebacker corps will be a strength primarily because Erasmus Harvey, a two-time all-conference selection, returns for his senior campaign. Harvey, who made all-GSC as a weakside backer in 1992 and again as a middle backer in 1993, moved to the strong side in the spring which coaches believe to be his best position. Senior Edward Mitchell returns his 4.5 speed to the weak side, leaving the middle to a pair of sophomores — Ryan Branch and James Lockhart. The pair waged a fierce battle for the

spot in the spring with Branch emerging slightly ahead. Both will play a lot.

Depth across the board will be supplied by Cornelius Seymour, Tamarus Smith and James Sirmans, who will also be a part of the special teams.

"Harvey and Mitchell should both push for post-season honors, and the youngsters in the middle will be outstanding players," Mumme said. "The quality depth we have plus Coach Majors returning to coach them, makes me very comfortable with the linebacker position."

The secondary, which Majors coached last year, should be the strength of a very strong defense. All the starters and backups return, and the group was outstanding in the spring. Senior Walt Foy and sophomores Mike Gibson and Jason Jelks return at the corners, and seniors Marcus Johnson, Tony Hill and Keith Braddock are back at the safeties. Again, experienced depth will be supplied by Brad Trout at either safety or on the corner and Darrell Mydell and Eugene Autry on the corners. Those backups excel on the special teams which Braddock captains.

"This is as good a secondary as I have ever been around," Mumme said. "There's no doubt in my mind that our secondary play will be one of our strong points."

Offensively, the most difficult part of the short spring practice was finding replacements for much of the



offensive line, including highly respected coach Guy Morriss who moved on to the Arizona Cardinals (as did all-conference tackle York Kurinsky who signed as a free agent). Offensive coordinator Mike Leach, who coached the quarterbacks and receivers for two seasons, accepted the challenge of rebuilding the forward wall, and Mumme feels good about the spring results.

"Coach Leach handled the line for me at Iowa Wesleyan, and since then he has the added experience of coordinating the offense, so I'm very comfortable with the line situation," Mumme said.

Technically, the Blazers lost four of the five starters, but center Tommy Clark, who started all 10 games in 1992, returns for his senior season after missing last year with a broken foot. He rejoins left guard Matt Moore, a two-year starter and all-conference performer. Recruiting brought in two experienced players in the spring, left tackle Steve Gates from the University of Georgia and right guard Steven Foote from Ricks (Idaho) Junior College. Sophomore Shawn Brannen took over at right tackle in the spring, and Mumme believes he'll be "better than anyone we've ever had at that position". More experienced depth is available with Josten Clark, James Hubbard and Charlie Walsh pushing for more playing time.

"We may not have a draft choice among our offensive linemen, but we have more good players along the offensive front," Mumme said.

Only Calvin Walker is gone from last year's talent-laden corps of receivers which caught 363 passes for 3871 yards. Sean Pender, who caught 47 passes the last two years while starting at halfback, moved to split end

in the spring to replace Walker and was joined by Angelo Williams, who missed 1993 with a broken ankle after catching 30 passes as a freshman in 1992. Both flankers, Robert Williams and Stanley Flanders who combined for 78 catches last year,

to gain more than 1000 yards in a season. Beside Ross at halfback will be Reggie Walker, a good receiver who dramatically improved his blocking during the spring. Speedy David Glisson will spell Ross, and Billy Poole and Billy White will back up

quarterback in the nation. Last year alone he set 20 new school, 13 new conference and five new national passing records. He has started 28 straight games and before he leaves will own every positive Valdosta State passing record.

"What else can be said about Chris Hatcher. I don't think there's a finer quarterback at any level," Mumme said. "I'm sure he will leave here with every record that anybody would ever want as a quarterback.

"But in his mind I know his biggest goal is to help lead us to the conference championship. That's everybody's goal, and I know Chris will respond to the challenge.

"He's already won every athletic and academic award except the Harlon Hill, and hopefully we can turn some heads down South this year when we match up with New Haven (October 8) and 1993 Hill winner Roger Graham."

The special teams will be solid again. Punter David Ashby, who averaged 39.4 yards on 30 punts, 12 of which ended inside the opponents' 20, returns as does place-kicker Vernon Loree, who set a school record with 45 extra points. The trio of Mike Berry, David Banks and Rodney Rigdon will compete for the all-important deep snapper chores, and a new holder will be auditioned in the fall. Stanley Flanders and Tony Hill will again return punts, and special teams coach Dana Holgorsen will look at several candidates to replace Calvin Walker on kickoff returns.

Seven home games, the most ever, dot the 11-game schedule, and Mumme is anxious to get started.

"The ingredients for a great season are there. The challenge is to make it happen on the field."

**“ All the ingredients are in place...the biggest senior class in history... the best quarterback in the nation...which makes us very excited about our prospects of winning the conference championship for the first time. ”**



return. Williams has imposing size and speed and Flanders brings great quickness to the table. The tight end is all-America candidate Steve Greer, who caught 70 passes for 892 yards and six touchdowns last season. Depth at that spot will be provided by David Banks, Jonathan Harris and Jimmy King.

"We're blessed with an outstanding corps of receivers," Mumme said. "Since we throw a lot, we need them all in order to keep fresh players on the field. It's a luxury we're fortunate to have."

The backfield is anchored by fullback Dominique Ross, who enjoyed a record-setting season in 1993, becoming the first VSU rusher

Walker.

"The fact Nique rushed for over a thousand yards on a team which threw the ball 65 percent of the time is amazing," Mumme

said. "He is the total package. He gets the tough yardage and is outstanding at getting into the end zone from inside the 10. I expect Nique to have a super season, partly because Walker will be such an asset. Reggie really improved as a blocker, catches the ball extremely well and is very good running the sweep. We're stronger in the backfield without a doubt."

To run the Mumme offense, the quarterback must be outstanding. It is no overstatement to say Chris Hatcher is the best Division II

# AWARDS, HONORS

## Remembering 1993



**Chris Hatcher**, quarterback (right)

Named Blazer football's most valuable player, winning the Hugh C. Bailey trophy, after setting 20 school, 13 conference and five national passing records. Other honors included first team all-America, first team all-conference and college division player of the year for his academic achievements. Finished fourth in the voting for the Harlon Hill Trophy, which goes to the nation's best Division II player. President Bailey presented the trophy.



**Marcus Johnson**, free safety and **John Hinson**, nose tackle Shared Blazer football's scholastic award. Johnson carries a 3.2 GPA in his marketing major, and Hinson has a 3.4 GPA in special education. Assistant head coach Mike Majors, the team's academic counselor, presented the awards.



**Tony Hill**, strong safety

Named team's best defensive back. Led team in interceptions with three and was third on team in tackles with 59. Also used as one of the team's punt returners. Defensive coordinator Mike Majors, who coached the secondary last season, made the presentation.



**Dominique Ross**, fullback


Selected Blazers' best offensive back after becoming first back in VSU history to rush for more than 1000 yards in a season. Scored 13 touchdowns and averaged 6.2 yards per carry. Former runningbacks coach Emmett Watkins presented the award.



**Andre Hampton**, defensive end

Chosen team's best defensive lineman following a year during which he led team in sacks with 10 good for 74 yards in losses. Former defensive line coach Bill Cosper made the presentation.

# PLAYERS



*[Faint, illegible text, likely bleed-through from the reverse side of the page.]*

# #18 CHRIS HATCHER

## Quarterback, 5-11, 172, Senior



**What** else can be said about Chris Hatcher? Very little, without being redundant. His exploits on and off the playing field the last two years have been amazing, and hopefully the best is yet to come.

Hatcher returns for his "last crusade" with one major goal...to help lead Valdosta State to its first ever Gulf South Conference championship. If that is accomplished, all of the personal accolades which will surely come at season's end can be fully enjoyed.

"All the honors are nice, but there will be a big void if we

don't win the conference championship this season," Hatcher said. "We have a large senior class with great leadership at every position. The potential of this football team is tremendous, but we must perform on Saturday.



That's the challenge, and I'm extremely excited about getting ready for

it." The only award which has escaped Hatcher is the Harlon Hill Trophy, which goes to the best Division II player in the

country. He finished fourth in the balloting in 1993 after setting 20 school, 13 conference and five national passing records. He was a first team all-America selection both athletically and academically and was named the college division player of the year by the College Sports Information Directors of America for his academic achievements.

Coach Hal Mummie is his quarterback's biggest fan. "I think going into the season there is not a better quarterback at any level. He may be the finest quarterback in the nation."

### PERSONAL PROFILE

**High School:** Mt. de Sales  
**Coach:** Mike Garvin  
**Hometown:** Macon, GA  
**Parents:**  
 Edgar & Susan Hatcher  
**Birthday:** Feb. 18, 1973  
**Major:** Physical Education

### HATCHER IN 1993

	Att-Comp-Int	Yds	TDs
Mt. Senario	33-22-0	218	5
Central Fla.	52-32-2	382	4
Ft. Valley State	32-22-0	295	3
Clark Atlanta	46-31-0	330	4
Livingston	41-30-0	389	4
Tarleton State	34-25-0	315	5
West Georgia	61-45-2	424	1
Mississippi Col	56-45-0	480	5
Delta State	41-27-1	227	1
North Alabama	37-25-5	238	3
Henderson State	38-31-1	353	2
<b>TOTALS</b>	<b>471-335-11</b>	<b>3651</b>	<b>37</b>

### CAREER STATISTICS

	Att-Comp-Int	Yds	TDs
1991	150-81-4	1088	8
1992	400-264-14	2548	21
1993	471-335-11	3651	37
<b>TOTALS</b>	<b>1021-680-29</b>	<b>7287</b>	<b>66</b>

# #56 ANDRE HAMPTON

## Defensive End, 6-1, 235, Senior



**When** head coach Hal Mumme talks about his defensive front for 1994 he starts with Andre Hampton, who will be starting for the third straight year as one of the bookends in Valdosta State's pressure-oriented defensive scheme.

Defensive coordinator Mike Majors likes Hampton's approach to the game. "Andre plays all-out, all of the time. He is an intense competitor with outstanding leadership ability. We expected him to be an all-conference caliber

player during his career, and he's already made all-conference twice. Now we believe he is a legitimate all-America candidate."

Hampton had a career-high 10 sacks last season despite fighting double teams

much of the time. It's the challenge of beating a quick offensive tackle off the ball and getting to the quarterback which fuels Hampton when the Blazer defense is on the field. "Our defensive scheme gives me a lot of free-

dom to attack and apply pressure which is my game. I worked hard in the weight room in the off season to add strength and quickness, and I expect it to pay off this fall."

The Blazer defense is built around speed and quickness, and Hampton has more than an ample supply of both. "His quickness is his biggest asset," Majors said. "He has great anticipation. He's a giant piece of our defense's foundation."



### PERSONAL PROFILE

**High School:** Valdosta  
**Coach:** Nick Hyder  
**Hometown:** Valdosta, GA  
**Parents:**  
 Mr. & Mrs. Hoke Hampton  
**Birthday:** June 4, 1971  
**Major:** Business Administration

### HAMPTON IN 1993

Mt. Senario  
 Central Fla.  
 Ft. Valley State  
 Clark Atlanta  
 Livingston  
 Tarleton State  
 West Georgia  
 Mississippi Col  
 Delta State  
 North Alabama  
 Henderson State  
**TOTALS**

Tackles	Sacks
1	0
3	2
3	2
1	0
6	0
1	1
9	2
5	0
6	1
8	1
3	1
<b>46</b>	<b>10</b>

### CAREER STATISTICS

Tackles	Loss	FR	Saks
19	3	0	5
69	4	3	7
46	3	1	10
<b>134</b>	<b>10</b>	<b>4</b>	<b>22</b>

# #32 ERASMUS HARVEY

## Linebacker, 5-11, 221, Senior



**Last** season Erasmus Harvey took the next step on his journey to becoming one of the best linebackers in Valdosta State and Gulf South Conference history. Moving to the middle after two years as a starter on the weak side, "Raz" became the leader of the defense on and off the field. He finished the year as the Blazers' leading tackler with 80, including 10 for losses of 20 yards.

Harvey's progression has been recognized by league coaches who made him a second team all-conference selection after

his 77-tackle performance in 1992 and elevated him to first team all-GSC status following the 1993 campaign. He will push for all-America honors this season even though he is moving from the middle to the strong side, his

third position change in four years. "Most players are not capable of making that many position changes and still be able to push their game to the next level," coach Hal Mumme said. "But Raz is not the typical

player. He has the natural instincts to play any of the linebacker positions and be a dominating player. He has already proved that on the weak side and in the middle, and there's no question he'll be a terrific strong side linebacker."

Harvey wants his final VSU campaign not only to be his best but the team's best as well.

"We have a lot of senior leadership and a lot is expected of us this season," he said. "I won't be satisfied with anything less than the conference championship."



### PERSONAL PROFILE

**High School:** Sumter County  
**Coach:** Lloyd Brocher  
**Hometown:** Plains, GA  
**Parent:** Elizebeth Harvey  
**Birthday:** Sept. 17, 1972  
**Major:** Sports Medicine

### HARVEY IN 1993

Mt. Senario  
 Central Fla.  
 Ft. Valley State  
 Clark Atlanta  
 Livingston  
 Tarleton State  
 West Georgia  
 Mississippi Col  
 Delta State  
 North Alabama  
 Henderson State  
**TOTALS**

	Tackles	Sacks
	5	3
	6	1
	5	1
	7	0
	8	1
	5	1
	10	1
	8	0
	6	1
	12	1
	8	0
<b>TOTALS</b>	<b>80</b>	<b>10</b>

### CAREER STATISTICS

	Tackles	Loss	FR	Saks
1991	28	3	1	1
1992	77	3	1	1
1993	80	10	1	0
<b>TOTALS</b>	<b>185</b>	<b>16</b>	<b>3</b>	<b>2</b>

# #3 STEVE GREER

## Tight End, 6-1, 203, Senior



No player had more impact on Valdosta State's offensive success in 1993 than tight end Steve Greer, who came into his own as a premier receiver. Greer had demonstrated his soft hands and ability to run precise routes in 1992 when he caught 28 passes, but he turned it up a notch in 1993. At year's end his 70 catches were second only to all-American Calvin Walker's 82 receptions.

Coach Hal Mumme considers Greer a bona fide all-America candidate because he

has added size and improved his blocking in addition to being the Blazers' most reliable receiver.

"Steve is an example of how hard work pays off," Mumme said. "He really came into his

own last season, making so many clutch catches in crucial situations. He could have easily relaxed in the off season, but he worked hard in the weight room to add size and strength which will

make him an even better player.

Greer had back-to-back 12-reception games in 1993 good for 336 yards and caught no less than three passes in any of VSU's 11 games. Mumme's versatile offense is perfect for someone of Greer's ability.

"This offense has been perfect for me," Greer said. "It puts me in motion much of the time and allows me to find the soft spots in the defense. And nobody's better at getting the ball to you on time than Chris (Hatcher)."



### PERSONAL PROFILE

**High School:** Clarke-Central  
**Coach:** Billy Henderson  
**Hometown:** Athens, GA  
**Parents:**  
 Steve and Susan Greer  
**Birthday:** November 20, 1971  
**Major:** Communications Arts

### GREER IN 1993

	Catches	Yards	TDs
Mt. Senario	4	46	2
Central Fla.	5	46	0
Ft. Valley State	3	13	0
Clark Atlanta	4	58	0
Livingston	8	131	1
Tarleton State	3	44	0
West Georgia	12	159	0
Mississippi Col	12	177	1
Delta State	6	68	1
North Alabama	7	95	1
Henderson State	5	48	0
<b>TOTALS</b>	<b>70</b>	<b>892</b>	<b>6</b>

### CAREER STATISTICS

	Catches	Yards	TDs
1992	28	304	0
1993	70	892	6
<b>TOTALS</b>	<b>98</b>	<b>1196</b>	<b>6</b>

# #71 MATT MOORE

## Offensive Guard, 6-1, 262, Senior



The only place Valdosta State was hurt by graduation was along the offensive line, and the Blazers are fortunate to have veteran left guard Matt Moore returning to anchor that all-important segment. When a team throws more than 500 passes in a season, it is imperative that the men up front protect the quarterback. Moore has played virtually every snap the last two seasons, and in almost 1000 pass attempts VSU quarterbacks have gone down under the rush only

24 times.

Offensive coordinator Mike Leach, who took over the offensive line coaching duties last spring, already knew what kind of player Moore was, but he came away from spring drills as his senior guard's biggest fan. "Matt learned so much from Guy (former line coach Guy Morriss who moved on to the Ari-

zona Cardinals)," Leach said. "He is an excellent offensive lineman. His biggest challenge this fall will be to help lead a basically new offensive line."

Moore will be surrounded by some talented players, but several will be starting for the first time at Valdosta State. "It will be important for us along the front to

have a good pre-season camp," Moore said. "We came together pretty well in the spring, and I think we'll pick right back up this fall."

Moore was a second team all-conference selection following his sophomore season but was overlooked by league coaches last year. With his intensity and tenacity, one expects GSC coaches will remember big No. 71 at the end of 1994.

### PERSONAL PROFILE

**High School:** Cherokee County  
**Coach:** Joel Williams  
**Hometown:** Canton, GA  
**Parents:** Carol and Joe Williams  
**Birthday:** October 18, 1972  
**Major:** Communications Arts





# #27 TONY HILL

## Strong Safety, 5-9, 193, Senior



**After** starting for two seasons at cornerback, Tony Hill was not sure he wanted to make the transition to strong safety in 1993. But by the end of '93 spring work, he had made the adjustment and was anxious to hone his skills at his new position during the 1994 season.

That's exactly what he did during the '94 campaign, ending the year as the team's third leading tackler with 59 and leading the team in interceptions with three. Defensive coordinator Mike Majors, who coached the secondary last season, said Hill possesses the ingredients you look for in a strong safety.

"First, he has a nose for the football, which is absolutely necessary, and second, he delivers a tremendous

lick when he gets to the football. Third, he's a leader, which I consider a bonus. In short, he's the

total package."

Hill's versatility spills over into the special teams area where he is a sure-handed punt returner and an outstanding coverage player on punts and kickoffs. He enjoys being around the action.

Hill was one of three Blazers off the 1993 defense to earn first team all-conference honors. He's justifiably proud of that accomplishment, but he wants more team success in 1994.

"I want a ring, and to get it we've got to win the conference championship," he said. "I want to help this team reach that goal."



### PERSONAL PROFILE

**High School:** Warren County  
**Coach:** Bobby Thomas  
**Hometown:** Warrenton, GA  
**Parents:**  
 Robert & Schevdene Fountain  
**Birthday:** October 3, 1971  
**Major:** Physical Education

### HILL IN 1993

	Tackles	Loss	Int	Bup
Mt. Senario	0	0	0	0
Central Fla.	5	1	0	0
Ft. Valley State	2	0	1	0
Clark Atlanta	6	1	2	2
Livingston	4	0	0	0
Tarleton State	3	0	0	0
West Georgia	8	0	0	0
Mississippi Col	5	0	0	1
Delta State	5	0	0	0
North Alabama	16	1	0	0
Henderson State	5	0	0	0
<b>TOTALS</b>	<b>59</b>	<b>2</b>	<b>3</b>	<b>3</b>

### CAREER STATISTICS

	Tackles	Loss	Int	Bup
1991	36	0	3	3
1992	41	1	2	4
1993	59	2	3	3
<b>TOTALS</b>	<b>136</b>	<b>3</b>	<b>8</b>	<b>10</b>

# #9 ROBERT WILLIAMS

## Flanker, 6-4, 212, Senior



**Robert** Williams, a three-year starter with impressive numbers already in the books, is another of a great corps of receivers which bless the 1994 squad. The rangy flanker no longer resembles the skinny youngster that earned him the nickname "Beanpole" four years ago. Off season work on the weights the last couple of years has transformed Williams without costing him any of his sprinter's speed.

"Robert has made some big catches for us the last two seasons," coach Hal Mumme said, "but I

really think this will be his year. He's such a big target, and with his speed he can turn any play into a big play."

Last season Williams was the third leading receiver with 47 catches for 650 yards and three touchdowns. He finished the year strong,

catching 22 balls the last four weeks. His first reception in 1994 will be his 100th as a Blazer.

First year receivers coach Dana Holgorsen doesn't plan to spend a lot of time "coaching" Williams. "I'm very fortunate to inherit such a quality group of receivers across the board, and Robert is certainly at the top of the list. He's proven what he can do. What I want to do is help make his senior season special, and I think his talent will take care of that."



### PERSONAL PROFILE

**High School:** Washington-Wilkes  
**Coach:** Butch Brooks  
**Hometown:** Washington, GA  
**Parents:**  
 Ruby & James Avery  
**Birthday:** February 1, 1972  
**Major:** Marketing

### WILLIAMS IN 1993

	Catches	Yards	TDs
Mt. Senario	4	70	0
Central Fla.	4	86	2
Ft. Valley State	0	0	0
Clark Atlanta	4	52	0
Livingston	5	107	0
Tarleton State	5	78	1
West Georgia	3	27	0
Mississippi Col	6	80	0
Delta State	5	51	0
North Alabama	4	14	0
Henderson State	7	85	0
<b>TOTALS</b>	<b>47</b>	<b>650</b>	<b>3</b>

### CAREER STATISTICS

	Catches	Yards	TDs
1991	15	296	4
1992	37	593	3
1993	47	650	3
<b>TOTALS</b>	<b>99</b>	<b>1539</b>	<b>10</b>

# #47 MARCUS JOHNSON

## Free Safety, 5-11, 176, Senior



**Marcus** Johnson will be starting his second full season as VSU's free safety after taking over that job midway the 1992 campaign. An extremely smart player, Johnson uses great instinct to his advantage, teaming with Tony Hill to form the best pair of safeties in the conference.

"Marcus is a primary reason I think our secondary is one of the real strong points on this football team," coach Hal Mumme said. "He's a very good athlete, and

add to that his intelligence which is such an advantage at his position. He's had two good seasons for us, and I expect his senior year to be his best yet."

Johnson ranked fifth on the 1993 team

in tackles with 52, forced a fumble, recovered a fumble and picked off two passes. He also loves to play on special teams, especially excelling on the kickoff team where he has made numerous tack-

les in his career.

He is an excellent student, carrying a 3.2 grade point average in his marketing major, and was the athletic department's male student-athlete of the year in 1992.

Johnson's major goal, not unlike his teammates, is to help VSU win its first ever conference championship. "I know we have a great opportunity this season, but it won't happen without everyone doing his part. I'm really looking forward to the challenge."



### PERSONAL PROFILE

**High School:** Americus  
**Coach:** Alton Shell  
**Hometown:** Americus, GA  
**Parents:**  
 Belinda & Elijah Billings  
**BirthDay:** March 13, 1973  
**Major:** Marketing

### JOHNSON IN 1993

	Tackles	Loss	Int	Bup
Mt. Senario	2	0	0	1
Central Fla.	7	0	0	0
Ft. Valley State	7	0	1	0
Clark Atlanta	2	0	0	1
Livingston	5	0	0	0
Tarleton State	0	0	0	0
West Georgia	9	0	1	1
Mississippi Col	4	0	0	0
Delta State	6	1	0	0
North Alabama	5	1	0	0
Henderson State	5	0	0	0
<b>TOTALS</b>	<b>52</b>	<b>2</b>	<b>3</b>	<b>2</b>

### CAREER STATISTICS

	Tackles	Loss	Int	Bup
1991	13	0	1	2
1992	20	0	1	3
1993	52	2	2	3
<b>TOTALS</b>	<b>85</b>	<b>2</b>	<b>4</b>	<b>8</b>

# #7 DOMINIQUE ROSS

## Fullback, 6-0, 212, Junior



**Dominique** Ross began writing his name in the Valdosta State record book last season, and if he plays two more years he'll own all the significant rushing marks. The big, bruising fullback's most impressive statistic from 1993 is his 1030 yards gained to become the first VSU player to surpass the coveted 1000-yard mark in a season. He piled up all those yards on a team which threw the ball 65 percent of the time.

In two seasons as the Blazers' starting fullback, Ross has gained 1764 yards and

scored 23 rushing touchdowns, and to prove he's not one-dimensional he has also caught 59 passes for another 372 yards and two more scores.

Coach Hal Mumme has high praise for

his fullback. "What can you say about Nique that hasn't already been said? He became the first 1000-yard rusher in school history last year. He has seven 100-plus yard games to his credit. He takes

care of the football. And he does an outstanding job of scoring from inside the 10. In addition, he has outstanding speed for such a power back. He certainly makes us a much better football team, and even though he can graduate after this season I hope he decides to play two more years."

Ross set another school mark in 1993, rushing for 218 yards against Fort Valley State. He also had a 160-yard afternoon against Delta State, ripped Livingston for 127 yards and rolled up 112 yards against North Alabama.



### PERSONAL PROFILE

**High School:** Raines  
**Coach:** Freddie Stephens  
**Hometown:** Jacksonville, FL  
**Parent:** Laverne Ross  
**Birthday:** January 12, 1972  
**Major:** Communication Arts

### ROSS IN 1993

	Att	Yards	TDs
Mt. Senario	5	40	0
Central Fla.	6	36	0
Ft. Valley State	30	218	3
Clark Atlanta	14	94	1
Livingston	15	127	1
Tarleton State	6	51	1
West Georgia	12	42	0
Mississippi Col	19	70	1
Delta State	18	160	3
North Alabama	22	112	0
Henderson State	20	80	3
<b>TOTALS</b>	<b>167</b>	<b>1030</b>	<b>13</b>

### CAREER STATISTICS

	Att	Yards	TDs
1992	153	734	10
1993	167	1030	13
<b>TOTALS</b>	<b>320</b>	<b>1764</b>	<b>23</b>

**#2 EDWARD MITCHELL**  
Linebacker, 6-1, 201, SR

**His** 70 tackles were second most on 1993 team on which he started every game at weak linebacker... Led team with 13 tackles for losses to go with a couple of sacks... Broke



speed which allows him to cover backs in pass routes... Transferred from Itawamba Junior College in Mississippi... **HIGH SCHOOL:** Played for Dale Williams at

open the Delta State game when he picked up a blocked VSU field goal attempt and raced 13 yards for a Blazer touchdown... Extremely quick with 4.5

nearby Waycross High School. **PERSONAL:** Son of James and Mildred Mitchell; majoring in criminal justice; born May 22, 1973.

**#14 DAVID ASHBY**  
Punter, 6-2, 175, SR

**Turned** a weak area into a team strength last season, averaging 39.4 yards overall, with a net average of 34.3 on 30 punts... Gets great hang time on his punts... Knocked 12 of



40... Transferred from Mississippi State in winter of 1993... **HIGH SCHOOL:** Played for Pete Christie at Pope John Paul II High School in

his 30 kicks dead or out of bounds inside the opponents' 20 yard line... Had four punts travel more than 50 yards and 12 more than

Boca Raton, FL. **PERSONAL:** Son of John and Mary Ellen Ashby; majoring in physical education; born July 7, 1970.

**CAREER STATISTICS**

	Tackles	Loss	FR	Int	Sacks
1993	70	13	1	0	2

**CAREER STATISTICS**

	Punts	Yards	Avg.	Long
1993	30	1183	39.4	55

**#17 STANLEY FLANDERS**  
Flanker, 6-0, 175, SR

**Fifth** leading receiver in 1993 with 31 catches... Had highest yards-per-catch average at 16.1 and caught a team high nine touchdown passes...



punt returns and was named second team all-conference as a return specialist... Transferred in 1993 from Georgia Military College... **HIGH**

Quick as a hiccup... Perfect compliment to starting flanker Robert Williams... Catches the ball extremely well in traffic... Averaged 11.1 yards on 18

**SCHOOL:** Played for Sonny Smart at Bainbridge High School. **PERSONAL:** Son of Viola Flanders; majoring in criminal justice; Born January 29, 1973.

**#37 MIKE BERRY**  
Defensive Tackle, 6-4, 268, SR

**Found** a home at defensive tackle last season after starting at middle linebacker in 1992... Four of his 19 tackles last season were for losses and he re-



Originally played at Clemson before a tour of duty in the Air Force... **HIGH SCHOOL:** Played for A.L. Geddings at Thomas Sumter Acad-

emy in Dalzell, SC. **PERSONAL:** Grandson of Forest and Mildred Berry; majoring in communication arts; Born February 13, 1969.

Recorded one quarterback sack... Added 20 pounds in the off season with work in the weight room, impressing pro scouts with his size and 4.7 speed...

**CAREER STATISTICS**

	Catches	Yards	Avg.	TDs
1993	31	498	16.1	9

**CAREER STATISTICS**

	Tackles	Loss	FR	Int	Sacks
1992	63	5	0	1	1
1993	19	4	1	0	1
<b>TOTALS</b>	<b>82</b>	<b>9</b>	<b>1</b>	<b>1</b>	<b>2</b>

**#54 TOMMY CLARK**  
Center, 6-3, 255, SR

**Returns** to the starting lineup for his senior season after missing 1993 campaign with a broken foot...Started all 10 games in 1992...Added weight and strength while rehabilitating foot injury and looked solid in the spring...Was part of 1992 offensive line which allowed only 11 sacks in 416 pass attempts



...One of only two veterans returning to the offensive front...**HIGH SCHOOL:** Played for Bob Williams at Orange Park High School in Orange Park, FL. **PERSONAL:** Son of Tom and Cindy Clark; majoring in criminal justice; Born July 5, 1971.

**#74 JOHN HINSON**  
Nose Tackle, 5-9, 255, JR

**Shared** time at nose tackle in 1993, making 27 tackles, three for losses...Strongest player on the team (among strongest weight lifters in a three-state area) with a bench press of 500 pounds...Exceptional strength is equalizing factor to his short stature ...Outstanding student with a 3.4 grade point average...Will



graduate this year and probably forego his final year of eligibility... Transferred in 1992 from Memphis State...**HIGH SCHOOL:** Played for Sonny Smart at Bainbridge High School. **PERSONAL:** Son of Betty Hinson; majoring in special education; Born November 2, 1972.

**CAREER STATISTICS**

	Tackles	Loss	FR	Int	Sacks
1992	7	1	0	0	1
1993	27	3	1	0	0
<b>TOTALS</b>	<b>34</b>	<b>4</b>	<b>1</b>	<b>0</b>	<b>1</b>

**#81 SHAY WILLIAMS**  
Defensive End, 6-0, 230, SR

**Became** a very productive starter at defensive end last season after backup duty at tackle in 1992...His 4.6 speed impressed pro scouts in the spring... Had 31 tackles and recorded five sacks (second on the team) last year...Intensity is a definite strength...Had five



tackles for losses and forced a fumble in 1993... **H I G H SCHOOL:** Played for Neal Rumble at Peach County High School in Ft. Valley. **PERSONAL:** Son of Mr. and Mrs. Ronnie Smith; majoring in physics; born Aug. 26, 1973.

**#33 WALT FOY**  
Cornerback, 5-11, 187, SR

**Returns** for his third starting season at cornerback where he has been a very steady player... Missed spring drills recovering from an ankle injury suffered in a physical education soccer class...Had two interceptions and two pass breakups to go with 18 tackles in 1993...Aggressiveness led to one sack



and two tackles for loss... Possesses the good speed it takes to play the corner... **H I G H SCHOOL:** Played for Danny Williams at Albany High School. **PERSONAL:** Son of Bill and Rhonda Foy (now living in Apple Valley, MN); majoring in criminal justice; born March 30, 1971.

**CAREER STATISTICS**

	Tackles	Loss	FR	Int	Sacks
1992	14	2	1	0	1
1993	31	5	0	0	5
<b>TOTALS</b>	<b>45</b>	<b>7</b>	<b>1</b>	<b>0</b>	<b>6</b>

**CAREER STATISTICS**

	Tackles	Loss	FR	Int	Bup
1991	6	1	0	0	1
1992	19	0	2	2	7
1993	18	2	1	2	2
<b>TOTALS</b>	<b>43</b>	<b>3</b>	<b>3</b>	<b>4</b>	<b>10</b>

# ALSO IN THE PICTURE...

**#13 KEITH BRADDOCK**  
Strong Safety, SR  
Laurel, MS



**#45 RYAN BRANCH**  
Middle Linebacker, SO  
Tifton, GA



**#69 JOSTEN CLARK**  
Offensive Tackle, SR  
Perry, GA



**#66 STEVE FOOTE**  
Offensive Guard, JR  
Hattiesburg, MS



**#77 STEVE GATES**  
Offensive Tackle, SO  
Marietta, GA



**#55 DENNIS HAMPTON**  
Defensive End, JR  
Valdosta, GA



**#15 JASON JELKS**  
Cornerback, SO  
Valdosta, GA



**#83 JIMMY KING**  
Tight End, SR  
Buford, GA



**#4 JAMES LOCKHART**  
Middle Linebacker, SO  
Austin, TX



**#31 VERNON LOREE**  
Placekicker, SR  
Ft. Benning, GA



**#25 SEAN PENDER**  
Split End, JR  
Jacksonville, FL



**#40 ANDRE RANDLE**  
Nose Tackle, SR  
Kansas City, KS



**#6 REGGIE WALKER**  
Halfback, JR  
Cordele, GA



**#67 CHARLIE WALSH**  
Offensive Tackle, SR  
Burlington, IA



**#19 ANGELO WILLIAMS**  
Split End, SO  
Blakely, GA



# ATHLETICS & ACADEMICS

## Athletes On the Field

At Right: **Wayne Devane**, a redshirt freshman punter who compiled a 3.3 grade-point average in business administration last year, is pictured with Robyn Cook, Miss Valdosta State University, in front of the fountain in the center of main campus. Miss Cook is a sophomore telecommunications major from Naples, Fla. Devane is from Valdosta.




Below Left: Junior tight end **David Banks** from Norcross is flanked by Melissa Perritt, left, a junior nursing major, and Candace Baney, a sophomore sports medicine major who is also a Blazer cheerleader. The photo was taken at the university's 50-meter pool, located outside the University Union and a popular spot for students in the

fall, spring and summer. Miss Perritt is from Alma and Miss Baney is from Orlando.



Below Right: Defensive end **Jeff Greer**, a redshirt freshman from Athens, and sophomore linebacker **Cornelius Seymour**, right, from Pelham, are pictured with senior public relations majors Shannon Medlock, left, and Elizabeth Frost outside Powell Hall, the old library which now houses the offices of student affairs and financial aid.





# ATHLETICS & ACADEMICS

## Students Off the Field

Right: Sophomore linebacker **Tamarcus Smith** of Newnan with sophomore Amy Herndon of Moultrie on the VSU tennis courts, located adjacent Blazer football's practice field and the physical education complex. Miss Herndon is a student secretary in the football office.



Below Right: Junior Quarterback **Lance Funderburk** from Blackshear is pictured with sophomore public relations major Kerry Walsh of Valdosta on the walkway leading from the football field-house to a complex of men's and women's residence halls on main campus.

Below Left: Sophomore defensive back **Jason Jelks** from Valdosta is joined by senior public relations majors Meme English, left, from Bainbridge and Amy Morris from Thomasville in front of the university's Odum Library, located in the center of main campus. The three-story library will be expanding as a result of additional funding received as a part of the institution's move to university status.



# ATHLETICS & ACADEMICS

## Well-Rounded Futures

At Right: Sophomore full-back **David Glisson** from Savannah is joined by senior occupational therapy major Wendy Dowling of Waycross in front of one of the many Live Oak trees located around the beautiful VSU campus.



Below Left: Junior tight end **Kelvin Anderson** from Decatur and Blazer cheerleader Adrian Ford, a senior Spanish and criminal justice major from Columbus, are pictured on Louis Reames Field, Blazer football's practice facility.



Below Right: Junior quarterback **Jamie Deloach** of Valdosta and junior criminal justice major Rachel Hartpence of Griffin stand at the front entrance to the Fine Arts Building. Inside the facility is 814-seat Whitehead Auditorium, which hosts various concerts, recitals and lectures throughout the year, and 244-seat Sawyer Theatre, which is home to VSU's outstanding theatre program.



# 1994 ROSTERS

## ALPHABETICAL ROSTER

Name	No.	Pos.	Ht.	Wt.	Class	Hometown
Tirrell Andrews	49	FL	5-9	185	Fr	Thomasville, GA
David Ashby	14	P	6-2	175	Sr	Boca Raton, FL
Eugene Autry	38	FS	5-10	174	Jr	Albany, GA
David Banks	5	TE	6-2	225	Jr	Norcross, GA
Coby Bentley	10	QB	5-9	175	Jr	Pelham, GA
Mike Berry	37	DT	6-4	244	Sr	Warner Robins, GA
Keith Braddock	13	SS	6-1	175	Sr	Laurel, MS
Ryan Branch	45	LB	5-11	205	So	Tifton, GA
Shawn Brannen	78	OT	6-6	285	So	Stockbridge, GA
Lardell Brinson	28	FL	5-9	160	Fr	Valdosta, GA
Darryl Cherry	52	OT	6-5	265	Fr	Madison, FL
Josten Clark	69	C	5-10	275	Sr	Perry, GA
Tommy Clark	54	C	6-3	245	Sr	Orange Park, FL
Wayne Crews	50	LB	5-11	200	Fr	Jacksonville, FL
Mike Davis	29	SE	6-1	175	Jr	Copperas Cove, TX
Jamie Deloach	11	QB	6-3	177	Jr	Valdosta, GA
Wayne Devane	46	P	6-1	190	Fr	Valdosta, GA
Matt Fiorelli	80	DT	6-1	218	Jr	Sarasota, FL
Stanley Flanders	17	FL	6-0	175	Sr	Bainbridge, GA
Steve Foote	66	OG	6-3	280	Jr	Hattiesburg, MS
Walt Foy	33	CB	5-11	187	Sr	Albany, GA
Lance Funderburk	12	QB	6-4	205	Jr	Blackshear, GA
Steve Gates	77	OT	6-4	300	So	Marietta, GA
Mike Gibson	30	CB	5-9	175	So	Bainbridge, GA
David Glisson	20	FB	5-9	185	So	Savannah, GA
Gilbert Grantlin	8	SE	6-2	190	Jr	Belle Glade, FL
Jeff Greer	97	DE	6-2	190	Fr	Athens, GA
Steve Greer	3	TE	6-0	196	Sr	Athens, GA
Andre Hampton	56	DE	6-1	228	Sr	Valdosta, GA
Dennis Hampton	55	DE	6-3	215	So	Valdosta, GA
Jonathan Harris	42	TE	6-2	182	Jr	Gainesville, GA
Erasmus Harvey	32	LB	5-11	211	Sr	Americus, GA
Chris Hatcher	18	QB	5-11	161	Sr	Macon, GA
Tony Hill	27	SS	5-9	190	Sr	Warrenton, GA
John Hinson	74	NG	5-9	247	Jr	Bainbridge, GA
Jody Honea	61	LB	6-0	195	Jr	Woodstock, GA
James Hubbard	76	OG	6-0	303	Jr	Albany, GA
Chad Hunter	82	TE	6-1	215	Fr	Snellville, GA
Jason Jelks	15	CB	6-1	170	So	Valdosta, GA
Emanuel Johnson	72	DT	6-3	275	Sr	Memphis, TN
Marcus Johnson	47	FS	5-11	176	Sr	Americus, GA
Jimmy King	83	TE	6-2	250	Sr	Buford, GA
Jeremiah Laster	75	OT	6-3	280	Fr	Tifton, GA
Archie Lewis	21	CB	5-7	160	Fr	Valdosta, GA
Tausee Letuli	51	OT	6-7	310	Jr	Leone, American Samoa
James Lockhart	4	LB	6-1	205	So	Austin, TX
Vernon Loree	31	K	5-6	180	Sr	Fort Benning, GA
Jeremy Lundy	70	OG	5-11	260	So	Perry, FL
Drew McPhail	65	OT	6-2	255	Jr	Gainesville, FL
Edward Mitchell	2	LB	6-1	205	Sr	Waycross, GA
Matt Moore	71	OG	6-1	262	Sr	Canton, GA
Matt Mumme	16	QB	6-2	160	Fr	Valdosta, GA
Darrell Mydell	36	SS	5-11	175	Jr	Rincon, GA
Sean Pender	25	SE	5-7	150	Jr	Jacksonville, FL
Billy Poole	22	HB	5-9	180	So	Valdosta, GA
Andre Randle	40	NG	6-1	235	Sr	Kansas City, FL
Rodney Rigdon	96	DE	6-2	220	Jr	Alma, GA
Dominique Ross	7	FB	6-0	212	Jr	Jacksonville, FL
Mark Sanders	68	C	6-1	230	Fr	Decatur, GA
Cornelius Seymour	23	LB	6-0	190	So	Pelham, GA
James Sirmans	50	LB	5-9	200	Jr	Douglas, GA
Tamarcus Smith	34	LB	6-1	205	So	Newnan, GA
Tavaris Smith	43	LB	6-1	205	Fr	Macon, GA
Terry Smith	26	CB	5-10	175	So	Adel, GA
Jamal Stevens	35	CB	5-10	175	Fr	Savannah, GA
Brad Trout	39	FS	6-1	185	Jr	Miami, FL
Dennis Vela	46	CB	5-10	185	So	Winter Haven, FL
Reginald Walker	6	HB	5-10	186	Jr	Cordele, GA
Charlie Walsh	67	OT	6-6	235	Sr	Burlington, IA
Billy White	24	HB	5-7	180	Jr	Jacksonville, FL
Angelo Williams	19	SE	5-8	170	So	Blakely, GA
Robert Williams	9	FL	6-4	208	Sr	Washington, GA
Shay Williams	81	DE	6-0	230	Sr	Fort Valley, GA
Michael Yates	73	OT	6-9	270	So	Tennille, GA

## BLAZERS BY POSITION

### OFFENSE

Quarterbacks —  
Chris Hatcher, Jamie Deloach, Matt Mumme, Coby Bentley  
Fullbacks —  
Dominique Ross, David Glisson  
Halfbacks — Reggie Walker, Billy White, Billy Poole  
Split Ends — Sean Pender, Angelo Williams, Lardell Brinson, Gilbert Grantlin  
Flankers — Robert Williams, Stanley Flanders, Mike Davis, Tirrell Andrews  
Tight Ends — Steve Greer, Jonathan Harris, David Banks, Jimmy King, Chad Hunter  
Centers — Tommy Clark, Josten Clark, Mark Sanders  
Guards — Matt Moore, Steve Foote, James Hubbard, Jeremy Lundy, Michael Yates, Jeremiah Laster  
Tackles — Steve Gates, Shawn Brannen, Charlie Walsh, Darryl Cherry, Drew McPhail, Tausee Letuli  
Kicker — Vernon Loree

### DEFENSE

Ends — Andre Hampton, Shay Williams, Dennis Hampton, Rodney Rigdon, Jeff Greer  
Tackles — Mike Berry, Matt Fiorelli, Emanuel Johnson  
Nose Tackles — John Hinson, Andre Randle  
Sam Linebackers — Erasmus Harvey, Tamarcus Smith, Tavaris Smith  
Mike Linebackers — Ryan Branch, James Lockhart, James Sirmans, Wayne Crews  
Will Linebackers — Ed Mitchell, Cornelius Seymour, Jody Honea  
Cornerbacks — Jason Jelks, Brad Trout, Walt Foy, Mike Gibson, Eugene Autry, Jamal Stevens, Archie Lewis  
Strong Safeties — Tony Hill, Darrell Mydell, Terry Smith  
Free Safeties — Marcus Johnson, Keith Braddock, Dennis Vela  
Punters — David Ashby, Wayne Devane

## NUMERICAL ROSTER

No.	Name	Pos.
2	Edward Mitchell	LB
3	Steve Greer	TE
4	James Lockhart	LB
5	David Banks	TE
6	Reginald Walker	HB
7	Dominique Ross	FB
8	Gilbert Grantlin	SE
9	Robert Williams	FL
10	Coby Bentley	QB
11	Jamie Deloach	QB
12	Lance Funderburk	QB
13	Keith Braddock	SS
14	David Ashby	P
15	Jason Jelks	CB
16	Matt Mumme	QB
17	Stanley Flanders	FL
18	Chris Hatcher	QB
19	Angelo Williams	SE
20	David Glisson	FB
21	Archie Lewis	CB
22	Billy Poole	HB
23	Cornelius Seymour	LB
24	Billy White	HB
25	Sean Pender	SE
26	Terry Smith	CB
27	Tony Hill	SS
28	Lardell Brinson	FL
29	Mike Davis	SE
30	Mike Gibson	CB
31	Vernon Loree	K
32	Erasmus Harvey	LB
33	Walt Foy	CB
34	Tamarcus Smith	LB
35	Jamal Stevens	CB
36	Darrell Mydell	SS
37	Mike Berry	DT
38	Eugene Autry	FS
39	Brad Trout	FS
40	Andre Randle	NG
42	Jonathan Harris	SB
43	Tavaris Smith	LB
45	Ryan Branch	LB
46	Wayne Devane	P
46	Dennis Vela	CB
47	Marcus Johnson	FS
49	Tirrell Andrews	FL
50	James Sirmans	LB
50	Wayne Crews	LB
51	Tausee Letuli	OT
52	Darryl Cherry	OT
54	Tommy Clark	C
55	Dennis Hampton	DE
56	Andre Hampton	DE
61	Jody Honea	LB
65	Drew McPhail	OT
66	Steve Foote	OG
67	Charlie Walsh	OT
68	Mark Sanders	C
69	Josten Clark	C
70	Jeremy Lundy	OG
71	Matt Moore	OG
72	Emanuel Johnson	DT
73	Michael Yates	OT
74	John Hinson	NG
75	Jeremiah Laster	OT
76	James Hubbard	OG
77	Steve Gates	OT
78	Shawn Brannen	OT
80	Matt Fiorelli	DT
81	Shay Williams	DE
82	Chad Hunter	TE
83	Jimmy King	TE
96	Rodney Rigdon	DE
97	Jeff Greer	DE

# 1994 SIGNEES

**LARDELL BRINSON**  
**Valdosta High School**  
**Valdosta, GA**  
**5-9, 160**  
**Wide Receiver**

Leading receiver on ground-oriented Valdosta High offense with 12 catches for 146 yards (12.1 yards per catch) and one touchdown. Excellent speed. Scored 1000 on the SAT. Played for Nick Hyder at Valdosta High.

**STEPHEN FOOTE**  
**Ricks College**  
**Rexburg, Idaho**  
**6-3, 280**  
**Offensive Guard**

Two-year starter for Ricks College teams that went 21-1. Top lineman on pass-oriented team which runs similar offense to Valdosta State. 1993 team passed for 2505 yards, averaging 22 yards per completion. A first team all-region selection in the Western States Football League. Played high school football in Hattiesburg, MS.

**STEPHEN GATES**  
**University of Georgia**  
**Athens, GA**  
**6-4, 300**  
**Offensive Tackle**

Transfer from the University of Georgia where he signed following outstanding prep career at McEachern High in Marietta. A member of

all-region and all-state teams, the Atlanta Journal-Constitution's Top 50 List and the Macon Telegraph's Sweet 16 as a high school senior. Played for Jimmy Dorsey at McEachern.

**JEREMIAH LASTER**  
**Tift County High School**  
**Tifton, GA**  
**6-3, 280**  
**Offensive Lineman**

Highly recruited by Division I and II schools despite knee injury which ended his prep career after two games this season. Selected to play in Georgia-Florida all-star game last summer. Scored 1030 on SAT. Played for Gene Brodie at Tift County.

**MATTHEW MUMME**  
**Valdosta High School**  
**Valdosta, GA**  
**6-2, 160**  
**Quarterback**

Part-time starter who

completed 9 of 25 passes for 118 yards and two touchdowns for a run-oriented Valdosta High team. Son of VSU head coach Hal Mumme. Played for Nick Hyder at Valdosta High.

**MARK SANDERS**  
**Decatur High School**  
**Decatur, GA**  
**6-2, 265**  
**Center**

All-county and all-region selection. Signed late after being recruited by several Division I as well as other Division II schools. Outstanding future prospect for the offensive front.

**TAVARIS SMITH**  
**Southwest High School**  
**Macon, GA**  
**6-1, 190**  
**Linebacker**

Leading tackler for Southwest Macon with 72 solo stops and 45 assists. Member of all-


city team. Played for Edgar Hatcher (VSU quarterback Chris Hatcher's father) at Southwest.

**JAMAL STEVENS**  
**Savannah High School**  
**Savannah, GA**  
**5-10, 175**  
**Cornerback**

First team all-city selection and a member of the Savannah Morning News' Fab 15 from the Coastal Empire. Three-year starter at cornerback who had 11 interceptions his junior season. Opponents avoided his side of the field in 1993. Played for former VSU assistant Tommy Macon at Savannah.

Name	Pos	Ht.	Wt.	High School/JUCO/4-Year	Hometown
Lardell Brinson	WR	5-9	160	Valdosta	Valdosta, GA
Stephen Foote	OG	6-3	280	Hattiesburg/Ricks JC	Hattiesburg, MS
Stephen Gates	OT	6-4	300	McEachern/UGA	Marietta, GA
Jeremiah Laster	OL	6-3	280	Tift County	Tifton, GA
Matthew Mumme	QB	6-2	160	Valdosta	Valdosta, GA
Mark Sanders	C	6-2	265	Decatur	Decatur, GA
Tavaris Smith	LB	6-1	205	Southwest Macon	Macon, GA
Jamal Stevens	DB	5-9	170	Savannah	Savannah, GA

# OPPONENTS



**KNOXVILLE COLLEGE**

**September 3, 7:00 p.m. (EDT)  
Cleveland Field, Valdosta, Ga.**

**PHOTO  
UNAVAILABLE  
AT TIME  
OF PRINTING**

**JOSEPH REDMOND**  
Head Coach  
*Knoxville College*

Location: Knoxville, Tenn.  
Enrollment: 1000  
President: Dr. John B. Turner  
Athletic Director: Joseph Redmond  
Nickname: Bulldogs  
Conference: Independent  
National Affiliation: NCAA III  
Stadium: MSC Athletic Field (2500)  
Head Coach: Joseph Redmond  
Alma Mater: Fisk 1967  
Record at KC: 15-15 (3 years)  
Phone: (615) 524-6519  
Series Record: First meeting

Assistants: George Johnson, Doug Mitchem, David Ippoliti, Joe White, Sebron, McCray  
1993 Record: 6-4  
Basic Offense: Multiple  
Basic Defense: Multiple  
Sports Information Director: Michelle Huff  
Office: (615) 524-6530; Fax: 524-6682  
Press Box: TBA  
Top Returnees: QB Andre Williams, RB Damian Miles, WR Terrell Bellamy, DE Roger Brooks  
Lettermen Returning:

**1994 Schedule**

S 3	..... at VALDOSTA STATE
S 10	..... Langston
S 17	..... Central State
S 24	..... at Morgan State
O 1	..... at Jacksonville State
O 15	..... Elizabeth City State
O 22	..... at Kentucky State
O 29	..... New Haven
N 6	..... at Bethune-Cookman
N 12	..... at Livingstone

**1993 Results (6-4)**

33	Bethune-Cookman	..... 31
19	Austin Peay State	..... 29
35	Kentucky State	..... 14
20	Texas Southern	..... 27
13	Central State	..... 23
33	Langston	..... 35
34	Lane	..... 14
34	Miles	..... 0
32	Morgan State	..... 28
10	Livingstone	..... 7

**UNIVERSITY OF CENTRAL FLORIDA**

**September 10, 1:00 p.m. (EDT)  
Florida Citrus Bowl, Orlando, Fla.**



**GENE McDOWELL**  
Head Coach  
*University of Central Florida*

Location: Orlando, Fla.  
Enrollment: 22,000  
President: Dr. John C. Hitt  
Athletic Director: Steve Sloan  
Nickname: Knights  
Conference: Independent  
National Affiliation: NCAA I-AA  
Stadium: Florida Citrus Bowl (70,000)  
Head Coach: Gene McDowell  
Record at UCF: 64-40 (9 years)  
Phone: (407) 823-2342  
Series Record: UCF leads 5-2

Assistants: Ron McCrone, Mike Kruczak, Wes Chandler, Paul Lounsberry, Alan Gooch, Ed Koschewa, Eric Miller, Matt Rock  
1993 Record: 9-3  
Basic Offense: Multiple  
Basic Defense: Multiple  
Sports Info Director: Bob Cefalo  
Office: (407) 823-2464; Fax: 823-5266  
Top Returnees: WR David Rhodes, QB Darin Hinshaw, C Mike Gruttadauria, DE Greg Jefferson, LB Travis Cooper, DE Corries Hardy  
Lettermen Returning: 50 (25 off, 25 def)

**1994 Schedule**

S 3	..... at Maine
S 10	..... VALDOSTA STATE
S 17	..... Bethune-Cookman
S 24	..... Western Kentucky
O 1	..... at Illinois State
O 8	..... at Samford
O 15	..... at Northeast Louisiana
O 22	..... Troy State
O 29	..... at Liberty
N 12	..... at East Carolina
N 19	..... Buffalo

**1993 Results (9-3)**

35	VALDOSTA STATE	..... 30
17	East Carolina	..... 41
22	McNeese State	..... 3
42	Yale	..... 28
48	Samford	..... 17
35	Western Illinois	..... 17
34	Bethune-Cookman	..... 14
15	Troy State	..... 29
55	Liberty	..... 19
42	Buffalo	..... 7
38	Louisiana Tech	..... 16
30	Youngstown State	..... 56

## FORT VALLEY STATE COLLEGE

September 17, 7:00 p.m. (EDT)  
Cleveland Field, Valdosta, Ga.

Location: Fort Valley, Ga.  
Enrollment: 2500  
President: Dr. Oscar Prater  
Athletic Director: Doug Porter  
Nickname: Wildcats  
Conference: SIAC  
National Affiliation: NCAA II  
Stadium: Wildcat (6000)  
Head Coach: Doug Porter  
Alma Mater: Xavier 1952  
Record at FVSC: 98-48-3 (14 years)  
Phone: (912) 825-6208  
Series Record: VSU leads 6-1

Assistants: John Rhodes, Rodney Parker,  
Craig Payne, Dean Brown, Bruce  
Mullen, Alton Carson  
1993 Record: 6-4-1, 5-1-1 in SIAC  
Basic Offense: Multiple  
Basic Defense: 4-3  
Sports Information Director: Russell Boone  
Office: (912) 825-6437  
Fax: (912) 825-6394  
Top Returnees: RB James Latimore, WR  
Fredrick Cotton, SS Jimmie Reed, CB  
Tyrone Poole, LB Roland Buford, RS  
Aiyetoro Taylor  
Lettermen Returning: 38 (17 off, 21 def)



**DOUG PORTER**  
Head Coach  
Fort Valley State College

### 1994 Schedule

S 3	..... North Alabama
S 10	..... Morehouse
S 17	..... at VALDOSTA STATE
S 24	..... Morris Brown
O 1	..... at Clark Atlanta
O 15	..... at Miles
O 22	..... Alabama A&M
O 29	..... Tuskegee
N 5	..... at Savannah State
N 12	..... Albany State

### 1993 Results (6-4-1)

14	North Alabama	.....	36
36	Morehouse	.....	6
24	VALDOSTA STATE	.....	49
17	Morris Brown	.....	0
10	Clark Atlanta	.....	6
13	Jacksonville State	.....	27
40	Miles	.....	0
35	Alabama A&M	.....	7
40	Tuskegee	.....	21
14	Savannah State	.....	14
0	Albany State	.....	14

## CLARK ATLANTA UNIVERSITY

September 24, 7:00 p.m. (EDT)  
Cleveland Field, Valdosta, Ga.

Location: Atlanta, GA  
Enrollment: 4000  
President: Dr. Thomas W. Cole  
Athletic Director: Dr. Richard Cosby  
Nickname: Panthers  
Conference: SIAC  
National Affiliation: NCAA II  
Stadium: Lakewood (12,000)  
Head Coach: Willie Hunter  
Alma Mater: Ft. Valley State 1957  
Record at CAU: 17-22-1 (4 years)  
Phone: (404) 880-8000  
Series Record: VSU leads 2-0

Assistants: Randy Carpenter, Dave Edwards  
Curtis Crockett, Randy Florence, Robert  
Haygood, Elmer Mixon  
1993 Record: 2-8  
Basic Offense: Multiple  
Basic Defense: Multiple  
Sports Information Director: Roger Caruth  
Office: (404) 880-8029; Fax: 880-8397  
Press Box Phone: TBA  
Top Returnees: QB Cedric Shaffiers, RB Ray  
Cockerham, OL Jamie Freeman, DB  
Shredrick Austin, LB Eric Wilson, LB  
Rodney Hackney  
Lettermen Returning: 34 (15 off, 19 def)



**WILLIE HUNTER**  
Head Coach  
Clark Atlanta University

### 1994 Schedule

S 5	..... Morris Brown
S 17	..... at Alabama A&M
S 24	..... at VALDOSTA STATE
O 1	..... Fort Valley State
O 15	..... Kentucky State
O 22	..... Savannah State
O 29	..... at Albany State
N 5	..... Tuskegee
N 12	..... at Lane
N 19	..... Morehouse

### 1993 Results (2-8)

18	Morris Brown	.....	42
14	Savannah State	.....	16
12	VALDOSTA STATE	.....	41
6	Ft. Valley State	.....	10
19	Tuskegee	.....	35
30	Kentucky State	.....	7
20	Miles	.....	12
12	Albany State	.....	20
8	Alabama A&M	.....	15
0	Morehouse	.....	7

## LIVINGSTON UNIVERSITY

**October 1, 2:00 p.m. (CDT)**  
**Tiger Stadium, Livingston, Ala.**



**TODD STROUD**  
 Head Coach  
 Livingston University

Location: Livingston, Ala.  
 Enrollment: 2100  
 President: Dr. Don Hines  
 Athletic Director: Dee Outlaw  
 Nickname: Tigers  
 Conference: Gulf South  
 National Affiliation: NCAA II  
 Stadium: Tiger (8500)  
 Head Coach: Todd Stroud  
 Alma Mater: Florida State 1985  
 Record at LU: First year  
 Phone: (205) 652-9661  
 Series Record: VSU leads 11-1

Assistants: Rick Kravitz, Joe Ionata,  
 Tracy Rocker, Karl Justus, Marcus Bailey,  
 Mike Muschamp, Tom Causey, Eddie Metcalf  
 1993 Record: 2-7-1, 1-5-1 in GSC (6th)  
 Basic Offense: I  
 Basic Defense: 4-3  
 Sports Information Director: Dee Outlaw  
 Office: (205) 652-9661 Ext. 370  
 Fax: 652-9661 Ext. 482; Press Box: 652-9406  
 Top Returnees: WR Marty Hammond, RB  
 Orlando Chappell, OT Tommy Cox, DT  
 Cedric Daniels, LB Marcus Redmon, FS  
 Marshon Harper  
 Lettermen Returning: 24 (11 off, 13 def)

### 1994 Schedule

S 3	.....	at Albany State
S 10	.....	at Nicholls State
S 17	.....	at Kentucky State
S 24	.....	Mississippi College
O 1	.....	VALDOSTA STATE
O 8	.....	at West Georgia
O 15	.....	Central Arkansas
O 22	.....	at Delta State
O 29	.....	North Alabama
N 5	.....	at Henderson State

### 1993 Results (2-7-1)

21	Albany State	.....	33
51	Nicholls State	.....	42
28	Stephen F. Austin State	.....	49
22	Mississippi College	.....	22
13	VALDOSTA STATE	.....	42
22	West Georgia	.....	27
27	Central Arkansas	.....	42
60	Delta State	.....	55
15	North Alabama	.....	65
44	Henderson State	.....	46

## UNIVERSITY OF NEW HAVEN

**October 8, 1:00 p.m. (EDT)**  
**Cleveland Field, Valdosta, Ga.**



**TONY SPARANO**  
 Head Coach  
 University of New Haven

Location: West Haven, Conn.  
 Enrollment: 1550  
 President: Dr. Lawrence DeNardis  
 Athletic Director: Deborah Chin  
 Nickname: Chargers  
 Conference: Independent  
 Affiliation: NCAA II  
 Stadium: Robert Dodds Field (3500)  
 Head Coach: Tony Sparano  
 Alma Mater: New Haven 1984  
 Record at NH: First year  
 Phone: (203) 932-7023  
 Series Record: First meeting

Assistants: Frank DeGennaro, Scott Lakatos,  
 Peter Rossmundo, Dale Joyner, Tony Mortali,  
 Bob Grammer, John Raba, John Svatik  
 1993 Record: 11-1  
 Basic Offense: I  
 Basic Defense: 4-3  
 Sports Info Director: Jack Jones  
 Office: (203) 932-7025; Fax: 932-7470  
 Press Box: (203) 934-7415  
 Top Returnees: RB Roger Graham, QB Jim  
 Weir, WR Joe Davis, DL Chris Lunz, DB  
 Michael Brown, LB Pat Bannon  
 Lettermen Returning: 35 (18 off, 17 def)

### 1994 Schedule

S 1	.....	at Bloomsburg
S 10	.....	at Kutztown
S 17	.....	Indiana (PA)
S 24	.....	at Abilene Christian
O 8	.....	at VALDOSTA STATE
O 15	.....	American International
O 22	.....	Southern Connecticut State
O 29	.....	at Knoxville
N 5	.....	at Bowie State
N 12	.....	at Liberty

### 1993 Results (11-1)

45	West Chester	.....	33
38	Buffalo	.....	6
35	Clarion	.....	23
62	Springfield	.....	3
62	Carson-Newman	.....	31
71	Virginia Union	.....	28
47	Southern Connecticut State	.....	14
63	American International	.....	10
69	Bowie State	.....	19
55	Shepherd	.....	0
48	Edinboro	.....	28
35	Indiana (PA)	.....	38



## WEST GEORGIA COLLEGE

**October 15, 2:00 p.m. (EDT)**  
**Cleveland Field, Valdosta, Ga.**

Location: Carrollton, Ga.  
 Enrollment: 7947  
 President: Dr. Bruce W. Lyon  
 Athletic Director: Ed Murphy  
 Nickname: Braves  
 Conference: Gulf South  
 Affiliation: NCAA II  
 Stadium: Grisham (6500)  
 Head Coach: Charlie Fisher  
 Alma Mater: Springfield 1981  
 Record at WGC: 4-6 (1 year)  
 Phone: (404) 836-6539  
 Series Record: VSU leads 9-2

Assistants: David Dean, Jeff Farrington,  
 Tony Oglesby, Gary Otten, Glenn  
 Spencer, Brian Bohannon, Bill Spears  
 1993 Record: 4-6, 4-3 in GSC (T 3rd)  
 Basic Offense: Pro Set  
 Basic Defense: 4-3  
 Sports Info Director: Ken Skinner  
 Office: (404) 836-6542; Fax: 836-6543  
 Press Box: 836-1776  
 Top Returnees: TB Felix Addo, WR  
 Antjuane Sims, WR Chad Walker, LB  
 Tim McClain, DL Mike Thomas,  
 Lettermen Returning: 35 (21 off, 14 def)

### 1994 Schedule

S 3	.....	Elon
S 10	.....	at Georgia Southern
S 17	.....	at Albany State
S 24	.....	at Central Arkansas
O 1	.....	Union
O 8	.....	Livingston
O 15	.....	at VALDOSTA STATE
O 29	.....	Mississippi College
N 5	.....	at Delta State
N 12	.....	North Alabama

### 1993 Results (4-6)

11	Elon	.....	25
12	UT Martin	.....	20
14	Albany State	.....	24
23	Central Arkansas	.....	26
19	Harding	.....	22
27	Livingston	.....	22
23	VALDOSTA STATE	.....	16
27	Mississippi College	.....	25
27	Delta State	.....	7
14	North Alabama	.....	41



**CHARLIE FISHER**  
 Head Coach  
 West Georgia College

## MISSISSIPPI COLLEGE

**October 22, 6:00 p.m. (CDT)**  
**Robinson-Hale Stadium, Clinton, Miss.**

Location: Clinton, Miss.  
 Enrollment: 4000  
 President: Dr. Howell Todd  
 Athletic Director: Terry McMillan  
 Nickname: Choctaws  
 Conference: Gulf South  
 National Affiliation: NCAA II  
 Stadium: Robinson-Hale (8500)  
 Head Coach: Terry McMillan  
 Alma Mater: Southern Mississippi 1969  
 Record at MC: 17-12-3 (3 years)  
 Phone: (601) 925-3342  
 Series Record: MC leads 8-3-1


Assistants: Joel Hudson, Charlie Coles,  
 Laurin Collins, Bill Gray, Cooper  
 Pope, Johnny Mills  
 1993 Record: 6-3-1, 3-3-1 in GSC  
 Basic Offense: Multiple  
 Basic Defense: Multiple  
 Sports Info Director: Norman Gough  
 Office: (601) 925-3255; Fax: 925-3818  
 Press Box: 925-3347  
 Top Returnees: FL Benn Sanford, TE  
 Mario Hansbrough, SE Andy Dart, LB  
 Jason Rodgers, FS Shannon Garrett, DE  
 Davis Smith  
 Lettermen Returning: 17 (9 off, 8 def)

### 1994 Schedule

S 3	.....	at Arkansas-Monticello
S 10	.....	at Abilene Christian
S 17	.....	at North Alabama
S 24	.....	at Livingston
O 1	.....	Henderson State
O 15	.....	at Samford
O 22	.....	VALDOSTA STATE
O 29	.....	at West Georgia
N 5	.....	at Central Arkansas
N 12	.....	Delta State

### 1993 Results (6-3-1)

31	Arkansas-Monticello	.....	6
13	Texas A&M-Kingsville	.....	9
22	Livingston	.....	22
35	Henderson State	.....	20
28	North Alabama	.....	38
21	Samford	.....	14
21	VALDOSTA STATE	.....	42
25	West Georgia	.....	27
21	Central Arkansas	.....	14
13	Delta State	.....	7



**TERRY McMILLAN**  
 Head Coach  
 Mississippi College

**DELTA STATE UNIVERSITY**

**October 29, 7:00 p.m. (EDT)  
Cleveland Field, Valdosta, Ga.**



**TODD KNIGHT**  
Head Coach  
*Delta State University*

Location: Cleveland, Miss.  
Enrollment: 3937  
President: Dr. Kent Wyatt  
Athletic Director: Dr. Jim Jordan  
Nickname: Statesmen  
Conference: Gulf South  
National Affiliation: NCAA II  
Stadium: Travis E. Parker (8000)  
Head Coach: Todd Knight  
Alma Mater: Ouachita Baptist 1986  
Record at DSU: 3-7 (1 year)  
Phone: (601) 846-4132  
Series Record: DSU leads 6-5-1

Assistants: Steve Carter, Deron Huerkamp, Pierce McIntosh, Jerry Allen, Tony Cook, Donald Dykes  
1993 Record: 3-7, 1-6 in GSC (7th)  
Basic Offense: I  
Basic Defense: 40  
Sports Info Director: Rick Kindhart  
Office: (601) 846-4677; Fax: 846-4679  
Press Box: 846-4590  
Top Returnees: QB David Crowe, WR Frank McKinley, OT Erick Brady, SS Corey Smith, FS Henry Johnson, DE Antonio Sellers  
Lettermen Returning: 28 (14 off, 14 def)

**1994 Schedule**

S 10	..... at Northwestern State
S 17	..... at Harding
S 24	..... North Alabama
O 1	..... at Central Arkansas
O 8	..... Henderson State
O 15	..... East Texas State
O 22	..... Livingston
O 29	..... at VALDOSTA STATE
N 5	..... West Georgia
N 12	..... at Mississippi College

**1993 Results (3-7)**

20	Southwest Baptist	..... 0
20	Harding	..... 6
17	North Alabama	..... 58
27	Central Arkansas	..... 34
20	Henderson State	..... 19
14	East Texas State	..... 19
55	Livingston	..... 60
8	VALDOSTA STATE	..... 33
7	West Georgia	..... 27
7	Mississippi College	..... 13

**UNIVERSITY OF NORTH ALABAMA**

**November 5, 7:00 p.m. (CST)  
Braly Municipal Stadium, Florence, Ala.**



**BOBBY WALLACE**  
Head Coach  
*University of North Alabama*

Location: Florence, Ala.  
Enrollment: 5600  
President: Dr. Robert Potts  
Athletic Director: Bill Jones  
Nickname: Lions  
Conference: Gulf South  
National Affiliation: NCAA II  
Stadium: Braly Municipal (13,000)  
Head Coach: Bobby Wallace  
Alma Mater: Mississippi State 1976  
Record at UNA: 40-27-1 (6 years)  
Phone: (205) 760-4397  
Series Record: UNA leads 7-4-1

Assistants: Bill Hyde, David Martin, Willie Slater, Derek Hill, Raymond Monica  
1993 Record: 14-0, 7-0 in GSC (1st)  
Basic Offense: Multiple  
Basic Defense: Multiple  
Sports Info Director: Jeff Hodges  
Office: (205) 760-4595; Fax: 760-4659  
Press Box: 760-6372  
Top Returnees: QB Cody Gross, RB Kenyatta Jones, OL Jon Thompson, LB Keith Humphrey, LB Ronald McKinnon, P Lee Morris  
Lettermen Returning: 36 (22 off, 14 def)

**1994 Schedule**

S 3	..... at Fort Valley State
S 10	..... Alabama A&M
S 17	..... Mississippi College
S 24	..... at Delta State
O 8	..... at Youngstown State
O 15	..... at Henderson State
O 22	..... Central Arkansas
O 29	..... at Livingston
N 5	..... VALDOSTA STATE
N 12	..... at West Georgia

**1993 Results (14-0)**


36	Ft. Valley State	..... 14
49	Alabama A&M	..... 7
58	Delta State	..... 17
44	Portland State	..... 32
38	Mississippi College	..... 28
17	Henderson State	..... 0
27	Central Arkansas	..... 10
65	Livingston	..... 15
31	VALDOSTA STATE	..... 21
41	West Georgia	..... 14
38	Carson-Newman	..... 28
45	Hampton	..... 20
27	Texas A&M-Kingsville	..... 25
41	Indiana (PA)	..... 34

## HENDERSON STATE UNIVERSITY

**November 12, 7:00 p.m. (EST)  
Cleveland Field, Valdosta, Ga.**

Location: Arkadelphia, Ark.  
Enrollment: 4300  
President: Dr. Charles D. Dunn  
Athletic Director: Ken Turner  
Nickname: Reddies  
Conference: Gulf South  
National Affiliation: NCAA II  
Stadium: Carpenter-Haygood (9600)  
Head Coach: Ronnie Kerr  
Alma Mater: Henderson State 1966  
Record at HSU: First year  
Phone: (501) 246-5511, Ext. 3116  
Series Record: VSU leads, 1-0

Assistants: George Baker,  
Perry Goodell, Willie Tate,  
Darren Preston  
1993 Record: 4-6  
Basic Offense: Multiple  
Basic Defense: 4-3  
Sports Info Director: David Worlock  
Office: (501) 246-5511, Ext. 3118  
Press Box: (501) 246-5511, Ext. 3114  
Top Returnees: WR Eric Davis, OL Brian  
Sims, OL Jason Hartness, LB K.D.  
Williams, CB Ken Scroggins, DT Greg  
Mundy  
Lettermen Returning: 32 (16 off, 16 def)



**RONNIE KERR**  
Head Coach  
*Henderson State University*

### 1994 Schedule

S 3 ..... Southern Arkansas  
S 10 ..... Arkansas-Monticello  
S 17 ..... at East Texas State  
S 24 ..... Arkansas-Pine Bluff  
O 1 ..... at Mississippi College  
O 8 ..... at Delta State  
O 15 ..... North Alabama  
O 22 ..... at Stephen F. Austin State  
O 29 ..... Central Arkansas  
N 5 ..... Livingston  
N 12 ..... at VALDOSTA STATE

### 1993 Results (4-6)

7 Jacksonville ..... 12  
35 Arkansas-Monticello ..... 22  
7 East Texas State ..... 0  
13 Arkansas-Pine Bluff ..... 12  
20 Mississippi College ..... 35  
19 Delta State ..... 20  
0 North Alabama ..... 17  
16 Central Arkansas ..... 28  
46 Livingston ..... 44  
20 VALDOSTA STATE ..... 42

## VSU ON THE ROAD

2

### GAME 2 CENTRAL FLORIDA September 10, 1 PM (EDT)

Leave: Friday, September 9  
Pre-Game Headquarters:  
Radisson Hotel Downtown  
Orlando (407) 425-4455  
Return: September 10 (after game)  
Travel Time: 4 hours (200 miles)

5

### GAME 5 LIVINGSTON October 1, 2 PM (CDT)

Leave: Friday, September 30  
Pre-Game Headquarters:  
Days Inn  
Demopolis, Ala. (205) 289-2500  
Return: October 1 (after game)  
Travel Time: 7 hours (270 miles)

8

### GAME 8 MISSISSIPPI COLLEGE October 22, 6 PM (EDT)

Leave: Saturday, October 22 (chartered jet)  
Pre-Game Headquarters:  
Robinson-Hale Stadium  
Clinton, MS  
Return: October 22 (after game)  
Travel Time: 2 hours (480 miles)

9

### GAME 9 NORTH ALABAMA November 5, 7 PM (CDT)

Leave: Friday, November 4  
Pre-Game Headquarters:  
Holiday Inn  
Sheffield, Ala. (205) 381-4710  
Return: November 5 (after game)  
Travel Time: 9 hours (460 miles)

# A LOOK BACK

## Blazers Roll To 8-3 Season As Records Fall Like Dominoes

**The** 1993 Blazers' quest to become the first VSU football team to advance to post-season play came up short again as North Alabama prevailed in the big showdown between the two elite teams in the Gulf South Conference.

Valdosta State enjoyed a record-breaking season offensively and defensively, won eight of 11 games and finished second in the GSC for the third consecutive year, but the disappointment of not making the 16-team national playoff field effectively tarnished an otherwise superb season.

The Blazers opened the year with an easy 65-0 cakewalk past outmanned Mount Senario at home before traveling to Central Florida for what turned out to be an aerial shootout in the Florida Citrus Bowl. The two teams combined for more than 800 passing yards before the Knights rallied for a 35-30 victory. VSU then reeled off four straight wins in impressive fashion, ripping Fort Valley State on the road, 49-24, before returning home for three straight games and beat-



ing Clark Atlanta, 41-12, Livingston, 42-13, and Tarleton State, 68-10.

The 5-1 record impressed the pollsters enough to elevate the Blazers to a No. 7 national ranking heading into the trip to West Georgia. The Braves had spoiled VSU's 1992 season with a stunning 42-28 upset, West Georgia's first ever over a Valdosta State team, and it was *deja vu* all over again as the Braves rallied for a 23-16 win in Carrollton's Grisham Stadium. Following the upset, those same pollsters dropped the Blazers to 20th in the national poll, necessitating a perfect finish for VSU to advance to post-season play. VSU started its comeback bid the next week, pounding Mississippi College at home, 42-21, before flying to Delta State and rip-

ping the Statesmen, 33-8. But North Alabama popped the bubble again, taking a 31-21 decision in Valdosta. The Blazers didn't quit, rebounding for a 42-20 season-ending victory at Henderson State.

The eight wins were the second highest total in Valdosta State football history (the 1986 team finished 9-2), and the winning season was the third straight, improving the overall record after a dozen years of football to 70-52-4 and the conference worksheet to 49-38-3.

The Blazers' senior class had only seven members (six offense and one defense), but they were all major contributors to the 1993 success. Record-setting wide receiver Calvin Walker, backup fullback and spe-

cial teams leader Blake Duncan, tackles York Kurinsky and Chuck Stamey, center Shawn Bostick and wide receiver and holder Marc Beach from the offense and backup defensive end Reggie West from the defense will be sorely missed.

Kurinsky signed a free agent contract with the Arizona Cardinals last spring, joining former VSU standouts Jessie Tuggle (Atlanta) and Antonio Edwards (Seattle) in the pro ranks.

No less than 32 school, 22 conference and five national records were set by the 1993 Blazers.

Seven players, including a record six first-teamers, were named to the all-conference team at year's end. Walker, Kurinsky and quarterback Chris Hatcher were first team selections on offense while end Andre Hampton, linebacker Erasmus Harvey and strong safety Tony Hill were chosen on defense. Return specialist Stanley Flanders was named to the second team.

# '94 VALDOSTA STATE VSU UNIVERSITY FOOTBALL

## VALDOSTA STATE 65 MOUNT SENARIO 0

Sept. 2, 1993 7 pm EDT  
Cleveland Field, Valdosta, GA  
Att: 4879 Conditions: 93 degrees,  
Wind S at 14 mph, Overcast

The season opener was just what the doctor ordered for Valdosta State as the Blazers made their first game as a university a resounding success, rolling past the spirited but outmanned Mount Senario Saints 65-0. The easy win snapped a four-game losing streak in openers and afforded the coaching staff an opportunity to play everyone on the team. After an exchange of punts, VSU's high-powered offense went to work, scoring on its next seven possessions to build a whopping 44-0 halftime lead. Quarterback Chris Hatcher threw at will, completing 17 of 27 first half passes for 181 yards and four touchdowns. He added one more scoring toss early in the third quarter before taking the rest of the night off. Understudy Lance Funderburk directed the Blazers on two more scoring drives to account for the final margin. While the offense was rolling up 481 total yards, the defense was limiting the Saints to 22 yards, including minus 13 on the ground, as the Blazers recorded their fifth shutout in history.

Mount Senario 0 0 0 0 - 0  
Valdosta State 21 23 7 14 - 65

- VSU - Reginald Walker 9 run (Vernon Loree kick) 8:06 1st
- VSU - Stanley Flanders 23 pass from Chris Hatcher (Loree kick) 3:44 1st
- VSU - Steve Greer 11 pass from Hatcher (Loree kick) :30 1st
- VSU - Calvin Walker 14 pass from Hatcher (Loree kick) 13:34 2nd
- VSU - James Lockhart 24 fumble return (kick blocked) 13:09 2nd
- VSU - Loree 28 field goal 9:50 2nd
- VSU - Greer 6 pass from Hatcher (Loree kick) 6:05 2nd
- VSU - Blake Duncan 1 pass from Hatcher (Loree kick) 9:42 3rd
- VSU - Keith Cooksey 10 pass from Lance Funderburk (Jerry Dillard kick) 14:29 4th
- VSU - Barry Jones 19 run (Dillard kick) 12:44 4th

### STATISTICS

	VSU	MSC
First Downs	26	4
Yds Rushing	160	13
Yds Passing	321	35
Passes	33-53-0	12-24-1
Punts	1-38.0	10-36.5
Penalties	15-95	6-30
Fumbles/Lost	1-0	7-4
Possession	28:22	31:38

### STAT LEADERS

- Rushing: Glisson (VSU) 2-54, 0 TDs  
Huff (MSC) 11-7, 0 TDs
- Passing: Hatcher (VSU) 22-33-0, 218, 5 TDs  
Engel (MSC) 7-11-1, 24, 0 TDs
- Receiving: C. Walker (VSU) 5-36, 1 TD  
Carey (MSC) 3-11, 0 TDs
- Tackles: Parsons (VSU) 7 (5 solo)  
Vilchez (MSC) 11 (10 solo)

## CENTRAL FLORIDA 35 VALDOSTA STATE 30

Sept. 11, 1993 1:30 pm EDT  
Florida Citrus Bowl, Orlando, FL  
Att: 11,033 Conditions: 84 degrees,  
Wind NE at 8 mph, Overcast  
and Humid

Valdosta State went into the Florida Citrus Bowl tabbed a heavy underdog to Division 1-AA Central Florida, but the Blazers opened the game like a house on fire, scoring on its first two possessions for a quick 10-0 lead. After Calvin Walker returned the opening kickoff 65 yards, Vernon Loree capped a short drive with a 32-yard field goal less than four minutes into the game. VSU went up 10-0 less than a minute later, converting a Knight fumble at their 19 into a 10-yard TD pass from Chris Hatcher to Robert Williams. Central Florida showed signs of things to come, however, driving all the way to the Blazer two before coughing up another fumble (the Knights lost five on the day). The reprieve was temporary as two possessions later UCF took advantage of the Blazers' only lost fumble and drove a quick 30 yards to get on the board. After trading interceptions, Central Florida took a brief lead by driving 45 yards in 5 plays for a 14-10 lead. But the Blazers roared back, driving 69 yards for the go-ahead touchdown, then adding another score 26 seconds before halftime for a 24-14 lead at intermission. The Knights came out in the second half with a great passing game, scoring three unanswered touchdowns (although VSU had a 95-yard TD pass called back) to take what appeared to be a safe 35-24 lead. The Blazers wouldn't quit, and when Hatcher and Walker teamed up on a 90-yard scoring play, VSU was back in it with 2:30 remaining. An onside kick was recovered by the Blazers, but another penalty (VSU was flagged for 125 yards in the game) nullified a 22-yard gain down to the Knight 32. Hatcher had a great game, passing for 382 yards and four scores. His counterpart, Darin Hinshaw, was even better, throwing for a record 437 yards.

Valdosta State 10 14 0 6 - 30  
Central Florida 0 14 7 14 - 35

- VSU - Vernon Loree 31 FG 11:10 1st
- VSU - Robert Williams 10 pass from Chris Hatcher (Loree kick) 10:16 1st
- UCF - Willie English 1 run (Charlie Pierce kick) 14:58 2nd
- UCF - Mike Huff 8 run (Pierce kick) 8:11 2nd
- VSU - Williams 41 pass from Hatcher (Loree kick) 5:07 2nd
- VSU - Stanley Flanders 27 pass from Hatcher (Loree kick) :26 2nd
- UCF - Huff 5 run (Pierce kick) 13:13 3rd
- UCF - David Rhodes 5 pass from Darin Hinshaw (Pierce kick) 13:17 4th
- UCF - Mark Whittemore 74 pass from Hinshaw (Pierce kick) 11:00 4th
- VSU - Calvin Walker 90 pass from Hatcher (pass failed) 2:30 4th

### STATISTICS

	VSU	UCF
First Downs	19	21
Yds Rushing	28	117
Yds Passing	382	437
Passes	32-52-2	25-35-1
Punts	7-39.6	4-39.8
Penalties	16-125	8-74

Fumbles/Lost 3-1 7-5  
Possession 28:49 31:11

### STAT LEADERS

- Rushing: Ross (VSU) 6-36, 0 TDs  
Davis (UCF) 5-78, 0 TDs
- Passing: Hatcher (VSU) 32-52-2, 382, 4 TDs  
Hinshaw (UCF) 25-35-1, 437, 2 TDs
- Receiving: Walker (VSU) 9-160, 1 TD  
Whittemore (UCF) 5-163, 1 TD
- Tackles: M. Johnson (VSU) 7 (7 solo)  
Bryant (UCF) 6 (5 solo)

## VALDOSTA STATE 49 FORT VALLEY STATE 24

Sept. 18, 1993 7 pm EDT  
Anderson Stadium, Fort Valley, GA  
Att: 6531 Conditions: 88 degrees,  
Wind NE at 5 mph, Clear

In a game of added importance because it counted in the Gulf South Conference standings, Valdosta State took care of business early and often, building a 35-3 halftime lead against its old intrastate rival. The Blazers scored on their first two possessions, then added three more scores following a Fort Valley State field goal. Fullback Dominique Ross started the point parade with a nine-yard run before Chris Hatcher threw his first of three touchdown passes, this one to tight end David Banks from six yards out. Ross and Hatcher tacked on three and four-yard scoring runs in the second quarter, and Hatcher tossed a little two-yarder to Blake Duncan for the final first half points 25 seconds before intermission. The Wildcats made things interesting in the third quarter, scoring two quick TDs to cut the VSU lead to 35-17, but Hatcher righted the Blazer ship, hitting Sean Pender with a 29-yard scoring strike to pull his team out of danger. The two clubs swapped touchdowns down the stretch, the final VSU score coming on a 12-yard jaunt by Ross who set a new school record with 218 yards rushing in the game. Hatcher had a solid outing, completing 22 of 32 for 295 yards and the three scores.

Valdosta State 14 21 0 14 - 49  
Fort Valley State 0 3 14 7 - 24

- VSU - Dominique Ross 9 run (Vernon Loree kick) 13:09 1st
- VSU - David Banks 6 pass from Chris Hatcher (Loree kick) 9:27 1st
- FVS - Steve Lindsay 28 field goal 14:27 2nd
- VSU - Ross 3 run (Loree kick) 12:31 2nd
- VSU - Hatcher 4 run (Loree kick) 11:22 2nd
- VSU - Blake Duncan 2 pass from Hatcher (Loree kick) :25 2nd
- FVS - Emil Fox 12 pass from Hubert Hogan (Lindsay kick) 12:14 3rd
- FVS - Fredrick Cotton 8 pass from Hogan (Lindsay kick) 10:24 3rd
- VSU - Sean Pender 29 pass from Hatcher (Loree kick) 12:47 4th
- FVS - Aiyetoro Taylor 94 kickoff return (Lindsay kick) 12:35 4th
- VSU - Ross 12 run (Loree kick) 7:02 4th

### STATISTICS

	VSU	FVS
First Downs	23	14
Yds Rushing	242	131
Yds Passing	295	100
Passes	22-32-0	9-18-2
Punts	4-45.5	6-43.5
Penalties	8-83	6-75
Fumbles/Lost	3-2	2-1
Possession	34:17	25:43

### STAT LEADERS

- Rushing: Ross (VSU) 30-218, 3 TDs  
Milner (FVS) 11-42, 0 TDs
- Passing: Hatcher (VSU) 22-32-0, 295, 3 TDs  
Hogan (FVS) 9-18-2, 100, 2 TDs
- Receiving: C. Walker (VSU) 9-91, 0 TDs  
Cotton (FVS) 4-74, 1 TD
- Tackles: Johnson, Parsons (VSU) 7 (4 solo)  
Latimore (FVS) 10 (5 solo)

## VALDOSTA STATE 41 CLARK ATLANTA 12

Sept. 25, 1993 7 pm EDT  
Cleveland Field, Valdosta, GA  
Att: 6255 Conditions: 87 degrees,  
Wind W at 8 mph, Clear

The Blazers spotted Clark Atlanta an early touchdown, but Walt Foy's scoring return of a blocked extra point try was a sign of things to come as quarterback Chris Hatcher went to work and put the game away in the first half. Hatcher took his team on three straight scoring drives, ending them with touchdown passes of 15 and two yards to tight end David Banks and five yards to flanker Stanley Flanders. The Panthers scored again to cut the lead to 24-12 before VSU ended the first half offensive show with two more TDs, the first on a 41-yard scamper by Dominique Ross and the second on a picture perfect 68-yard pass from Hatcher to Flanders. The second half was a hum affair with the only points coming from the foot of Blazer kicker Vernon Loree who knocked home a 25-yard field goal late in the third quarter. Hatcher enjoyed another profitable outing, completing 31 of 46 passes for 330 yards and the four TDs while Ross ran for 94 yards. Calvin Walker caught 11 passes for 85 yards, and Flanders's four catches were worth 104 yards. Middle linebacker Erasmus Harvey led a swarming Blazer defense which limited the Panthers to 50 yards rushing.

Clark Atlanta 6 6 0 0 - 12  
Valdosta State 17 21 3 0 - 41

- CAU - Terry Beckham 39 pass from Cedric Schaffers (kick blocked) 11:36 1st
- VSU - Walt Foy blocked PAT return 11:36 1st
- VSU - David Banks 15 pass from Chris Hatcher (Banks pass from Hatcher) 6:46 1st
- VSU - Banks 2 pass from Hatcher (Loree kick) :08 1st
- VSU - Stanley Flanders 5 pass from Hatcher (Loree kick) 12:14 2nd
- CAU - Schredrick Austin 79 pass from Shaffers (run failed) 5:05 2nd
- VSU - Dominique Ross 41 run (Loree kick) 4:46 2nd
- VSU - Flanders 68 pass from Hatcher (Loree kick) :23 2nd
- VSU - Loree 25 field goal 1:14 3rd

# '94 VALDOSTA STATE VSU UNIVERSITY FOOTBALL

## STATISTICS

	VSU	CAU
First Downs	23	15
Yds Rushing	142	50
Yds Passing	330	268
Passes	31-46-0	15-29-2
Punts	4-42.3	8-36.6
Penalties	16-143	12-133
Fumbles/Lost	4-2	4-2
Possession	31:42	28:18

## STAT LEADERS

Rushing:	<b>Ross (VSU) 14-94, 1 TD</b> Radford (CAU) 11-26, 0 TDs
Passing:	<b>Hatcher (VSU) 31-46-0, 330, 4 TDs</b> Shaffiers (CAU) 15-29-2, 268, 2 TDs
Receiving:	<b>C. Walker (VSU) 11-85, 0 TDs</b> Beckham (CAU) 7-80, 1 TD
Tackles:	<b>Harvey (VSU) 7 (4 solo)</b> Wilson (CAU) 11 (6 solo)

## VALDOSTA STATE 42 LIVINGSTON 13

Oct. 2, 1993 7 pm EDT  
Cleveland Field, Valdosta, GA  
Att: 4617 Conditions: 81 degrees,  
Wind NNE at 7 mph, Clear

Two of the leading passing offenses in Division II went head-to-head in an important Gulf South Conference game, but when the smoke cleared only one of the high-powered passing games had shown up. That's because an outstanding VSU defense totally frustrated Livingston quarterback Marty Washington, who came into the game leading the country in passing with a 418-yard per game average. On this night, however, he managed only 134 yards before leaving with a knee injury early in the fourth quarter. Meanwhile, his counterpart Chris Hatcher was completing 30 of 41 passes for 389 yards and four touchdowns to lead the Blazers to an easy win. The teams swapped touchdowns before Hatcher really warmed to the task at hand. He threw 12 yards to slotback Steve Greer for the first score, then broke the tie with a two-yard run midway the second quarter. He stretched the lead with a nine-yarder to Reginald Walker for a 21-7 halftime cushion. VSU put the game away in the third quarter with a 12-yard run by Dominique Ross and a 27-yard pass from Hatcher to split end Calvin Walker. Flanker Stanley Flanders completed the VSU scoring, catching a 27-yarder from Hatcher. The defense was led by linebackers Edward Mitchell and Erasmus Harvey who had 17 tackles between them.

Livingston	0	7	6	0	-	13
Valdosta State	7	14	14	7	-	42

VSU - Steve Greer 12 pass from Chris Hatcher (Vernon Loree kick) 11:51 1st
LU - Chris Williams 1 run (Mike Miles kick) 11:35 2nd
VSU - Hatcher 2 run (Loree kick) 9:40 2nd
VSU - Reginald Walker 9 pass from Hatcher (Loree kick) 1:35 2nd
VSU - Dominique Ross 12 run (Loree kick) 9:10 3rd
VSU - Calvin Walker 27 pass from Hatcher (Loree kick) 8:03 3rd
LU - Marty Hammond 8 pass from Marty Washington (pass failed) :23 3rd
VSU - Stanley Flanders 27 pass from Hatcher (Loree kick) 10:34 4th

## STATISTICS

	VSU	LU
First Downs	25	22
Yds Rushing	139	168
Yds Passing	389	166
Passes	30-41-0	23-48-0
Punts	3-27.3	6-40.5
Penalties	7-62	3-45
Fumbles/Lost	3-1	2-0
Possession	26:23	33:37

## STAT LEADERS

Rushing:	<b>Ross (VSU) 15-127, 1 TD</b> Chappell (LU) 15-70, 0 TDs
Passing:	<b>Hatcher (VSU) 30-41-0, 389, 4 TDs</b> Washington (LU) 15-34-0, 134, 1 TD
Receiving:	<b>Greer (VSU) 8-131, 1 TD</b> Chappell (LU) 5-30, 0 TDs
Tackles:	<b>Mitchell (VSU) 9 (8 solo)</b> Perry (LU) 8 (6 solo)

## VALDOSTA STATE 68 TARLETON STATE 10

Oct. 9, 1993 7 pm EDT  
Cleveland Field, Valdosta, GA  
Att: 3214 Conditions: 79 degrees,  
Wind SSE at 7 mph, Clear

The Blazers were heavy favorites to take care of VSU Coach Hal Mumme's alma mater, and they wasted no time in living up to the game's advance billing. Valdosta State scored on its first two possessions, gave up a Tarleton State field goal early in the second quarter, then scored four unanswered touchdowns to build a 41-3 halftime lead over the Texans. Quarterback Chris Hatcher started the rout with a six-yard TD pass to freshman flanker Shadrick Green and added three more scoring tosses (29 yards to Robert Williams and 30 and 64 yards to Stanley Flanders) before intermission. He got his fifth touchdown pass, giving him a record 25 for the year and 54 in his career, hitting Calvin Walker from a yard out early in the third quarter, then took the rest of the night off. Sophomore Lance Funderburk took over and completed 15 of 16 passes (new school record), including touchdown passes of two yards to Blake Duncan and two yards to freshman Keith Cooksey. The other Blazer scores came on a three-yard run by Dominique Ross, a 50-yard interception return by Walt Foy and a 47-yard run by freshman Billy Poole. The VSU defense dominated the outmanned Texans, limiting them to 221 total yards.

Tarleton State	0	3	0	7	-	10
Valdosta State	14	27	13	14	-	68

VSU - Shadrick Green 6 pass from Chris Hatcher (Vernon Loree kick) 10:20 1st
VSU - Dominique Ross 3 run (Loree kick) 5:13 1st
TSU - Trampas Wilson 31 field goal 14:08 2nd
VSU - Robert Williams 29 pass from Hatcher (Loree kick) 12:08 2nd
VSU - Stanley Flanders 64 pass from Hatcher (Loree kick) 6:57 2nd
VSU - Walt Foy 50 interception return (Loree kick) 2:54 2nd
VSU - Flanders 30 pass from Hatcher (kick failed) 1:37 2nd
VSU - Calvin Walker 1 pass from Hatcher (Loree kick) 10:09 3rd
VSU - Blake Duncan 2 pass from Lance Funderburk (kick failed) 4:10 3rd

VSU - Keith Cooksey 2 pass from Funderburk (Jerry Dillard kick) 7:04 4th

VSU - Billy Poole 47 run (Dillard kick) 2:54 4th

TSU - Clayton Richter 60 pass from Jamie Martin (Wilson kick) 2:21 4th

## STATISTICS

	VSU	TSU
First Downs	26	13
Yds Rushing	157	152
Yds Passing	426	132
Passes	40-50-0	14-23-1
Punts	0	5-22.4
Penalties	11-111	3-25
Fumbles/Lost	1-0	5-2
Possession	32:39	27:21

## STAT LEADERS

Rushing:	<b>Duncan (VSU) 7-54, 0 TDs</b> Anderson (TSU) 8-55, 0 TDs
Passing:	<b>Hatcher (VSU) 25-34-0, 315, 5 TDs</b> Vickers (TSU) 11-20-1, 66, 0 TDs
Receiving:	<b>C. Walker (VSU) 8-72, 1 TD</b> Richter (TSU) 2-63, 1 TD
Tackles:	<b>Harvey, Jelks (VSU) 5 (5 solo)</b> Jentsch (TSU) 7 (6 solo)

## WEST GEORGIA 23 VALDOSTA STATE 16

Oct. 16, 1993 7 pm EDT  
Grisham Stadium, Carrollton, GA  
Att: 3365 Conditions: 60 degrees,  
Wind ESE at 5-15 mph, Overcast  
With Drizzle

For the second year in a row Valdosta State came into Carrollton's Grisham Stadium a heavy favorite and was stunned by a fired-up band of Braves from West Georgia. The 1993 script was different, but the results unfortunately were the same. In 1992, West Georgia overcame a 28-7 halftime deficit to win 42-28. In 1993, the Braves led 6-3 at the half, then rallied from 13-6 and 16-13 deficits to pull out the 23-16 victory over the then seventh-ranked Blazers. West Georgia started the scoring late in the second quarter, driving 64 yards in eight plays for a 6-0 lead. VSU came back but had to settle for a 29-yard Vernon Loree field goal and the 6-3 halftime score. It looked like the Blazers were taking control of the game in the third quarter, driving inside the WGC 10 before a pass interception ended the threat. But VSU came right back on its next possession, and this time converted when Chris Hatcher hit Blake Duncan from five yards out. Loree added a 22-yard field goal early in the fourth quarter for a 13-6 lead, but West Georgia flew back downfield to tie the game at 13 with 12 minutes remaining. VSU regained the lead with yet another Loree three-pointer, this one from 27 yards away, but the Braves would not be denied, kicking a 37-yard field goal to knot the count at 16, then recovering a fumble on the ensuing kickoff and throwing a 9-yard touchdown pass for the lead. Hatcher, who threw for a school record 424 yards, marched his team to the West Georgia 12 in the waning minutes but could not close the deal.

Valdosta State	0	3	7	6	-	16
West Georgia	0	6	0	17	-	23

WGC - Felix Addo 1 run (kick failed) 3:05 2nd

VSU - Vernon Loree 29 field goal :30 2nd

VSU - Blake Duncan 5 pass from Chris Hatcher (Loree kick) 1:13 3rd

VSU - Loree 22 field goal 14:50 4th

WGC - Addo 11 run (John Schwickerath kick) 12:05 4th

VSU - Loree 27 field goal 9:21 4th

WGC - Schwickerath 37 field goal 5:22 4th

WGC - Chad Walker 9 pass from Chris Teal (Schwickerath kick) 5:11 4th

## STATISTICS

	VSU	WGC
First Downs	24	23
Yds Rushing	59	188
Yds Passing	424	168
Passes	45-62-3	13-23-1
Punts	2-38.5	3-30.3
Penalties	9-90	2-20
Fumbles/Lost	2-1	2-1
Possession	30:03	29:57

## STAT LEADERS

Rushing:	<b>Ross (VSU) 12-42, 0 TDs</b> Addo (WGC) 25-177, 2 TDs
Passing:	<b>Hatcher (VSU) 45-61-2, 424, 4 TD</b> Teal (WGC) 13-22-1, 168, 1 TD
Receiving:	<b>Greer (VSU) 12-159, 0 TDs</b> Addo (WGC) 3-42, 0 TDs
Tackles:	<b>Harvey (VSU) 10 (2 solo)</b> McClain (WGC) 13 (3 solo)

## VALDOSTA STATE 42 MISSISSIPPI COLLEGE 21

Oct. 23, 1993 2 pm EDT  
Cleveland Field, Valdosta, GA  
Att: 7446 Conditions: 61 degrees,  
Wind NE at 12 mph, Overcast

With a Homecoming crowd of almost 7500 looking on, Valdosta State spotted Mississippi College a two touchdown lead on two occasions, then roared from behind with five unanswered touchdowns to bury the Choctaws, 42-21, as quarterback Chris Hatcher enjoyed another prolific passing day. MC took advantage of great field position early, driving 25 and 49 yards to take a 13-0 first quarter lead. The Blazers struck back on the first of five Hatcher TD aeriels, a five-yarder to David Banks, but the Chocs returned the ensuing kickoff 81 yards to the VSU 10 and cashed in for a 21-7 lead 30 seconds into the second period. But Hatcher and his offensive mates took over, scoring three second quarter TDs on drives of 80, 59 and 94 yards to take a 28-21 halftime lead, and the issue was never in doubt. Wideout Stanley Flanders was on the receiving end of two of Hatcher's second quarter TD strikes (6 and 26 yards) and Sean Pender pulled in a three-yarder for the go-ahead points. The Blazers tacked on single touchdowns in the third and fourth quarters on a five-yard pass to Steve Greer to cap an 89-yard drive and the other on a one-yard Dominique Ross run to end a 62-yard march. Hatcher broke his one-week-old school passing record of 424 yards by completing 45 of 56 for 480 yards. In games against MC the last two years, Hatcher completed 81 of 103 passes for 830 yards and eight touchdowns. Defensively, linebacker Edward Mitchell enjoyed a big day with 10 tackles, including three for losses (one of

# '94 VALDOSTA STATE VSU UNIVERSITY FOOTBALL

which came on a fourth down play, turning the ball over to the Blazers in great field position).

Miss. College 13 8 0 0 - 21  
Valdosta State 7 21 7 7 - 42

MC - Jay Bourne 1 run (Matt Thomas kick) 7:22 1st

MC - Kevin Blackmon 37 pass from Cedric Baker (kick failed) 3:55 1st

VSU - David Banks 5 pass from Chris Hatcher (Vernon Loree kick) 1:25 1st

MC - Blackmon 1 pass from Brad Strom (Blackmon pass from Strom) 14:30 2nd

VSU - Stanley Flanders 6 pass from Hatcher (Loree kick) 9:51 2nd

VSU - Flanders 26 pass from Hatcher (Loree kick) 5:26 2nd

VSU - Sean Pender 3 pass from Hatcher (Loree kick) :23 2nd

VSU - Steve Greer 5 pass from Hatcher (Loree kick) 5:33 3rd

VSU - Dominique Ross 1 run (Loree kick) 1:06 4th

## STATISTICS

	VSU	MC
First Downs	27	12
Yds Rushing	57	138
Yds Passing	480	71
Passes	45-56-0	9-16-0
Punts	4-37.5	4-41.5
Penalties	8-90	3-20
Fumbles/Lost	1-0	3-1
Possession	33:01	26:59

## STAT LEADERS

Rushing: **Ross (VSU) 19-70, 1 TD**  
Blackmon (MC) 8-58, 0 TDs

Passing: **Hatcher (VSU) 45-56-0, 480, 5 TDs**  
Strom (MC) 8-10-0, 34, 1 TD

Receiving: **Greer (VSU) 12-177, 1 TD**  
Blackmon (MC) 6-53, 2 TDs

Tackles: **Mitchell (VSU) 10 (6 solo)**  
Myers (MC) 13 (4 solo)

## VALDOSTA STATE 33 DELTA STATE 8

Oct. 30, 1993 2 pm CDT  
Parker Field, Cleveland, MS  
Att: 1885 Conditions: 39 degrees,  
Wind NW at 14 mph, Snow Flurries

For the second straight year, Valdosta State made the long trip to the Mississippi delta and turned in the kind of performance coaches usually only dream about. The Blazers bolted to a 21-0 halftime lead, increased it to 33-0 in the fourth quarter before allowing a meaningless touchdown in the final two minutes in wintry Parker Field. VSU started quickly with a methodical 9-play, 66-yard drive capped by a one-yard Dominique Ross run for the points. After several punt exchanges, the Blazers drove into field goal range, but when Vernon Loree's attempt was blocked, Blazer line-backer Edward Mitchell picked up the bouncing ball and raced 13 yards for the score. VSU added its final first half TD when Chris Hatcher hit Steve Greer from five yards out 2:28 before halftime. The Blazers gave the ball to Ross after interception, and the big fullback responded with touchdown runs of 37 yards in the third and one yard in the fourth. On the day Ross gained 160 yards on 18 carries. Hatcher was also efficient, completing

27 of 41 for 227 yards with a lone interception. Defensively, the Blazers limited the Statesmen to 271 yards, forcing seven punts and recovering one of two caused fumbles. Mitchell had his second straight big game, recording nine tackles in addition to his 13-yard fumble return for a touchdown.

Valdosta State 7 14 6 6 - 33  
Delta State 0 0 0 8 - 8

VSU - Dominique Ross 1 run (Vernon Loree kick) 10:03 1st

VSU - Edward Mitchell 13 fumble return (Loree kick) 7:49 2nd

VSU - Steve Greer 5 pass from Chris Hatcher (Loree kick) 2:28 2nd

VSU - Ross 37 run (kick failed) 6:00 3rd

VSU - Ross 1 run (pass failed) 4:49 4th

DSU - Willie Frazier 10 run (Frank McKinley pass from Spence Shepherd) 1:40 4th

## STATISTICS

	VSU	DSU
First Downs	14	16
Yds Rushing	161	154
Yds Passing	227	117
Passes	27-41-1	8-15-0
Punts	3-32.7	7-30.3
Penalties	6-69	7-54
Fumbles/Lost	2-0	2-1
Possession	26:00	34:00

## STAT LEADERS

Rushing: **Ross (VSU) 18-160, 3 TDs**  
Walker (DSU) 20-99, 0 TDs

Passing: **Hatcher (VSU) 27-41-1, 227, 1 TD**  
Shepherd (DSU) 8-15-0, 117, 0 TDs

Receiving: **Greer (VSU) 6-68, 1 TD**  
Bonner (DSU) 5-98, 0 TDs

Tackles: **Mitchell (VSU) 9 (4 solo)**  
Smith (DSU) 11 (3 solo)

## NORTH ALABAMA 31 VALDOSTA STATE 21

Nov. 6, 1993 7 pm EST  
Cleveland Field, Valdosta, GA  
Att: 9148 Conditions: 55 degrees,  
Wind NW at 9 mph, Overcast

Once again, it was for all the marbles...the Gulf South Conference championship and Valdosta State's first invitation to post-season play. The stage was set perfectly as the fourth largest crowd in Blazer football history greeted the undefeated and No. 1-ranked North Alabama Lions. The script began perfectly as VSU drove 72 yards in 10 plays, scoring on a 7-yard pass from Chris Hatcher to freshman Chris Rockey for a quick 7-0 lead. But the Lions answered right back, marching 65 yards in six plays to knot the count at 7. The next Blazer drive was stopped by an interception, but the VSU defense forced a Lion punt to put the Blazers in business at their 20. Hatcher marched his team the 80 yards in 7 plays, getting the points on a 43-yard pass to Steve Greer and a 14-7 VSU lead. The interception reared its ugly head on Hatcher twice more in the first half, the second setting up a 24-yard field goal which cut the VSU lead to 14-10 at the half. The Lions grabbed the lead early in the third, driving 67 yards with the second half kickoff, but the Blazers answered back with a methodical 15-play, 84-yard drive ended by a 10-yard pass from Hatcher to Calvin Walker for a 21-17 lead. But North Alabama would not

be denied, driving 69 yards in 10 plays to regain the lead with 10:49 left in the game. The Lions put the final nail in the Blazer coffin when Hatcher's fourth interception was returned for the clinching touchdown with 2:27 remaining. Hatcher did drive his team deep once again, but his fifth errant toss ended all hope...for the league championship and a first-ever playoff bid.

North Alabama 7 3 7 14 - 31  
Valdosta State 7 7 7 0 - 21

VSU - Chris Rockey 7 pass from Chris Hatcher (Vernon Loree kick) 10:56 1st

UNA - Cody Gross 25 run (Jamie Stoddard kick) 7:27 1st

VSU - Steve Greer 43 pass from Hatcher (Loree kick) 11:32 2nd

UNA - Stoddard 24 field goal 1:08 2nd

UNA - Gross 1 run (Stoddard kick) 12:03 3rd

VSU - Calvin Walker 10 pass from Hatcher (Loree kick) :50 3rd

UNA - Tyrone Rush 25 run (Stoddard kick) 10:49 4th

UNA - Ronald McKinnon 29 interception return (Stoddard kick) 2:27 4th

UNA - Ronald McKinnon 29 interception return (Stoddard kick) 2:27 4th

## STATISTICS

	VSU	UNA
First Downs	22	18
Yds Rushing	132	250
Yds Passing	238	21
Passes	25-37-5	2-3-0
Punts	0-0-0	4-38-0
Penalties	5-35	2-10
Fumbles/Lost	1-1	1-1
Possession	29:37	30:23

## STAT LEADERS

Rushing: **Ross (VSU) 22-112, 0 TDs**  
Rush (UNA) 21-127, 1 TD

Passing: **Hatcher (VSU) 25-37-5, 238, 3 TDs**  
Gross (UNA) 2-3-0, 21, 0 TDs

Receiving: **Greer (VSU) 7-95, 1 TD**  
Hayes (UNA) 1-14, 0 TDs

Tackles: **Hill (VSU) 16 (7 solo)**  
Humphrey (UNA) 10 (9 solo)

## VALDOSTA STATE 42 HENDERSON STATE 20

Nov. 13, 1993 2 pm CST  
Carpenter-Haygood Stadium,  
Arkadelphia, AK  
Att: 1100 Conditions: 77 degrees,  
Wind W at 5 mph, Mostly Cloudy

Even though Valdosta State's playoff chances were rated somewhere between slim and none, the Blazers made a statement about the kind of football team they were with a methodical routing of Henderson State's Reddies in the first ever meeting between the two schools. VSU rolled up 490 yards of offense while limiting the Reddies to 249 yards. Full-back Dominique Ross had a big day, rushing for 80 yards on 15 carries and scoring three times on short runs. Chris Hatcher rebounded from his five-interception fiasco a week earlier by completing 31 of 38 passes for 353 yards and two scores plus scoring one time himself on a 9-yard run. The Blazers scored quickly, recovering a Henderson State fumble at the Reddie 22 and cashing in six plays later on a Ross one-yard run. The lead was doubled when Ross ended a nine-

play, 85-yard drive with a three-yard scoring run. HSU trimmed the lead to a touchdown at the half, but VSU put the game away with two third quarter touchdowns, the first coming on a picture perfect 77-yard strike from Hatcher to Calvin Walker and the second on yet another Ross run from a yard out. The two teams swapped a pair of TDs down the stretch, the Blazer scores coming on a 9-yard pass from Hatcher to Blake Duncan and Hatcher's run.

Valdosta State 14 0 14 14 - 42  
Henderson State 0 7 7 6 - 20

VSU - Dominique Ross 1 run (Jerry Dillard kick) 9:23 1st

VSU - Ross 3 run (Dillard kick) 2:42 1st

HSU - Anthony Jenkins 3 run (Craig Moses kick) 8:37 2nd

VSU - Calvin Walker 77 pass from Chris Hatcher (Dillard kick) 9:52 3rd

VSU - Ross 1 run (Dillard kick) 3:48 3rd

HSU - Keith Fimple 2 run (Moses kick) 3:04 3rd

VSU - Blake Duncan 9 pass from Hatcher (Dillard kick) 13:17 4th

HSU - Dexter Nelson 31 run (kick failed) 11:53 4th

VSU - Hatcher 9 run (Dillard kick) 6:08 4th

## STATISTICS

	VSU	HSU
First Downs	22	13
Yds Rushing	131	151
Yds Passing	359	98
Passes	32-43-1	6-13-0
Punts	3-41.7	5-44.8
Penalties	10-91	2-20
Fumbles/Lost	0-0	5-3
Possession	33:45	26:15

## STAT LEADERS

Rushing: **Ross (VSU) 20-80, 3 TDs**  
Jenkins (HSU) 13-52, 1 TD

Passing: **Hatcher (VSU) 31-38-1, 353, 2 TDs**  
Collatt (HSU) 3-5-0, 73, 0 TDs

Receiving: **Williams (VSU) 7-85, 0 TDs**  
Davis (HSU) 2-73, 0 TDs

Tackles: **Harvey (VSU) 8 (1 solo)**  
Williams (HSU) 11 (7 solo)



# 1993 FINAL STATISTICS

Record: 8-3, Home: 5-1, Away: 3-2,  
GSC: 5-2, NCAA I: 0-1,  
NCAA II: 6-2, NAIA: 2-0

### SCHEDULE/ATTENDANCE

65 Mount Senario 0 (4879)  
30 at Central Florida 35 (11,033)  
49 at Fort Valley State\* 24 (6531)  
41 Clark Atlanta 12 (6255)  
42 Livingston 13\* (4617)  
68 Tarleton State 10 (3214)  
16 at West Georgia 23\* (3365)  
42 Mississippi College 21\* (7446)  
33 at Delta State 8\* (1885)  
21 North Alabama 31\* (9148)  
42 at Henderson State 20\* (1100)

\* Gulf South Conference games

### TEAM STATISTICS

	VSU	Opp
First Downs	251	169
Rushing	79	83
Passing	163	64
Penalty	9	22
Rushing Attempts	272	423
Yards Gained	1590	1806
Yards Lost	202	383
Net Yards	1388	1423
Yards Per Rush	5.1	3.4
Avg. Per Game	126.2	129.4
Passing Attempts	513	247
Completions	363	136
Interceptions	12	8
Completion Pct.	.708	.551
Net Yards	3871	1613
Yds Per Attempt	7.6	6.5
Yds Per Completion	10.7	11.9
Avg. Per Game	351.9	146.6
Total Plays	785	670
Plays Per Game	71.4	60.9
Net Yards	5259	3036
Yds Per Play	6.7	4.5
Avg. Per Game	478.1	276.0
Punts/Yards	31/1198	62/2277
Avg. Per Punt	38.7	36.7
Punts Per Game	2.8	5.6
Punt Returns/Yards	20/209	13/167
Avg. Per Return	10.5	12.9
Returns Per Game	1.8	1.2
Kickoff Returns/Yards	32/566	58/1012
Avg. Per Return	17.7	17.5
Returns Per Game	2.9	5.3
Int. Returns/Yards	8/154	12/88
Avg. Per Return	19.3	7.3
Returns Per Game	7	1.1
Fumbles/Lost	21/8	40/21
Penalties/Yards	111/98	454/506
Yds Per Penalty	8.9	9.4
Penalties Per Game	10.1	4.9
Yds Per Game	89.5	46.0
Touchdowns	62	32
Rushing	19	14
Passing	40	11
Other	3	7
Extra Points	56	21
Kicks	55	19
Run/Pass	1	2
Defensive	1	0
Field Goals	6/10	4/6
Safeties	0	0
Total Points	449	197
Avg. Per Game	40.8	17.9

### Rushing

	G/GS	Att	Gain	Loss	Net	Avg	TD
D. Ross	11/11	167	1051	21	1030	6.2	13
B. Duncan	11/0	37	222	0	222	6.0	0
B. Poole	6/0	9	91	3	88	9.8	1
D. Glisson	5/0	57	0	0	70	14.0	0
R. Walker	10/5	13	56	10	46	3.5	1
B. Jones	2/0	6	37	3	34	5.7	1
S. Pender	11/6	4	22	0	22	5.5	0
K. Braddock	11/0	1	10	0	10	10.0	0
J. Deloach	1/0	1	0	2	-2	-2.0	0
L. Funderburk	5/0	3	0	6	-6	-2.0	0
J. Harris	2/0	2	0	7	-7	-3.5	0
C. Hatcher	11/11	24	31	150	-119	-5.0	3
<b>TOTALS</b>	<b>11</b>	<b>272</b>	<b>1590</b>	<b>202</b>	<b>1388</b>	<b>5.1</b>	<b>19</b>
OPPONENTS	11	423	1806	383	1423	3.4	14

### Passing

	Att	Comp	Int	Pct.	Yds	TDs
C. Hatcher	471	335	11	.711	3651	37
L. Funderburk	41	28	0	.683	220	3
R. Walker	1	0	1	.000	0	0
<b>TOTALS</b>	<b>513</b>	<b>363</b>	<b>12</b>	<b>.708</b>	<b>3871</b>	<b>40</b>
OPPONENTS	247	136	8	.551	1613	11

### Receiving

	G/GS	NO	Yds	Avg	PCCP	TDs
C. Walker	11/11	82	944	11.5	7.5	6
S. Greer	11/11	70	892	12.7	6.4	6
R. Williams	11/11	47	650	13.8	4.7	3
S. Pender	11/6	32	169	5.3	2.9	2
S. Flanders	11/0	31	498	16.1	2.8	9
B. Duncan	11/0	31	182	5.9	2.8	5
D. Ross	11/11	24	157	6.5	2.2	0
R. Walker	10/5	13	113	8.7	1.3	1
M. Beach	7/0	8	73	9.1	1.1	0
C. Rockey	4/0	7	58	8.3	1.8	1
D. Banks	4/0	6	42	7.0	1.5	4
S. Green	5/0	6	49	8.2	1.2	1
K. Cooksey	2/0	4	24	6.0	2.0	2
J. Harris	2/0	1	14	14.0	0.5	0
J. King	1/0	1	6	6.0	1.0	0
<b>TOTALS</b>	<b>11</b>	<b>363</b>	<b>3871</b>	<b>10.7</b>	<b>33.0</b>	<b>40</b>
OPPONENTS	11	136	1611	11.9	12.4	11

### Punting

	No.	Yds	Avg.	Inside 20	Blk'd	Long
D. Ashby	30	1183	39.4	12	0	55
Team	1	15	15.0	0	1	15
<b>TOTALS</b>	<b>31</b>	<b>1198</b>	<b>38.7</b>	<b>12</b>	<b>1</b>	<b>55</b>
OPPONENTS	62	2277	36.7	15	2	54

### Punt Returns

	No.	Yds	Avg.	TDs	Long
S. Flanders	18	200	11.1	0	39
T. Hill	2	9	4.5	0	5
<b>TOTALS</b>	<b>20</b>	<b>209</b>	<b>10.5</b>	<b>0</b>	<b>39</b>
OPPONENTS	13	167	12.9	0	54

### Kickoff Returns

	No.	Yds	Avg.	TDs	Long
C. Walker	8	188	23.5	0	65
S. Flanders	7	154	22.0	0	44
B. Duncan	7	136	19.4	0	34
R. Walker	5	59	11.8	0	24
M. Beach	3	15	5.0	0	11
D. Glisson	2	14	7.0	0	12
<b>TOTALS</b>	<b>32</b>	<b>566</b>	<b>17.7</b>	<b>0</b>	<b>65</b>
OPPONENTS	58	1012	17.5	1	94

### Interception Returns

	No.	Yds	Avg.	TDs	Long
T. Hill	3	36	12.0	0	28
W. Foy	2	55	27.5	1	50
M. Johnson	2	20	10.0	0	13
J. Lockhart	1	43	43.0	0	43
<b>TOTALS</b>	<b>8</b>	<b>154</b>	<b>19.3</b>	<b>1</b>	<b>50</b>
OPPONENTS	12	88	7.3	1	32

### Defense

	UT	AT	Ttl	Loss	FR	Int	Buf	Sack
E. Harvey	39	41	80	10	1	0	3	0
E. Mitchell	44	26	70	13	1	0	0	1
T. Hill	35	24	59	2	0	3	3	0
G. Parsons	30	28	58	6	0	0	2	0
M. Johnson	29	23	52	2	1	2	3	0
A. Hampton	21	19	40	6	1	0	0	10
S. Williams	12	19	31	5	0	0	0	5
J. Hinson	14	13	27	3	1	0	0	0
M. Gibson	16	9	25	4	1	0	2	0
R. West	11	11	22	2	4	0	0	3
R. Baylor	17	5	22	2	2	0	0	2
R. Branch	15	6	21	1	1	0	2	1
M. Berry	8	11	19	4	1	0	0	1
A. Randle	8	11	19	4	1	0	0	1
W. Foy	12	6	18	2	1	2	2	1
J. Jelks	16	2	18	0	0	0	6	0
M. Fiorelli	8	8	16	1	0	0	0	1
D. Hampton	5	9	14	1	0	0	0	3
K. Braddock	10	3	13	0	0	0	0	0
J. Easley	9	4	13	0	0	0	0	0
J. Lockhart	6	6	12	1	1	1	0	0
J. Sirmans	6	5	11	0	0	0	0	0
Others	21	10	31	0	1	2	0	1
<b>TOTALS</b>	<b>392</b>	<b>299</b>	<b>691</b>	<b>66</b>	<b>18</b>	<b>8</b>	<b>25</b>	<b>30</b>
OPPONENTS	426	337	763	21	8	12	42	12

### Scoring

	TDs	PAT	2-PT	DEF	FG	S	TP
D. Ross	13	0	0	0	0	0	78
V. Loree	0	45	0	0	0	6	63
S. Flanders	9	0	0	0	0	0	54
C. Walker	6	0	0	0	0	0	36
S. Greer	6	0	0	0	0	0	36
B. Duncan	5	0	0	0	0	0	30
D. Banks	4	0	1	0	0	0	26
R. Williams	3	0	0	0	0	0	18
C. Hatcher	3	0	0	0	0	0	18
R. Walker	2	0	0	0	0	0	12
S. Pender	2	0	0	0	0	0	12
J. Dillard	0	10	0	0	0	0	10
W. Foy	1	0	0	1	0	0	8
J. Lockhart	1	0	0	0	0	0	6
C. Rockey	1	0	0	0	0	0	6
E. Mitchell	1	0	0	0	0	0	6
B. Jones	1	0	0	0	0	0	6
B. Poole	1	0	0	0	0	0	6
S. Green	1	0	0	0	0	0	6
<b>TOTALS</b>	<b>62</b>	<b>55</b>	<b>1</b>	<b>1</b>	<b>6</b>	<b>0</b>	<b>449</b>
OPPONENTS	27	19	2	0	4	0	197

### Total Offense

	Rushing		Passing		Total	
	Yds	TDs	Yds	TDs	Yds	TDs
C. Hatcher	-119	3	3651	37	3532	40
D. Ross	1030	13	0	0	1030	13
B. Duncan	222	0	0	0	222	0
L. Funderburk	-6	0	220	3	214	3
Others	261	3	0	0	261	3
<b>TOTALS</b>	<b>1388</b>	<b>19</b>	<b>3871</b>	<b>40</b>	<b>5259</b>	<b>59</b>
OPPONENTS	1423	14	1613	11	3036	25

### Score by Quarters

	1	2	3	4	TP
Valdosta State	118	165	78	88	449
Opponents	26	57	41	73	197


3rd Down Conversions: VSU 65-137, 475 OPP 38-130, 292

Time of Possession: VSU 5:34.38 OPP 5:25.22

Takeaway-Giveaway: 29-20 (VSU plus 9)



# RECORDS



# '94 VALDOSTA STATE VSU UNIVERSITY FOOTBALL



## YEAR, RECORD, COACH AND CAPTAINS

Year	Record	Coach	Captains
1982	5-5-1	Jim Goodman	James Owens, QB; David Gilyard, LB
1983	5-6-0	Jim Goodman	Mark Catano, OT; Cliff Fouty, LB
1984	5-6-0	Jim Goodman	Lenny Parker, LB; Elson Bolar, LB
1985	5-6-0	Jim Berryman	Jimmy Francis, FS; Jay Walls, DT
1986	9-2-0	Mike Cavan	Jessie Tuggle, LB; R.D. Swain, OG; Dallis Smith, CB; Dennis Smith, CB
1987	6-4-0	Mike Cavan	Jimmy Brookins, LB; Scott Mowry, LB; Bryan Banks, OT; John Norris, OT
1988	6-3-1	Mike Cavan	Jimmy Brookins, LB; Scott Mowry, LB; Eric Clark, FB
1989	5-5-0	Mike Cavan	Randy Fisher, WR; Maurice Jordan, DT
1990	5-5-0	Mike Cavan	Tye Cottle, QB; Deon Searcy, FS
1991	6-3-1	Mike Cavan	Will O'Steen, C; Chris Dupree, SS
1992	5-4-1	Hal Mumme	Chris Hatcher, QB; Calvin Walker, WR; Antonio Edwards, DE; Chris Dupree, SS
1993	8-3-0	Hal Mumme	Chris Hatcher, QB; Calvin Walker, WR; Andre Hampton, DE; Tony Hill, SS



BERRYMAN



GOODMAN



CAVAN

### ATTENDANCE RECORDS

Year	Home Games	Total Att.	Average Att.
1993	6	35,559	5927
1992	4	16,064	4016
1991	7	32,762	4680
1990	4	20,330	5083
1989	4	18,286	4571
1988	5	20,500	4100
1987	5	27,000	5400
1986	5	25,000	5000
1985	6	37,100	6183
1984	5	25,468	5094
1983	6	28,500	4750
1982	5	36,800	7360

### TOP 5 HOME CROWDS

Att.	Opponent (Score)	Date
1. 10,100	Ft. Valley St. (FVSC, 17-3)	9/14/85
2. 9,500	Central FL (VSC, 13-7)	10/2/82
3. 9,300	Troy State (VSC, 24-21)	9/18/82
4. 9,148	N. Alabama (UNA, 31-21)	11/20/93
5. 9,000	GA Southern (GSC, 45-29)	11/20/82

### VSU VS. ALL OPPONENTS

Opponent	W	L	T
Albany State	1	0	0
American Intl.	1	0	0
Bishop	1	0	0
Central Florida	2	5	0
Clark Atlanta	2	0	0
Delta State	5	6	1
E. Tennessee State	0	1	0
Fort Valley State	6	1	0
Georgia Southern	1	5	1
Henderson State	1	0	0
Jacksonville State	3	8	0
Kentucky State	3	0	0
Lees-McRae	1	0	0
Livingston	11	1	0
Mississippi College	3	8	1
Mount Senario	1	0	0
North Alabama	4	7	1
Savannah State	4	0	0
Tarleton State	1	0	0
Troy State	4	7	0
UT Martin	6	1	0
West Georgia	9	2	0
<b>TOTALS</b>	<b>70</b>	<b>52</b>	<b>4</b>

### VALDOSTA STATE ALL-AMERICANS

1982	Mark Catano, offensive tackle
1984	Lenny Parker, linebacker; Keith Moore, kicker
1986	Jessie Tuggle, linebacker
1988	Robert Morris, defensive line Jimmy Brookins, linebacker (2nd) Mikeal Lovejoy, safety (2nd) Randy Fisher, flanker (HM)
1989	Randy Fisher, flanker
1990	Deon Searcy, free safety Jack McTyre, kicker
1991	Antonio Edwards, defensive end* Chris Dupree (HM)
1993	Chris Hatcher, quarterback

\*Defensive Lineman of the Year

## VSU ALL-GULF SOUTH CONFERENCE PLAYERS

Year	Player	Position
1982	Carl Armstrong, WR	Dallis Smith, CB
	Mark Catano, OT (2nd)	Randy Fisher, WR#
	Cliff Fouty, LB (2nd)	Terry Mallory, P
	Jimmy Francis, CB (2nd)	R.D. Swain, OG (2nd)
	James Owens, QB (2nd)	James Gibson, DT (2nd)
1983	Lenny Parker, LB	Keith Reddings, DE (2nd)
	Mark Catano, OT	1987 Randy Fisher, WR
	Cliff Fouty, LB (2nd)	Jimmy Brookins, LB (2nd)
	Dallis Smith, CB (2nd)	1988 Randy Fisher, WR
1984	Lenny Parker, LB	Jimmy Brookins, LB
	Dallis Smith, CB (2nd)	Buddy Phillips, OT
	Jessie Tuggle, DE (2nd)	Robert Morris, DT (2nd)
	Timmy Massey, SS (2nd)	1989 Randy Fisher, WR
	Chuck Dunmon, OG (2nd)	Keith Jones, TE
1985	Jessie Tuggle, LB	Robert Morris, DE
	Dallis Smith, CB	Ramon Allen, RB (2nd)
	Terry Mallory, P	Shaun Utley, LB (2nd)
	Freddie Thomas, LB (2nd)	Randy Williams, C (2nd)
	Jimmy Francis, FS (2nd)	1990 Antonio Edwards, DE
	Mark Dace, QB (2nd)	Jack McTyre, K
	R.D. Swain, OG (2nd)	Dexter Holiday, WR (2nd)
	Darrien Teals, WR (2nd)	1991 Antonio Edwards, DE
1986	Jessie Tuggle, LB*	Chris Dupree, SS

\*defensive player of the year  
#freshman of the year

## VSU TEAM AWARD WINNERS

### Best Offensive Lineman

1982	Mark Catano, tackle
1983	Mark Catano, tackle
1984	Chuck Dunmon, guard
1985	R.D. Swain, guard
1986	R.D. Swain, guard
1987	Bryan Banks, tackle
1988	Buddy Phillips, tackle
1989	Keith Jones, tight end
1990	Will O'Steen, center
1991	Will O'Steen, center
1992	Richard Popkin, tackle
1993	Shawn Bostick, center

### Best Defensive Lineman

1982	Cliff Fouty, linebacker
1983	Lenny Parker, linebacker
1984	Lenny Parker, linebacker
1985	Jessie Tuggle, linebacker
1986	James Gibson, tackle
1987	Scott Mowry, linebacker
1988	Maurice Jordan, tackle
1989	Maurice Jordan, tackle
1990	Antonio Edwards, end
1991	Antonio Edwards, end
1992	Marcus Walker, tackle
1993	Andre Hampton, end

### Best Offensive Back

1982	James Owens, quarterback
1983	Henry Chubb, fullback
1984	Max Vickers, fullback
1985	Donnie Harrell, tailback
1986	Mark Dace, quarterback
1987	Randy Fisher, flanker
1988	Tye Cottle, quarterback
1989	Ramon Allen, tailback
1990	Marcus Copeland, fullback
1991	Blake Duncan, fullback
1992	Chris Hatcher, quarterback
1993	Dominique Ross, fullback

### Best Defensive Back

1982	Jimmy Francis, cornerback
1983	Timmy Massey, safety
1984	Timmy Massey, safety
1985	Jimmy Francis, safety
1986	Dallis Smith, cornerback
1987	Calvin Orr, cornerback
1988	Mikeal Lovejoy, safety
1989	Calvin Orr, cornerback
1990	Deon Searcy, safety
1991	Chris Dupree, safety
1992	Chris Dupree, safety
1993	Tony Hill, safety

### Scholastic Award

1982	James Owens, quarterback
1983	Geoff Walters, quarterback
1984	Geoff Walters, tight end
1985	Bert Gelis, offensive guard
1986	Bill Wilhelm, offensive guard
1987	Bryan Banks, offensive tackle
1988	Darrien Teals, wide receiver
1989	Reginald Davis, flanker
1990	Don Kelly, kicker
1991	Don Kelly, kicker
1992	Marcus Johnson, free safety
1993	John Hinson, DL; Marcus Johnson, FS

### Scout Team Players of the Year

1986	Offense: Steve Marrs, quarterback; Defense: Clint Bennett, linebacker
1987	Offense: Carlos Marshall, flanker; Defense: Jeff Wooden, linebacker
1988	Offense: Jay Jernigan, quarterback; Defense: Fran Delaney, linebacker
1989	Offense: Todd McCutcheon, quarterback; Defense: Don Hart, tackle
1990	Offense: Trey Green, center; Defense: John Kaperak, end

1991 Offense: James Hubbard, tackle;  
Defense: Billy McCullough, safety

### Special Teams Player of the Year

1993 Keith Braddock

### Rookie of the Year

1986	Randy Fisher, flanker
1987	Tye Cottle, quarterback
1988	Ramon Allen, tailback
1989	Marcus Walker, defensive tackle; Antonio Edwards, defensive end
1990	Gary Thornton, wide receiver
1991	Chris Hatcher, quarterback
1992	Sean Pender, wide receiver
1993	Ryan Branch, linebacker

### Coaches Award

1988	Randy Williams, center
1989	Randy Williams, center; Shaun Utley, linebacker
1990	Tye Cottle, quarterback; Michael Parker, offensive tackle
1991	Scott Long, tight end
1992	Harold McClain, defensive tackle
1993	Chuck Stamey, offensive tackle

### Hugh C. Bailey Player of the Year

1982	Carl Armstrong, wide receiver
1983	Kelvin Sheppard, wide receiver; Tracy Soles, tailback
1984	Lenny Parker, linebacker
1985	Jessie Tuggle, linebacker
1986	Jessie Tuggle, linebacker
1987	Jimmy Brookins, linebacker
1988	Jimmy Brookins, linebacker
1989	Randy Fisher, wide receiver
1990	Jack McTyre, kicker
1991	Antonio Edwards, defensive end; Chris Hatcher, quarterback
1992	Calvin Walker, split end
1993	Chris Hatcher, quarterback

# YEAR BY YEAR

## 1982 (5-5-1)

<b>VSC</b>		<b>Opp</b>
13	Mississippi College	28
24	Troy State	21
27	Georgia Southern	27
13	Central Florida	7
0	Delta State	27
11	Jacksonville State	43
36	Albany State	13
7	North Alabama	53
48	Kentucky State	13
22	Livingston	21
29	Georgia Southern	45
230		298

Coach: Jim Goodman

GSC Record: 2-4 (6th)

## 1983 (5-6-0)

<b>VSC</b>		<b>Opp</b>
3	Mississippi College	26
12	Troy State	13
14	Savannah State	10
0	Central Florida	20
16	Delta State	24
11	Jacksonville State	37
20	West Georgia	13
0	North Alabama	27
32	Kentucky State	20
29	Livingston	14
34	Georgia Southern	29
171		233

Coach: Jim Goodman

GSC Record: 2-5 (8th)

## 1984 (5-6-0)

<b>VSC</b>		<b>Opp</b>
49	Clark	0
28	Savannah State	7
38	UT Martin	6
5	Jacksonville State	12
12	Troy State	27
17	Livingston	16
20	West Georgia	13
8	Georgia Southern	38
3	Mississippi College	10
11	Delta State	17
24	North Alabama	35
215		181

Coach: Jim Goodman

GSC Record: 3-5 (6th)

## 1985 (5-6-0)

<b>VSC</b>		<b>Opp</b>
3	Fort Valley State	17
27	Kentucky State	0
31	UT Martin	7
10	Jacksonville State	12
3	Troy State	10
5	Livingston	10
49	West Georgia	12
19	Bishop	2
7	Mississippi College	28
39	Delta State	20
0	North Alabama	45
193		163

Coach: Jim Berryman

GSC Record: 3-5 (6th)

## 1986 (9-2)

<b>VSC</b>		<b>Opp</b>
17	Fort Valley State	0
7	Central Florida	10
49	UT Martin	24
29	Jacksonville State	25
10	Troy State	45
17	Livingston	12
41	West Georgia	26
21	Savannah State	7
21	Mississippi College	10
31	Delta State	8
24	North Alabama	7
267		174

Coach: Mike Cavan

GSC Record: 7-1 (2nd)

## 1987 (6-4)

<b>VSC</b>		<b>Opp</b>
21	Fort Valley State	14
19	Livingston	9
24	UT Martin	10
27	Jacksonville State	10
7	Troy State	44
49	West Georgia	14
35	Savannah State	16
12	Mississippi College	20
21	Delta State	24
16	North Alabama	17
231		178

Coach: Mike Cavan

GSC Record: 4-4 (4th)

## 1988 (6-3-1)

<b>VSC</b>		<b>Opp</b>
14	Fort Valley State	13
9	UT Martin	13
21	Jacksonville State	31
21	Troy State	16
20	Livingston	7
17	West Georgia	14
48	Central Florida	19
21	Mississippi College	31
28	Delta State	28
35	North Alabama	28
234		200

Coach: Mike Cavan

GSC Record: 4-3-1 (4th)

## 1989 (5-5)

<b>VSC</b>		<b>Opp</b>
10	Georgia Southern	31
14	Central Florida	35
35	UT Martin	14
15	Jacksonville State	17
20	Troy State	14
17	Livingston	6
34	West Georgia	16
3	Mississippi College	32
16	Delta State	24
24	North Alabama	21
188		210

Coach: Mike Cavan

GSC Record: 5-3 (3rd)

## 1990 (5-5)

<b>VSC</b>		<b>Opp</b>
10	Georgia Southern	17
28	UT Martin	14
18	Jacksonville State	17
22	Troy State	20
46	Livingston	7
37	West Georgia	2
22	East Tennessee State	37
10	Mississippi College	17
11	Delta State	26
10	North Alabama	26
214		183

Coach: Mike Cavan

GSC Record: 5-3 (4th)

## 1991 (6-3-1)

<b>VSC</b>		<b>Opp</b>
0	Central Florida	12
7	Fort Valley State	0
3	Jacksonville State	24
14	Troy State	20
20	Livingston	7
38	West Georgia	37
59	Lees-McRae	13
10	Mississippi College	10
34	Delta State	27
34	North Alabama	17
219		167

Coach: Mike Cavan

GSC Record: 4-1-1 (2nd)

## 1992 (5-4-1)

<b>VSC</b>		<b>Opp</b>
13	Georgia Southern	24
24	Fort Valley State	17
6	Jacksonville State	20
10	Troy State	26
42	Livingston	15
28	West Georgia	42
31	American International	21
28	Mississippi College	14
45	Delta State	7
24	North Alabama	24
251		210

Coach: Hal Mumme

GSC Record: 3-2-1 (2nd)

## 1993 (8-3)

<b>VSU</b>		<b>Opp</b>
65	Mount Senario	0
30	Central Florida	35
49	Fort Valley State	24
41	Clark Atlanta	12
42	Livingston	13
68	Tarleton State	10
16	West Georgia	23
42	Mississippi College	21
33	Delta State	8
21	North Alabama	31
42	Henderson State	20
449		197

Coach: Hal Mumme

GSC Record: 5-2 (2nd)

# SEASON LEADERS

## Total Offense

1982	QB James Owens, 2906
1983	QB Terry Mallory, 732
1984	QB Mark Dace, 680
1985	QB Mark Dace, 899
1986	QB Mark Dace, 1744
1987	QB Tye Cottle, 816
1988	QB Tye Cottle, 1969
1989	QB Tye Cottle, 1582
1990	QB Tye Cottle, 1182
1991	QB Chris Hatcher, 1044
1992	QB Chris Hatcher, 2493
1993	QB Chris Hatcher, 3532

## Punt Returns

1982	Jimmy Francis, 30-199 (6.6)
1983	Derrick Harris, 24-155 (6.5)
1984	Derrick Harris, 18-198 (11.0)
1985	Jimmy Francis, 29-140 (4.8)
1986	Randy Fisher, 23-205 (8.9)
	Derwin Whatley, 11-288 (26.2)
1987	Randy Fisher, 19-192 (10.1)
	Clifford Scott, 16-435 (27.2)
1988	Edward Jackson, 10-100 (10.0)
	Donnie Harrell, 11-258 (23.5)
1989	Edward Jackson, 26-158 (6.1)
	Eric Luke, 15-307 (20.5)
1990	Deon Searcy, 15-124 (8.3)
1991	Antonio Hill, 27-276 (10.2)
1992	Antonio Hill, 18-110 (6.1)
1993	Stanley Flanders, 18-200 (11.1)

## Rushing

1982	FB Henry Chubb, 475
1983	FB Henry Chubb, 668
1984	RB Michael Williams, 362
1985	RB Tony Allen, 564
1986	FB Eric Clark, 565
1987	Donnie Harrell, 632
1988	Ramon Allen, 780
1989	Ramon Allen, 846
1990	Ramon Allen, 957
1991	Ramon Allen, 488
1992	Dominique Ross, 734
1993	Dominique Ross, 1030

## Kickoff Returns

1982	Kelvin Sheppard, 20-422 (21.1)
1983	Derrick Harris, 21-610* (29.0)
1984	Derrick Harris, 27-534 (19.8)
1985	Donnie Harrell, 15-280 (18.7)
1986	Derwin Whatley, 11-288 (26.2)
1987	Clifford Scott, 16-435 (27.2)
1988	Donnie Harrell, 11-258 (23.5)
1989	Eric Luke, 15-307 (20.5)
1990	Eric Luke, 10-201 (20.1)
1991	Calvin Walker, 12-300 (25.0)
1992	Ramon Walker, 8-182 (22.8)
1993	Calvin Walker, 8-188 (23.5)

## Interceptions

1982	Timmy Massey, 3-30;
	Jimmy Francis, 3-28
1983	Dallis Smith, 5-91
1984	Jimmy Francis, 4-31
1985	Jimmy Francis, 5-109
1986	Dallis Smith, 9-53*
1987	Calvin Orr, 4-71
1988	Deon Searcy, 5-11
1989	Deon Searcy, 4-29
1990	Derick McCant, 2-35
1991	Chris Dupree, 5-45
1992	Antonio Hill, 2-72
	Walt Foy, 2-28
1993	Tony Hill, 3-36

\* Led Conference

## Tackles-Assists

1982	Cliff Fouty, 20-135=155
1983	Lenny Parker, 47-76=123
1984	Lenny Parker, 62-63=125
1985	Jimmy Francis, 63-62=125
1986	Jessie Tuggle, 42-87=129
1987	Jimmy Brookins, 69-36=105
1988	Jimmy Brookins, 73-52=125
1989	Shaun Utley, 44-35=79
1990	Freddie Richardson, 45-36=81
1991	Chris Dupree, 33-39=72
1992	Chris Dupree, 40-41=81
1993	Erasmus Harvey, 39-41=80

## Passing

1982	James Owens, 169-339-2258
1983	Terry Mallory, 41-98-681
1984	Mark Dace, 42-106-662
1985	Mark Dace, 53-108-762
1986	Mark Dace, 104-186-1435
1987	Tye Cottle, 54-98-767
1988	Tye Cottle, 143-262-1960
1989	Tye Cottle, 131-235-1677
1990	Tye Cottle, 99-179-1189
1991	Chris Hatcher, 81-150-1088
1992	Chris Hatcher, 26-400-2548
1993	Chris Hatcher, 335-471-3651

## Receiving

1982	WR Carl Armstrong, 61-1028*
1983	WR Kelvin Sheppard, 22-388
1984	WR Kevin Gray, 23-455
1985	WR Darrien Teals, 33-448
1986	WR Randy Fisher, 46-753
1987	WR Randy Fisher, 36-585
1988	WR Randy Fisher, 52-864
1989	WR Randy Fisher, 51-690
1990	WR Dexter Holiday, 25-393
1991	Dexter Holiday, 23-375
1992	Calvin Walker, 71-867
1993	Calvin Walker, 82-944

## Scoring

1982	WR Carl Armstrong, 48
	K Brad Bauer, 48
1983	RB Tracy Soles, 54
1984	K Keith Moore, 59
1985	K Keith Moore, 59
1986	WR Randy Fisher, 60
1987	K Rodney Fulk, 44
1988	K Jack McTyre, 58
1989	K Jack McTyre, 33
1990	RB Ramon Allen, 78
1991	K Don Kelly, 59
1992	Dominique Ross, 72
1993	Dominique Ross, 78

## Punting

1982	Brad Bauer, 37.1 (L55)
1983	Terry Mallory, 37.6 (L56)
1984	Terry Mallory, 37.6 (L60)
1985	Terry Mallory, 42.2 (L62)
1986	Terry Mallory, 40.6 (L71)
1987	Kevin Maddox, 35.6 (L49)
1988	Mike McCullough, 34.9 (L49)
1989	Mike McCullough, 36.1 (L52)
1990	Brian Chestnutt, 35.8 (L52)
1991	Chad Mosley, 40.6 (L64)
1992	Chad Mosley, 36.4 (L53)
1993	David Ashby, 39.4 (L55)



# THE RECORD BOOK

## INDIVIDUAL GAME

### Rushing

Most Rushes: 35, Ramon Allen vs. UT Martin, 1990  
 Most Yards: 218, Dominique Ross vs. Fort Valley State, 1993  
 Most Yards Lost : 77, James Owens vs. Jacksonville State, 1982  
 Best Average : 9.9, Stanley Hall vs. Troy State, 1989  
 Longest Run From Scrimmage: 80, Donnie Harrell vs. West Georgia, 1985  
 Most Touchdowns: 4, Donnie Harrell vs. West Georgia, 1985; Michael Williams vs. West Georgia, 1986; Ramon Allen vs. UT Martin, 1990

### Passing

Most Attempted : 61, Chris Hatcher vs. West Georgia, 1993  
 Most Completed: 45, Chris Hatcher vs. West Georgia, Mississippi College, 1993  
 Most Consecutive Completions : 17, Chris Hatcher vs. Delta State, 1992\*  
 Most Yards: 480, Chris Hatcher vs. Mississippi College, 1993  
 Most Touchdowns: 5, Mark Dace vs. UT-Martin, 1986; Tye Cottle vs. Central Florida, 1988; Chris Hatcher vs. Mount Senario, Tarleton State, Mississippi College, 1993  
 Best Percentage: .938, Lance Funderburk vs. Tarleton State (15-16), 1993\*  
 Longest Reception: 90, Chris Hatcher to Calvin Walker vs. Central Florida, 1993  
 Most Had Intercepted: 5, Chris Hatcher vs. North Alabama, 1993  
 Most Without An Interception: 56, Chris Hatcher vs. Mississippi College, 1993\*

### Total Offense

Most Plays: 61, Chris Hatcher vs. West Georgia, 1993  
 Most Yards: 458, Chris Hatcher vs. Mississippi College (-22R, 480P), 1993

### Scoring

Most Points: 24, Donnie Harrell vs. West Georgia, 1985; Michael Williams vs. West Georgia, 1986; Darrien Teals vs. Central Florida, 1988; Ramon Allen vs. UT Martin, 1990  
 Most Touchdowns: 4, Donnie Harrell vs. West Georgia, 1985; Michael Williams vs. West Georgia, 1986; Darrien Teals vs. Central Florida, 1988; Ramon Allen vs. UT Martin 1990  
 Most TDs Responsible For: 6, Mark Dace vs. UT Martin, 1986 (5 TD passes, 1 TD rushing)  
 Most PATs Attempted: 8, Don Kelly vs. Lees-McRae, 1991; Vernon Loree vs. Tarleton State, 1993  
 Most PATs Made: 8, Don Kelly vs. Lees-McRae, 1991



DONNIE HARRELL

Most FGs Attempted: 4, Keith Moore vs. Georgia Southern, 1983, vs. North Alabama, 1984, vs. Kentucky State and Bishop, 1985; Jack McTyre vs. Livingston, 1990; Don Kelly vs. Delta Sate, 1991  
 Most FGs Made: 4, Keith Moore vs. Bishop, 1985; Jack McTyre vs. Livingston, 1990; Don Kelly vs. Delta Sate, 1991  
 Longest FG: 54, Keith Moore vs. Kentucky State, 1985\*  
 Most Points Kicking: 16, Jack McTyre vs. Livingston, 1990

### Receiving

Most Caught : 16, Calvin Walker vs. Mississippi College, Delta State, 1992  
 Most Yards : 230, Calvin Walker vs. Delta State, 1992  
 Most Touchdowns: 4, Darrien Teals vs. Central Florida, 1988

### Punting

Most Punts: 11, Mike McCullough vs. Central Florida, 1989  
 Longest Punt : 71, Terry Mallory vs. Savannah State, 1986  
 Best Average: (min. 4 punts) 9-49.8, Terry Mallory vs. Livingston, 1985

### Punt Returns

Most Returns : 7, Jimmy Francis vs. West Georgia, 1984; Antonio Hill vs. Fort Valley State, 1991  
 Most Yards: 94, Antonio Hill vs. Fort Valley State, 1991  
 Longest for Touchdown: 55, Derrick Harris vs. UT Martin, 1984

### Kickoff Returns

Most Returns: 5, Kelvin Sheppard vs. North Alabama, 1982; Derrick Harris vs. Georgia Southern, 1983  
 Most Yards: 147, Derrick Harris vs. Georgia Southern, 1983  
 Longest for Touchdown: 97, Clifford Scott vs. Savannah State, 1987



TERRY MALLORY

### Defense

Most Interceptions: 3, Jimmy Francis vs. Bishop, 1985  
 Most Yards Returned: 62, Jimmy Francis vs. Bishop, 1985  
 Most Total Tackles: 21, Jimmy Francis vs. Mississippi College, 1985  
 Most Solo Tackles: 17, Jimmy Brookins vs. Mississippi College, 1988  
 Most Sacks: 4, Robert Morris vs. UT Martin, 1989  
 Most Assists: 18, Harvey Carter vs. Georgia Southern, 1982  
 Most Fumble Recoveries: 3, Anthony Newsome vs. Delta State, 1983

## INDIVIDUAL SEASON

### Rushing

Most Rushes: 211, Ramon Allen, 1990  
 Most Yards: 1030, Dominique Ross, 1993  
 Most Yards Lost : 307, James Owens, 1982  
 Best Average: 6.3, Blake Duncan, 1991 (36-225)  
 Best Game Average: 95.7, Ramon Allen, 1990 (957, 10 games)  
 Most Touchdowns: 13, Dominique Ross, 1993

### Passing

Most Attempted: 471, Chris Hatcher, 1993\*  
 Most Completed: 335, Chris Hatcher, 1993\*  
 Most Without and Interception: 177, Chris Hatcher, 1993\*  
 Best Percentage: .709, Chris Hatcher, 1993\*  
 Most Completions Per Game: 30.5, Chris Hatcher, 1993\*  
 Most Yards: 3651, Chris Hatcher, 1992  
 Most Yards Per Game: 331.9, Chris Hatcher, 1993\*  
 Most Touchdowns: 37, Chris Hatcher, 1993\*  
 Most Had Intercepted: 15, Tye Cottle, 1989

### Total Offense

Most Plays: 495, Chris Hatcher, 1993  
 Most Yards: 3532, Chris Hatcher, 1993  
 Most Yards Per Game: 321.1, Chris Hatcher, 1993

### Scoring

Most Points: 78, Ramon Allen 1990; Dominique Ross, 1993  
 Most Touchdowns: 13, Ramon Allen, 1990; Dominique Ross, 1993  
 Most TDs Responsible For: 40, Chris Hatcher, 1993 (37 passing, 3 rushing)  
 Most PATs Attempted : 49, Vernon Loree, 1993  
 Most PATs Made: 45, Vernon Loree, 1993  
 Most Consecutive PATs: 28, Jack McTyre, 1988  
 Most FGs Attempted : 23, Jack McTyre, 1990  
 Most FGs Made : 17, Jack McTyre, 1990  
 Most Points Kicking: 68, Jack McTyre, 1990

### Receiving

Most Caught: 82, Calvin Walker, 1993  
 Most Yards: 1028, Carl Armstrong, 1982  
 Most Touchdowns: 10, Randy Fisher, 1986

### Punting

Most Punts: 76, Terry Mallory, 1983  
 Best Average: 42.2, Terry Mallory, 1985

### Punt Returns

Most Returns: 30, Jimmy Francis, 1982  
 Best Average: 11.0, Derrick Harris, 1984  
 Most Yards: 276, Antonio Hill, 1991

### Kickoff Returns

Most Returns: 27, Derrick Harris, 1984  
 Best Average: 29.0, Derrick Harris, 1983  
 Most Yards : 610, Derrick Harris, 1983

### Defense

Most Interceptions: 9, Dallis Smith, 1986  
 Most Yards Returned: 109, Jimmy Francis, 1985  
 Most Total Tackles: 155, Cliff Fouty, 1982  
 Most Solo Tackles: 63, Jimmy Brookins, 1988  
 Most Assists: 135, Cliff Fouty, 1982  
 Most Sacks: 14, Antonio Edwards, 1990  
 Most Fumble Recoveries: 3, Cliff Fouty, Eric Jarvis, 1982; Elson Bolar, Anthony Newsome, 1983; Dallis Smith, Lenny Parker, 1984; Freddie Thomas, 1985; Maurice Jordan, 1989; Antonio Edwards, 1991

\* Conference Record

# INDIVIDUAL CAREER

## Rushing

	ATT	YARDS	AVG.	TDS
Ramon Allen, 1988-91	672	3071	4.6	26
Donnie Harrell, 1985-88	407	1904	4.7	10
Dominique Ross, 1992-A	320	1764	5.5	23
Eric Clark, 1985-88	292	1301	4.5	3
Chad Tanner, 1990-A	244	1156	4.7	4
Henry Chubb, 1982-83	221	1143	5.2	5
Max Vickers, 1983-86	247	955	3.9	9
Michael Williams, 1985-86	194	898	5.5	8
Tracy Soles, 1982-83	174	712	5.1	12
Mark Dace, 1984-87	373	606	1.6	10

## Passing

	COMP	ATT	YARDS	INT	TDS
Chris Hatcher, 1991-A	680	1021	7287	29	66
Tye Cottle, 1987-90	427	774	5593	47	50
Mark Dace, 1984-87	241	477	3459	36	25
James Owens, 1982	169	339	2258	14	15
Terry Mallory, 1983-86	77	186	1227	14	8

## Total Offense

	PLAYS	RUSH	PASS	TOTAL	TDS
Chris Hatcher, 1991-A	1105	-218	7287	7069	70
Tye Cottle, 1987-90	1034	-44	5593	5549	57
Mark Dace, 1984-1987	850	606	3459	4065	35
Ramon Allen, 1988-91	675	3071	4	3075	28
James Owens, 1982	402	-162	2258	2096	15

## Scoring

	TD	FG	PAT	PTS
Keith Moore, 1983-86	0	32	76	202
Ramon Allen, 1988-91	28	0	1	170
Jack McTyre, 1988-90	0	34	57	159
Randy Fisher, 1986-89	26	0	0	156
Dominique Ross, 1992-A	25	0	0	150
Don Kelly, 1990-92	0	22	61	127
Tracy Soles, 1982-83	16	0	0	96
Darrien Teals, 1985-88	16	0	0	96
Donnie Harrell, 1985-A	10	0	0	60
Mark Dace, 1984-1987	10	0	0	60

## Receiving

	CATCHES	YARDS	TDS
Randy Fisher, 1986-89	185	2892	26
Calvin Walker, 1990-A	167	2026	15
Darrien Teals, 1985-88	105	1650	16
Roberts Williams, 1991-A	99	1539	10
Steve Greer, 1991-A	98	1196	6
Blake Duncan, 1989-93	92	749	9
Dexter Holiday, 1989-91	67	1170	9
Carl Armstrong, 1982	61	1028	8
Kelvin Sheppard, 1982-83	53	879	7

## Punting

	PUNTS	YARDS	AVG.
Terry Mallory, 1983-86	272	10,732	39.5
Chad Mosley, 1991-A	72	2735	38.0
Brad Bauer, 1982-84	63	2341	37.2
Brian Chestnutt, 1989-1991	68	2442	35.9

## Punt Returns

	RETURNS	YARDS	AVG.
Randy Fisher, 1986-89	56	473	8.4
Jimmy Francis, 1982-85	84	473	5.6
Derrick Harris, 1983-84	42	353	8.4

## Kickoff Returns


	RETURNS	YARDS	AVG.
Derrick Harris, 1983-84	48	1144	23.8
Donnie Harrell, 1985-88	27	566	21.0
Kelvin Sheppard, 1982-83	28	556	19.9

## Kick Scoring

	PAT A/M	FG A/M	PTS
Keith Moore, 1983-86	83-76	65-42	202
Jack McTyre, 1988-90	58-57	45-34	159
Don Kelly, 1990-92	62-61	35-22	127
Vernon Loree, 1993-A	49-45	8-6	63
Brad Bauer, 1982-84	27-24	14-8	48

## Interceptions

	NO.	YARDS	TDS
Dallis Smith, 1983-86	21	209	0
Jimmy Francis, 1982-85	14	160	0
Calvin Orr, 1986-A	10	172	0
Deon Searcy, 1987-90	12	73	0



**Keith Moore**, left, is VSU's leader with 202 career points. He also holds the Gulf South Conference record for longest field goal, a 54-yarder.

**Ramon Allen**, below, is the Balzers' all-time leading rusher with 3071 yards and is second in scoring with 170 points.



## TEAM GAME

### Rushing

Most Rushes: 69 vs. Livingston, 1983  
 Most Yards: 385 vs. West Georgia, 1985  
 Most Yards Lost: 103 vs. North Alabama, 1984  
 Best Average: 6.3 vs. West Georgia, 1985  
 Most Touchdowns: 6 vs. Lees-McRae, 1991

### Passing

Most Attempted: 6 vs. West Georgia, 1993  
 Most Completed: 45 vs. West Georgia, Mississippi College, 1993  
 Most Yards: 480 vs. Mississippi College, 1993  
 Most Touchdowns: 7 vs. Tarleton State, 1993  
 Best Percentage: .867 vs. West Georgia, 1982  
 Most Had Intercepted: 7 vs. Fort Valley State, 1985  
 Most Without an Interception: 56 vs. Mississippi College, 1993

### Total Offense

Most Plays: 91 vs. West Georgia, 1984  
 Most Yards: 577 (379R, 198P) vs. Delta State, 1985

### Scoring

Most Points: 68 vs. Tarleton State, 1993  
 Most Touchdowns: 10 vs. Tarleton State, 1993\*  
 Most PATs Attempted : 10 vs. Tarleton State, 1993  
 Most PATs Made: 8 vs. Mount Senario, Tarleton State, 1993  
 Most FGs Attempted: 4 vs. Georgia Southern, 1983; vs. North Alabama, 1984; vs. Kentucky State and Bishop, 1985, vs. Livingston, 1990; vs. Delta State 1991  
 Most FGs Made: 4 vs. Bishop, 1985, vs. Livingston, 1990; vs. Delta State 1991  
 Most Points Kicking: 16 vs. Livingston, 1990

### Punting

Most Punts: 11 vs. Central Florida, 1989  
 Best Average: (min. 4 punts) 9-49.8 vs. Livingston, 1985

### Punt Returns

Most Returns: 10 vs. Livingston, 1984  
 Most Yards: 94 vs. Fort Valley State, 1991  
 Longest for Touchdown: 55 vs. UT Martin, 1984

### Kickoff Returns

Most Returns: 6 vs. North Alabama, 1982; vs. Troy State, Georgia Southern, 1984  
 Most Yards : 147 vs. Georgia Southern, 1983  
 Longest for Touchdown: 97 vs. Savannah State, 1987

### First Downs

Most Total: 29 vs. Delta State, 1985  
 Most Rushing: 21 vs. Delta State, 1985  
 Most Passing: 19 vs. Georgia Southern, 1982  
 Most by Penalty: 4 vs. Georgia Southern, 1992

### Penalties

Most Penalties: 15 vs. West Gerogia, 1992  
 Fewest Penalties: 1 vs. Troy State, 1984; vs. North Alabama, 1985  
 Most Yards: 135 vs. Livingston, 1992  
 Fewest Yards: 5 vs. Troy State, 1984; vs. North Alabama, 1985

### Fumbles

Most: 7 vs. North Alabama, 1983  
 Most Lost: 5 vs. North Alabama, 1983; vs. West Georgia, 1985

### Defense

Most Interceptions: 6 vs. UT Martin, 1986  
 Most Yards Returned: 117 vs. Livingston, 1990  
 Most Fumbles Recovered: 7 vs. Savannah State, 1984  
 Most Yards Rushing: 545 vs. North Alabama, 1982  
 Most Yards Passing: 437 vs. Central Florida, 1993  
 Fewest Yards Rushing: minus 29 vs. Central Florida, 1988  
 Fewest Yards Passing: 20 vs. North Alabama, 1983  
 Fewest Yards Total: 2Mount Senario, 1993

### Passing

Most Attempted: 513, 1993\*  
 Most Completed: 363, 1993\*  
 Most Yards: 3871, 1993\*  
 Average Yards Gained Per Game: 351.9, 1993\*  
 Best Average Per Completion: 14.9, 1983  
 Most Had Intercepted: 122, 1992\*  
 Most Without An Interception: 177, 1993  
 Most Touchdowns: 40, 1993\*

### Total Offense

Most Plays: 785, 1993  
 Most Yards: 5259, 1993  
 Best Average: 478.1, 1993

### Scoring

Most Points: 449, 1993  
 Most Touchdowns: 62, 1993  
 Most PATs Attempted: 59, 1993  
 Most PATs Made: 55, 1993  
 Most FGs Attempted: 23, 1990  
 Most FGs Made: 17, 1990  
 Most 2-Point PATs Attempted: 6, 1984  
 Most 2-Point PATs Made: 5, 1984

### Punting

Most Punts: 79, 1983  
 Best Average: 40.6, 1985  
 VSC Records (7)

### Punt Returns

Most Returns: 40, 1984  
 Most Yards: 320, 1984  
 Best Average: 10.5, 1993

### Kickoff Returns

Most Returns: 38, 1982  
 Most Yards: 802, 1983  
 Best Average: 24.8, 1987

### First Downs

Most Total: 251, 1993  
 Most Rushing: 109, 1986  
 Most Passing: 163, 1993\*  
 Most by Penalty: 20, 1992

### Penalties

Most Penalties: 111, 1993  
 Fewest Penalties: 48, 1987  
 Most Yards: 984, 1993  
 Fewest Yards: 383, 1987

### Fumbles

Most: 40, 1984  
 Most Lost: 21, 1983  
 Fewest: 17, 1988  
 Fewest Lost: 8, 1993

### Defense

Fewest Points Allowed: 163, 1985  
 Most Interceptions: 32, 1986\*  
 Most Yards Returned: 311, 1987  
 Most Fumbles Recovered: 24, 1984  
 Fewest Yards Rushing Allowed: 1228, 1986  
 Fewest Yards Passing Allowed: 1255, 1989  
 Fewest Yards Total Allowed: 2807, 1990  
 Takeaway-Giveaway: plus 19, 1986  
 \* Conference Record


## TEAM SEASON

### Rushing

Most Rushes: 545, 1985  
 Most Net Yards: 1968, 1985  
 Most Yards Lost: 550, 1984  
 Best Average Per Carry: 5.10, 1993  
 Best Average Per Game: 182.3, 1987  
 Most Touchdowns: 19, 1993



# ALL-AMERICANS at Valdosta State University



*Jack McTyre*



*Jimmy Brookins*




*Antonio Edwards*




*Robert Morris*



*Randy Fisher*



*Chris Dupree*



*Jessie Tuggle*



*Chris Hatcher*



*Deon Searcy*



*Mark Catano*



*Lenny Parker*

## **VSU IN THE NFL**

**Mark Catano**      **Jessie Tuggle**  
**Randy Fisher**  
**Antonio Edwards**      **York Kurinsky**

# LETTERMEN

**A**  
 Ashley Abrams, DB 1982  
 Howard Akers, WR 1987-88  
 Matt Alexander, OT 1990-91  
 Jody Allen, DE 1982  
 Ramon Allen, RB 1988-91  
 Steve Allen, OT 1982  
 Tony Allen, RB 1985  
 Greg Alley, OG 1982-83  
 Kelvin Anderson, WR 1993  
 Carl Armstrong, WR 1982  
 Cary Arneson, DB 1982  
 David Ashby, P 1993  
 Eddie Ashley, RB 1990  
 Eugene Autry, DB 1993


**B**  
 Keith Backstrom, LB 1988-89  
 Mike Baldwin, DB 1990  
 Bryan Banks, OT 1984-87  
 David Banks, SB 1992-93  
 Rodrigus Bartell, WR 1986  
 Brad Bauer, K 1982-84  
 Marc Beach, WR 1991  
 Pernel Bee, RB 1983  
 Travis Bembry, DB 1992  
 Mike Berry, LB 1992-93  
 Stacey Blake, OT 1982-83  
 Andy Blanchard, LB 1984-86  
 Jeremiah Blount, RB 1987  
 Oliver Blount, DT 1985-86  
 Steve Bodi, DE 1988-89  
 Elson Bolar, DT 1983-84  
 Keith Bonnell, OT 1983-85  
 Bobby Booker, LB 1987-89  
 Shawn Bostick, OT 1990-93  
 Robert Boyette, NG 1982  
 Keith Braddock, DB 1993  
 Ryan Branch, LB 1993  
 Shawn Brannen, OT 1993  
 Michael Brenton, OG 1987-90  
 Joey Brett, QB 1991  
 Terrence Brisbon, RB 1984  
 Jason Brock, OG 1989  
 Jimmy Brookins, LB 1985-88  
 Charles Brooks, DT 1985

**C**  
 Rod Callaway, DT 1987-90  
 Bret Calzaretta, LB 1982  
 Cedric Campbell, RB 1984  
 Vince Capece, LB 1983-85  
 Harvey Carter, NG 1982  
 Mark Catano, OT 1982-83  
 Brian Chestnutt, P 1989-91  
 Henry Chubb, RB 1982-83  
 Eric Clark, RB 1985-88  
 Josten Clark, OL 1991-93  
 Tommy Clark, C 1990-92  
 Cary Cody, WR 1982, 84-86  
 Jay Coley, WR 1982  
 Keith Cooksey, WR 1993  
 Marcus Copeland, FB 1987-90  
 Roger Copeland, LB 1987  
 Tye Cottle, QB 1987-90  
 Vic Crawford, DB 1984  
 Elkannah Crockett, DB 1982  
 Kevin Crosby, FB 1992

**D**  
 Mark Dace, QB 1984-87  
 J.D. Daniels, WR 1982  
 Chris Davenport, LB 1989-90  
 Calvin Davis, LB 1990  
 Kelvin Davis, DT 1988  
 Reginald Davis, RB 1988-91  
 Rick Davis, QB 1982  
 Fran Delaney, DS 1988-89  
 Jamie Deloach, QB 1992-93  
 Richard DeWees, LB 1989  
 Jerry Dillard, K 1993  
 Artie Dovers, OG 1982  
 Jody Dowda, OT 1990-91  
 Blake Duncan, FB 1989-91, 1993



**RAMON ALLEN**  
 RB  
 1988-91



**BRYAN BANKS**  
 OT  
 1984-87



**BRAD BAUER**  
 K  
 1982-84



**JIMMY BROOKINS**  
 LB  
 1985-88



**MARK CATANO**  
 OT  
 1982-83



**HENRY CHUBB**  
 RB  
 1982-83



**CARY CODY**  
 WR  
 1982, 1984-86

Chuck Dunmon, OT 1982-85  
 Chris Dupree, SS 1989-91

**E**  
 John Eaton, OG 1982  
 Antonio Edwards, DE 1989-92

**F**  
 Leon Farmer, LB 1985  
 Ken Fasnacht, WR 1983  
 Eric Faulkner, DE 1984-87  
 Matt Fiorelli, DE 1992-93  
 Randy Fisher, WR 1986-89  
 Mike Fitzpatrick, WR 1990  
 Stanley Flanders, WR 1993  
 Tim Flemming, OG 1993  
 Reggie Ford, WR 1982  
 Cliff Fouty, LB 1982-83  
 Walt Foy, DB 1991-93  
 Jimmy Francis, DB 1982-85  
 Rodney Fulk, K 1987  
 Darrell Funderburk, QB 1985-88  
 Lance Funderburk, QB 1992-93

**G**  
 Cedric Gantt, DT 1986  
 Bert Gelis, DT 1985-88  
 Mike Gibson, DB 1992-93  
 James Gibson, DT 1983-86  
 David Gilyard, LB 1982  
 John Gladden, LB 1990-92  
 David Glisson, RB 1993  
 John Gray, DT 1982-83  
 Kevin Gray, WR 1984  
 Shadrick Green, TE 1993  
 Steve Greer, TE 1991-93  
 Steve Griffin, QB 1982-83  
 Ryan Grubbs, LB 1984

**H**  
 Paul Hall, LB 1990-91  
 Stanley Hall, RB 1989-90  
 Wayne Hamm, TE 1982-84  
 Andre Hampton, DE 1992-93  
 Dennis Hampton, DE 1993  
 Jeff Hanton, DB 1982-83, 85-86  
 Donnie Harrell, RB 1985-88  
 Derrick Harris, DB 1983-84  
 Jonathan Harris, QB 1992-93  
 Dwayne Hart, DB 1987-90  
 Erasmus Harvey, LB 1991-93  
 Chris Hatcher, QB 1991-93  
 Mike Henry, C 1983-84  
 Chester Hightower, LB 1986  
 Tony Hill, DB 1991-93  
 John Hinson, DL 1992-93  
 Dexter Holiday, WR 1986, 1989-91  
 Jimmy Holton, OG 1987  
 Bo Houston, OG 1990  
 Greg Hoven, WR 1984-85  
 James Hubbard, OL 1992-93  
 Doug Hunter, QB 1983-85

**J**  
 Edward Jackson, CB 1987-89  
 Jerome Jackson, RB 1982-83, 86  
 Stonewall Jackson, RB 1985  
 Eric Jarvis, C 1982-83  
 Willie Jefferson, LB 1983  
 Jason Jelks, DB 1993  
 Kenny Jennings, DB 1983-84  
 Casey Johnson, DE 1990  
 Emanuel Johnson, DL 1993  
 Marcus Johnson, DB 1991-93  
 Barry Jones, FB 1992-93  
 Keith Jones, TE 1986-89  
 Maurice Jordan, DT 1986-89

**K**  
 Don Kelly, K 1990-92  
 John Kenny, DT 1989-91  
 Jimmy King, TE 1993  
 Scott Klees, QB 1990  
 York Kurinsky, OL 1992-93



**TYE COTTLE**  
 QB  
 1987-90



**REGINALD DAVIS**  
 RB  
 1988-91



**RANDY FISHER**  
 WR  
 1986-89



**DEXTER HOLIDAY**  
 WR  
 1986, 1989-91



**JEROME JACKSON**  
 RB  
 1982-83, 86



**KEITH JONES**  
 TE  
 1986-89



**MAURICE JORDAN**  
 DT  
 1986-89



# '94 VALDOSTA STATE VSU UNIVERSITY FOOTBALL

**L**  
 Lance Laskey, TE 1988  
 Mark Lawson, LB 1982-84  
 Ray Lloyd, C 1983-86  
 James Lockhart, LB 1993  
 Scott Long, TE 1989-91  
 Scottie Long, LB 1986  
 Stan Long, OG 1983  
 Vernon Lovee, K 1993  
 Mikeal Lovejoy, DB 1986-88  
 Eric Luke, DB 1988-91

**M**  
 George Mackey, DE 1982  
 Kevin Maddox, P 1987  
 Terry Mallory, QB 1983-86  
 Brad Martin, WR 1983  
 Derryl Mason, WR 1983-84  
 Timmy Massey, DB 1982-85  
 William Massey, RB 1985  
 Octavio Matamoros, OL 1992  
 Alvoid Mays, DB 1984  
 Mike McBride, RB 1982  
 Derick McCant, CB 1989-91  
 Harold McClain, DT 1989-92  
 Clint McCrory, NG 1982  
 Mike McCullough, P 1988-89  
 Alex McKinnie, RB 1982-83  
 James McRae, TE 1986-87  
 Jack McTyre, K 1988-90  
 Danny Metcalf, LB 1987-88, 1990  
 Keith Miles, DE 1987  
 Herbert Mingo, RB 1991  
 Charles Mitchell, LB 1984-86  
 Edward Mitchell, LB 1993  
 Bob Mitchell, WR 1983  
 Clifton Montgomery, RB 1984  
 Donald Monts, OG 1982  
 Keith Moore, K 1983-86  
 Matt Moore, OL 1991-92  
 Robert Morris, DE 1986-89  
 Gary Morton, DB 1992  
 Chad Mosley, P 1991-92  
 Jackson Mosley, LB 1982  
 Scott Mowry, LB 1985-88  
 Tony Murphy, LB 1987  
 Darrell Mydell, DB 1993

**N**  
 Clay NeSmith, DT 1986  
 Anthony Newsome, DE 1983  
 David Niemeyer, DT 1982  
 John Norris, OT 1984-87

**O**  
 Alex Oakes, LB 1988  
 Calvin Orr, DB 1986-89  
 Willie Osborn, WR 1989  
 Will O'Steen, C 1988-91  
 James Owens, QB 1982

**P**  
 Ted Palmer, DS 1988-90  
 Lenny Parker, LB 1983-84  
 Michael Parker, OT 1987-90  
 George Parsons, LB 1992-93  
 Sean Pender, WR 1992-93  
 Buddy Phillips, OT 1987-88  
 Larry Pividal, TE 1982  
 Alan Pohalski, NG 1982  
 Billy Poole, RB 1993  
 Richard Popkin, DL 1992  
 Eric Porter, LB 1988  
 Sammie Price, DT 1985  
 Don Pumphrey, OT 1984-85

**R**  
 Jerry Randall, DT 1984-85  
 Andre Randle, DL 1993  
 Jessie Randle, DB 1990  
 Buddy Ratledge, OT 1983-85  
 Ben Reaves, TE 1983-86  
 Charles Reddick, DT 1987-88  
 Keith Reddings, DE 1983-86  
 Quinton Reed, DB 1983-84  
 Jack Reeves, DE 1992  
 Robert Renfro, DT 1983-84  
 Luis Reveiz, K 1983

Jason Richards, OG 1990  
 Freddie Richardson, LB 1990  
 Rusty Rivers, OG 1984  
 Barry Roberson, LB 1989-91  
 Tyrone Rogers, RB 1991  
 Dominique Ross, RB 1992-93  
 Lee Rourke, LB 1983  
 John Royal, LB 1987

**S**  
 Homer Sanders, WR 1983  
 Drew Sauls, WR 1984-85  
 Mike Scantling, TE 1983  
 Richard Schilie, TE 1983  
 Clifford Scott, SS 1987-90  
 Deon Searcy, FS 1987-90  
 Mike Sellers, C 1986-87  
 Brock Sellers, C 1982  
 Andy Sharpless, OG 1982-84  
 Kelvin Sheppard, WR 1982-83  
 Pete Shuttters, NG 1982-83  
 Dean Siegel, DE 1984-85  
 James Sirmans, LB 1993  
 Albert Smith, RB 1984, 1987  
 Anthony Smith, LB 1983  
 Dallis Smith, DB 1983-86  
 Dennis Smith, DB 1983-86  
 Jerome Smith, DE 1983  
 Tracy Soles, RB 1982-83  
 Chuck Stamey, OG 1990-93  
 Dan Stickland, DT 1983-86  
 James Strickland, C 1982  
 Mel Stripling, OT 1982  
 Ricky Sutton, NG 1982  
 R.D. Swain, OG 1983-86  
 Ricky Swales, DE 1990

**T**  
 Greg Talley, DE 1992  
 Chad Tanner, RB 1990-92  
 Darrell Tarver, DE 1986-89  
 Brad Tate, LB 1992  
 Larry Tatum, C 1984  
 Darrien Teals, WR 1985-88  
 Freddie Thomas, LB 1984-85  
 Curtis Thompson, LB 1983  
 Hugh Thompson, QB 1982  
 Anthony Thornton, TE 1990-91  
 Gary Thornton, WR 1990-91  
 Brad Trout, DB 1993  
 Jessie Tuggle, LB 1983-86  
 Mike Tuggle, OL 1991  
 John Turley, DE 1984  
 Darren Turner, DL 1991

**U**  
 Shawn Utley, LB 1989

**V**  
 Max Vickers, RB 1983-86

**W**  
 Calvin Walker, WR 1990-92  
 Marcus Walker, DL 1989-92  
 Reggie Walker, RB 1992-93  
 Jay Walls, DT 1983-85  
 Charles Walsh, OT 1993-93  
 Geoff Walters, QB 1984-85  
 Emmett Watkins, DB 1984-87  
 Zim Watters, DT 1986  
 Arthur Webb, WR 1984  
 Kelly Wells, OT 1988-90  
 Regional West, LB 1992-93  
 Derwin Whatley, DB 1986  
 Robert Wheeler, TE 1989  
 David White, LB 1988  
 Bill Wilhelm, TE 1983-86  
 Angelo Williams, WR 1992  
 David Williams, TE 1982  
 Fitzgerald Williams, DB 1985-86  
 Michael Williams, RB 1985-86  
 Mike Williams, RB 1984  
 Randy Williams, C 1988-89  
 Robert Williams, WR 1991-93  
 Rod Williams, OT 1982  
 Shay Williams, DL 1992-93  
 Wilbur Williams, RB 1984-85  
 Hershel Wooten, DT 1985-86



**HAROLD  
 MCCLAIN**  
 DT  
 1989-92




**JACK MCTYRE**  
 K  
 1988-90



**JAMES MCRAE**  
 TE  
 1986-87



**SCOTT MOWRY**  
 LB  
 1985-88



**WILL O'STEEN**  
 C  
 1988-91




**LENNY PARKER**  
 LB  
 1983-84




**BEN REAVES**  
 TE  
 1983-86




**CLIFFORD  
 SCOTT**  
 SS  
 1987-90



**DALLIS SMITH**  
 DB  
 1983-86




**DARRIEN  
 TEALS**  
 WR  
 1985-88



**SHAWN UTLEY**  
 LB  
 1989



**MAX VICKERS**  
 FB  
 1983-86



**MARCUS  
 WALKER**  
 DT  
 1989-92



**RANDY  
 WILLIAMS**  
 C  
 1988-89

# GULF SOUTH CONFERENCE

Valdosta State, heading into its 13th season in the dangerous Gulf South Conference wars, became a football force in the then nine-member league in 1986, finishing a surprising second and just missing a playoff spot. Last year the Blazers again challenged for their first ever conference championship but fell to eventual national champion North Alabama and finished second in the league for the third straight year. The final overall record was 8-3, 5-2 in the GSC.

The conference has undergone a change in membership for the third straight year. Lincoln Memorial, a non-football playing school in Harrogate, Tenn., was admitted into the league in June of 1992 at the same time Jacksonville State submitted its formal resignation from the

league, leaving the membership at eight schools. Two Arkansas schools, Henderson State and Central Arkansas, both of which play football, and Alabama-Huntsville, another non-football playing institution, came into the league in June 1993, expanding the field of schools to 10. This past June, West Florida, yet another non-football playing school, joined the conference, pushing the men's membership to 11 (Mississippi University for Women is the league's 12th member).

The GSC, which can make a convincing argument as the toughest all-round Division II conference in the country, boasts 29 national championships in its 22-year history. These titles have been won in eight sports, and the league is represented in virtually every championship tournament of NCAA competition on an annual basis

North Alabama, making its second appearance in the football national championship game, brought home the gold with an exciting 41-34 victory over Indiana (Pennsylvania) to give the league its only national team title in 1993-94. Valdosta State's Briny Baird was the individual medalist in the national golf championship, firing a four-under-par 284 to win by six strokes. The Blazers finished sixth in the 17-team event.

In basketball, North Alabama and West Georgia's men's and women's teams advanced to post-season play with UNA's women finishing third in the nation.

In baseball, Delta State won the South Central Regional to earn a berth in the eight-team national championship where the Statesmen finished third.

Previous national champions from the GSC include Delta State in women's basketball (six), Troy State in men's golf (three), football (two), baseball (two) and women's golf (three), North Alabama in men's basketball (two), Jacksonville State in baseball (two), women's gymnastics (two) and men's basketball (one), Livingston in football (one), Mississippi College in football (one) and former member Southeastern Louisiana in track (one) and women's basketball (one).

The conference was formed in 1971, and in those 23 years eight different schools have

won the football championship. Jacksonville State and Troy State have enjoyed the most success, with JSU winning eight championships and Troy State winning six. Mississippi College and North Alabama have claimed four titles, and Nicholls State, Northwestern State (La.), Livingston and UT Martin one

each. Livingston won the first title on the way to the NAIA national championship in 1971.

Nathan Salant became the league's sixth commissioner in November 1992. The president of the conference, beginning a two-year term, is Dr. Robert Potts, president of North Alabama.



**DR. ROBERT POTTS**  
Gulf South President



**NATHAN SALANT**  
Gulf South Commissioner

**The Gulf South Conference mailing address and telephone number:**

Gulf South Conference  
4 Office Park Circle  
Suite 218  
Birmingham, AL 35223  
(205) 870-9750

## 1993 ALL-ACADEMIC TEAM\* (OFFENSE)

Player	Position	School	GPA	Major
Chris Hatcher	QB	Valdosta State	3.70	Physical Education
Chris Mosley	RB	Central Arkansas	3.08	Public Administration
John Duke Wells III	RB	Henderson State	3.10	Pre-Medicine
Matt Carman	WR	Livingston	4.00	Math Education
Antjuane Sims	WR	West Georgia	3.00	Sports Medicine
David Banks	TE	Valdosta State	3.16	Political Science
Bill Ashley	OL	Delta State	3.50	Business Administration
Teddy Dodd	OL	Central Arkansas	3.66	Physical Therapy
Jimmy Gay	OL	North Alabama	3.40	Social Science
York Kurinsky	OL	Valdosta State	3.00	Communication Arts
Dean Seeley	OL	Delta State	3.62	Nursing
Jon Thompson	OL	North Alabama	3.27	Math/History
Michael Williams	OL	North Alabama	3.83	Physical Education
Colby Golden	K	Central Arkansas	3.84	Occupational Therapy
Matt Thomas	RS	Mississippi College	4.00	Pre-Medicine

## (DEFENSE)

John Hinson	DL	Valdosta State	3.33	Special Education
Kevin Klima	DL	Livingston	3.23	History
Beau Rathburn	DL	Delta State	3.66	Business Administration
B.J. Rodgers	DL	Mississippi College	4.00	Graduate Student
Roland Spann	DL	Mississippi College	3.50	Criminal Justice
Brian Barnett	LB	Central Arkansas	3.87	Physical Therapy
Jason Rodgers	LB	Mississippi College	3.23	Biology
Rodney Vincent	LB	Central Arkansas	3.44	Physical Education
Marcus Johnson	DB	Valdosta State	3.15	Business Administration
John Acker	DB	Mississippi College	3.25	Religion
Bradd Stepp	DB	North Alabama	3.65	Biology
Heath Vance	DB	Central Arkansas	3.72	Physical Therapy
Lee Morris	P	North Alabama	3.67	Biology

\*Student-athletes were selected on the basis of a minimum 3.0 GPA for schools using a 4.0 system and a minimum of 2.0 for schools using the 3.0 system.

## THE GULF SOUTH CONFERENCE FINAL 1993 STANDINGS

Team	GSC	Pct.	PF	PA	Overall	Pct.	PF	PA
North Alabama	7-0	1.000	277	105	14-0	1.000	557	265
VALDOSTA STATE	5-2	.714	245	140	8-3	.727	449	197
Central Arkansas	4-3	.571	167	157	6-4-1	.591	261	211
West Georgia	4-3	.571	155	161	4-6	.400	197	228
Henderson State	2-5	.286	128	186	4-6	.400	183	232
Livingston	1-5-1	.214	203	299	2-7-1	.250	303	420
Delta State	1-6	.143	141	245	3-7	.300	195	269
*Mississippi College	3-3-1	.500	165	170	6-3-1	.650	230	199

\* ineligible for GSC championship

## 1993 ALL-CONFERENCE TEAM (OFFENSE)

Position	Player	School
Wide Receivers	CALVIN WALKER	VALDOSTA STATE
	Carlos Bonner	Delta State
	Matt Carman	Livingston
Offensive Line	YORK KURINSKY	VALDOSTA STATE
	Kelly Ray	Mississippi College
	Jon Thompson	North Alabama
	Leroy Williams	Livingston
	Jeff Surbaugh	North Alabama
Tight End	Mario Hansbrough	Mississippi College
Quarterback	CHRIS HATCHER	VALDOSTA STATE
Running Backs	Tyrone Rush	North Alabama
	Hosea Knowlton	Central Arkansas
Kicker	Jamie Stoddard	North Alabama
Return Specialist	Erron Bobo	Central Arkansas

## (DEFENSE)

Linemen	ANDRE HAMPTON	VALDOSTA STATE
	O.J. Patrick	North Alabama
	Jeff Redcross	North Alabama
	Mike Lovelady	Central Arkansas
Linebackers	ERASMUS HARVEY	VALDOSTA STATE
	Keith Humphrey	North Alabama
	Ronald McKinnon	North Alabama
	Russell Gray	West Georgia
Backs	TONY HILL	VALDOSTA STATE
	Ken Scroggins	Henderson State
	Corey Smith	Delta State
	Deatrick Forbes	Livingston
Punter	Chris Carter	Henderson State

# GULF SOUTH CONFERENCE 1993 Statistics

### RUSHING OFFENSE

School	G	Att.	Yds.	Att. Avg.	Game Avg.	TD
North Alabama	14	803	5196	6.5	371.1	63
Henderson St.	10	512	2485	4.9	248.5	18
Miss. College	10	459	2391	5.2	239.1	20
Central Ark.	11	485	2104	4.3	191.3	22
Delta State	10	415	1865	4.5	185.5	17
West Georgia	10	336	1553	4.6	155.3	11
<b>VSU</b>	<b>11</b>	<b>272</b>	<b>1388</b>	<b>5.1</b>	<b>126.2</b>	<b>19</b>
Livingston	10	232	848	3.7	84.8	7

### SCORING OFFENSE

School	G	Pts.	Avg.
VSU	11	449	40.8
North Alabama	14	557	39.8
Livingston	10	303	30.3
Central Ark.	11	261	23.7
Miss. College	10	230	23.0
West Georgia	10	197	19.7
Delta State	10	195	19.5
Henderson St.	10	183	18.3

### SCORING DEFENSE

School	G	Pts.	Avg.
VSU	11	197	17.9
North Alabama	14	265	18.9
Central Ark.	11	211	19.1
Miss. College	10	199	19.9
West Georgia	10	228	22.8
Henderson St.	10	232	23.2
Delta State	10	269	26.9
Livingston	10	420	42.0

### RUSHING DEFENSE

School	G	Att.	Yds.	Att. Avg.	Game Avg.	TD
North Alabama	14	425	1538	3.6	109.9	14
<b>VSU</b>	<b>11</b>	<b>423</b>	<b>1423</b>	<b>3.4</b>	<b>129.4</b>	<b>15</b>
Central Ark.	11	404	1425	3.5	129.5	7
Miss. College	10	400	1599	4.0	159.9	13
Henderson St.	10	381	1826	4.8	182.6	19
West Georgia	10	424	1918	4.5	191.8	18
Delta State	10	424	2433	5.7	243.3	23
Livingston	10	536	3214	6.0	321.4	36

### INDIVIDUAL RUSHING

Player/School	G	Att.	Yds.	Att. Avg.	Game Avg.	TD
Greg Walker, DSU	10	240	1394	5.8	130.4	9
Hosea Knowlton, UCA	11	277	1256	4.5	114.2	13
Felix Addo, WGC	10	175	1118	6.4	111.8	8
Tyrone Rush, UNA	14	237	1466	6.2	104.7	19
Dominique Ross, VSU	11	167	1030	6.2	93.6	13

### TOTAL OFFENSE

School	G	Att.	Yds.	Att. Avg.	Game Avg.	TD
North Alabama	14	957	6734	7.0	481.0	74
<b>VSU</b>	<b>11</b>	<b>785</b>	<b>5259</b>	<b>6.7</b>	<b>478.1</b>	<b>59</b>
Livingston	10	770	4626	6.0	462.6	39
Miss. College	10	676	3794	5.6	379.4	32
Central Ark.	11	761	4065	5.3	369.5	33
Delta State	10	695	3661	5.3	366.1	26
West Georgia	10	648	3571	5.5	357.1	23
Henderson St.	10	601	2903	4.8	290.3	20

### INDIVIDUAL PASSING

Player/School	G	Att.	Comp.	Int.	Yds.	CperG	TD
Chris Hatcher, VSU	11	471	334	11	3651	30.4	37
Marty Washington, LU	10	404	221	13	3062	22.1	26
Ken Collins, UCA	11	276	137	9	1961	12.5	11
Cody Gross, UNA	14	132	71	4	1441	5.1	11
Brad Strohm, MC	10	115	64	5	777	6.4	8

### TOTAL DEFENSE

School	G	Att.	Yds.	Att. Avg.	Game Avg.	TD
VSU	11	670	3036	4.5	276.0	26
Central Ark.	11	733	3634	5.0	330.3	29
North Alabama	14	914	4633	5.1	330.9	37
Miss. College	10	695	3552	5.1	355.2	25
Henderson St.	10	653	3837	5.9	383.7	22
West Georgia	10	733	3924	5.4	392.4	29
Delta State	10	666	3954	5.9	395.4	35
Livingston	10	745	4729	6.3	472.9	55

### INDIVIDUAL RECEIVING

Player/School	G	Cgt.	Yds.	Avg. Gain	Cgt. Game	TD
Matt Carman, LU	10	88	1085	12.3	8.8	14
Calvin Walker, VSU	11	82	944	11.5	7.5	6
Steve Greer, VSU	11	70	892	12.7	6.4	6
Willie McClelland, LU	10	56	767	13.7	5.6	8
Tim Woods, UCA	11	58	978	16.9	5.3	7

### INDIVIDUAL TOTAL OFFENSE

Player/School	G	Att.	Rush Yds.	Pass Yds.	Ttl. Yds.	Game Avg.
Marty Washington, LU	8	453	84	3062	3146	393.3
Chris Hatcher, VSU	11	495	-119	3651	3532	321.1
Ken Collins, UCA	11	344	124	1961	2085	189.5
Chris Teal, WGC	10	338	-14	1911	1797	179.7
David Crowe, DSU	10	251	-19	1431	1412	156.9

### PASSING OFFENSE

School	Att.	Comp.	Int.	Pct.	Yds.	Avg.	TD
Livingston	538	294	16	.546	3778	377.8	32
<b>VSU</b>	<b>513</b>	<b>362</b>	<b>12</b>	<b>.706</b>	<b>3871</b>	<b>351.9</b>	<b>40</b>
West Georgia	312	169	7	.542	2018	201.8	12
Delta State	280	141	11	.502	1796	179.6	9
Central Ark.	276	137	9	.496	1961	178.0	11
Miss. College	217	110	8	.507	1403	140.3	12
North Alabama	154	77	6	.500	1538	109.9	11
Henderson St.	89	30	4	.337	418	41.8	2

### SCORING

Player/School	G	TD	PAT	FG	Pts.	Avg.
Matt Carman, LU	10	14	2	0	88	8.8
Tyrone Rush, UNA	14	19	1	0	116	8.3
Hosea Knowlton, UCA	11	13	3	0	84	7.6
Jamie Stoddard, UNA	14	0	62	12	98	7.0
Dominique Ross, VSU	11	13	0	0	78	7.1

### PASSING DEFENSE

School	Att.	Comp.	Int.	Pct.	Yds.	Avg.	TD
VSU	247	136	8	.551	1613	146.6	11
Livingston	209	99	9	.474	1515	151.5	19
Delta State	242	120	11	.496	1521	152.1	12
Miss. College	295	172	6	.583	1953	195.3	12
Central Ark.	329	167	14	.508	2209	200.1	22
West Georgia	309	174	7	.563	2006	200.6	11
Henderson St.	272	155	12	.570	2011	201.1	3
North Alabama	489	246	25	.503	3095	221.1	23

### INTERCEPTIONS

Player/School	No.	Yds.
Robert Haynes, UNA	6	69
Keith Humphrey, UNA	5	61
Brian Barnett, UCA	4	89
Arlonzo Childress, UCA	4	74
Detrick Forbes, LU	4	47

### PUNTING

Player/School	No.	Yds.	Avg.
Chris Carter, HSU	53	2305	43.5
Lee Morris, UNA	36	1474	40.9
David Ashby, VSU	30	1183	39.4
Mike Nelson, MC	45	1768	39.3
Jack Hankins, LU	47	1786	38.0

### PUNT RETURNS

Player/School	No.	Yds.	Avg.
Benn Sanford, MC	25	293	11.7
S. Flanders, VSU	18	187	10.4
Eric Davis, HSU	9	69	7.7
B. Coffey, DSU	13	96	7.4

### KICKOFF RETURNS

Player/School	No.	Yds.	Avg.
Erron Bobo, UCA	18	504	28.0
T. Rush, UNA	23	603	26.2
M. Curry, WGC	13	297	22.8
Vince Glover, MC	19	419	22.1
W. McClelland, LU	35	730	20.9

# SPORTS INFORMATION

## Steve Roberts, Director



**Steve** Roberts is entering his 14th year as sports information director at Valdosta State University. He became the school's first full-time director in the fall of 1981 following the decision earlier that year to begin a football program at the institution.

Roberts is in charge of media relations, statistics and the production of brochures, flyers, schedule cards and releases for the university's 10 intercollegiate sports. Over the years several sports brochures have received awards in various competitions. The cover of the 1993 football brochure was judged best in the nation.

Roberts' office is located along with the offices of the athletic director and all coaches other than football in the Physical Education Complex. Part of his duties include scheduling the arena area of the complex which is used for graduations, concerts and testing as

well as athletic events.

A 1965 journalism graduate from the University of Georgia, Roberts worked for three years in sports then as Sunday editor of *The Savannah Morning News* before joining the public relations staff at Valdosta State. He became Sunday editor of *The Valdosta Daily Times* in 1972 but continued to handle Valdosta State's sports information requirements on a part-time basis. When football was established, Roberts returned to the university full time.

Over the years Roberts has built a reputation for timely and accurate statistics, and for the past six years he and his football statistics crew have been in charge of game stats at the Gator Bowl game. In 1994, Valdosta State be-

came the host institution for the Division II baseball championships in Montgomery, Ala., and Roberts and his staff was in charge of media relations and game operations.

Roberts is a member of College Sports Information Directors of America, his profession's national organization, and serves as District III coordinator for men's sports on the GTE Academic All-America Committee. District III is comprised of the states of Florida, Georgia, South Carolina, North Carolina and Virginia. He is also a member of the Baseball Writers Association and the Basketball Writers Association.

A native of Douglas, Ga., Roberts is married to the former Maggie Harden of Eastman, who serves as the academic counselor for VSU's College of Education. They have two sons, Bill, 18, a freshman at the University of Georgia, and John, 14, a freshman at Valdosta High School.

## AIR BLAZERS

### ON THE AIR:

**Flagship Station**  
**WVLD**  
**1450 AM**  
Valdosta, GA

**WFFM**  
**105.7 FM**  
Tifton, GA

**WTUF**  
**106.3 FM**  
Thomasville, GA

**WMAF**  
**1230 AM**  
Madison, FL

**Mike Chason,**  
play-by-play

**John Lastinger,**  
color commentary

### TELEVISION:

**Hal Mumme Show**  
(weekly coach's show)

### SPORTSOUTH

**TCI Cablevision:**  
**Channel 18**  
Valdosta, GA  
**Channel 10**  
Albany, GA  
**Channel 3**  
Tifton, GA  
**Channel 15**  
Thomasville, GA

**Falcon Cable:**  
**Channel 19**  
Falcon North  
**Channel 33**  
Falcon South

# CLEVELAND FIELD

## Home of the Blazers

**Valdosta** State plays its home football games at Cleveland Field, located across the street from Brookwood Center, a former shopping plaza recently acquired by the college which is being renovated to house additional classrooms and offices for the rapidly growing institution.

The stadium was built in 1922 and was named for the late Dr. A. G. Cleveland, who was superintendent of the Valdosta City Schools from 1919-1949. Seating

has been added through the years which has enlarged the facility to its current 11,500 seats. It features a beautiful natural turf playing field and is topped on the south side by a two-level press box.

The Blazers played their first seven seasons at Cleveland Field and returned to the facility two years ago to take advantage of its convenient location adjacent VSU's main campus. Facilities in Brookwood Center, currently being reno-

vated, eventually will be available to accommodate Blazer Boosters, and acres of convenient parking are available for tailgate parties on game days and nights.

Blazer football's goal in 1994 for the record seven home dates

will be to improve on the school's 29-15-1 record at Cleveland Field over the years.

- **Field Runs East-West**
- **Capacity: 11,500**
- **Built in 1922**
- **Natural Turf**
- **Visitors Dress Under North Stands**
- **Blazers Dress Under South Stands**
- **Press Box Tops South Stands**

**“ Valdosta State ranked 20th in per game attendance among Division II schools in 1993 as an average of 5,927 fans came out for the Blazers' six home dates. ”**



## SUPPORT STAFF



**DR. MACK GREER**  
Director  
Student Health Services



**DR. KURT JACOBSON**  
Hughston Sports  
Medicine Clinic

## STUDENT TRAINERS

**JEFF ALLEN**  
*graduate assistant*

**CINDY McCARTHY**  
*graduate assistant*

**CALVIN COLLINS**  
**KARI LANGLEY**  
**ANDY BARNETT**  
**MIKE EDWARDS**  
**YOLANDA JENKINS**  
**JEFF TANNER**  
**JAMIE PINYAN**  
**AMANDA McMILLAN**  
**LESLIE FOLSOM**

# SPORTS MEDICINE

## Jim Madaleno, Director

**The** Sports Medicine program at Valdosta State, under the direction of head athletic trainer Jim Madaleno, provides the athletic training personnel and expertise for the 10 intercollegiate sports. Madaleno oversees a staff which includes two other certified athletic trainers, two graduate assistants and a host of student trainers who work the various sports during their seasons.

The Sports Medicine major is offered by the Department of Health, Physical Education and Athletics within the School of Education, and admission is based on academic achievement, course work, related experiences and recommendations. The first two years consist of coursework in the college core curriculum along with background courses appropriate to the major. The second two years incorporate the professional sequence of coursework in the areas of injury assess-




ment, therapeutic exercise, advanced anatomy, biomechanics, kinesiology and sport physiology.

It is during the second two years that the student becomes actively involved in the laboratory experiences in the athletic training


room and on the athletic fields and courts. All of these experiences are under the direct supervision of Madaleno or one of the other certified trainers.

In addition to the sports medicine staff, Valdosta State athletics is "taken care of" by Dr. Mack Greer, director of VSU's Student Health Services, and by Dr. Kurt Jacobson and members of his staff from the world famous Hughston Sports Medicine Clinic in Columbus.



# COMPOSITE SCHEDULE OF 1994 OPPONENTS

*Night Game	Sept. 3	Sept. 10	Sept. 17	Sept. 24	Oct. 1	Oct. 8	Oct. 15	Oct. 22	Oct. 29	Nov. 5	Nov. 12
<b>Valdosta State</b>	Knoxville*	at Central Florida	Fort Valley State*	Clark Atlanta*	at Livingston	New Haven	West Georgia	at Mississippi College*	Delta State*	at North Alabama*	Henderson State*
<b>Knoxville</b>	at VSU*	Langston	Central State	at Morgan State	at Jacksonville State	OPEN	Elizabeth City State	at Kentucky State	New Haven	at Bethune-Cookman	at Livingstone
<b>Central Florida</b>	at Maine	VSU	Bethune-Cookman	Western Kentucky	at Illinois State	at Samford	at Northeast Louisiana*	Troy State	at Liberty*	OPEN	at East Carolina
<b>Fort Valley State</b>	North Alabama* (Macon)	Morehouse* (Ypsilanti, MI)	at VSU*	Morris Brown* (Macon)	at Clark Atlanta	OPEN	at Miles	Alabama A&M	Tuskegee	at Savannah State	Albany State (Columbus)
<b>Clark Atlanta</b>	Morris Brown* 9/5	OPEN	at Alabama A&M*	at VSU*	Fort Valley State	OPEN	Kentucky State*	Savannah State (Augusta)	at Albany State	Tuskegee	at Lane
<b>Livingston</b>	at Albany State	at Nicholls State*	at Kentucky State*	Mississippi College	VSU	at West Georgia	Central Arkansas	at Delta State*	North Alabama	at Henderson State	OPEN
<b>New Haven</b>	at Bloomsburg 9/1	at Kutztown	Indiana (PA)	at Abilene Christian*	OPEN	at VSU	American International	Southern Connecticut State	at Knoxville	at Bowie State	at Liberty
<b>West Georgia</b>	Elon	at Georgia Southern*	at Albany State	at Central Arkansas	Union	Livingston	at VSU	OPEN	Mississippi College	at Delta State	North Alabama
<b>Mississippi College</b>	at Arkansas-Monticello*	at Abilene Christian*	at North Alabama*	at Livingston	Henderson State	OPEN	at Samford	VSU*	at West Georgia	at Central Arkansas	Delta State
<b>Delta State</b>	OPEN	at Northwestern State*	at Harding*	North Alabama*	at Central Arkansas*	Henderson State*	East Texas State*	Livingston*	at VSU*	West Georgia	at Mississippi College
<b>North Alabama</b>	at Fort Valley State*	Alabama A&M*	Mississippi College*	at Delta State*	OPEN	at Youngstown State	at Henderson State*	Central Arkansas	at Livingston	VSU*	at West Georgia
<b>Henderson State</b>	Southern Arkansas*	Arkansas-Monticello*	at East Texas State	Arkansas-Pine Bluff*	at Mississippi College	at Delta State*	North Alabama*	at Stephen F. Austin	Central Arkansas	Livingston	at VSU*




Tight End  
Steve Greer

# '94 VSU SCHEDULE

DATE	OPPONENT	SITE	TIME
9/3	Knoxville	Valdosta	7 PM
9/10	Central Florida	Orlando	1 PM
9/17	Ft. Valley State*	Valdosta	7 PM
9/24	Clark Atlanta	Valdosta	7 PM
10/1	Livingston*	Livingston, AL	2 PM
10/8	New Haven	Valdosta	1 PM
10/15	West Georgia*•	Valdosta	2 PM
10/22	Mississippi College	Clinton, MS	6 PM
10/29	Delta State*	Valdosta	7 PM
11/5	North Alabama*	Florence, AL	7 PM
11/12	Henderson State*	Valdosta	7 PM

\*Gulf South Conference games  
 • Homecoming  
 ALL TIMES LOCAL



Defensive Tackle  
Mike Berry



Defensive End Andre Hampton