


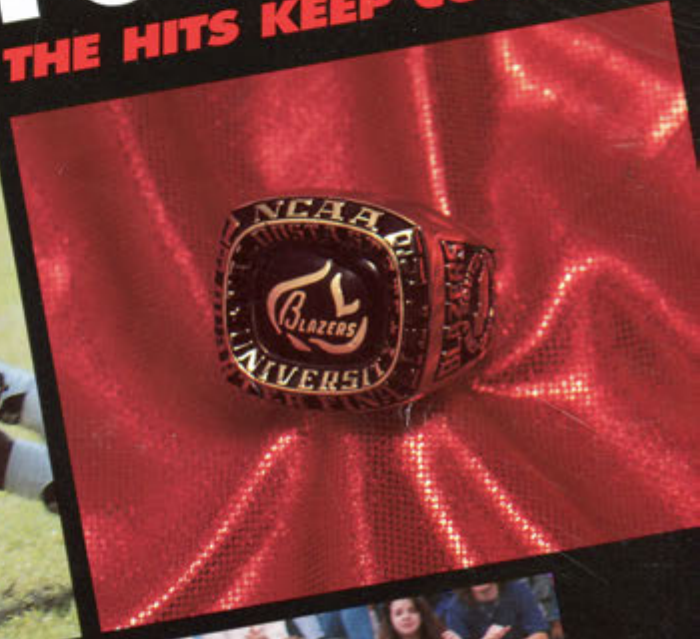
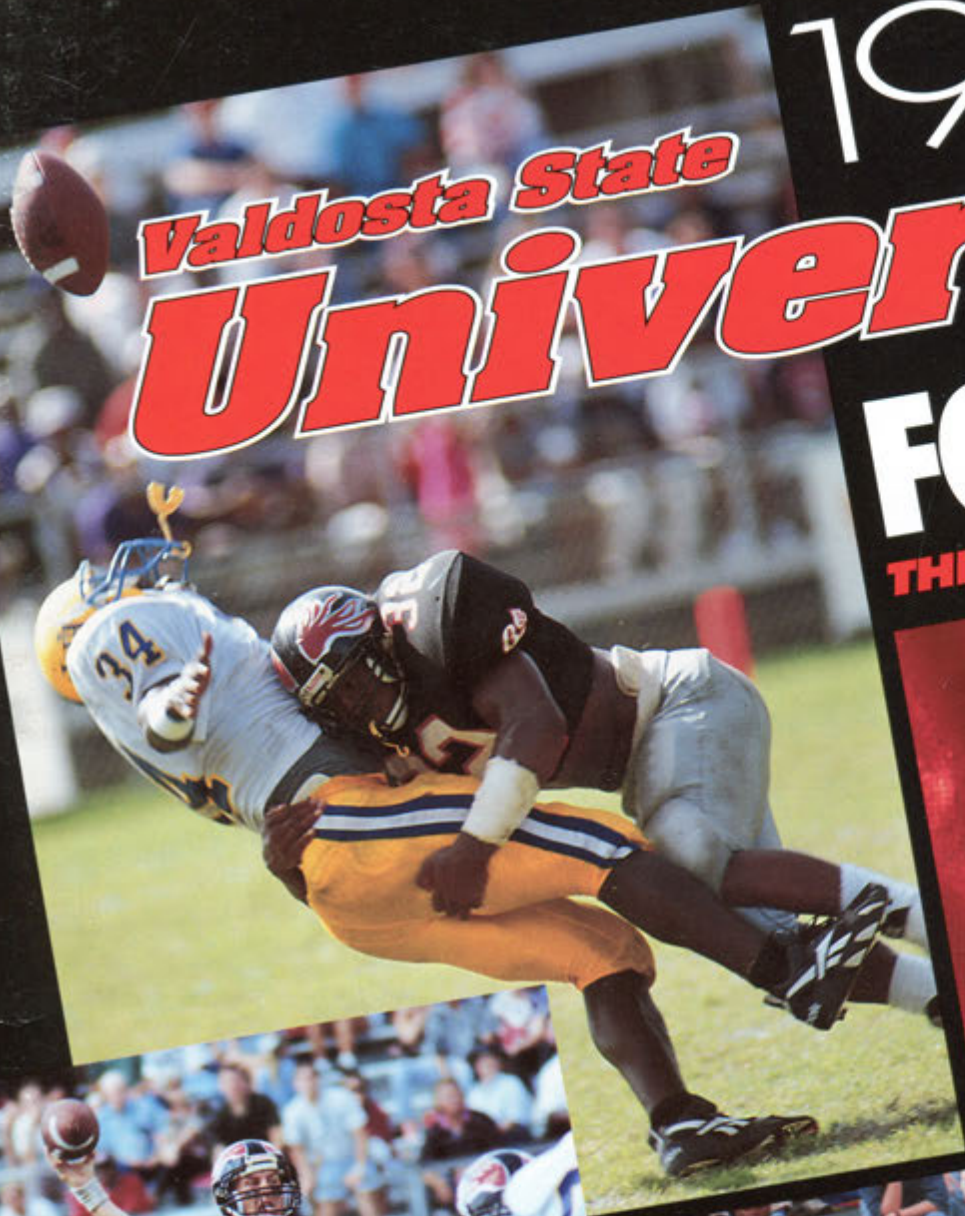
1995

Valdosta State

University

FOOTBALL

THE HITS KEEP COMING!



B • L • A • Z • E • R • S

MEDIA INFORMATION

PRESS BOX

Cleveland Field, the football home of Valdosta State's Blazers, is topped on the south side by a two-level press box with adequate seating on the lower level for about 12 writers. Broadcasters, film crews and photographers use the upper level which is accessible only by ladder type steps.

PRESS BOX SERVICES

Standard services are provided for media personnel — flip cards, cumulative statistics, media guides, programs, play by play accounts at the conclusion of each quarter, abbreviated statistics at halftime and complete final statistics as soon as possible at the end of the game. Ample telephone and fax service is available. Soft drinks and a snack will be served.

MEDIA CREDENTIALS

Contact Steve Roberts, SID, for press passes as far in advance as possible. Passes will be mailed if time permits. If not, they will be left at the Will Call table at the southeast corner of Cleveland Field. The passes will be at the Will Call table an hour and a half before kickoff.

MEDIA PARKING

Parking for the media is available in a lot adjacent the southeast gate at Cleveland Field. Parking passes will be mailed with credentials.

RADIO

Valdosta State has a radio booth for the originating station for the Blazer Football network. A modular plug phone line is provided the official broadcast team of the opponent for each game. The visiting radio crew should obtain permission and credentials in

advance from Steve Roberts, SID. Gulf South Conference opponents are provided the phone line at no charge. Other opponents are charged a \$50 fee. The visiting radio phone number as well as a trouble number will be given on request.

SCOUTS

Requests for scouting credentials should be made directly to Steve Roberts, SID, early during the week of the game to be scouted.

OFFICES

Offices of all football coaches are located in the old gymnasium, which also houses the football fieldhouse. All other athletic offices, including the sports information and ticket offices, are located in the physical education complex.

CREDITS

Editor: Steve Roberts;
Writers: Steve Roberts, Bill Roberts
Layout & Design: Bill Malone,
Wesley Force
Printing: Colson Printing Company,
Valdosta, GA

Sports Information Mailing Address:
Steve Roberts,
Sports Information Director
Athletic Department
Valdosta State University
Valdosta, GA 31698

PHOTO CREDITS

Many thanks to Valdosta Daily Times photographers Paul Leavy and Mike Tanner and free lance photographers Ryles Lee of Tallahassee and Ken Klanicki, Bob Lupinek, Jack Rowe and Bill Malone of Valdosta for their time and talent which produced the photos in this media guide.

VSU SPORTS OUTLETS

Randy Kennedy
Valdosta Daily Times
P.O. Box 968
Valdosta, GA 31603
912-244-1880

Chris Beckham
Valdosta Daily Times
P.O. Box 968
Valdosta, GA 31603
912-244-1880

Daniel Shirley
Valdosta Daily Times
P.O. Box 968
Valdosta, GA 31603
912-244-1880

Greg McIlvain
Valdosta Daily Times
P.O. Box 968
Valdosta, GA 31603
912-244-1880

Mike Chason
Public Relations
Abraham Baldwin College
Tifton, GA 31794
912-386-3264

Marlon Morgan
FTU Sports
P.O. Box 1949-F
Jacksonville, FL 32231
904-359-4246

Chase Goodbread
FTU Sports
P.O. Box 1949-F
Jacksonville, FL 32231
904-359-4246

Earnest Reese
Atlanta J-C Sports
P.O. Box 4689
Atlanta, GA 30302
404-526-5794

Robert Horne
The Spectator
Valdosta State University
Valdosta, GA 31698
912-333-5685

Bill Muntz
Communication Arts
Valdosta State University
Valdosta, GA 31698
912-333-7156

Gary Hutchens
Georgia Video Professionals
P.O. Box 5391
Valdosta, GA 31602
912-333-0197

Ed Grisamore
Macon Telegraph Sports
P.O. Box 4167
Macon, GA 31213
912-744-4302

Ira Schoffel
Times-Enterprise Sports
P.O. Box 650
Thomasville, GA 31792
912-226-2400

Cosby Woodruff
Observer Sports
P.O. Box 889
Moultrie, GA 31768
912-985-4545

Jay Stone
Gazette Sports
P.O. Box 708
Tifton, GA 31794
912-382-4321

John Zenor
Herald Sports
P.O. Box 48
Albany, GA 31703
912-888-9305

Rick Head
Waycross Journal Herald
P.O. Box 219
Waycross, GA 31501
912-283-2244

Randy Ruditz
WCTV-TV Sports
P.O. Box 3048
Tallahassee, FL 32303
904-893-2126

Jim Wallace
WALB-TV Sports
P.O. Box 3130
Albany, GA 31708
912-883-0154

John Peterson
WTXL-TV Sports
8927 Thomasville Road
Tallahassee, FL 32312

John Lastinger
P.O. Box 40
Valdosta, GA 31603

The Cover

The legacy established by the 1994 Valdosta State football team is reflected on this year's cover, which features some of 1994's outstanding players. "The Hit" on New Haven's Roger Graham by Erasmus Harvey, the pinpoint passing of Harlon Hill Trophy winner Chris Hatcher, the sure-handed receiving of flanker Robert Williams and the hard-nosed running of fullback Dominique Ross (back cover) all were instrumental in the Blazers advancing to the national playoffs for the first time in school history. The reward for that first playoff appearance was the beautiful quarterfinalist ring also featured on the front cover.

VALDOSTA STATE UNIVERSITY AT A GLANCE

QUICK FACTS

Location Valdosta, Ga.
 Enrollment 9500
 President Dr. Hugh C. Bailey
 Athletic Director Herb Reinhard
 Football Coach Hal Mumme
 Athletic Affiliation Gulf South
 Conference, NCAA Division II
 Nickname Blazers
 Colors Red and Black
 Stadium Cleveland Field
 (11,500, natural turf)



ATHLETIC STAFF

Position/Name	Telephone (Area Code 912)	
	Office	Home
Faculty Athletic Representative		
Bobby Tucker	333-7161	794-3649
Athletic Director		
Herb Reinhard	333-5890	241-8504
Secretary, Debbie Wisenbaker	333-5890	unlisted
Athletic Development Director		
Bill England	333-5890	242-7413
PE/Athletics Department Head		
Dr. Joe Ramsey	333-7161	TBA
Secretary Gayle Brooks	333-7161	247-0389
Baseball		
Tommy Thomas	333-5890	245-0303
Assistant Pete Meyer	333-7161	241-7168
Basketball (Men)		
James Dominey	333-5893	242-0752
Assistant Scott Moe	333-5904	244-6437
Basketball (Women)		
Jane Williamson	333-5890	245-8621
Assistant Laine Craven	333-5890	244-0698
Cross Country		
Johnny Lancaster	333-5890	247-7246
Departmental Secretary		
Mary Frances Hightower	333-5890	unlisted
Football		
Hal Mumme	333-5844	244-1909
Secretary Marilou Butler	333-5844	242-4726
Golf		
Nicky Balanis	247-0430	247-4033
Maintenance, Travel		
Larry Lampert	333-5844	244-7188
Softball		
Ron Durante	333-5461	244-9401
Sports Information		
Steve Roberts	333-5890	244-6560
Tennis		
John Hansen	333-5890	244-4790
Ticket Manager		
Bill England	333-5890	242-7413
Trainer		
Jim Madaleno	333-7161	241-0516
Volleyball		
Paul Cantrell	333-5890	253-1563

CONTENTS

Athletic & Football Staffs	1
Valdosta State University	2-3
Athletic Director	4
Head Coach	6-7
Assistant Coaches	8-12
Weight Room	13
Outlook	14-15
Awards, Honors	16-17
Player Bios	18-28
VSU In Pictures	29-31
Rosters	32-33
Signees	34-35
Opponents	36-41
GSC Composite Schedule	41
Reviewing 1994	42-48
Harlon Hill Trophy	49
1994 Statistics	50
Records	51-55
Lettermen	56-57
VSU All-Americans	58
VSU In The Pros	59
Gulf South Conference	60-61
Sports Information	62
Cleveland Field	63
Sports Medicine	64
Composite Schedule	IBC

FOOTBALL STAFF

Head Coach	Hal Mumme
Alma Mater	Tarleton State 1975
Collegiate Record	49-19-1, 6 years
Record at VSU	24-9-1, 3 years
Office Phone	912-333-5844
Home Phone	912-244-1909
Best Time To Call	Mornings
Assistant Coaches	
Assistant Head Coach,	
Defensive Coordinator	Mike Majors
Offensive Coordinator	Mike Leach
Offensive Backs	Brady Ackerman
Defensive Line	Mike Fanoga
Secondary	Stan Wrubluski
Athletic Trainer	Jim Madaleno
Assistant Trainers	Bobby Tucker Michele Garber Jeff Allen
Football Secretary	Marilou Butler



FOOTBALL CONTACTS

Herb Reinhard
 Athletic Director
 Office (912) 333-5890
 Home (912) 241-8504



Steve Roberts
 Sports Information
 Director
 Office (912) 333-5890
 Home (912) 244-6560



Hal Mumme
 Head Coach
 Office (912) 333-5844
 Home (912) 244-1909



Mike Majors
 Assistant Head Coach
 Office (912) 333-5844
 Home (912) 333-0109

FAX
(912) 333-5972

SIMPLY A GREAT CHOICE

Valdosta State University

Valdosta State University is not a small school. Well over 9500 graduate and undergraduate students attend, making it big enough to offer 95 degree programs, yet small enough to offer individualized attention maintaining a student to faculty ratio of 22 to 1.

Classes at VSU are small enough to allow plenty of communication between faculty and students. That's unusual at many state schools.


Valdosta State was elevated to regional university status July 1, 1993. As a regional university, VSU is expanding its mission to meet the growing needs of the region. When it comes to academics, Valdosta State is what many other colleges wish they were...a close knit community of professors and students who learn from one another in an academic setting second to none. VSU is committed to maintaining a strong teaching faculty. The professors know their subject matter and present it in imaginative and stimulating ways. They care about their students and challenge them to fulfill their academic potential.

Valdosta State, being a multi-purpose

institution, is likely to have the academic major most students are seeking. The university offers programs you would expect to find at almost any college, but a number of programs that are usually found only at major universities are also offered. For example, consider the possibilities of studying astronomy; radio, television and film; sports medicine; computer science; special education; nursing, or enrolling in the largest speech and language pathology program in the state of Georgia.

The experience and qualifications of Valdosta State's faculty are impressive. More than 300 men and women compose the faculty, and more than 70 percent hold the terminal degree in their field. They choose to teach at

VSU because it's the kind of university where they can make a difference. When their work in the classroom is completed, they can still be found to counsel students concerning career opportunities.



Students pass the Odum Library on the way to class.



West Hall, located in the center of Valdosta State University's main campus, houses the offices of the president and vice president for academic affairs as well as several academic departments.

At VSU, great pride is taken in the physical appearance of the ever-expanding campus. First-rate laboratories, state of the art computer facilities, an impressive library and modern residence halls dot the campus, which includes 27 air-conditioned buildings. The architecture and landscaping of the campus are uniform and uniquely attractive.

The location is ideal...15 miles above the Georgia-Florida line on Interstate 75 within easy driving distance of the beaches, resorts and recreational areas of Georgia and Florida. Valdosta, the "Azalea City", is Georgia's ninth largest city and the center of Lowndes County which has a population of more than 80,000. Valdosta, which means "Vale of Beauty", is certainly deserving of its name. The mild climate, friendly people and natural beauty of the area make this simply a great choice for continuing your educational experience.



Pound Hall on North Campus houses the College of Business Administration.

PRESIDENT

Dr. Hugh C. Bailey

Valdosta State University has firmly established itself as one of the state's leading institutions of higher learning since Dr. Hugh C. Bailey became the school's sixth president on July 1, 1978.

He worked tirelessly for many years to make Valdosta State the hallmark institution of higher education in the south Georgia region, and his efforts were realized July 1, 1993 when Valdosta State officially became the state's second regional university.

The Berry, Ala., native firmly believes in academic excellence and athletic excellence and has added programs in both areas to further enhance the attractiveness of Valdosta State to prospective students. In his 17 year tenure, enrollment has steadily increased as Valdosta State continues to serve students in the 41-county south Georgia area as well as other sections of the state, the United States and many foreign countries.

Dr. Bailey considers athletics to be an integral part of the total picture of Valdosta State and stays completely informed concerning developments in the entire athletic program. He promoted the initiation of a football program at VSU 13 years ago, and when it was overwhelmingly approved by student referendum he gave it his full support.

Dr. Bailey came to Valdosta State from Francis Marion College in Florence, S.C., where he was vice president for academic affairs and dean of the college. He went to Francis Marion from Samford University in Birmingham where he joined the faculty of the Department of History and Political Science in 1953. He was at Samford for 22 years, the last five as Dean of the College of Arts and Sciences.

He earned the A.B. degree from Samford in 1950 and his master's and Ph.D. degrees from the University of Alabama in 1951 and 1954 respectively. He is a member of numerous civic and professional organizations and has published more than 25 articles in various professional journals. He is also the author of six books.

Dr. Bailey is married to the former Ahleida Joan Seever of Mobile, Ala., and has two daughters, Debra Jane Helwig, a graduate of the University of Georgia, and Laura Joan Singletary, a graduate of Florida State University.



ATHLETIC DIRECTOR

Herb Reinhard

Valdosta State University athletics has made a major impact on the national level in the three years since Herb Reinhard took charge of the now 11-sport Division II program. Reinhard joined the Valdosta State athletic family in December 1991, coming from Florida A&M University where he was assistant athletic director in charge of marketing and promotions.

In 1994-95, the personable Winter Park, Fla., native directed a program which again enjoyed a banner season on the playing fields and courts, and one which again made major advances in the area of fund-raising and corporate sponsorship.

"I am pleased with our accomplishments during the past year, but I fully realize we can by no means relax and rest on our laurels," Reinhard said. "Our football team winning the most games in school history and advancing to the playoffs for the first time ever, the outstanding play of both our basketball teams and the excellent performance of all our spring sports were major highlights of the year. I think we recruited some more fans and some more support. Now it is very important to continue building on that in the years ahead."


Reinhard, 38, spent much of his first 30 months on the job turning potential supporters of VSU athletics into active supporters of the program. The list of corporate sponsorships has passed 80, and his aggressive season ticket campaign for football, basketball and baseball has paid dividends. In the last year, Reinhard has worked to improve VSU's athletic facilities, overseeing a \$750,000 baseball fieldhouse project which broke ground in August.

"We have made some inroads, but we still have miles to go. We must continue to present an exciting, appealing product which people want to come out to see. We have so much to offer the south Georgia-north Florida area in the way of entertainment and education. I feel very fortunate to be a part of this institution. Now that university status has been accomplished, we are making an

even larger impact on the quality of life for this region."

Reinhard has an undergraduate degree in business from Florida A&M, where he was a two-time all-conference placekicker, and a master's degree in sports administration from Florida State. He began his career at Florida A&M in 1979 where he was women's sports information director for six years before taking over athletic marketing and development in 1986. He was promoted to assistant athletic director in 1990.

Reinhard is married, and he and his wife Linda have a son, Herb IV, 5, and a daughter, Rebecca Joy, 1 1/2.



The Reinhards, Herb, Linda, Herb IV and Rebecca.

The Coaches



BLAZER HEAD COACH

Hal Mumme

Hal Mumme's approach to his fourth season at Valdosta State is vastly different from any of the other three. Hired as the Blazers' fourth football coach in February 1992, Mumme's first year was one of frantic urgency as he and his staff installed a totally different system. The second year was a continuation of the first, with a little less urgency but still with volumes to teach. Last year, with a veteran team again returning, the approach was very businesslike as he directed his Blazers to the school's best ever season.

This season Valdosta State must replace 20 starters and 25 seniors, but Mumme says he by no means is starting over. "The difference now is our players know our system. They may not be household names yet, but many of the players who will make names for themselves this year have already played a lot

of football for Valdosta State."

Mumme contrasts the spring of 1995 to the preceding three. "To be honest about it, this past spring was the most fun I've had here. The first two were challenging because we were putting in our system, and the spring of 1994 was somewhat boring because we had so much experience. Last spring we had a lot of fun blending the newcomers with the returnees on both sides of the ball. It was very satisfying seeing it come together in a really short period of time."

That's doesn't mean all that needs to be done this fall is some fine-tuning. Far from it, but Mumme is enjoying the challenge. "As a coach you always look at challenges, and that's what 1995 will be. We don't know how well we can do. We're going to polish them as fast as we can. What I can promise is we will



be fun to watch and we will be exciting to watch. How many can we win? I have no idea at this point."

Mumme has made the same promise of fun and excitement every year, and he's delivered more of both every year. He is the architect of a high-powered, pass-dominated offense which last year ranked in the top 5 nationally in passing (second), scoring (third) and total offense (fourth).

Since coming to Valdosta State, he has compiled a record of 24-9-1 and coached 25 all-conference players as well as a Harlon Hill Trophy winner in quarterback Chris Hatcher, who won the award as Division II's best player last season. When he first met Hatcher in the winter of 1992, Mumme told him he would be a Harlon Hill winner, a comment Hatcher



Mumme, his wife June and Harlon Hill Trophy winner Chris Hatcher.

"To be honest about it, this past spring was the most fun I've had here."

VSU COACHING STAFF

dismissed as rhetoric at the time. When he accepted the trophy last December, Hatcher recalled those words from three years before, saying, "Coach, you were right."

In an article in Sports Illustrated last season, Mumme put his job in the proper perspective. "It's not life and death. It's football. We're not curing cancer. The worst thing that can happen is to get beat. In coaching you are always just one game away from humility. We're an educational institution, so we'll learn, win or lose."

Mumme is a 1975 graduate of Tarleton State in Texas where he was a wide receiver. He began his coaching career in a couple of Texas high schools before becoming quarterbacks and receivers coach at West Texas State in 1980. He moved to Texas-El Paso as offensive coordinator in 1982, then returned to the high school ranks as head coach at Copperas Cove (Texas) High School in 1986.

After rebuilding that program, he took the Iowa Wesleyan job in 1989, inheriting a team which went 0-10 in 1988 and was returning only three players. He immediately turned the program around, going 7-4 in 1989 and 8-4 in 1990. In 1991 he moved



the program up to NAIA Division I and directed IWC to a 10-2 record and a No. 7 national ranking.

Always a proponent of a wide open offensive attack, Mumme's 1990 team led the nation in pass offense and his 1989 and 1991 clubs ranked second, setting numerous records along the way. Last year's team

ranked second in D-II in passing and third in scoring.

Mumme is married to the former June Leslie, who is the marketing director for Valdosta Mall, and they have three children, Matt, 19, who will be a sophomore quarterback on this year's team, Karen, 17, a freshman at VSU, and Leslie, 11.



Personal File

Age: 43

Hometown: San Antonio, Texas

College: Tarleton State (Texas)

Wife: June

Children: Matt, Karen, Leslie

Career Highlights: Taking over a winless program at Iowa Wesleyan in 1989 and turning it into a big winner. Directing his first VSU team to a second place finish in the GSC and a No. 20 national ranking. Second VSU team finished 8-3 (second most wins in school history) and was ranked 19th in the country, breaking 66 school, 22 conference and 7 national records. 1994 team won most games in school history (11), made the playoffs for the first time in school history, reaching the quarterfinals, and broke 80 school, 35 conference and 16 national records. Team was ranked sixth in nation. Coaching Harlon Hill Trophy winner Chris Hatcher. Being selected 1994 Coach of the Year by the Georgia Sports Hall of Fame. Coaching two of the seven quarterbacks in college football history to pass for 100 or more touchdowns.

The Mumme Record... Year-By-Year

Year	School	Record
1989	Iowa Wesleyan	7-4
1990	Iowa Wesleyan	8-4
1991	Iowa Wesleyan	10-2
1992	Valdosta State	5-4-1
1993	Valdosta State	8-3
1994	Valdosta State	11-2

Totals 49-19-1
(72.3 percent, 8.2 wins a year)

**ASSISTANT HEAD COACH
& DEFENSIVE COORDINATOR**

Mike Majors

After taking the Valdosta State head job, Hal Mumme immediately put in a call to Mike Majors to join him on a football staff for the fourth time.

Majors, 44, coached offensive backs and tight ends at Stephen F. Austin State in 1990 and 1991, but was Mumme's defensive coordinator in 1989 at Iowa Wesleyan. He also worked under Mumme at Copperas Cove High School and was on the staff with him at Texas-El Paso.

His three Valdosta State defenses to date have all led the Gulf South Conference in various categories and have ranked in the Top 10 on the national level. Last year his Blazer defenders finished fifth in the nation in scoring defense, ninth in total defense and 10th in rushing defense. VSU ranked 22nd in the country in turnover margin. The 1993

defense led the GSC in scoring, passing and total defense and was second against the rush.

Majors has coached both linebackers and the secondary in his VSU tenure and will concentrate on the linebacker corps this season.

A 1973 Stephen F. Austin State graduate, Majors was an all-state player at New London (Texas) High School before going to Kilgore (Texas) Junior College where he was an all-conference selection on the national championship team.

He played on a Sugar Bowl champion team at Arkansas before transferring to Stephen F. Austin State, where he earned a master of education degree.

Majors is married, and his wife, Laura, works for VSU's dean of the College of



Education. He has a son, Patrick, 15, who lives in Knoxville, Tennessee.



Personal File

Age: 44

Hometown: New London, Texas

Colleges: Arkansas, Stephen F. Austin State

Wife: Laura

Son: Patrick

Career Highlights: Playing on a Sugar Bowl champion Arkansas team; coordinating Valdosta State defense which led Gulf South Conference in pass defense and was second in total defense in 1992 and led the league in scoring defense, total defense and passing defense in 1993; coached outside linebacker Erasmus Harvey who was an all-conference selection in 1992 (when he coached linebackers), coached all-conference strong safety Tony Hill in 1993 (when he coached the secondary) and coached linebackers Harvey and Edward Mitchell who were all-conference choices in 1994 (when he returned to coaching linebackers).



**OFFENSIVE COORDINATOR
& OFFENSIVE LINE COACH**

Mike Leach

Another immediate Hal Mumme decision was to entice Mike Leach, his offensive coordinator and offensive line coach at Iowa Wesleyan, to follow him South.

Leach, 34, was instrumental in the success of IWC's high-powered offensive attack and will coordinate the Blazer offense as well as coach the offensive line.


His pass offense at Iowa Wesleyan led the nation in 1990 and was second in 1989 and 1991, setting 26 national records along the way. IWC's quarterback threw for more than 11,000 yards in those three seasons.

Last year VSU ranked second in the nation in passing offense (354.9 yards a game), third in scoring offense (44.5 points a game) and fourth in total offense (486.1 yards per game). The Blazers led the conference in all of those

categories. After coaching the receivers his first two years at VSU, Leach took over a graduation depleted offensive line in the spring of 1994 and rebuilt that unit into an excellent forward wall. He has a similar challenge again this season with only one starter returning up front.

Leach, a 1983 graduate of Brigham Young (after which his offense is patterned), was head coach of the Pori (Finland) team in the European Football League in 1988. He has also coached at College of the Desert in Palm Desert, Calif., and at Cal Poly-San Luis Obispo.

Leach received the Juris Doctor degree from Pepperdine School of Law in 1986 and also has a master's degree in sports sciences from the United States Sports Academy.



He is married, and he and his wife Sharon have two daughters, Janeen, 9, and Kim, 5.



Personal File

Age: 34

Hometown: Cody, Wyoming

College: Brigham Young

Wife: Sharon

Children: Janeen, Kim

Career Highlights: Receiving law degree from Pepperdine; offensive coordinator on Iowa Wesleyan teams which set 26 national records over a three-year period; offensive coordinator and receivers coach on Valdosta State team which broke 67 school and 22 conference records in 1993; coached split end Calvin Walker who was a first team all-conference selection in 1992 and 1993; coached the offensive line which jealously protected Chris Hatcher, helping the all-America quarterback put up the impressive numbers which led to his winning the Harlon Hill Trophy.



RUNNINGBACKS & RECRUITING COORDINATOR

Brady Ackerman


Brady Ackerman was elevated to a full-time position last spring after coaching the receivers in a graduate assistant's role in 1994. He took over the runningbacks during spring drills and will coach that group this fall.

He also took over the all-important recruiting coordinator's position in the spring and will oversee the Blazer recruiting efforts in 1995-96.

Ackerman, who will be 26 in September, is a Jacksonville, Fla., native who played high school football at Fletcher Senior High in Neptune Beach. He was recruited by the

University of Florida and played runningback for the Gators from 1987-91. Following graduation, he coached runningbacks at William T. Dwyer High School for one year before returning to Florida as a graduate assistant for the 1993 season.

Ackerman, who is single, received a degree in public recreation from Florida in May 1992.



DEFENSIVE LINE

Mike Fanoga

Mike Fanoga begins his second season at Valdosta State this fall and will again be in charge of the Blazer defensive line. Fanoga, a native of Huntington Beach, Calif., is in his second tour of duty with head coach Hal Mumme, who hired Fanoga at Iowa Wesleyan in 1990.

Last year Fanoga also handled the task of recruiting coordinator, an always important job which had even more significance last spring because the Blazers were hard hit by graduation and had to replace 25 seniors. His efforts helped VSU sign a bumper crop of prospects, including his brother Albert, who will play strong safety for the Blazers this season. With Ackerman heading up the recruiting efforts this year, Fanoga will take charge of the Blazer equipment room.

He coached the defensive line for Mumme for two seasons and remained at the Iowa

school for two more years. Mumme lured him South when the defensive line job came open in the winter of 1994.

Fanoga, 35, is familiar with the Gulf South Conference, having coached at West Alabama (formerly Livingston) in 1989. He joined that staff after receiving his master of science degree from Texas-El Paso in 1988. After a prep career in which he earned all-star status in football and volleyball, Fanoga played college football at Snow College, a junior college in Ephraim, Utah, and at Texas-El Paso.

Fanoga is married, and his wife Soana is a consultant.



QUARTERBACKS & RECEIVERS

Dana Holgorsen


Dana Holgorsen, who played for Mumme at Iowa Wesleyan, enters his third season at Valdosta State and will again coach the quarterbacks and receivers. He moved into that role last year after working with the receivers as a graduate assistant in 1993.

The 24-year-old native of Mt. Pleasant, Iowa will also coach the all-important special teams again, an area which is expected to be a strong suit in 1995. Holgorsen was a three-year starter at Iowa Wesleyan after starting at St. Ambrose University his freshman

season. He was Mumme's team captain his senior year.

He was an all-conference high school player at Mt. Pleasant High School in 1988 and 1989.

Holgorsen, who completed work on his master's degree in health and physical education last year, is married, and his wife Shawn is a secretary at Southern Eye Center as well as a student at Valdosta State.



SECONDARY

Stan Wrubluski

The newest addition to the Blazer football coaching staff is Stan Wrubluski who took charge of the VSU secondary in the spring and will continue to coach that group this fall.

A native of Jacksonville, Fla., Wrubluski played college football at Northeastern Oklahoma A&M Junior College for two years, where he was a wide receiver and a defensive back. He transferred to the University of Tampa where he completed his eligibility as a defensive back for the Spartans. He graduated from Tampa in 1969.

Following a 20-year career in business, Wrubluski got into coaching in 1988 as an assistant at R.E. Lee High School and the Bolles School, both in Jacksonville. He returned to the college ranks in 1993 at the University of Texas-El Paso, helping coach the secondary for the Miners while working on a master's degree in 1993 and 1994.

Wrubluski, who will be 48 in September, has three children, Kevin 24, Greg, 21, and Kate, 15. Kevin graduated from Valdosta State where he lettered in cross country for two seasons.



BLAZER FOOTBALL

Graduate Assistant Coaches



CHRIS HATCHER



STEVE GREER



BUBBA LONGGEAR

Student Assistant Coaches



MATT MOORE



SHAWN BOSTICK



KEITH BRADDOCK



JASON MAGNESS

Support Staff



**MARK
EISENGREIN**
Director,
Athletic Giving



**BILL
ENGLAND**
Director,
Athletic Development



**BOBBY
TUCKER**
Assistant
Trainer



**MICHELE
GARBER**
Assistant
Trainer



**JOHN
SULLIVAN**
Sports
Information



**LARRY
LAMPERT**
Travel,
Maintenance



**BRANTLEY
SMITH**
Head
Manager



**MARILOU
BUTLER**
Football
Secretary



**AMY
HERNDON**
Student
Secretary



**CHARLIE
WALSH**
Video
Coordinator

Student Managers

BRANTLEY SMITH

ROBERT GOODWIN

WEIGHT ROOM

The Jessie Tuggle Strength & Fitness Complex

The Jessie Tuggle Strength and Fitness Complex is an important part of the total athletic program at Valdosta State, but it is especially critical to the football program.

Named for former VSU all-America and current all-pro linebacker Jessie Tuggle, whose \$25,000 gift in 1992 endowed a football scholarship, the complex is a busy place year-round as various teams are put through a vigorous off-season program by strength and conditioning coach John Coneset.

The Blazer football off-season provides a great opportunity for players to make progress in many athletic areas. The primary goal is to develop foot speed and

quickness, along with focusing on explosive power, which is achieved through weight training four days a week.

Strength gains have been impressive across the board, and what the young Blazers have accomplished under Coneset's watchful eye in the weight room and on the practice field will stand them in good stead when they report for fall practice in August.

"What Coach Coneset has accomplished in the off-season will again have a very positive impact on our football


team this fall," head coach Hal Mumme said. "The off-season program is not only desirable, it is completely essential. We're fortunate to have a person of Coach Coneset's ability directing the weight training program."

"The off-season program is not only desirable, it is completely essential."

— Head Coach Hal Mumme



John Coneset and Athletic Director Herb Reinhard stand in front of life-size photo of former VSU All-American and current Atlanta Falcon linebacker Jessie Tuggle, for whom the strength and fitness complex is named.



BLAZER FOOTBALL

Blazer Boss Expects Legacy of 1994 Playoff Team to Help Young 1995 Edition

Before Valdosta State head coach Hal Mumme began assessing the prospects for his fourth Blazer edition, he couldn't resist a peek over the shoulder in fond remembrance of the most successful team in VSU's 13-year football history.

It was a team which reached the playoffs for the first time ever, winning a school record 11 games in record-breaking fashion before losing to the eventual national champion in double overtime in the quarterfinals.

"As a coach you always look at challenges, and that's what 1995 will be," Mumme began. "Anytime you lose 20 starters and 25 seniors, eight of which are currently in professional camps, you certainly have had excellent players who performed extremely well in the Gulf South Conference...players who deserve all the accolades which came their way."

Even though those players have physically departed the Blazer football program, Mumme still expects them to make a huge contribution to this and future VSU teams. "What they've left behind is a legacy for our young men who were predominantly sophomores last season," Mumme said. "I expect the accomplishments of last year's club to have a very positive impact on the upcoming team."

Following a spring which Mumme labeled "the most fun we've had as a staff since I've been here", the Blazers face the new season with a nucleus of players which could be described as experienced but unknown. Mumme explains it this way. "Division II has only 36 scholarships, and we have our program to the point where we can't sign a lot of players until we graduate a big class. This happened three years ago and again last year. When we have smaller recruiting classes (1992 and 1994), we try to redshirt most of those players to bump them back into a larger class."

Although this year's senior class will be small, Mumme is concerned more with a lack of depth than he is inexperience. "I look at 1995 as a year which we'll hopefully reload instead of rebuild. We have a lot of good players here although they are not the household names because most of them have

been in backup roles to all those seniors. They've been waiting for their opportunity.

"I'm very excited about our prospects even though we're facing the toughest schedule in the school's history. We play our first ever Division I-A opponent when we travel to Texas-El Paso. We play four Division II preseason Top 15 teams all on the road. To say we have a challenging schedule is a bit of an understatement."

Indeed, the schedule is loaded against the Blazers. Delta State is the only road team which is unranked or non-Division I. The preseason polls have two-time defending national champion North Alabama at No. 1 (VSU travels to Florence October 28), eight-time national champion North Dakota State at No. 4 (VSU flies to Fargo September 9), GSC foe Central Arkansas at No. 9 (VSU flies into Conway September 30) and arch rival West Georgia at No. 12 (VSU buses to Carrollton November 11).

"This team is going to go through some learning stages, but I was very pleased with what we saw in the spring," Mumme said. "It was not a major dropoff from what we put on the field the last two years. The dropoff that is there has to do with polishing. This group is not as polished as its two predecessors."

"We have an offensive group that has a lot of talent but not enough repetitions as a unit, and we've got a defensive group that is talented but has not played together like the previous group. So we've got to go through this polishing stage. It started in the spring and will continue when we start two-a-days in August. It will continue when we get into pads and have that first hit, and it will continue into the season when we make that first first down and throw that first touchdown pass."

Mumme makes no promises concerning



wins and losses. He does promise an exciting team which will be fun to watch. That's a promise he made when he took charge of the Blazer program four years ago, and one he has delivered on every year.

"I am looking forward to playing this challenging schedule with these young players," he said. "It will be interesting to see how much we can learn and how quickly we can learn it. Hopefully we'll mature fast enough to make a run at the conference championship and at least a spot in the playoffs."

"Last spring we had a lot of fun blending the newcomers with the returnees on both sides of the ball. We don't know how well we can do. We're going to polish them as fast as we can, and all we'll promise is it will be fun and it will be exciting."

DEFENSE

As always when breaking down his club by position, Mumme chose to start with the defense because he believes to win a championship a team must excel on the defensive side of the ball.

Coordinator Mike Majors and his defensive staff spent the spring rebuilding a unit which lost 10 starters, but they had a solid nucleus of returnees with which to work. At spring's end, the staff was pleased with the progress of the unit.

At the ends will be Tommy Johnson and Dennis Hampton backed up by Henry Thompson, Jeff Greer and possibly Matt Fiorelli (if eligible). Johnson, who had 30 tackles and eight sacks as a part-time player last year, has as much talent as any defensive lineman to ever play at VSU. Hampton, a cousin to all-time Blazer sack leader Andre Hampton, was redshirted last year after recording 14 tackles and three sacks as a freshman in 1993. He turned in a most productive spring and should be a great compliment to Johnson.

“As a coach you always look at challenges, and that's what 1995 will be.”

— Head Coach Hal Mumme

The nose tackle job was won in the spring by James Hubbard, a senior who had been a backup offensive lineman throughout his career. He showed tremendous quickness for his size (6-1, 300) and flourished in his new role last spring. Filimoni Angilau and Kelcey Johnson, a couple of junior college transfers, will provide relief.

Depth is a concern at linebacker, where Ryan Branch, the lone returning starter from 1994's stingy unit, will play in the middle. The rising junior was second in tackles a year ago with 94, including nine for losses. Tavaris Smith will spot Branch in addition to his duties as the leader of the Blazer special teams.

James Lockhart, who has played a lot of football in two seasons at VSU, will become a full-time starter on the strong side, and if he can make his grades, Cornelius Seymour will likely get the nod at weakside backer. Transfers and newcomers need to step forward and provide depth at the outside spots.

The secondary, despite losing all its starters, nonetheless returns a lot of experience and more speed. The corners will be manned by returnees Jarmal Stevens and Mike Gibson along with JC transfer Chris Jackson and freshman signees Johnny Jones and Averil Houston. Jason Jelks, who spent two seasons on the corner, made a successful transition to free safety in the spring, joining Terry Smith. Albert Fanoga, brother of VSU's defensive line coach, joins the mix this fall and will compete for the strong safety job with Donnie

Johnston, a freshman transfer from VMI.

"The talent pool in the secondary is outstanding," Mumme said. "It's a matter of finding the right combination and polishing it up."

OFFENSE

Turning his attention to the offense, Mumme had high praise for offensive coordinator and line coach Mike Leach, who he labeled an unsung hero last year for the work he did rebuilding an offensive line which returned one starter. Leach faces a similar challenge this season as only left tackle Drew McPhail returns to the starting rotation. But Leach does have some quality backups from a year ago who will move into starting jobs.

Tauese Letuli, who played behind McPhail, moved along side him in the spring and played well at left guard. Steve Foote, a backup guard last year, took over at center where he had an excellent spring, and transfer Felise Muai came in and took charge at right guard. Competition was fierce at right tackle where freshman Kris Gingrow emerged as the starter, backed up closely by JC transfer Mike Laussen. Leach will look for depth from the class of signees which included six offensive linemen.

The receiving corps was riddled by graduation, but if there is an area where the Blazers truly reloaded, this is it. Great hands abound from tight end to split end, so catching the football will not be a problem. Angelo Williams, who caught 25 passes last season, has patiently waited his turn and will take over at split end. On the flank will be JC transfer Rodney Brown, a speed burner who was brilliant in the spring. Backups to the wideouts will be Mike Davis, Gary Goff and Desmond Phillips, all bringing a variety of talent to the table.

The tight end/slotback position (depending on the down and distance situation) will be handled by the combination of Corey Weed, Ric Towers and Tirrell Andrews.

Sean Pender, who caught 47 passes in two seasons before taking a redshirt year in 1994, returns to the halfback spot where he is outstanding. David Glisson, another redshirt a year ago, enjoyed a very good spring at fullback where he combines speed and power.

The recruiting class is laden with prospective relief at both the backfield positions.

This brings us to the \$64 question. Who will attempt to fill the record-breaking shoes of Harlon Hill Trophy winner Chris Hatcher, who started the last 41 games played by Valdosta State? The answer is junior Lance Funderburk, who Mumme calls the perfect candidate to follow the exploits of Hatcher. The head coach says it best.

"Lance is humble and low key. Physically he is the prototype of what you want in a quarterback...6-5, 218, tremendous arm with a great release, mobile. He's a leader on and off the field, very active in the Fellowship of Christian Athletes chapter. He took his redshirt year in '94 and further learned our system. I'm really looking forward to Lance's turn at the helm."

Funderburk has quality relief in senior Jamie Deloach, who receives high praise from Mumme for the job he does. "It's tough being a backup quarterback," Mumme said. "Jamie is a quality person and a team player."

Additional backup will be supplied by Mumme's son Matt, a sophomore who made the most of his chances during the spring. "He's still growing, getting stronger. We'll get him a redshirt year either this year or next."

Special teams should be a strength despite the loss of all-time leading punter David Ashby. Wayne DeVane has waited through a redshirt year and a junior varsity season and will take over the all-important punting chores. A couple of deep snappers, Ryan McCormick and Tony Wise, were recruited, and Deloach proved to be invaluable last season as the holder.

Vernon Loree, who has 148 placekicking points in two seasons, returns, and Mumme expects him to be among the best in the conference.

Kickoff and punt return candidates will be auditioned in the fall.

The balloon goes up September 2 when Gardner-Webb, a respected member of the South Atlantic Conference, becomes the first of five teams to visit Cleveland Field. Mumme can't wait for the fun to begin.



REMEMBERING 1994

VSU Ring Dinner



REMEMBERING 1994

VSU Awards Ceremony



QUARTERBACK
6-5, 218, JUNIOR

Lance Funderburk, 12

Lance Funderburk knows he's following a legend. He has been Chris Hatcher's understudy for three seasons, watching and learning as Hatcher rewrote school, conference and national record books on the way to winning the ultimate prize...the Harlon Hill Trophy. Funderburk was Hatcher's biggest fan. He appreciates all those accomplishments, and now he's ready to make his own mark on Valdosta State football.


The Blackshear-Pierce County product won the job as this year's starter two springs ago following his sophomore season. He redshirted last season and returned last spring to take charge of the Blazer offense. He performed well above expectations, ending spring drills by throwing seven touchdown passes in the spring game. He left a very strong impression on his head coach.

"We're very fortunate to have such a talented player to follow Hatcher," Mumme said. "I think he's the perfect

candidate because he is humble and low key. But he is a leader on and off the field. At 6-5, 218, he is physically perfect, and he is blessed with a tremendous arm. I'm really looking forward to Lance's turn."

Funderburk is an outstanding student, compiling a 3.5 grade point average in biology (he plans to enter med school after he completes his eligibility) and is also a charter member of the athletic department's Fellowship of Christian Athletes chapter. This spring he held his own against VSU's No. 1 defense, further impressing Mumme with his poise under fire.

"Even though he has limited actual game experience, Lance has seen a lot of things that can happen to a quarterback in our offense, and he's handled all of them very well. He will do an outstanding job for this team."



PERSONAL FILE

HIGH SCHOOL

Pierce County

COACH

Bob Box

HOMETOWN

Blackshear, GA

PARENTS

Mr. & Mrs. Stephen Funderburk

BIRTHDAY

August 18, 1974

MAJOR

Biology



**DEFENSIVE END
6-2, 230, JUNIOR**

Tommy Johnson, 41

Tommy Johnson, who played both outside and inside last season as a part-time starter, is one of the major pieces in the defensive puzzle for 1995. Blessed with explosive quickness and great instinct, Johnson is a very talented player with big play capability.

Coach Mumme is convinced Johnson will be an impact player despite being hampered by a knee injury suffered in the spring. "We don't know how fast Tommy can come back or how long he'll be able to go, but I do know he is a very talented player, as talented as any lineman we've had here."

That's high praise indeed considering Mumme coached Antonio Edwards, who earned conference defensive player of the year honors his senior senior before being drafted by the Seattle Seahawks where he currently starts.

Johnson, playing part-time in 1994, still managed 30 tackles, had eight quarterback sacks for 57 yards and added four tackles behind the line for losses totalling 10 yards. He also recovered a fumble and had a dozen quarterback pressures.

Johnson shook off a hand injury and played through several other bothersome injuries last season, and he fully expects to be able to overcome the bad knee and be a major contributor to the '95 defense.



PERSONAL FILE

HIGH SCHOOL

Jefferson County

COACH

Don Johnson

HOMETOWN

Monticello, FL

PARENT

Grace Johnson

BIRTHDAY

July 28, 1972

MAJOR

Criminal Justice

**LINEBACKER
6-0, 210, JUNIOR**

Ryan Branch, 45


Ryan Branch is the lone returning starter from a defense which was ranked in the Top 10 nationally in scoring, passing and total defense in 1994. The junior from nearby Tifton-Tift County anchored the middle last season and is expected to do the same for the 1995 Blazers. He also will be counted on to assume a much larger leadership role on a defense which is reloading with a mix of returnees, transfers and incoming freshmen.

Defensive coordinator Mike Majors is well aware of how important Branch is to his defense's success this season. "Ryan has great instinct, which is critically important for a middle linebacker. In our scheme, the middle backer must be in the middle of the action, and Ryan is always around the football. And this year, it is equally critical that Ryan provide both on and off the field leadership."



Branch, who had an outstanding prep career at Tift County where he was a first team all-region selection, put up solid numbers last season, ranking second in tackles with 94, 52 unassisted. He was also second on the team in tackles for losses with nine. He forced one fumble, recovered a pair, broke up four passes and intercepted one.

"I learned a lot last year playing with all those veterans on defense," Branch said. "This year it will be a different cast, but we showed signs in the spring that we can be a very effective unit. I'm really looking forward to the challenges ahead."

**PERSONAL FILE****HIGH SCHOOL**

Tift County

COACH

Gene Brodie

HOMETOWN

Chula, GA

PARENT

Mr. & Mrs. Robert Branch

BIRTHDAY

March 8, 1975

MAJOR

History

**SPLIT END
5-7, 180, JUNIOR**

Angelo Williams, 19


Angelo Williams has patiently waited his turn to become a primary receiver in Valdosta State's high-powered passing game, and now his time has come. In 1992 and 1994 (he missed 1993 with a broken ankle), he combined for 55 catches for 319 yards and five touchdowns while playing a backup role. As the starting split end in 1995, he expects to more than double those figures.

"I know in this offense I'll have a lot of balls thrown in my direction," Williams said. "I'm really looking forward to being a big part of our offense."

Williams brings several solid credentials to the table. He has good speed and excellent hands, but his biggest asset is his attention to detail on his routes. His experience has enabled him to find the soft spots in the defense and take what the defense allows.

Williams and the rest of the receiving corps worked overtime last spring with quarterback Lance Funderburk to become more comfortable with each other. "We must have run a thousand reps, and by the end of spring practice everything had become second nature. Most of the receivers have been running this offense for at least a couple of years."

An all-state performer at Early County High School, Williams is also a valuable punt and kickoff return specialist. He averaged 18.5 yards on five kickoff returns last season.



PERSONAL FILE

HIGH SCHOOL

Early County

COACH

Ed Pilcher

HOMETOWN

Blakely, GA

PARENT

Angela Williams

BIRTHDAY

February 13, 1973

MAJOR

Communications




FREE SAFETY
6-1, 170, JUNIOR

Jason Jelks, 15

Jason Jelks made a successful transition to free safety during spring drills after playing on the corner most of the time his first two seasons. The safety spot is a more natural position and one he played during an outstanding prep career at Valdosta High School.

Jelks was a starter on occasion in each of his underclass years and has a total of 36 tackles and 10 breakups to his credit. A highlight of 1994 was his 27-yard return of an interception against Central Florida which helped spark the Blazers to an impressive 31-14 victory in the Florida Citrus Bowl.

New secondary coach Stan Wrubluski was impressed not only with Jelks's play but with his leadership characteristics as well. "Jason is a very confident young man who takes charge back there," Wrubluski said. "You've got to feel pretty good about yourself to play in the secondary, and I like the things I saw in Jason this spring."



PERSONAL FILE

HIGH SCHOOL

Valdosta

COACH

Nick Hyder

HOMETOWN

Valdosta, GA

PARENT


Cynthia Jones, Jeffery Jelks

BIRTHDAY

May 30, 1974

MAJOR

Undecided



LINEBACKER
6-1, 212, JUNIOR


James Lockhart, 4

James Lockhart has played a lot of football at Valdosta State in two seasons even though he has not started. That will change this fall when the Lyndon B. Johnson High (Austin, TX) product lines up at strongside linebacker.

Lockhart's VSU career started memorably when he scooped up a fumble and returned it for a touchdown in his first game, and he has continued to be involved in big plays. One of the biggest came against West Georgia last season when he forced a fumble inside the Blazer 10 which VSU recovered. The Blazers trailed at the time, but after the takeaway VSU drove 93 yards to score and take the lead for good.

Lockhart has 22 tackles, a couple of fumble recoveries and an interception to his credit so far in his career. Those numbers will climb quickly this fall.

Lockhart has good speed, and defensive coordinator Mike Majors fully expects him to become an all-conference type player. "James was one of our first recruits following the 1992 season, and he has performed very well as an underclassman," Majors said. "He really had a good spring, and I expect him to blossom into a very good linebacker this year."



PERSONAL FILE

HIGH SCHOOL

Lyndon B. Johnson

COACH

Jim Davis

HOMETOWN

Austin, TX

PARENT

Alice Lockhart

BIRTHDAY

September 3, 1974

MAJOR

Criminal Justice



HALFBACK
5-8, 162, JUNIOR

Sean Pender, 25

Reliability and versatility are the descriptive adjectives which come to mind when talking about Sean Pender, who will tee it up for his third VSU season following a redshirt year in 1994. The Jacksonville-Robert E. Lee product is another reason the Blazer receiving corps this season should continue putting up record numbers.


Pender has played both split end and halfback with equal productivity during his career, but the coaching staff likes him best coming out of the backfield where he is especially effective. He caught 15 passes for 138 yards and two touchdowns his freshman season and followed that with a 32-catch sophomore year good for 169 yards and two more scores.

"I missed not playing with all those great receivers last season, but I picked up a nagging injury in fall camp and it

made sense to take my redshirt year," Pender said. "Last spring was important getting the repetitions with Lance and getting comfortable in the offense again."

Pender said he doesn't care which receiver position he plays because he knows in the Mumme offense he's going to get the ball in his hands a lot. "That's the beauty of this offense. Everybody is involved."

While the halfback doesn't get that many rushes in the VSU offense, Pender is a reliable runner who did get four carries for 22 yards his sophomore season. "I don't think I'll become VSU's second 1000-yard back," Pender joked, "but it's fun to get a carry every now and then."

**PERSONAL FILE****HIGH SCHOOL**

Robert E. Lee

COACH

Chuck Wainer

HOMETOWN

Jacksonville, FL

PARENT

Mr. & Mrs. Ken Pender

BIRTHDAY

May 28, 1974

MAJOR

Business Administration



CENTER
6-3, 287, SENIOR

Steve Foote, 66

A big key to the Blazers' 1995 offensive success will be the play of Steve Foote at center. He moved into the starting job in the spring after playing a backup role at guard in 1994. Foote transferred to VSU in the spring of 1994 after being out of football for a season. He was an all-conference lineman at Ricks Junior College in Idaho for two seasons.

"We think center is Steve's best position, and he really played well there in the spring," Mumme said. "He's a very smart player, and I think he has the tools to be an all-conference candidate on the offensive line."

As one of only seven seniors on the 1995 roster, Foote will be counted on to provide leadership as well as protection.

"Steve learned a lot during the spring," offensive coordinator Mike Leach said. "His size will be an advantage at center, and it will be important for him to be the leader of this group of linemen, especially early in the year."

Foote will be surrounded by a solid group of players, but, like him, all but one of the front five will be starting for the first time. "We had a pretty good



PERSONAL FILE

HIGH SCHOOL
Hattiesburg

COACH
Willie Coats

HOMETOWN
Hattiesburg, MS

PARENTS
Mr. & Mrs. Charles Foote

BIRTHDAY
July 1, 1972

MAJOR
Management

spring, considering the short time we had," Foote said. "It's critical that we come back in shape so we can get to work right away in the fall."

NOSE TACKLE
6-1, 310, SENIOR

James Hubbard, 76

James Hubbard may be the most patient player on the Blazer roster. He was a backup offensive lineman for three seasons (plus a redshirt year), and just when it looked like he would get his turn to start up front the decision was made in the spring to switch him to the other side of the line of scrimmage.

Big Hub accepted the challenge, going up against some very strong competition battling for the nose tackle job, and when the spring dust had settled he was firmly entrenched as the starter in the middle of the defense.

"We were really impressed with Hub's quickness during the spring," Mumme

said. "He could be a very good offensive lineman too, but we felt he could help us more on the defensive side. I think he likes it pretty good."

Hubbard said he was initially reluctant to make the move but now feels like he's found a home with the defense. "There's a big difference. I played some defense in high school, but that is a long time ago. It took some getting used to, but toward the end of spring practice I began to feel comfortable. We've got some good players on defense. We've just got to get used to each other."



PERSONAL FILE

HIGH SCHOOL
Albany

COACH
Danny Williams

HOMETOWN
Albany, GA

PARENT
James Hubbard

BIRTHDAY
March 18, 1973

MAJOR
Criminal Justice

"At 6-1, 300-plus with quickness, Hubbard gives us a great weapon inside. I think he can be an impact player for us up front," Mumme said.

OFFENSIVE TACKLE
6-3, 266, JUNIOR

Drew McPhail, 51

One of only two returning starters, and the only one on offense who will be looked to for leadership...Was part of a starting offensive line that allowed only 13 sacks in 508 passing attempts and played a major role in VSU's offensive potency in 1994...Started all 13 games in 1994...



High School: Played for Steve Arnett at Gainesville High in Gainesville, Fla.
Personal: Son of Dan McPhail and Shirley Sirmans; majoring in criminal justice; born 2-10-73

CORNERBACK
5-11, 185, SOPHOMORE

Jarmal Stevens, 35

Will see increased playing time in a secondary devoid of experience following the departure of all four starters and two backups...Played in 5 games in the 1994 season and recorded five tackles, and also recovered a fumble...Had a solid spring, and with continued improvement could challenge for a starting nod by the middle of the season...Great coverage speed and excellent hands which makes him a natural at the corner...




High School: Played for Tommy Macon at Savannah High School in Savannah.
Personal: Son of Lorenzo Stevens and Faye Greene; undecided about a major; born 8-2-76

FLANKER
5-7, 150, JUNIOR

Rod Brown, 1

A speedburner with 4.49 speed who will need to contribute immediately at wide receiver in the absence of all-conference flanker Robert Williams...Speed should also be an asset on special teams where Brown could see time returning kickoffs and punts...Caught 37 passes for 743 yards and two touchdowns with a long of 74 yards for Cisco Junior College...Size and speed are reminiscent of former VSU star Calvin Walker.



High School: Played high school football at West Orange High School in Orlando. Personal: Son of Rodney and Carol Tillman; majoring in business; born 10-28-74

KICKER
5-6, 185, SENIOR

Vernon Loree, 31

Set a conference record by converting 67-71 extra points, also connected on 6-8 field goals... Needs only 55 points to break the school record for career points (202) by a kicker held by Keith Moore...Made 50 consecutive PATs during the 1994 campaign...Is 12-16 in field goal attempts over his career and 112-120 in extra points.



High School: Played for Ron Beaucham at Bradwell Institute in Hinesville
Personal: Son of Vernon and Elva Loree; majoring in business management; born 6-28-72

OFFENSIVE GUARD
6-5, 330, JUNIOR

Felise Muai, 74

Top offensive line recruit signed to help solidify an area hard hit by graduation...Started at undefeated Ricks Junior College in Idaho which employs a passing game similar to Valdosta State's...Blazers benefited from Muai's having no Division I eligibility left...Potentially the biggest offensive lineman ever to play for VSU...Expected to start at right guard.




High School: Played high school football in Anchorage, AK.

Personal: Son of Montiana Muai; majoring in general studies; born 4-4-69

OFFENSIVE TACKLE
6-3, 240, FRESHMAN

Kris Gingrow, 67

Highly touted offensive lineman who will be critical to the success of the Blazer pass-happy offensive scheme...Should greatly strengthen the offensive line which returns only one starter from the 1994 campaign...Initially expected to back up the center position, but is also skilled at both guard and tackle...Will need to adjust to the rigors of pass blocking after playing under Nick Hyder's run-oriented system at Valdosta High School...



High School: Played for Nick Hyder at Valdosta High School in Valdosta

Personal: Son of Thomas and Dr. Karen Gingrow; undecided on a major field of study; born 9-6-76

FULLBACK
5-10, 190, SOPHOMORE

David Glisson, 20

Expected to ease the loss of Dominique Ross at fullback... Missed all of 1994 with an ankle injury, but seems to be in top form entering the 1995 campaign... Gained 70 yards in only 5 carries as a freshman in 1993... Possesses great straight-ahead speed, and is also a talented receiver...




High School: Played for Jim Ward at Savannah-Calvary in Savannah

Personal: Son of Buddy and Vickie Claborn; undecided on a major field of study; born 7-23-74

LINEBACKER
6-0, 201, SOPHOMORE

Tavaris Smith, 43

Will play a big role in 1995 after seeing limited action last season. Recorded 8 tackles, four of them unassisted, in 5 games during the 1994 season...Weighing in at over 200 pounds, he possesses the size necessary to play strong-side linebacker, but will likely see time in the middle and on the weak side as well... Also will play a major role on special teams...Excellent closing speed.



High School: Played for Edgar Hatcher at Southwest Macon High School

Personal: Son of Thomas and Donise Smith; majoring in mathematics; born 7-30-76

VSU BLAZERS

VSU BLAZERS



DENNIS HAMPTON, 55
Defensive End, SOPH
Valdosta, GA



GARY GOFF, 81
Flanker, SOPH
Woodstock, GA



JAMIE DELOACH, 11
Quarterback, SR
Valdosta, GA



MIKE DAVIS, 29
Flanker, SR
Copperas Cove, TX

Also
in the
Picture



TIRRELL ANDREWS, 8
Split End, SOPH
Thomasville, GA



WAYNE DEVANE, 13
Punter, SOPH
Valdosta, GA



JEREMY LUNDY, 70
Offensive Guard, JR
Perry, FL



JEFF GREER, 97
Defensive End, SOPH
Athens, GA



DESMOND BAKER, 92
Nose Guard, JR
Atlanta, GA



COREY WEED, 14
Slotback, SOPH
Slocomb, AL



CORNELIUS SEYMOUR, 9
Linebacker, JR
Pelham, GA

ATHLETICS & ACADEMICS

Athletes On the Field...

Quarterback Mark White and junior Allison Walsh with Louis Reames Field, the Blazers' football practice facility as well as the physical education complex in the background.



Mae Moody, Donnie Johnston, Whitney English and Archie Lewis, left to right, at the university's 50-meter pool, located outside the University Union and a popular spot for students in the fall, spring and summer. Miss Moody is a senior marketing major from Dawson, and Miss English is a sophomore accounting major from Bainbridge. Johnston and Lewis are defensive backs.



ATHLETICS & ACADEMICS

Students Off the Field...

Sophomores Ann Drumheller, Kristy Tillman and Matt Mumme stand in the quadrangle in front of Langdale Hall, a five-story residence hall for women located in the middle of main campus. Miss Drumheller is a speech and language pathology major, and Miss Tillman is majoring in general studies. Mumme is a quarterback and the son of head coach Hal Mumme. All are from Valdosta.



Mashanda Campbell, a senior biology major from Warner Robins, and Lardell Brinson, a sophomore wide receiver in front of VSU's Odum Library. Brinson plans to take his redshirt year in 1995.



Brooke Shelfer, left, a junior elementary education major from Tallahassee, Fla., and a member of the Valdosta State cheerleading squad, and Allison Walsh, a junior sports medicine major from Burlington, Iowa, in front of the fountain in the center of main campus with West Hall in the background. Miss Walsh is the sister of three-year letterman Charlie Walsh, who will be in charge of Blazer video this season.

ATHLETICS & ACADEMICS

...Well-Rounded Futures



Kimberly Homer, a senior criminal justice major from Thomasville, stands with offensive lineman Tony Wise and quarterback Mark White in front of the College of Education.



Linebacker Tim Norling with freshman Karen Mumme of Valdosta at University Center, a former shopping plaza recently renovated to house the new University Union as well as several academic departments. Miss Mumme is the daughter of head coach Hal Mumme.



Ed McNeal, Avis Wilson and Kelcey Johnson (left to right) stand in front of on-campus apartments located in the center of main campus. McNeal is the radio host of the weekly Hal Mumme Show, Miss Wilson is a senior criminal justice major from Valdosta, and Johnson is a junior defensive tackle from Ft. Valley.

1995 Alphabetical Roster

Name	No.	Pos.	Ht.	Wt.	Class	Hometown
Tirrell Andrews	8	FL	5-10	177	Sophomore	Thomasville, GA
Filimoni Angilau	98	NG	6-0	250	Junior	Salt Lake City, UT
Desmond Baker	92	DT	6-4	270	Junior	Atlanta, GA
Ryan Branch	45	LB	6-0	210	Junior	Tifton, GA
Carlos Brown	38	FB	5-10	185	Freshman	Valdosta, GA
Rodney Brown	1	FL	5-7	150	Junior	Orlando, FL
Dean Chandler	85	DT	6-3	215	Freshman	St. Marys, GA
Vaughn Clark	28	HB	5-9	165	Freshman	Valdosta, GA
Julanda Clayton	3	HB	5-11	175	Freshman	Waycross, GA
Marc Daley	5	SE	6-2	175	Freshman	Orlando, FL
Mike Davis*	29	FL	6-0	175	Senior	Copperas Cove, TX
Jamie Deloach*	11	QB	6-3	177	Senior	Valdosta, GA
Wayne DeVane	13	P	6-1	173	Sophomore	Valdosta, GA
Todd Douthit	37	K	5-11	165	Freshman	Valdosta, GA
Albert Fanoga	7	SS	6-11	190	Junior	Huntington Beach, CA
Matt Fiorelli*	80	DT	6-3	225	Senior	Sarasota, FL
Steve Foote*	66	OG	6-3	287	Senior	Hattiesburg, MS
Ervin Frazier	94	DE	6-4	210	Junior	Midway, GA
Jeremiah Fuller	48	LB	6-0	190	Freshman	Thomasville, GA
Lance Funderburk*	12	QB	6-5	218	Junior	Blackshear, GA
Mike Gibson*	30	CB	5-10	175	Junior	Bainbridge, GA
Jack Gillis	17	QB	6-0	160	Freshman	Blackshear, GA
Kris Gingrow	67	OT	6-3	240	Freshman	Valdosta, GA
David Glisson*	20	FB	5-9	185	Sophomore	Savannah, GA
Gary Goff	81	SE	5-9	160	Sophomore	Woodstock, GA
Jeff Greer	97	DE	6-2	210	Sophomore	Athens, GA
Todd Hall	82	TE	6-2	225	Freshman	Moultrie, GA
Dennis Hampton*	55	DE	6-2	220	Sophomore	Valdosta, GA
Carlos Hope	23	FB	6-2	190	Freshman	Macclenny, FL
Averil Houston	27	CB	5-9	170	Freshman	Austin, TX
James Hubbard	76	NG	6-1	310	Senior	Albany, GA
Chris Jackson	2	CB	5-8	165	Junior	Austin, TX
Jason Jelks	15	FS	6-1	170	Junior	Valdosta, GA
Brandon Jernigan	60	OL	6-2	285	Freshman	Patterson, GA
Kelcey Johnson	91	DT	6-1	255	Junior	Ft. Valley, GA
Tommy Johnson	41	DE	6-2	230	Junior	Monticello, FL
Donnie Johnston	39	FS	5-11	185	Sophomore	Atlanta, GA
Johnny Jones	6	CB	5-9	170	Freshman	Valdosta, GA
Mike Laussen	75	OT	6-3	260	Junior	Loe, Hawaii
Tauese Letuli*	65	OG	6-5	325	Senior	Pago Pago, Samoa
James Lockhart*	4	LB	6-1	212	Junior	Austin, TX
Vernon Loree*	31	K	5-6	185	Senior	Fort Benning, GA
Jeremy Lundy*	70	OG	6-0	260	Junior	Perry, FL
Mike Mariano	87	TE	6-6	225	Sophomore	St. Petersburg, FL
Ryan McCormick	84	TE	6-3	200	Freshman	Mt. Pleasant, IA
Pat McGinnis	77	OL	6-3	285	Senior	Miami, FL
Drew McPhail*	51	OT	6-4	279	Junior	Gainesville, FL
Vontrell Mitchell	24	HB	5-10	175	Freshman	Gainesville, FL
Harvey Moore	61	OL	6-2	225	Freshman	Valdosta, GA
Felise Muai	74	OG	6-5	330	Junior	Anchorage, AK
Matt Mumme*	16	QB	6-2	160	Sophomore	Valdosta, GA
Tim Norling	44	DE	6-0	180	Senior	Port St. Lucie, FL
Alberto Nurse	22	CB	6-0	190	Freshman	Corpus Christi, TX
Sean Pender*	25	SE	5-8	162	Junior	Jacksonville, FL
Brian Perren	62	OL	6-4	270	Freshman	Snellville, GA
Desmond Phillips	21	FL	5-9	170	Junior	Macon, GA
Brian Quick	42	LB	5-10	195	Sophomore	St. Augustine, FL
Julian Roberts	49	LB	6-2	190	Freshman	Folkston, GA
Cornelius Seymour*	9	LB	6-0	195	Junior	Pelham, GA
Zack Slappey	63	OL	6-3	220	Freshman	Americus, GA
Tavaris Smith*	43	LB	6-0	201	Sophomore	Macon, GA
Terry Smith*	26	CB	5-10	186	Junior	Adel, GA
Jarmal Stevens*	35	CB	5-11	185	Sophomore	Savannah, GA
Henry Thompson	90	DE	6-0	210	Sophomore	Albany, GA
Ric Towers	89	TE	6-7	250	Sophomore	Jacksonville, FL
Adam Turner	71	OL	6-4	280	Junior	Hawkinsville, GA
Artie Ulmer	93	NG	6-2	265	Sophomore	Rincon, GA
Corey Weed	14	TE	6-2	205	Sophomore	Slocomb, AL
Mark White	10	QB	6-1	180	Sophomore	Hollister, FL
Angelo Williams*	19	SE	5-8	170	Junior	Blakely, GA
Tony Wise	64	OL	6-2	270	Sophomore	Frostproof, FL
Michael Yates*	73	OL	6-9	300	Junior	Tennille, GA

Blazers by Position

Offense

Quarterbacks

Lance Funderburk, Jamie Deloach, Matt Mumme,
Mark White, Jack Gillis

Halfbacks

Sean Pender, Julanda Clayton, Vontrell Mitchell,
Vaughn Clark

Fullbacks

David Glisson, Carlos Hope, Carlos Brown

Split Ends

Angelo Williams, Tirrell Andrews, Marc Daley

Flankers

Rodney Brown, Mike Davis, Gary Goff, Desmond
Phillips

Tight Ends

Corey Weed, Ric Towers, Ryan McCormick, Todd Hall,
Mike Mariano

Tackles

Drew McPhail, Kris Gingrow, Michael Yates, Mike
Laussen, Brandon Jernigan, Brian Perren

Guards

Tause Letuli, Felise Muai, Jeremy Lundy, Tony Wise,
Harvey Moore, Zack Slappey

Centers

Steve Foote, Pat McGinnis, Adam Turner

Kickers

Vernon Loree, Todd Douthit

Defense

Ends

Tommy Johnson, Dennis Hampton, Henry Thompson,
Matt Fiorelli, Jeff Greer, Ervin Frazier

Tackles

Artie Ulmer, Kelcey Johnson, Dean Chandler

Nose Guards

James Hubbard, Desmond Baker, Filimoni Angilau

Sam Linebackers

James Lockhart, Tavaris Smith, Julian Roberts

Mike Linebackers

Ryan Branch, Jeremiah Fuller

Will Linebackers

Cornelius Seymour, Brian Quick, Tim Norling

Cornerbacks

Jarmal Stevens, Jason Jelks, Mike Gibson, Chris
Jackson, Averil Houston, Johnny Jones, Alberto
Nurse

Free Safeties

Jason Jelks, Donnie Johnston

Strong Safeties

Terry Smith, Albert Fanoga

Punter

Wayne DeVane

1995 Numerical Roster

No.	Name	Pos.	Ht.	Wt.	Class	Hometown
1	Rodney Brown	FL	5-7	150	Junior	Orlando, FL
2	Chris Jackson	CB	5-8	165	Junior	Austin, TX
3	Julanda Clayton	HB	5-11	175	Freshman	Waycross, GA
4	James Lockhart	LB	6-1	212	Junior	Austin, TX
5	Marc Daley	SE	6-2	175	Freshman	Orlando, FL
6	Johnny Jones	CB	5-9	170	Freshman	Valdosta, GA
7	Albert Fanoga	SS	5-11	190	Junior	Huntington Beach, CA
8	Tirrell Andrews	SE	5-10	177	Sophomore	Thomasville, GA
9	Cornelius Seymour	LB	6-0	195	Junior	Pelham, GA
10	Mark White	QB	6-1	180	Sophomore	Hollister, FL
11	Jamie Deloach	QB	6-3	183	Senior	Valdosta, GA
12	Lance Funderburk	QB	6-5	218	Junior	Blackshear, GA
13	Wayne DeVane	P	6-1	173	Sophomore	Valdosta, GA
14	Corey Weed	TE	6-2	205	Sophomore	Slocumb, AL
15	Jason Jelks	FS	6-1	170	Junior	Valdosta, GA
16	Matt Mumme	QB	6-2	160	Sophomore	Valdosta, GA
17	Jack Gillis	QB	6-0	160	Freshman	Blackshear, GA
19	Angelo Williams	SE	5-7	180	Junior	Blakely, GA
20	David Glisson	FB	5-10	190	Sophomore	Savannah, GA
21	Desmond Phillips	FL	5-9	170	Junior	Macon, GA
22	Alberto Nurse	CB	6-0	190	Freshman	Corpus Christi, TX
23	Carlos Hope	FB	6-2	190	Freshman	Macclenny, FL
24	Vontrell Mitchell	HB	5-10	175	Freshman	Gainesville, FL
25	Sean Pender	HB	5-8	162	Junior	Jacksonville, FL
26	Terry Smith	SS	5-10	186	Junior	Adel, GA
27	Averil Houston	CB	5-9	170	Freshman	Austin, TX
28	Vaughn Clark	HB	5-9	165	Freshman	Valdosta, GA
29	Mike Davis	FL	6-0	175	Senior	Copperas Cove, TX
30	Mike Gibson	CB	5-10	175	Junior	Bainbridge, GA
31	Vernon Loree	K	5-6	185	Senior	Fort Benning, GA
35	Jarmal Stevens	CB	5-11	185	Sophomore	Savannah, GA
37	Todd Douthit	K	5-11	165	Freshman	Valdosta, GA
38	Carlos Brown	FB	5-10	185	Freshman	Valdosta, GA
39	Donnie Johnston	FS	5-11	185	Sophomore	Atlanta, GA
41	Tommy Johnson	DE	6-2	230	Junior	Monticello, FL
42	Brian Quick	LB	5-10	195	Sophomore	St. Augustine, FL
43	Tavaris Smith	LB	6-0	201	Freshman	Macon, GA
44	Tim Norling	LB	6-0	180	Senior	Port St. Lucie, FL
45	Ryan Branch	LB	6-0	210	Junior	Tifton, GA
48	Jeremiah Fuller	LB	6-0	190	Freshman	Thomasville, GA
49	Julian Roberts	LB	6-2	190	Freshman	Folkston, GA
51	Drew McPhail	OT	6-3	266	Junior	Gainesville, FL
55	Dennis Hampton	DE	6-2	220	Sophomore	Valdosta, GA
60	Brandon Jernigan	OL	6-2	285	Freshman	Patterson, GA
61	Harvey Moore	OL	6-2	225	Freshman	Valdosta, GA
62	Brian Perren	OL	6-4	270	Freshman	Snellville, GA
63	Zack Slappey	OL	6-3	220	Freshman	Americus, GA
64	Tony Wise	OG	6-2	270	Sophomore	Frostproof, FL
65	Tause Letuli	OG	6-5	325	Senior	Pago Pago, Samoa
66	Stephen Foote	C	6-3	287	Senior	Hattiesburg, MS
67	Kris Gingrow	OT	6-3	240	Freshman	Valdosta, GA
70	Jeremy Lundy	OG	6-0	260	Junior	Perry, FL
71	Adam Turner	OL	6-4	280	Junior	Hawkinsville, GA
73	Michael Yates	OT	6-9	300	Junior	Tennille, GA
74	Felise Muai	OG	6-5	330	Junior	Anchorage, AK
75	Mike Laussen	OT	6-3	260	Junior	Loe, Hawaii
76	James Hubbard	NG	6-1	310	Senior	Albany, GA
77	Pat McGinnis	OL	6-3	285	Senior	Miami, FL
80	Matt Fiorelli	DE	6-2	235	Senior	Sarasota, FL
81	Gary Goff	FL	5-9	160	Sophomore	Woodstock, GA
82	Todd Hall	TE	6-2	225	Freshman	Moultrie, GA
84	Ryan McCormick	TE	6-3	200	Freshman	Mt. Pleasant, IA
85	Dean Chandler	DT	6-3	215	Freshman	St. Marys, GA
87	Mike Mariano	TE	6-6	225	Sophomore	St. Petersburg, FL
89	Ric Towers	TE	6-7	250	Sophomore	Jacksonville, FL
90	Henry Thompson	DE	6-0	210	Sophomore	Albany, GA
91	Kelcey Johnson	DT	6-1	255	Junior	Fort Valley, GA
92	Desmond Baker	NG	6-4	270	Junior	Atlanta, GA
93	Artie Ulmer	DT	6-2	265	Sophomore	Rincon, GA
94	Ervin Frazier	DE	6-4	210	Junior	Midway, GA
97	Jeff Greer	DE	6-2	210	Sophomore	Athens, GA
98	Filimoni Angilau	NG	6-0	250	Junior	Salt Lake City, UT

VSU FOOTBALL**1995 Football Signees****Desmond Baker****Middle Georgia College, Cochran, GA
6-5, 260, Defensive Lineman**

Credited with 22 tackles, one sack, one tackle for a loss and one fumble caused for first Middle Georgia team since the 1950s. Played high school football at Towers in Atlanta.

Carlos Brown**Valdosta High School, Valdosta, GA
5-10, 185, Runningback**

Leading rusher for state AAAA runnerup with 1042 yards on 172 carries (6.1 per carry) and 13 rushing touchdowns. Caught 18 passes for 299 yards and three scores.

Rodney Brown**Cisco Junior College, Cisco, TX
5-7, 150, Wide Receiver**

Caught 37 passes for 743 yards and two touchdowns and a long of 74 yards. Runs a 4.49 forty. Played prep football at West Orange High School in Orlando.

Dean Chandler**Camden County High School, St. Marys, GA
6-3, 215, Defensive Lineman**

Starting defensive lineman on playoff team from Region 3-AAAA.

Vaughn Clark**Valdosta High School, Valdosta, GA
5-9, 165, Runningback**

Gained 654 yards on 111 carries (5.9 per carry) and four rushing touchdowns for state AAAA runnerup Valdosta High School. Also caught 22 passes for 284 yards and two more scores.

Julanda Clayton**Ware County High School, Waycross, GA
5-11, 175, Runningback**

Gained 276 yards on 53 carries (5.2 per carry) and scored two rushing touchdowns. Also caught 14 passes for 211 yards and four TDs.

Marc Daley**Colonial High School, Orlando, FL
6-2, 175, Wide Receiver**

Caught 45 passes for 767 yards and 9 touchdowns. Chose VSU over Division I Wake Forest and Division I-AA Murray State.

Todd Douthit**Valwood School, Valdosta, GA
5-11, 165, Placekicker**

Outstanding placekicker who also played both ways for small private school in Valdosta.

Jeremiah Fuller**Central of Thomasville High School,
Thomasville, GA
6-0, 190, Linebacker**

Had 109 tackles and one interception for AAA state championships. An all-region and all-state selection.

Todd Hall**Colquitt County High School, Moultrie, GA
6-2, 225, Tight End**

Caught 10 passes for 79 yards and was part of the best offensive line in the state, helping team win its first ever AAAA championship. An all-region selection.

Carlos Hope**Baker County High School, Macclenny, FL
6-2, 190, Runningback**

Gained 1085 yards on 148 carries (7.3 a carry) and scored 13 rushing touchdowns. Also caught 10 passes for 142 yards and three more scores. First team all-Gold Coast and honorable mention all state in class AAAA.

Averil Houston**Lyndon B. Johnson High School, Austin, TX
5-9, 170, Defensive Back**

Named defensive back of the year in the city of Austin and was most valuable player in his district. Runs a 10.6 100-meter and is a member of the defending state champion 1600-meter relay team.

Brandon Jernigan**Pierce County High School, Blackshear, GA
6-2, 285, Offensive Lineman**

Team captain and four-year letterman in football and baseball. Selected to play in North-South all-star game. Named team's best offensive and defensive lineman.

Johnny Jones**Valdosta High School, Valdosta, GA
5-9, 170, Defensive Back**

Two-year starter on outstanding defense for state AAAA runnerup Valdosta High School.

Ryan McCormick**Mt. Pleasant High School, Mt. Pleasant, IA
6-3, 215, Tight End**

Overcame farming accident last summer to catch 16 passes for 293 yards and three touchdowns. Also had 72 tackles and 8 quarterback sacks as a defensive end and was named first team all-district and second team all-state. His junior season he caught 34 passes for 534 yards and four TDs and was a first team all-state selection. Had 18 career quarterback sacks.

Vontrell Mitchell**Buchholz High School, Gainesville, FL
5-10, 175, Runningback**

Top runningback on Buchholz High School's playoff team.

BLAZER SIGNEES

Harvey Moore
Valdosta High School, Valdosta, GA
6-2, 225, Offensive Lineman

Two-year starter on offensive line for state AAAA runnerup Valdosta High School.

Felice Muai
Ricks College, Rexburg, ID
6-5, 315, Offensive Lineman

Started on offensive line for undefeated Ricks Junior College. Played high school football in Anchorage, Alaska.

Brian Perren
Brookwood High School, Snellville, GA
6-4, 270, Offensive Lineman

An all-Gwinnett County selection as a starting offensive lineman for Brookwood High School's AAAA playoff team. Selected for the North-South all-star game.

Desmond Phillips
Georgia Military College, Milledgeville, GA
5-9, 170, Wide Receiver

Had 11 catches for 223 yards (20.2 per catch) and one TD. Played prep football at Macon-Central.

Julian Roberts
Charlton County High School, Folkston, GA
6-2, 190, Linebacker

One of leading tacklers on playoff team from Class A.

Zack Slappey
Americus High School, Americus, GA
6-3, 220, Offensive Line

Most Valuable Player on Americus High School's offensive line. An all-area and all-Southwest Georgia selection.

Ric Towers
Paris Junior College, Paris, TX
6-7, 258, Tight End

Outstanding football and baseball player in high school who has played baseball only to this point in his college career.

Adam Turner
Middle Georgia College, Cochran, GA
6-4, 280, Offensive Lineman

Starting offensive left tackle for first Middle Georgia College team since the 1950s. An award winning prep lineman at Hawkinsville High School.

Name	Pos	Ht.	Wt.	High School/JUCO	Hometown
Desmond Baker	DL	6-5	260	Towers/Middle Georgia	Atlanta, GA
Carlos Brown	RB	5-10	185	Valdosta	Valdosta, GA
Rodney Brown	WR	5-7	150	Apopka/Cisco (TX) JC	Orlando, FL
Dean Chandler	DL	6-3	215	Camden County	St. Marys, GA
Vaughn Clark	RB	5-9	165	Valdosta	Valdosta, GA
Julanda Clayton	RB	5-11	175	Ware County	Waycross, GA
Marc Daley	WR	6-2	175	Colonial	Orlando, FL
Todd Douthit	K	5-11	165	Valwood	Valdosta, GA
Jeremiah Fuller	LB	6-0	190	Central of Thomasville	Thomasville, GA
Todd Hall	TE	6-2	225	Colquitt County	Hartsfield, GA
Carlos Hope	RB	6-2	190	Baker County	Macclenny, FL
Averil Houston	DB	5-9	170	Lyndon B. Johnson	Austin, TX
Brandon Jernigan	OL	6-2	285	Pierce County	Patterson, GA
Johnny Jones	DB	5-9	170	Valdosta	Valdosta, GA
Ryan McCormick	TE	6-3	200	Mt. Pleasant	Mt. Pleasant, IA
Vontrell Mitchell	RB	5-10	175	Bucholz	Gainesville, FL
Harvey Moore	OL	6-2	225	Valdosta	Valdosta, GA
Felice Muai	OL	6-5	315	Anchorage/Ricks (ID) JC	Anchorage, AK
Brian Perren	OL	6-4	270	Brookwood	Snellville, GA
Desmond Phillips	WR	5-9	170	Central Macon/Georgia Military	Macon, GA
Julian Roberts	LB	6-2	190	Charlton County	Folkston, GA
Zack Slappey	OL	6-3	220	Americus	Americus, GA
Ric Towers	TE	6-7	258	Paris	Paris, TX
Adam Turner	OL	6-4	280	Hawkinsville/Middle Georgia	Hawkinsville, GA

OPPONENTS

Gardner-Webb

September 2, 7:00 p.m. (EDT) • Cleveland Field, Valdosta, GA

WOODY FISH
Head Coach

Location: Boiling Springs, NC
Enrollment: 2300
President: Dr. Chris White
Athletic Director: Ozzie McFarland
Nickname: Bulldogs
Conference: South Atlantic
National Affiliation: NCAA II
Stadium: Spangler (5000)
Head Coach: Woody Fish
Alma Mater: Gardner-Webb
Record at G-W: 64-58-1 (11 years)
Phone: (704) 434-4344
Series Record: First meeting

Assistants: Scott Parker, Bill Unsworth,
Jim Steele, Todd Knight, Paul Friel

1994 Record: 5-6
Basic Offense: Run and Shoot
Basic Defense: Multiple 8
Sports Information Director: Mark Wilson
Office: (704) 434-4355; Fax: 434-5432
Press Box: (704) 434-4345
Top Returnees: TB Terry Guess, WR Lonnie Custer,
DL Jason Brewer, OL Kelwin Witherspoon,
TB Shed Harris
Lettermen Returning: 41 (21 offense, 20 defense)

1995 SCHEDULE

S 2	at VALDOSTA STATE
S 9	Open
S 16	at Fort Valley State
S 23	Newberry
S 30	at Wingate
O 7	Lenoir-Rhyne
O 14	at Catawba
O 21	Carson-Newman
O 28	Elon
N 4	Presbyterian
N 11	at Mars Hill

1994 RESULTS (5-6)

14	Wofford	20
21	J.C. Smith	13
23	UT Chattanooga	47
30	Newberry	13
34	Wingate	36
21	Lenoir-Rhyne	42
63	Catawba	19
41	Carson-Newman	21
14	Elon	21
33	Presbyterian	24
48	Mars Hill	40

North Dakota State University

September 9, 7:00 p.m. (CDT) • Fargodome, Fargo, ND

ROCKY HAGER
Head Coach

Location: Fargo, N.D.
Enrollment: 9700
President: Dr. Thomas Plough
Athletic Director: Dr. Robert Entzion
Nickname: Bison
Conference: North Central Intercollegiate Athletic
National Affiliation: NCAA II
Stadium: Fargodome (18,900)
Head Coach: Rocky Hager
Alma Mater: Minot State
Record at NDSU: 75-18-1 (8 years)
Phone: (701) 237-7795
Series Record: First meeting

Assistants: Kevin Donnalley, Donavon Larson,
Shane Hodenfield, Bruce Saum, Dale
Hammerschmidt

1994 Record: 9-3
Basic Offense: Multiple
Basic Defense: Multiple
Sports Info Director: George Ellis
Office: (701) 237-7197; Fax: 237-8022
Press Box: (701) 298-2600
Top Returnees: QB Rob Hyland, RB Jake Morris,
OG Doug Van Meter, SS Isreal Moses,
CB Tim Jacobsen, FS Mikel Kallenbach
Lettermen Returning: 44 (23 offense, 21 defense)

1995 SCHEDULE

S 2	Delta State
S 9	VALDOSTA STATE
S 16	at St. Cloud State
S 23	at Nebraska-Omaha
S 30	Augustana
O 7	Northern Colorado
O 14	at South Dakota State
O 21	at Mankato State
O 28	South Dakota
N 4	at North Dakota
N 11	Morningside

1994 RESULTS (9-3)

21	Angelo State	12
49	Nebraska-Omaha	9
24	Morningside	13
22	Mankato State	14
52	South Dakota State	39
24	South Dakota	13
35	St. Cloud State	25
13	North Dakota	34
7	Northern Colorado	29
28	Augustana	14
18	Pittsburg State	12
7	North Dakota	14

OPPONENTS

University of Texas-El Paso

September 16, 7:05 p.m. (MDT) • Sun Bowl, El Paso, TX

Location: El Paso, Texas
 Enrollment: 17,500
 President: Dr. Diana Natalicio
 Athletic Director: John Thompson
 Nickname: Miners
 Conference: Western Athletic
 National Affiliation: NCAA I
 Stadium: Sun Bowl (52,000)
 Head Coach: Charlie Bailey
 Alma Mater: Tampa
 Record at UTEP: 3-7-1 (1 year)
 Phone: (915) 747-5224
 Series Record: First meeting

Assistants: Pete Kaharchek, Darrell Dickey,
 Mickey May, Troy Douglas, Troy Reffett,
 Bill Patterson, Dave Voth, Todd Whitten, Sean Kugler
 1994 Record: 3-7-1
 Basic Offense: Multiple
 Basic Defense: 4-3
 Sports Information Director: Eddie Mullens
 Office: (915) 747-5330; Fax: 747-5444
 Press Box Phone: (915)
 Top Returnees: TB Toraino Singleton, SE Alvin Black,
 TE Jason Blair, LB Michael Corner,
 CB Raymond Lindholm, FS David Terrell
 Lettermen Returning: 42 (22 offense, 20 defense)

CHARLIE BAILEY
 Head Coach

1995 SCHEDULE

S 2	at New Mexico State
S 9	at Arizona State
S 16	VALDOSTA STATE
S 23	at Hawaii
S 30	Utah
O 7	at Air Force
O 14	Tulsa
O 21	Open
O 28	San Diego State
N 4	at Colorado State
N 11	at Fresno State
N 18	New Mexico
N 25	Wyoming

1994 RESULTS (3-7-1)

13	Wyoming36
22	Eastern Illinois20
22	New Mexico State23
7	Air Force47
34	Hawaii28
24	Tulsa17
9	Colorado State47
28	Brigham Young34
7	Utah52
30	Fresno State30
21	New Mexico25

Arkansas Tech University

September 23, 7:00 p.m. (EDT) • Cleveland Field, Valdosta, GA

Location: Russellville, Ark.
 Enrollment: 4700
 President: Dr. Robert Brown
 Athletic Director: TBA
 Nickname: Wonder Boys
 Conference: Gulf South
 National Affiliation: NCAA II
 Stadium: Buerkle Field (6000)
 Head Coach: Brooks Hollingworth
 Alma Mater: Central Arkansas
 Record at AT: 8-13 (2 years)
 Phone: (501) 968-0245
 Series Record: First Meeting

Assistants: Brent Good, Chuck Williams,
 Clarence Holley
 1994 Record: 7-4
 Basic Offense: One-Back
 Basic Defense: 4-3
 Sports Information Director: Larry Smith
 Office: (501) 968-0645; Fax: 968-0829
 Press Box Phone: (501) 968-0246
 Top Returnees: TB Ronnie Powell, CB Demond
 Sampson, LB Jeremy Gay, LB Mike Alexander,
 K Piotr Styczen, P Kelly Cochrane
 Lettermen Returning: 36 (18 offense, 18 defense)

**BROOKS
 HOLLINGWORTH**
 Head Coach

1995 SCHEDULE

S 2	Open
S 9	Delta State
S 16	Central Arkansas
S 23	at VALDOSTA STATE
S 30	at Southern Arkansas
O 7	Arkansas-Monticello
O 14	at West Alabama
O 21	at Mississippi College
O 28	at Henderson State
N 4	North Alabama
N 11	Ouachita Baptist

1994 RESULTS (7-4)

29	Langston32
27	Southeastern Oklahoma42
31	Northwestern Oklahoma10
45	East Central Oklahoma19
9	Northeastern Oklahoma28
24	Southwestern Oklahoma20
31	Arkansas-Monticello19
26	Southern Arkansas10
28	Harding25
17	Ouachita Baptist14
42	Langston56

MINERS
WONDER BOYS

OPPONENTS

BEARS

University of Central Arkansas

September 30, 1:30 p.m. (CDT) • Estes Stadium, Conway, Ark.

MIKE ISOM
Head Coach

Location: Conway, Ark.
Enrollment: 9500
President: Dr. Winfred L. Thompson
Athletic Director: Bill Stephens
Nickname: Bears
Conference: Gulf South
National Affiliation: NCAA II
Stadium: Estes (7000)
Head Coach: Mike Isom
Alma Mater: Central Arkansas
Record at UCA: 40-14-4 (6 years)
Phone: (501) 450-3153
Series Record: First meeting

Assistants: Bill Keopple, Clifton Ealy,
Scott Schwartz

1994 Record: 8-2, 6-1 in GSC
Basic Offense: I
Basic Defense: 4-3
Sports Information Director: Steve East
Office: (501) 450-5743; Fax: 450-5740
Press Box Phone: (501) 450-5743
Top Returnees: TB Eugene Meabon, C Don Struebing,
OT Nick Newman, LB Carlos Meeks,
DT Bart Reynolds, Rover Brian Barnett
Lettermen Returning: 37 (17 offense, 20 defense)

1995 SCHEDULE

S 2	at East Texas State
S 9	at Missouri Southern State
S 16	at Arkansas Tech
S 23	Arkansas-Monticello
S 30	VALDOSTA STATE
O 7	at Delta State
O 14	North Alabama
O 21	West Alabama
O 28	at Mississippi College
N 4	at Southern Arkansas
N 11	Henderson State

1994 RESULTS (8-2)

20	East Texas State	6
30	Missouri Southern State20
7	McNeese State21
55	West Georgia10
45	Delta State	7
7	Arkansas-Pine Bluff	6
52	West Alabama	3
21	North Alabama28
28	Henderson State	7
28	Mississippi College	0

TIGERS

University of West Alabama

October 7, 7:00 p.m. (EDT) • Cleveland Field, Valdosta, GA

TODD STROUD
Head Coach

Location: Livingston, Ala.
Enrollment: 2320
President: Dr. Don Hines
Athletic Director: Dee Outlaw
Nickname: Tigers
Conference: Gulf South
Affiliation: NCAA II
Stadium: Tiger (8500)
Head Coach: Todd Stroud
Alma Mater: Florida State
Record at NH: 1-9 (1 year)
Phone: (205) 652-9661
Series Record: VSU leads 12-1

Assistants: Tom Causey, Chad Eads, Karl Justus,
Rick Kravitz, Eddie Metcalf, Mike Muschamp,
Tracy Rocker, Darrell Smith

1994 Record: 1-9, 0-7 in GSC
Basic Offense: I
Basic Defense: 4-3
Sports Info Director: Fred Sington
Office: (205) 652-9661; Fax: 652-9661 Ext. 374
Press Box: (205) 652-6999
Top Returnees: QB Bobby Clayton, WR Terry Guidry,
WR Marty Hammond, LB Carl Charles,
DT Chad Cochran, FS Andrew Grimsley
Lettermen Returning: 37 (10 offense, 17 defense)

1995 SCHEDULE

S 2	Harding
S 9	at Union
S 16	at Lane
S 21	at Mississippi College
S 30	Henderson State
O 7	at VALDOSTA STATE
O 14	Arkansas Tech
O 21	at Central Arkansas
O 28	West Georgia
N 4	Delta State
N 11	at North Alabama

1994 RESULTS (1-9)

6	Albany State49
7	Nicholls State77
15	Kentucky State14
0	Mississippi College48
0	VALDOSTA STATE63
21	West Georgia55
3	Central Arkansas52
7	Delta State30
7	North Alabama50
15	Henderson State45

OPPONENTS

St. Ambrose University

October 14, 2:00 p.m. (EDT) • Cleveland Field, Valdosta, GA

Location: Davenport, Iowa
 Enrollment: 2400
 President: Dr. Edward Rogalski
 Athletic Director: Ray Shovlain
 Nickname: Fighting Bees
 Conference: Independent
 National Affiliation: NAIA II
 Stadium: Brady Street (10,000)
 Head Coach: Chuck Schrader
 Alma Mater: Illinois
 Record at SAU: 3-7 (1 year)
 Phone: (319) 383-8891
 Series Record: First meeting

Assistants: Todd Sturdy, Brad Verdon, Kevin Weber,
 Rick Fountain, Dave Skonieczny, Ryan Saddler,
 Mark Moody, Jeff Kean, Steve Bakeris, Jeff Girsch
 1994 Record: 3-7
 Basic Offense: Multiple
 Basic Defense: 4-3
 Sports Info Director: Don White
 Office: (319) 383-5983; Fax 383-5983
 Press Box Phone:
 Top Returnees: RB Lionel Porter, QB Chad Duffin,
 OL Gil Plasencia, LB Dan Timmons,
 LB Josh Manchester, FS Dave Matthys
 Lettermen Returning: 75 (40 offense, 35 defense)

CHUCK SCHRADER
 Head Coach

1995 SCHEDULE

S 2 at Olivet Nazarene
 S 9 Drake
 S 16 Wisconsin-Platteville
 S 23 at Wisconsin-Oshkosh
 S 30 at Graceland
 O 7 Open
 O 14 at VALDOSTA STATE
 O 21 Nebraska Wesleyan
 O 28 at Lindenwood
 N 4 at Iowa Wesleyan
 N 12 at Minnesota-Morris

1994 RESULTS (3-7)

12 Valparaiso 34
 34 Lindenwood 6
 35 Nebraska Wesleyan 14
 0 Iowa Wesleyan 6
 9 Wisconsin-LaCrosse 31
 20 Wisconsin-Whitewater 28
 27 Wisconsin-Oshkosh 21
 14 Wisconsin-Stout 28
 0 Wisconsin-Platteville 34
 0 Drake 19

Delta State University

October 21, 2:00 p.m. (CDT) • Parker Field, Cleveland, MS

Location: Cleveland, Miss.
 Enrollment: 3868
 President: Dr. Kent Wyatt
 Athletic Director: Dr. Jim Jordan
 Nickname: Statesmen
 Conference: Gulf South
 National Affiliation: NCAA II
 Stadium: Travis E. Parker (8000)
 Head Coach: Todd Knight
 Alma Mater: Ouachita Baptist
 Record at DSU: 6-12-2 (2 years)
 Phone: (601) 846-4132
 Series Record: Tied at 6-6-1

Assistants: Steve Carter, Deron
 Huerkamp, John Bond, Bill Ashley,
 Shane Handy, Jason Summers, Donald Dykes
 1994 Record: 3-5-2, 2-4-1 in GSC
 Basic Offense: I
 Basic Defense: 40
 Sports Info Director: Rick Kindhart
 Office: (601) 846-4677; Fax: 846-4679
 Press Box: 846-4593
 Top Returnees: QB David Crowe, TB Brian Williams,
 WR Parker Stubbs, FS Henry Johnson,
 LB Bobby Parnell, LB Marlon Palmer
 Lettermen Returning: 30 (15 offense, 15 defense)

TODD KNIGHT
 Head Coach

1995 SCHEDULE

S 2 at North Dakota State
 S 9 at Arkansas Tech
 S 16 at Northwestern State
 S 23 North Alabama
 S 30 at West Georgia
 O 7 Central Arkansas
 O 14 at Henderson State
 O 21 VALDOSTA STATE
 O 28 Southern Arkansas
 N 4 at West Alabama
 N 11 Mississippi College

1994 RESULTS (3-5-2)

12 Northwestern State 15
 24 Harding 24
 0 North Alabama 38
 7 Central Arkansas 45
 7 Henderson State 7
 19 East Texas State 14
 30 West Alabama 7
 10 VALDOSTA STATE 57
 20 West Georgia 32
 14 Mississippi College 0

FIGHTING BEES STATESMEN

OPPONENTS

LIONS

University of North Alabama

November 5, 7:00 p.m. (CST) • Braly Municipal Stadium, Florence, AL

BOBBY WALLACE
Head Coach

Location: Florence, Ala.
Enrollment: 5600
President: Dr. Robert Potts
Athletic Director: Dan Summy
Nickname: Lions
Conference: Gulf South
National Affiliation: NCAA II
Stadium: Braly (13,000)
Head Coach: Bobby Wallace
Alma Mater: Mississippi State 1976
Record at UNA: 53-28-1 (7 years)
Phone: (205) 760-4397
Series Record: UNA leads 9-4-1

Assistants: Bill Hyde, David Martin,
Willie Slater, Derek Hill, Raymond Monica

1994 Record: 13-1, 7-0 in GSC
Basic Offense: Multiple
Basic Defense: Multiple
Sports Info Director: Jeff Hodges
Office: (205) 760-4595; Fax: 760-4659
Press Box: 760-6372
Top Returnees: QB Cody Gross, WR Michael Edwards,
TE Jarius Hayes, LB Keith Humphrey, LB Ronald
McKinnon, P Lee Morris
Lettermen Returning: 36 (22 off, 14 def)

1995 SCHEDULE

S 2 Albany State
S 9 at Alabama A&M
S 16 Open
S 23 at Delta State
S 30 at Mississippi College
O 7 West Georgia
O 14 at Central Arkansas
O 21 Henderson State
O 28 VALDOSTA STATE
N 4 at Arkansas Tech
N 11 West Alabama

1994 RESULTS (13-1)

35	Fort Valley State 0
58	Alabama A&M 13
24	Mississippi College 0
38	Delta State 0
14	Youngstown State 17
41	Henderson State 7
28	Central Arkansas 21
20	West Alabama 7
38	VALDOSTA STATE 21
37	West Georgia 25
17	Carson-Newman 13
27	VALDOSTA STATE 24
35	North Dakota 7
16	Texas A&M-Kingsville 10

CHOCTAWS

Mississippi College

November 4, 7:00 p.m. (EST) • Cleveland Field, Valdosta, GA

TERRY McMILLAN
Head Coach

Location: Clinton, Miss.
Enrollment: 3500
President: Dr. Howell Todd
Athletic Director: Terry McMillan
Nickname: Choctaws
Conference: Gulf South
National Affiliation: NCAA II
Stadium: Robinson-Hale (8500)
Head Coach: Terry McMillan
Alma Mater: Southern Mississippi 1969
Record at MC: 21-17-4 (4 years)
Phone: (601) 925-3341
Series Record: MC leads 8-4-1

Assistants: Joel Hudson, Charlie Coles,
Laurin Collins, John Smith, Cooper
Pope, Johnny Mills

1994 Record: 4-5-1, 2-5 in GSC
Basic Offense: Multiple
Basic Defense: Multiple
Sports Info Director: Pete Smith
Office: (601) 925-3255; Fax: 925-3818
Press Box: 925-3869
Top Returnees: WR Andy Dart, FB J.D. Hampton,
RB Shadrick McAfee, LB Derick Rush,
DE David Smith, DB Clarence Chaney
Lettermen Returning: 29 (14 offense, 15 defense)

1995 SCHEDULE

S 2 Open
S 9 Southern Arkansas
S 16 at Arkansas-Monticello
S 21 West Alabama
S 30 North Alabama
O 7 at Henderson State
O 14 at West Georgia
O 21 Arkansas Tech
O 28 Central Arkansas
N 4 at VALDOSTA STATE
N 11 at Delta State

1994 RESULTS (4-5-1)

28	Arkansas-Monticello 28
21	Abilene Christian 7
0	North Alabama 24
48	West Alabama 0
31	Henderson State 13
20	Samford 12
7	VALDOSTA STATE 24
23	West Georgia 24
0	Central Arkansas 28
0	Delta State 14

OPPONENTS

West Georgia College

November 11, 1:30 p.m. (EST) • Grisham Stadium, Carrollton, GA

Location: Carrollton, Ga.
 Enrollment: 8150
 President: Dr. Bruce W. Lyon
 Athletic Director: Ed Murphy
 Nickname: Braves
 Conference: Gulf South
 Affiliation: NCAA II
 Stadium: Grisham (6500)
 Head Coach: Charlie Fisher
 Alma Mater: Springfield 1981
 Record at WGC: 11-9 (2 years)
 Phone: (404) 836-6539
 Series Record: VSU leads 10-2

Assistants: David Dean, Jeff Farrington, Tony Oglesby, Gary Otten, Glenn Spencer, Brian Bohannon, Bill Spears
 1994 Record: 7-3, 4-3 in GSC
 Basic Offense: Pro Set
 Basic Defense: 4-3
 Sports Info Director: Mitch Gray
 Office: (404) 836-6542; Fax: 836-6543
 Press Box: 836-1776
 Top Returnees: WR Antjuane Sims, WR Chad Walker, LB Tim McClain, DL Mike Thomas,
 Lettermen Returning: 35 (21 off, 14 def)

CHARLIE FISHER
 Head Coach

BRAVES

1995 SCHEDULE

A 31	at Elon
S 9	at Jacksonville State
S 16	Open
S 23	Southern Arkansas
S 30	Delta State
O 7	at North Alabama
O 14	Mississippi College
O 21	Arkansas-Monticello
O 28	at West Alabama
N 4	at Henderson State
N 11	VALDOSTA STATE

1994 RESULTS (7-3)

29	Elon24
15	Georgia Southern14
33	Albany State	0
10	Central Arkansas55
38	Union7
55	West Alabama21
33	VALDOSTA STATE49
24	Mississippi College23
32	Delta State20
25	North Alabama37

Gulf South Conference 1995 Composite Schedule

Date	Game	Time	Date	Game	Time	Date	Game	Time	Date	Game	Time
Aug. 31	Ark.-Monticello at Samford	8 pm	Sept. 23	Ark. Tech at VSU	7 pm	Oct. 21	VSU at Delta St.	3 pm	Nov. 11	VSU at West Georgia	12:30 pm
	West Georgia at Elon	7 pm		Ark.-Monticello at Central Ark.	8 pm		Ark.-Monticello at West Ga.	12:30 pm		So. Ark. at Ark.-Monticello	3 pm
				North Alabama at Delta St.	7 pm		Ark. Tech at Miss. College	7 pm		Ouachita Bap. at Ark. Tech	2:30 pm
Sept. 2	Gardner-Webb at VSU	7 pm		Henderson St. at S.F. Austin St.	8 pm		West Alabama at Central Ark.	2:30 pm		Henderson St. at Central Ark.	2:30 pm
	Delta St. at North Dakota St.	8 pm		Southern Ark. at West Georgia	12:30 pm		Henderson St. at N. Alabama	2:30 pm		Miss. College at Delta St.	3 pm
	Central Ark. at East Texas St.	8 pm					Southern Ark. at Harding	3 pm		West Alabama at N. Alabama	2:30 pm
	Henderson St. at Southern Ark.	8 pm	Sept. 30	VSU at Central Ark.	2:30 pm						
	Albany St. at North Alabama	8 pm		NE Okla. at Ark.-Monticello	8 pm	Oct. 28	VSU at North Alabama	2:30 pm			
	Harding at West Alabama	2 pm		Southern Ark. at Ark. Tech	8 pm		Ark.-Monticello at Ouachita Bap.	8 pm			
Sept. 9	VSU at North Dakota St.	8 pm		Delta St. at West Georgia	12:30 pm		Ark. Tech at Henderson St.	3 pm			
	Ark.-Monticello at Hend. St.	8 pm		Henderson St. at West Alabama	3 pm		Central Ark. at Miss. College	3 pm			
	Delta St. at Ark. Tech	8 pm		North Alabama at Miss. College	6 pm		Southern Ark. at Delta St.	7 pm			
	Central Ark. at Mo. So. St.	8 pm	Oct. 7	West Alabama at VSU	7 pm		West Georgia at West Alabama	3 pm			
	Southern Ark. at Miss. College	8 pm		Ark.-Monticello at Ark. Tech	8 pm	Nov. 4	Miss. College at VSU	7 pm			
	N. Alabama at Alabama A&M	8 pm		Central Ark. at Delta St.	7 pm		Ark.-Monticello at Portland St.	10 pm			
	West Alabama at Union	1:30 pm		Miss. College at Henderson St.	8 pm		North Alabama at Ark. Tech	2:30 pm			
	West Georgia at J'ville St.	8 pm		West Georgia at N. Alabama	8 pm		Central Ark. at Southern Ark.	3 pm			
Sept. 16	VSU at Texas-El Paso	9:05 pm	Oct. 14	St. Ambrose at VSU	2 pm		Delta St. at West Alabama	2 pm			
	Miss. Coll. at Ark.-Monticello	8 pm		Ark. Tech at West Alabama	2 pm		West Georgia at Henderson St.	3 pm			
	Central Ark. at Ark. Tech	8 pm		North Alabama at Central Ark.	2:30 pm						
	Delta St. at Northwestern St.	8 pm		Harding at Ark.-Monticello	4 pm						
	East Tx. St. at Henderson St.	8 pm		Delta St. at Henderson St.	8 pm						
	Bap. Christian at So. Ark.	8 pm		Miss. College at West Georgia	12:30 pm						
	West Alabama at Lane	3 pm		Ouachita Bap. at So. Ark.	3:30 pm						
Sept. 21	West Alabama at Miss. College	8 pm									

All Times Eastern



VSU'S BEST EVER FOOTBALL SEASON

A Look Back...

Reaching the quarterfinals of the Division II playoffs, winning a school record 11 games and breaking 80 school, 35 conference and 16 national records were highlights of Valdosta State's best football season in the 13-year history of the program.

Coach Hal Mumme's third Blazer edition, blessed with 17 returning starters and 23 seniors, more than lived up to its lofty preseason billing which ranked VSU among the Division II elite. Valdosta State, which began the year ranked 17th by the Division II football committee, steadily climbed in the poll throughout the season, ultimately reaching the No. 2 spot after the ninth week.

The only regular season loss (to top-ranked North Alabama) dropped the Blazers to a season-ending No. 6 ranking, VSU's best ever.


As the wins began to climb, so did the fan support. Valdosta State crowds averaged more than 7400 for the seven regular season home games plus one playoff game. The record crowd of 10,100, which turned out in 1985, is now the third largest in Blazer football history.

Valdosta State began the long 1994 journey with a methodical 36-0 win over Knoxville at home as the senior-laden defense dominated. The win set up a meeting with Division I-AA Central Florida, ranked No. 1 in the preseason by Sports Illustrated, in the Florida Citrus Bowl. A two-touchdown underdog, the Blazers turned the tables on the Golden Knights, scoring the final 17 points of the game and posting a huge 31-14 victory in front of more than 22,000 stunned onlookers. The win was obviously a major building block for the remainder of the season as it added confidence to the mix and sent a message to the nation that this Valdosta State team was special.

The Blazers returned home to face a pair of Southern Intercollegiate Athletic Conference teams (Fort Valley State and Clark Atlanta) and any fears of a letdown were quickly set aside. Fort Valley State fell, 58-6, and Clark Atlanta went down, 63-6, to run the record to 4-0. A young Livingston team was VSU's first conference road test of the season, and the Tigers were trampled, 63-0, setting up the long-awaited intersectional match against Division II power New Haven and its Harlon Hill Trophy winner Roger Graham.

The game was no contest as Chris Hatcher, Valdosta State's own Harlon Hill candidate, completed 39 of 44 passes for 418 yards and five touchdowns to lead the Blazers to an impressive 38-7 rout. The VSU defense held the heralded Graham to 35 yards on 17 carries, and the Blazers leapfrogged the Chargers in the poll, climbing to the fourth spot.

Arch rival West Georgia, which had spoiled Mumme's first two seasons with upset victories in Carrollton, followed New Haven into town to help VSU celebrate Homecoming, and the Braves were again troublesome...but not fatal. WGC built a 27-7 lead and were on top 27-14 at halftime before the Blazers came to life, scoring 35 second half points to win going away, 49-33. A businessman's special flight to Mississippi College followed, and VSU responded to its first air travel of the year with a solid 24-7 win on a soggy field. Delta State visited Cleveland Field next and returned home nursing the bruises of a 59-10 defeat as the Blazers' undefeated season reached nine games and their climb in the poll reached the No. 2 spot.



The stage was set for the "Battle of the Shoals" as Valdosta State flew to North Alabama to meet the top-ranked Lions in a game which would decide the Gulf South Conference championship and home field advantage throughout the playoffs. Poor field position and a great North Alabama defense led to a 38-21 defeat, snapping the winning streak at 10 games (VSU won its final 1993 game).

With the goal of a league title now unattainable, Valdosta State turned its full attention to assuring its first ever playoff bid, burying Henderson State, 49-7, in the regular season finale at home. As expected, the bid to the 16-team Division II playoffs was issued the next day, and the Blazers were picked to host neighboring Albany State, champion of the SIAC, in the first round.

A record crowd of almost 11,000 turned out for Valdosta State's first ever playoff game, and the fans were treated to an exciting football game which was in doubt until late in the fourth quarter. The Blazers built a 14-0 halftime lead, but the Golden Rams cut the margin in half with a third period touchdown. VSU's defense stopped Albany State inside the Blazer 10 twice in the fourth quarter to preserve the 14-7 victory and send Valdosta State back to North Alabama for a rematch in the quarterfinals.

1994 IN REVIEW

The sequel to the "Battle of the Shoals" was so much better than the original. Playing error-free football, the Blazers rallied from a 17-3 second half deficit, scoring two fourth quarter touchdowns to tie the Lions at 17 at the end of regulation. Each team scored touchdowns in the first overtime period to force a second OT. A holding penalty forced VSU to attempt a 40-yard field goal, which was blocked. On its possession, North Alabama drove to the VSU 1 before kicking a 17-yard field goal to end the classic battle and the Valdosta State season.

The record-setting winning season (most wins and tied for fewest losses) was the fourth straight for Valdosta State and improved the overall record after 13 seasons of football to 81-54-4 and the conference worksheet to 53-39-3.

The Blazers placed 10 players on the all-Gulf South Conference team. Hatcher, a Harlon Hill Trophy finalist for the second straight year, was named the league's offensive player of the year as he put the finishing touches on a 41-game career in which he set 27 school, 16 conference and 21 national records. Other first team selections were fullback Dominique Ross, who became VSU's all-time leading scorer and rushing leader, flanker Robert Williams, split end Stanley Flanders, offensive guard Matt Moore, defensive end Andre Hampton, who became the Blazers' all-time sack leader, and free safety Marcus Johnson. Second team selections were linebackers Erasmus Harvey and Edward Mitchell and defensive end Shay Williams.



VALDOSTA STATE 36 KNOXVILLE 0

Sept. 3, 1994 7 pm EDT
Cleveland Field, Valdosta, GA
Att: 5117 Conditions: 82 degrees,
Wind NNE at 12 mph, Mostly Cloudy

Valdosta State opened the season with a methodical 36-0 victory over a scrappy Knoxville College team on what turned out to be an uncharacteristically cool early September evening. After an exchange of punts, the Blazers put their first game jitters aside and scored the first touchdown of 1994 when Chris Hatcher hit Robert Williams for a 65-yard score, culminating a quick four-play, 77-yard drive. VSU was back in the end zone just over a minute later when fullback Dominique Ross rambled 40 yards for a TD on the first play after the Blazers had forced another Bulldog punt. A Vernon Loree field goal from 35 yards out put VSU in front 16-0 early in the second quarter, and Hatcher hit Stanley Flanders from 39 yards out late in the period for a 22-0 halftime lead. The Blazer defense rose up to stop a couple of Knoxville threats in the second half, as linebacker Erasmus Harvey recovered a fumble at the VSU 11 and intercepted a pass at the Blazer five. Valdosta State added a couple of second half TDs, one on a four-yard run by Ross in the third quarter and another on an 11-yard toss from Hatcher to Williams in the final frame. The shutout was VSU's sixth ever and the fourth on opening day.

Knoxville	0	0	0	0	--	0
Valdosta State	13	9	7	7	--	36

- VSU -- Robert Williams 65 pass from Chris Hatcher (Loree kick) 11:26 1st
- VSU -- Dominique Ross 40 run (kick blocked) 10:07 1st
- VSU -- Loree 35 field goal 14:01 2nd
- VSU -- Stanley Flanders 39 pass from Hatcher (pass failed) 2:23 2nd
- VSU -- Ross 4 run (Loree kick) 6:38 3rd
- VSU -- Williams 11 pass from Hatcher (Loree kick) 5:12 4th

STATISTICS

	VSU	KC
First Downs	19	23
Yds Rushing	79	49
Yds Passing	297	170
Passes	21-39-3	19-41-1
Punts	2-50.5	5-33.8
Penalties	13-146	9-119
Fumbles/Lost	1-0	2-2
Possession	24:21	35:39

STAT LEADERS

- Rushing: Ross (VSU) 16-135, 2 TDs
Miles (KC) 15-48, 0 TDs
- Passing: Hatcher (VSU) 19-36-2, 291, 3 TDs
Williams (KC) 18-37-1, 165, 0 TDs
- Receiving: R. Williams (VSU) 6-120, 2 TDs
Bellamy (KC) 6-46, 0 TDs
- Tackles: Harvey (VSU) 12 (10 solo)
Hunter (KC) 9 (8 solo)

VALDOSTA STATE 31 CENTRAL FLORIDA 14

Sept. 10, 1994 1 pm EDT
Florida Citrus Bowl, Orlando, FL
Att: 22,518 Conditions: 90 degrees,
Wind NE at 8 mph, Partly Cloudy and Humid

It was a dream come true. Valdosta State went into the house of a Division I-AA power and for the first time in seven tries came home with more than the guarantee check. The Blazers, at the time ranked No. 17 in Division II, took total command of the game midway the third quarter, scoring the final 17 points of the game to stun the Knights, which were ranked sixth in the country in Division I-AA coming into the game. After giving up a touchdown in the waning seconds of the first quarter, VSU struck for two second period touchdowns, the first coming on a beautiful 21-yard run by Billy Poole to cap a 9-play, 71-yard drive, and the go-ahead score coming on a 9-yard pass from Chris Hatcher to Stanley Flanders 6:50 before halftime. Central Florida, aided by three major penalties and an "inadvertent" whistle which wiped out a Blazer fumble recovery, tied the game on its first possession after intermission, but the Knights would not threaten the VSU end zone again. Valdosta State countered immediately, driving 62 yards in 10 plays with Hatcher again finding Flanders for the points, this time from 16 yards out. The next possession resulted in a 27-yard Vernon Loree field goal for a 10-point cushion, and when the Knights fumbled the ensuing kickoff, the Blazers drove the final nail in the coffin. Dominique Ross capped the 31-yard, 4-play drive with a 1-yard plunge, and what had to be called an upset was firmly in place. Hatcher earned conference offensive player of the week honors, completing 26 of 34 passes for 278 yards and two TDs. Ross ran for 102 yards, the ninth 100 plus-yard game of his career. Marcus Johnson and Ryan Branch led a superb defensive effort with 11 tackles each.

Valdosta State	0	14	10	7	--	31
Central Florida	7	0	7	0	--	14

- UCF -- Mark Whittemore 10 pass from Darin Hinshaw (Charlie Pierce kick)
- VSU -- Billy Poole 21 run (Vernon Loree kick)
- VSU -- Stanley Flanders 9 pass from Chris Hatcher (Loree kick)
- UCF -- David Rhodes 7 pass from Hinshaw (Pierce kick)
- VSU -- Flanders 16 pass from Hatcher (Loree kick)
- VSU -- Loree 27 field goal
- VSU -- Dominique Ross 1 run (Loree kick)

STATISTICS

	VSU	UCF
First Downs	20	28
Yds Rushing	124	125
Yds Passing	278	235
Passes	26-34-0	25-40-1
Punts	4-26.5	3-37.6
Penalties	13-94	7-48
Fumbles/Lost	1-0	3-1
Possession	31:33	28:27

STAT LEADERS

- Rushing: Ross (VSU) 31-102, 1 TD

1994 IN REVIEW

Smith (UCF) 10-46, 0 TDs
 Receiving: Greer (VSU) 7-79, 0 TDs
 Rhodes (UCF) 8-103, 1 TD
 Passing: Hatcher (VSU) 26-34-0, 278, 2 TDs
 Hinshaw (UCF) 25-40-1, 235, 2 TDs
 Tackles: Branch (VSU) 11 (8 solo)
 Alexander (UCF) 10 (6 solo)

VALDOSTA STATE 58 FORT VALLEY STATE 6

Sept. 17, 1994 7 pm EDT
 Cleveland Field, Valdosta, GA
 Att: 6097 Conditions: 82 degrees,
 Wind W at 14 mph, Occasional Rain

In a game of added importance because it counted in the Gulf South Conference standings, Valdosta State started like a house on fire and by halftime had scored a school record 51 points and secured a 51-6 lead. The Blazers scored on seven of eight first half possessions and again on their first possession of the second half before Coach Mumm turned the game over to his reserve troops. Chris Hatcher was nearly perfect, completing 24 of 31 passes for 317 yards and five touchdowns. Four of his TD aerials went to split end Stanley Flanders from 14, 20, 28, and 52 yards out. The other was a four-yarder to tight end Steve Greer. Dominique Ross ran roughshod over the porous Fort Valley State defense, gaining 113 yards on 15 carries, including touchdown jaunts of 1, 2 and 16 yards. Halfback Billy Poole had a career best 91 yards on only eight carries, including a 50-yarder to set up the Blazers' second touchdown. The defense had a great night as well, recording five sacks and five tackles for losses. One of the stops behind the line of scrimmage was Andre Hampton's bone-crushing tackle of a Wildcat runningback in the end zone for a safety. Hampton had two other tackles for losses and his third sack of the season.

Fort Valley State	0	6	0	0	--	6
Valdosta State	21	30	7	0	--	58

- VSU -- Dominique Ross 16 run (Vernon Loree kick) 10:53 1st
- VSU -- Stanley Flanders 20 pass from Chris Hatcher (Loree kick) 5:12 1st
- VSU -- Ross 2 run (Loree kick) :43 1st
- VSU -- Ross 1 run (Loree kick) 14:31 2nd
- VSU -- Safety, Meisha Porter tackled by Andre Hampton in end zone 14:15 2nd
- VSU -- Flanders 52 pass from Hatcher (Loree kick) 14:08 2nd
- VSU -- Flanders 14 pass from Hatcher (Loree kick) 7:46 2nd
- VFSC -- Michael Trigg 42 pass from Richard Smith (kick wide) 4:55 2nd
- VSU -- Steve Greer 4 pass from Hatcher (Loree kick) :28 2nd
- VSU -- Flanders 38 pass from Hatcher (Loree kick) 12:51 3rd

STATISTICS

	VSU	FVS
First Downs	33	9
Yds Rushing	199	66
Yds Passing	400	149
Passes	36-55-2	6-19-2
Punts	3-34.3	9-35.3
Penalties	6-64	11-100

Fumbles/Lost	4-1	4-1
Possession	31:01	28:59

STAT LEADERS

Rushing: Ross (VSU) 15-113, 3 TDs
 Owens (FVS) 8-36, 0 TDs
 Receiving: Flanders (VSU) 8-155, 4 TDs
 Reddick (FVS) 2-65, 0 TDs
 Passing: Hatcher (VSU) 24-31-0, 317, 5 TDs
 Smith (FVS) 5-15-2, 138, 1 TD
 Tackles: Branch (VSU) 11 (5 solo)
 Reed (FVS) 14 (6 solo)

VALDOSTA STATE 63 CLARK ATLANTA 6

Sept. 24, 1994 7 pm EDT
 Cleveland Field, Valdosta, GA
 Att: 5763 CONDITIONS: 80 degrees,
 Wind NE at 12 mph, Mostly Cloudy

For all practical purposes, the game was over moments after it started. Valdosta State's well-oiled offensive machine scored on six consecutive possessions to build a 42-0 halftime cushion, added three more TDs on three straight third quarter possessions and coasted to a 63-6 rout of Clark Atlanta, putting the lid on a perfect 4-0 record for the month of September. The five first half scoring drives and a punt return for the sixth touchdown averaged less than 1:45 each as quarterback Chris Hatcher dissected the Panther defense with pinpoint passes time and again. When it was mercifully over, Hatcher had thrown for a Gulf South Conference record-tying seven touchdowns, giving him 17 through four games. Split end Stanley Flanders, who caught two the TD passes, returned a punt 59 yards for a touchdown, breaking an 11-year-old school record. Fullback Dominique Ross rushed for 100 plus yards for the fourth straight game, picking up 135 on only 11 carries and scoring once. Defensively, Andre Hampton enjoyed a field day from his end position, picking up his fourth and fifth sacks of the season and adding two tackles for losses. All in all, it was a totally dominating performance.

Clark Atlanta	0	0	0	6	--	6
Valdosta State	21	21	21	0	--	63

- VSU -- Robert Williams 2 pass from Chris Hatcher (Vernon Loree kick) 11:42 1st
- VSU -- Steve Greer 8 pass from Hatcher (Loree kick) 8:07 1st
- VSU -- Stanley Flanders 14 pass from Hatcher (Loree kick) 2:31 1st
- VSU -- Williams 23 pass from Hatcher (Loree kick) 14:25 2nd
- VSU -- Dominique Ross 4 run (Loree kick) 10:57 2nd
- VSU -- Flanders 59 punt return (Loree kick) 10:16 2nd
- VSU -- Flanders 14 pass from Hatcher (Loree kick) 12:58 3rd
- VSU -- Greer 11 pass from Hatcher (Loree kick) 8:47 3rd
- VSU -- Williams 3 pass from Hatcher (Loree kick) 4:45 3rd
- CAU -- Marty Golden 9 pass from Darius Jones (run failed) 12:42 4th

STATISTICS

	VSU	CAU
First Downs	24	11
Yds Rushing	101	-15
Yds Passing	316	192
Passes	35-55-1	15-38-2
Punts	1-40.0	10-32.7
Penalties	9-62	9-80
Fumbles/Lost	1-1	4-2
Possession	29:20	30:40

STAT LEADERS

Rushing: Ross (VSU) 11-135, 1 TD
 Ryan (CAU) 13-25, 0 TDs
 Passing: Hatcher (VSU) 28-37-0, 267, 7 TDs
 Jones (CAU) 8-23-2, 105, 1 TD
 Receiving: R. Williams (VSU) 7-53, 3 TDs
 Barnes (CAU) 4-56, 0 TDs
 Tackles: Hampton (VSU) 7 (5 solo)
 Kemp (CAU) 11 (4 solo)

VALDOSTA STATE 63 LIVINGSTON 0

Oct. 1, 1994 2 pm CDT
 Tiger Stadium, Livingston, AL
 Att: 3500 CONDITIONS: 85 degrees,
 Wind S at 12 mph, Broken Clouds

For the third straight week, it was no contest. From the time Dominique Ross rambled untouched on a school record 93-yard touchdown run on Valdosta State's first offensive play until Robert Williams caught his third TD pass from Chris Hatcher late in the third quarter, the game was never in doubt. The Blazers totally dominated the young and outmanned Livingston Tigers, scoring 63 points while possessing the ball only one-third of the game. Ross was a man possessed, rushing for a school record 248 yards on only 11 carries (a record 22.5 yards per carry). He had a 70-yard run to go with the 93-yarder and also caught three passes for 18 more yards, earning conference offensive player of the week honors. Hatcher was an economical 20 of 25 for 334 yards and six touchdowns. In addition to Williams's three TD receptions, split end Stanley Flanders had scoring grabs of 37 and 47 yards, giving him a school record 11 touchdown catches in a season. Backup runningback Billy Poole returned the second half kickoff a school record 99 yards for another six, and linebacker Edward Mitchell blocked a punt and recovered it in the end zone for yet another score. In the three weeks of carnage, the Blazers outscored their opponents 184-12.

Valdosta State	28	21	14	0	--	63
Livingston	0	0	0	0	--	0

- VSU -- Dominique Ross 93 run (Vernon Loree kick) 13:38 1st
- VSU -- Robert Williams 30 pass from Chris Hatcher (Loree kick) 11:55 1st
- VSU -- Stanley Flanders 37 pass from Hatcher (Loree kick) 8:06 1st
- VSU -- R. Williams 7 pass from Hatcher (Loree kick) :42 1st
- VSU -- Edward Mitchell recovered blocked punt in end zone (Loree kick) 14:41 2nd
- VSU -- Angelo Williams 1 pass from Hatcher (Loree kick) 6:16 2nd
- VSU -- Flanders 47 pass from Hatcher (Loree kick) 2:45 2nd

1994 IN REVIEW

VSU -- Billy Poole 99 kickoff return (Loree kick) 14:43 3rd
 VSU -- R. Williams 14 pass from Hatcher (Loree kick) 2:00 3rd

STATISTICS

	VSU	LU
First Downs	23	14
Yds Rushing	267	61
Yds Passing	399	151
Passes	28-40-1	7-22-3
Punts	2-55.5	10-36.6
Penalties	16-134	1-5
Fumbles/Lost	1-0	0-0
Possession	19:56	40:04

STAT LEADERS

Rushing: **Ross (VSU) 11-248, 1 TD**
 Jackson (LU) 8-28, 0 TDs
 Passing: **Hatcher (VSU) 20-25-1, 334, 6 TDs**
 Clayton (LU) 6-20-2, 121, 0 TDs
 Receiving: **Flanders (VSU) 5-136, 2 TDs**
 Guidry (LU) 2-67, 0 TDs
 Tackles: **Branch (VSU) 7 (6 solo)**
 Harper (LU) 8 (7 solo)

VALDOSTA STATE 38 NEW HAVEN 7

Oct. 8, 1994 1 pm EDT
 Cleveland Field, Valdosta, GA
 Att: 9368 CONDITIONS: 82 degrees,
 Wind East at 12 mph, Partly Cloudy

The long-awaited battle of Harlon Hill Trophy candidates Roger Graham of New Haven and Chris Hatcher of Valdosta turned out to be much less than a skirmish. Hatcher, who finished fourth in the Hill balloting in 1993, put on a record-setting display, completing 39 of 44 passes for 418 yards and five touchdowns to lead the Blazers to a resounding 38-7 win over the nationally-ranked Chargers. Meanwhile, the swarming VSU defense short-circuited Graham's string of 100-yard plus games which had reached a record 25, holding the 1993 Hill winner to a paltry 35 yards on 17 carries. The game turned into one of total dominance by Valdosta State from midway the second quarter until it ended. The Chargers never stopped the Blazer attack and stayed in the game as long as they did because of VSU mistakes. Hatcher's only misique, a fumble at the New Haven 1 on the opening drive, eventually led to the Chargers' only touchdown. It took over 8 minutes and was penalty-aided but resulted in a Graham 8-yard touchdown run. But Hatcher led the Blazers on scoring drives in each of their next six possessions, throwing TD passes to Steve Greer (3), Stanley Flanders and Robert Williams. Vernon Loree added a 22-yard field goal for the other points. Hatcher's fifth scoring toss was the 94th of his career (34 games) and broke the Division II record of 93 set by Doug Williams at Grambling from 1974-77.

New Haven	0	7	0	0	--	7
Valdosta State	0	14	14	10	--	38

NH -- Roger Graham 8 run (Gene Adair kick) 14:19 2nd
 VSU -- **Robert Williams 6 pass from Chris Hatcher (Vernon Loree kick) 8:46 2nd**
 VSU -- **Stanley Flanders 35 pass from Hatcher (Loree kick) 4:30 2nd**

VSU -- Steve Greer 11 pass Hatcher (Loree kick) 9:25 3rd
 VSU -- Greer 4 pass from Hatcher (Loree kick) 5:01 3rd
 VSU -- Loree 22 field goal 12:23 4th
 VSU -- Greer 3 pass from Hatcher (Loree kick) 8:35 4th

STATISTICS

	VSU	NH
First Downs	32	16
Yds Rushing	173	-6
Yds Passing	418	232
Passes	39-44-0	19-31-0
Punts	0	4-37.3
Penalties	14-113	9-74
Fumbles/Lost	3-1	2-2
Possession	33:04	26:56

STAT LEADERS

Rushing: **Ross (VSU) 26-138, 0 TDs**
 Graham (NH) 17-35, 1 TD
 Passing: **Hatcher (VSU) 39-44-0, 418, 5 TDs**
 Weir (NH) 19-31-0, 232, 0 TDs
 Receiving: **Flanders (VSU) 12-119, 1 TD**
 Joyner-Brown (NH) 7-92, 0 TDs
 Tackles: **M. Johnson (VSU) 8 (3 solo)**
 Porcha (NH) 12 (4 solo)

VALDOSTA STATE 49 WEST GEORGIA 33

Oct. 15, 1994 2 pm EDT
 Cleveland Field, Valdosta, GA
 Att: 10,214 CONDITIONS: 63 degrees,
 Wind East at 8 mph, Overcast

West Georgia, which had upset Valdosta State in Carrollton in 1992 and 1993, made a serious bid to continue the trend and spoil the Blazers' lofty ranking and Homecoming festivities in the process, jumping to a 27-7 first half lead before a stunned record crowd of 10,214. But this VSU team, anchored by 24 seniors, responded to the challenge, rallying from a 27-14 halftime deficit to post an exciting 49-33 victory. Quarterback Chris Hatcher, fullback Dominique Ross and flanker Robert Williams provided the offensive spark, and a swarming Blazer defense in the second half took charge of the game. Hatcher ended the day completing 41 of 51 for 430 yards and four touchdowns. Ross rolled up 147 yards on 31 punishing carries and scored three times to set the all-time points record at 216. Williams was on the receiving end of three scoring passes. He caught 11 passes on the day for 184 yards. The defense intercepted a pass which set up a touchdown and recovered a fumble which stopped a promising West Georgia drive at the VSU 7. The Blazer defenders were abused in the first half, allowing 285 total yards. After intermission, the Braves managed only 108.

West Georgia	13	14	0	6	--	33
Valdosta State	0	14	14	21	--	49

WGC -- Chad Walker 9 pass from Mark Eldred (kick failed) 8:05 1st
 WGC -- Chris Bennett 14 pass from Eldred (Benji Shelton kick) 2:15 1st
 VSU -- **Dominique Ross 10 run (Vernon Loree kick) 10:43 2nd**
 WGC -- Walker 54 pass from Eldred (pass failed)

9:39 2nd
 WGC -- Felix Addo 4 run (Addo run) 7:36 2nd
 VSU -- **Robert Williams 32 pass from Chris Hatcher (Loree kick) 6:31 2nd**
 VSU -- **Ross 2 run (Loree kick) 8:03 3rd**
 VSU -- **Reginald Walker 7 pass from Hatcher (Loree kick) 2:41 3rd**
 VSU -- **Williams 1 pass from Hatcher (Loree kick) 13:47 4th**
 VSU -- **Ross 4 run (Loree kick) 6:04 4th**
 WGC -- Thad Tucker 87 kickoff return (pass failed) 5:51 4th
 VSU -- **Williams 29 pass from Hatcher (Loree kick) 3:49 4th**

STATISTICS

	VSU	WGC
First Downs	29	18
Yds Rushing	140	185
Yds Passing	430	208
Passes	41-51-2	11-18-2
Punts	1-47.0	2-45.0
Penalties	16-129	6-70
Fumbles/Lost	1-1	1-1
Possession	36:07	23:53

STAT LEADERS

Rushing: **Ross (VSU) 31-147, 3 TDs**
 Addo (WGC) 22-151, 1 TD
 Passing: **Hatcher (VSU) 41-51-2, 430, 4 TDs**
 Eldred (WGC) 10-17-2, 187, 3 TDs
 Receiving: **Williams (VSU) 11-184, 3 TDs**
 Walker (WGC) 4-108, 2 TDs
 Tackles: **Mitchell (VSU) 11 (7 solo)**
 Jarrells (WGC) 14 (10 solo)

VALDOSTA STATE 24 MISSISSIPPI COLLEGE 7

Oct. 22, 1994 6 pm CDT
 Robinson-Hale Stadium, Clinton, MS
 Att: 5719 CONDITIONS: 72 degrees,
 Wind SE at 3 mph, Clear

On a field more suitable for mud wrestling or a bogging showdown, Valdosta State methodically put away Mississippi College, 24-7, winning for the first time in six trips to the Clinton-based Choctaw reservation and spoiling MC's Homecoming festivities in the process. The conditions slowed the Blazers' usually potent offense, but the defense and special teams stepped up to tilt the field in VSU's favor. A special teams play set up Valdosta State's first touchdown when Corey Weed fell on dangerous punt return specialist Donnie Ashley's fumble at the Choctaw 33. Dominique Ross scored from the 1 seven plays later to put VSU on top for good. The lead was stretched to 14-0 when Chris Hatcher hit Stanley Flanders on a 23-yard scoring toss on fourth-and-14. After MC cut the lead in half 1:34 before intermission, Hatcher led his troops deep enough into Choc territory for Vernon Loree to bang home a 36-yard field goal two seconds before halftime, stretching the lead to 17-7. The only second half scoring came on a Hatcher to Jimmy King (first career TD reception for King and the 100th career TD pass for Hatcher) four-yarder in the fourth quarter. All in all, it was a night for the defense as linebackers Erasmus Harvey, Edward Mitchell and Ryan Branch led a great effort which limited the Choctaws to 234 yards of total offense.

1994 IN REVIEW

Valdosta State 7 10 0 7 -- 24
Mississippi College 0 7 0 0 -- 7

VSU -- Dominique Ross 1 run (Vernon Loree kick) 3:35 1st
VSU -- Stanley Flanders 23 pass from Chris Hatcher (Loree kick) 13:03 2nd
MC -- Shadrick McAfee 5 run (Matt Thomas kick) 1:34 2nd
VSU -- Loree 36 field goal :02 2nd
VSU -- Jimmy King 4 pass from Hatcher (Loree kick) 4:46 4th

STATISTICS

	VSU	MC
First Downs	21	13
Yds Rushing	126	112
Yds Passing	385	122
Passes	35-50-0	8-15-0
Punts	4-43.8	5-39.8
Penalties	7-53	4-36
Fumbles/Lost	2-2	2-2
Possession	24:43	35:17

STAT LEADERS

Rushing: Ross (VSU) 22-85, 1 TD
Glover (MC) 10-68, 0 TDs
Passing: Hatcher (VSU) 35-50-0, 259, 2 TDs
Thaxton (MC) 6-9-0, 100, 0 TDs
Receiving: Ross (VSU) 8-49, 0 TDs
Ashley (MC) 3-61, 0 TDs
Tackles: Harvey (VSU) 10 (4 solo)
Adams (MC) 11 (5 solo)

VALDOSTA STATE 57 DELTA STATE 10

Oct. 29, 1994 7 pm EDT
Cleveland Field, Valdosta, GA
Att: 6329 CONDITIONS: 73 degrees,
Wind NE at 5 mph, Overcast

It was the third picture perfect outing in as many years against the overmatched Delta State Statesmen. Valdosta State scored on all seven first half possessions to build an insurmountable 43-2 lead on the way to a 57-10 laughter in the prelude to the matchup for all the Gulf South Conference marbles against North Alabama. Chris Hatcher turned in his predictable efficient performance, completing 29 of 35 passes for 407 yards and a school and conference record-tying seven touchdowns. Split end Stanley Flanders was on the receiving end of four TD passes and flanker Robert Williams caught two. Fullback Dominique Ross rolled up 114 yards rushing, his eighth 100-plus yard game in nine outings. The kicking game and a fumble led to all of Delta State's points. A botched VSU PAT attempt was returned for two points, and a Blazer punt was blocked out of the end zone for a safety. The fumble came at the VSU 20 and led to the Statesmen's only touchdown. Defensive end Andre Hampton sacked DSU quarterbacks three times, giving him 10 on the year and a school record-tying 34 in his outstanding career. The Statesmen managed only 96 yards passing and were intercepted twice.

Delta State 0 2 0 8 -- 10
Valdosta State 27 16 14 0 -- 57

VSU -- Stanley Flanders 7 pass from Chris Hatcher (Vernon Loree kick) 11:20 1st

VSU -- Flanders 80 pass from Hatcher (Loree kick) 6:46 1st

VSU -- Reginald Walker 6 pass from Hatcher (Loree kick) 2:57 1st

VSU -- Flanders 27 pass from Hatcher (kick failed) :53 1st

VSU -- Robert Williams 33 pass from Hatcher (Loree kick) 11:03 2nd

VSU -- Billy Poole 1 run (kick failed) 6:09 2nd

DSU -- Eric Weber PAT return 6:09 2nd

VSU -- Loree 37 field goal :00 2nd

VSU -- Williams 15 pass from Hatcher (Loree kick) 11:57 3rd

VSU -- Flanders 18 pass from Hatcher (Loree kick) 6:04 3rd

DSU -- Tony Smith 1 run (pass failed) 13:36 4th

DSU -- Safety -- Punt blocked out of end zone 1:30 4th

STATISTICS

	VSU	DSU
First Downs	27	17
Yds Rushing	104	173
Yds Passing	457	96
Passes	36-50-0	11-25-2
Punts	1-minus 4	4-41.5
Penalties	10-102	11-111
Fumbles/Lost	1-1	2-1
Possession	26:32	33:28

STAT LEADERS

Rushing: Ross (VSU) 14-114, 0 TDs
Williams (DSU) 19-86, 0 TDs
Passing: Hatcher (VSU) 29-35-0, 407, 7 TDs
Crowe (DSU) 7-12-1, 62, 0 TDs
Receiving: Flanders (VSU) 8-183, 4 TDs
Stubbs (DSU) 4-29, 0 TDs
Tackles: Braddock (VSU) 7 (5 solo)
Williams (DSU) 10 (8 solo)

NORTH ALABAMA 38 VALDOSTA STATE 21

Nov. 5, 1994 6 pm CST
Braly Municipal Stadium, Florence, AL
Att: 9113 CONDITIONS: 68 degrees,
Wind SW at 10 mph, Rain

Poor field position, a shaky kicking game and an opportunistic North Alabama defense were the three major factors in the Lions' impressive 38-21 victory over Valdosta State in the much-touted battle between the nation's top-ranked Division II teams. A fast-moving weather system which dumped more than three inches of rain on the northwest Alabama area before and during the game further compounded the Blazer problems. The longest touchdown drive North Alabama had to make was 39 yards as either short VSU punts or Lion pass interceptions or fumble recoveries turned field position solidly in UNA's favor. For the second straight year Blazer quarterback Chris Hatcher was victimized by the interception bug, throwing four picks, three of which led to Lion touchdowns. The "Purple Swarm" North Alabama defenders held VSU's potent pass offense to 222 total yards, 89 of which came on the Blazers' last drive of the game. North Alabama, usually a dominant rushing team, took advantage of VSU's aggressive defense against the run, completing 8 of 12 passes for 152 yards. UNA also managed 221 yards on the ground, but it was the Lion defense which dominated the game. Hatcher was

sacked three times and harassed most of the night, forcing 19 errant tosses along with the four interceptions. He still tossed three touchdown passes, but only his first, a 9-yarder to Robert Williams which tied the game at 7 in the first quarter, was meaningful. The good news was the loss would not keep Valdosta State from making its first ever playoff appearance. The Blazers excellent work in their previous nine games had taken care of that.

Valdosta State 7 0 0 14 -- 21
North Alabama 10 7 14 7 -- 38

UNA -- Cody Gross 26 run (Jamie Stoddard kick) 12:09 1st

VSU -- Robert Williams 9 pass from Chris Hatcher (Vernon Loree kick) 6:57 1st

UNA -- Stoddard 38 field goal :00 1st

UNA -- Jarius Hayes 22 run (Stoddard kick) 8:15 2nd

UNA -- Kenyatta Jones 3 run (Stoddard kick) 9:58 3rd

UNA -- Michael Edwards 28 pass from Cale Manley (Stoddard kick) 3:45 3rd

VSU -- Williams 3 pass from Hatcher (kick failed) 14:18 4th

UNA -- A.J. Lamar 7 run (Stoddard kick) 7:34 4th

VSU -- Dominique Ross 19 pass from Hatcher (Reggie Walker pass from Hatcher) 2:49 4th

STATISTICS

	VSU	UNA
First Downs	18	18
Yds Rushing	69	221
Yds Passing	222	152
Passes	27-46-4	8-12-0
Punts	2-44.5	2-35.5
Penalties	5-55	5-45
Fumbles/Lost	3-2	4-3
Possession	27:54	32:06

STAT LEADERS

Rushing: Ross (VSU) 18-73, 0 TDs
Lamar (UNA) 8-55, 1 TD
Passing: Hatcher (VSU) 27-46-4, 222, 3 TDs
Gross (UNA) 6-8-0, 128, 0 TDs
Receiving: Williams (VSU) 8-76, 2 TDs
Edwards (UNA) 6-135, 1 TD
Tackles: Harvey (VSU) 11 (8 solo)
Sanders (UNA) 11 (9 solo)

VALDOSTA STATE 49 HENDERSON STATE 7

Nov. 12, 1994 7 pm EST
Cleveland Field, Valdosta, GA
Att: 5376 CONDITIONS: 61 degrees,
Wind NE at 13 mph, Overcast

Taking no chances with a playoff bid which was 99 percent in the bag, Valdosta State turned in a solid offensive and defensive performance to bury outmanned and travel weary Henderson State, 49-7, to finish the regular season with a spotless 7-0 record at home. Chris Hatcher was back to his usual effectiveness, completing 34 of 40 passes for 368 yards and six touchdowns, including two to Stanley Flanders which gave the elusive split end a school record 19 scoring receptions on the season. The Blazers put 21 points on the board in the first quarter, led 28-0 at intermission and carried a 35-0

1994 IN REVIEW - THE PLAYOFFS

The Playoffs

cushion into the final frame. Only a blocked punt return for a touchdown cost the VSU defense its third shutout of the year. Dominique Ross rushed for a season low 55 yards but did set the school's all-time rushing record. Ross was a reliable receiver, however, catching six passes for 34 yards and two touchdowns. But tight end Steve Greer was Hatcher's favorite target on this night, catching a career high 14 passes for 163 yards and one touchdown. Greer and Robert Williams, who had one TD catch, headed into the playoffs with a team-leading 71 catches each.

Henderson State	0	0	0	7	--	7
Valdosta State	21	7	14	7	--	49

- VSU -- Stanley Flanders 7 pass from Chris Hatcher (Vernon Loree kick) 11:24 1st
- VSU -- Steve Greer 3 pass from Hatcher (Loree kick) 6:38 1st
- VSU -- Dominique Ross 6 pass from Hatcher (Loree kick) 3:54 1st
- VSU -- Flanders 27 pass from Hatcher (Loree kick) :26 2nd
- VSU -- Ross 1 run (Loree kick) 10:14 3rd
- VSU -- Ross 7 pass from Hatcher (Loree kick) 1:22 3rd
- VSU -- Robert Williams 9 pass from Hatcher (Loree kick) 14:55 4th
- HSU -- Shane Spina 31 blocked punt return (Craig Moses kick) 10:20 4th

STATISTICS

	VSU	HSU
First Downs	24	10
Yds Rushing	55	96
Yds Passing	428	61
Passes	39-52-0	7-20-1
Punts	3-21.3	7-35.3
Penalties	6-72	4-40
Fumbles/Lost	2-1	3-3
Possession	31:44	28:16

STAT LEADERS

- Rushing: **Ross (VSU) 17-55, 1 TD**
Nelson (HSU) 20-77, 0 TDs
- Passing: **Hatcher (VSU) 34-40-0, 368, 6 TDs**
Cooley (HSU) 7-20-1, 61, 0 TDs
- Receiving: **Greer (VSU) 14-163, 1 TD**
Lynch (HSU) 2-24, 0 TDs
- Tackles: **Mitchell (VSU) 14 (5 solo)**
Thomas (HSU) 12 (6 solo)



VALDOSTA STATE 14 ALBANY STATE 7

Nov. 19, 1994 1 pm EST
Cleveland Field, Valdosta, GA
Att: 10,948 CONDITIONS: 73 degrees,
Wind NE at 14 mph, Sunny

Valdosta State's first venture into the 16-team national playoffs turned into a heart-stopping thriller between two neighboring state schools from different conferences. The Blazers, runnerup in the Gulf South Conference, and Albany State, champions of the Southern Intercollegiate Athletic Conference, were paired in the first round, meeting for only the second time in VSU's 13-year football history. Valdosta State struck first, scoring on its second possession by driving 66 yards in 14 plays. Chris Hatcher completed seven passes for 75 yards (the Blazers overcame a penalty and sack) in the drive, hitting Robert Williams from 15 yards out for the score. The Golden Rams drove 67 yards on the next possession, but the VSU defense prevented the tying touchdown by forcing a fumble which Mike Berry recovered at the Blazer one. Four possessions later, VSU struck from long range as Hatcher teamed with Williams again, this time on a pass play which covered 81 yards, and suddenly the Blazers had a 14-0 lead which they carried into halftime. Albany State rallied midway the third quarter when fullback Edward Hobbs exploded up the middle and raced 80 yards to cut the Blazer lead in half. A 37-yard punt return put the Rams back in business at the VSU 39 two minutes later. ASC drove to the 9 before Andre Hampton halted the drive with school record 35th career sack. The Blazer defense was tested again early in the final period when the Rams returned a block punt to the VSU 11. Hampton came to the rescue again, getting his 36th sack and forcing a 30-yard field goal try which sailed wide left. The Blazers then went on a time-consuming 78-yard drive which was ended by an interception, but the Rams had fired their last bullet and Valdosta State advanced to the quarterfinal round.

Albany State	0	0	7	0	--	7
Valdosta State	7	7	0	0	--	14

- VSU -- Robert Williams 15 pass from Chris Hatcher (Vernon Loree kick) 1:08 1st
- VSU -- Williams 81 pass from Hatcher (Loree kick) 4:54 2nd
- ASC -- Edwards Hobbs 80 run (James Roberts kick) 6:45 3rd

STATISTICS

	VSU	ASC
First Downs	17	12
Yds Rushing	56	165
Yds Passing	291	144
Passes	21-41-1	10-18-0
Punts	6-34.2	3-35.7
Penalties	7-72	7-55
Fumbles/Lost	1-0	4-3
Possession	34:40	25:20

STAT LEADERS

- Rushing: **Ross (VSU) 24-59, 0 TDs**
Hobbs (ASC) 8-105, 1 TD
- Passing: **Hatcher (VSU) 21-41-1, 291, 2 TDs**
Cooper (ASC) 10-18-0, 144, 0 TDs
- Receiving: **Williams (VSU) 8-176, 2 TDs**
Leroy (ASC) 2-50, 0 TDs
- Tackles: **Harvey (VSU) 10 (3 solo)**
Parker (ASC) 18 (10 solo)

NORTH ALABAMA 27 VALDOSTA STATE 24 (double overtime)

Nov. 26, 1994 1 pm CST
Bray Stadium, Florence AL
Att: 7039 CONDITIONS: 50 degrees,
Wind NE at 5 mph, Overcast with drizzle

Three weeks after suffering its only defeat of the season, Valdosta State returned to North Alabama to face the defending national champions in the quarterfinal round of the playoffs. The methodical Lions, which had piled up 373 yards of offense in their regular season win over the Blazers, put their ground game to work in the first quarter, breaking runs of 18 and 56 yards en route to an 86-yard scoring drive for a 7-0 lead. VSU, employing a conservative, ground-oriented attack of its own, countered with a 13-play, 56-yard drive which culminated in a 36-yard Vernon Loree field goal early in period two. North Alabama stretched the lead two possessions later, driving 83 yards in eight plays to score 1:14 before intermission. The Lions regained their two-touchdown advantage, kicking a 29-yard field goal late in the third quarter. But the Blazers came roaring back in the final stanza. Chris Hatcher drove his club 77 yards in 11 plays, completing seven passes, including a 21-yard scoring toss to Stanley Flanders to cut the UNA lead to 17-10. North Alabama coughed up the ensuing kickoff and Valdosta State pounced on it at the Lion 40. Seven plays later (six on the ground), the Blazers were back in the North Alabama end zone when Hatcher hit Robert Williams from four yards out. Loree's PAT knotted it at 17 with 9:23 left in regulation. The Lions drove to the VSU 15 in the final minute, but the Blazer defense forced a fumble which Mike Berry recovered to force the first overtime in either school's history. In the first extra session, North Alabama converted a first down and drove the 25 yards in six plays to take a 24-17 lead. The Blazers answered immediately as Hatcher hit Williams on the first play for a 25-yard TD, and Loree forced a second overtime with his PAT. VSU had the ball first in the second OT, but could not move and Loree's 40-yard field goal attempt was blocked. The Lions capitalized again on their possession, driving to the Blazer one where a 17-yard field goal ended VSU's best season ever.

Valdosta State	0	3	0	14	7	0	--	24
North Alabama	7	7	3	0	7	3	--	27

- UNA -- Cody Gross 3 run (Jamie Stoddard kick) 2:17 1st
- VSU -- Vernon Loree 36 field goal 11:41 2nd
- UNA -- Gross 1 run (Stoddard kick) 1:14 2nd
- UNA -- Stoddard 29 field goal 1:15 3rd

1994 IN REVIEW

VSU -- Stanley Flanders 21 pass from Chris Hatcher (Loree kick) 12:02 4th
 VSU -- Robert Williams 4 pass from Hatcher (Loree kick) 9:23 4th
 UNA -- Kenyatta Jones 6 run (Stoddard kick) 1st overtime
 VSU -- Williams 25 pass from Hatcher (Loree kick) 1st overtime
 UNA -- Stoddard 17 field goal 2nd overtime

STATISTICS



First Downs	VSU 14	UNA 18
Yds Rushing	107	327
Yds Passing	194	12
Passes	25-37-0	2-7-0
Punts	7-36.1	5-34.8
Penalties	7-64	2-10
Fumbles/Lost	3-0	4-3
Possession	31:27	28:33

STAT LEADERS

Rushing: Ross (VSU) 20-62, 0 TDs
 Jones (UNA) 18-131, 1 TD
 Passing: Hatcher (VSU) 25-37-0, 3 TDs
 Gross (UNA) 2-6-0, 0 TDs
 Receiving: Williams (VSU) 7-62, 2 TDs
 Edwards (UNA) 1-11, 0 TDs
 Tackles: Branch (VSU) 13 (10 solo)
 Humphrey (UNA) 15 (12 solo)

VSU'S BEST EVER FOOTBALL SEASON


A Look Back...1994 in Pictures



HARLON HILL TROPHY

**NCAA DIVISION II
COLLEGE FOOTBALL
PLAYER OF THE YEAR**

Chris Hatcher



1994 STATISTICS

VSU FOOTBALL

1994 Final Statistics

Record: 11-2, Home: 8-0, Away: 3-2
 GSC: 6-1, NCAA I: 1-0
 NCAA II: 9-2, NCAA III: 1-0

Schedule/Attendance

36 Knoxville 0 (5117)
 31 at Central Florida 14 (22,518)
 58 Fort Valley State 6 (6097)
 63 Clark Atlanta 6 (5763)
 63 at Livingston 0* (4034)
 38 New Haven 7 (9368)
 49 West Georgia 33* (10,214)
 24 at Mississippi College 7* (5719)
 57 Delta State 10* (6329)
 21 at North Alabama 38* (9113)
 49 Henderson State 7* (5376)
 14 Albany State 7# (10,948)
 24 at North Alabama 27# (2 ot) (7039)

* Gulf South Conference games
 # Division II Playoffs

Team Statistics

	VSU	Opp
First Downs	301	207
Rushing	88	94
Passing	190	82
Penalty	23	31
Rushing Attempts	370	505
Yards Gained	1931	2148
Yards Lost	325	589
Net Yards	1606	1559
Yards Per Rush	4.3	3.1
Avg. Per Game	123.5	119.9
Passing Attempts	594	308
Completions	409	148
Interceptions	14	14
Completion Pct.	.689	.481
Net Yards	4389	1924
Yds Per Attempt	7.4	6.3
Yds Per Completion	10.7	13.0
Avg. Per Game	337.6	148.0
Total Plays	964	813
Plays Per Game	74.2	62.5
Net Yards	5995	3483
Yds Per Play	6.2	4.3
Avg. Per Game	461.2	267.9
Punts/Yards	36/1293	73/2496
Avg. Per Punt	35.9	34.2
Punts Per Game	2.8	5.6
Punt Returns/Yards	15/175	24/223
Avg. Per Return	11.7	9.3
Returns Per Game	1.2	1.9
Kickoff Returns/Yards	28/608	64/1026
Avg. Per Return	21.7	16.0
Returns Per Game	2.2	4.9
Int. Returns/Yards	14/222	14/67
Avg. Per Return	15.9	4.8
Returns Per Game	1.1	1.1
Fumbles/Lost	24/10	35/24
Penalties/Yards	130/1160	85/793
Yds Per Penalty	8.9	9.3
Penalties Per Game	10.0	6.5
Yds Per Game	89.2	61.0
Touchdowns	73	22
Rushing	15	12
Passing	55	8
Other	3	2
Extra Points	68	16
Kicks	67	15
Run/Pass	1	1
Defensive	0	1
Field Goals	6/10	3/7
Safeties	1	1
Total Points	527	162
Avg. Per Game	40.5	12.5

Rushing

	G/GS	Att	Gain	Loss	Net	Avg.	TD
Dominique Ross	13/13	256	1526	53	1473	5.8	13
Billy Poole	13/0	53	321	11	310	5.9	2
Reggie Walker	13/12	11	50	2	48	4.4	0
Trevor Lansford	2/0	3	10	0	10	3.3	0
Mike Davis	4/0	1	5	0	5	5.0	0
Keith Braddock	13/2	1	0	3	-3	-3.0	0
Angelo Williams	13/2	1	0	4	-4	-4.0	0
David Ashby	13/0	1	0	10	-10	-10.0	0
Matt Mumme	5/0	4	0	33	-33	-8.3	0
Jamie DeLoach	6/0	9	0	61	-61	-6.8	0
Chris Hatcher	13/13	29	19	140	-121	-4.2	0
TOTALS	13	370	1931	325	1606	4.3	15
OPPONENTS	13	505	2148	589	1559	3.1	12

Passing

	Att	Comp	Int	Pct.	Yds	TDs
Chris Hatcher	508	367	10	.722	4076	55
Jamie DeLoach	57	25	3	.439	199	0
Matt Mumme	29	17	1	.586	114	0
TOTALS	594	409	14	.689	4389	55
OPPONENTS	308	148	14	.481	1924	8

Receiving

	G/GS	NO.	Yds	Avg	PC	CPG	TDs
Robert Williams	13/13	86	1187	13.8	6.6	21	
Steve Greer	13/13	81	829	10.2	6.2	7	
Stanley Flanders	13/10	70	1083	15.5	5.4	20	
Dominique Ross	13/13	64	492	7.7	4.9	3	
Reggie Walker	13/12	26	203	7.8	2.2	2	
Angelo Williams	13/2	25	130	5.2	2.3	1	
Billy Poole	13/0	21	177	8.4	1.6	0	
Tirrell Andrews	5/0	9	101	11.2	1.8	0	
Billy White	2/0	5	23	4.6	2.5	0	
Corey Weed	4/0	5	32	6.4	1.3	0	
Lardell Brinson	4/0	4	27	6.8	1.0	0	
Jimmy King	2/0	4	22	5.5	2.0	1	
Jonathan Harris	4/0	3	30	10.0	.8	0	
Mike Davis	4/0	3	40	13.3	.8	0	
Trevor Lansford	2/0	2	5	2.5	1.0	0	
Gilbert Grantlin	1/0	1	8	8.0	1.0	0	
TOTALS	13	409	4389	10.7	31.5	55	
OPPONENTS	13	148	1924	13.0	11.4	8	

Punting

	No.	Yds	Avg.	Inside 20	Blk'd	Long
David Ashby	32	1293	40.4	7	0	64
Team	4	0	0.0	0	4	0
TOTALS	36	1293	35.9	7	4	64
OPPONENTS	73	2496	34.2	9	1	63

Punt Returns

	No.	Yds	Avg.	TDs	Long
Stanley Flanders	13	158	12.2	1	59
Angelo Williams	2	17	8.5	0	10
TOTALS	15	175	11.7	1	59
OPPONENTS	24	223	9.3	1	54

Kickoff Returns

	No.	Yds	Avg.	TDs	Long
Billy Poole	12	284	23.7	1	99
Stanley Flanders	8	179	22.4	0	49
Angelo Williams	5	93	18.6	0	26
Reggie Walker	1	14	14.0	0	14
Lardell Brinson	1	17	17.0	0	17
Tirrell Andrews	1	21	21.0	0	21
TOTALS	28	608	21.7	1	99
OPPONENTS	64	1026	16.0	1	87

Interception Returns

	No.	Yds	Avg.	TDs	Long
Tony Hill	2	33	16.5	0	33
Marcus Johnson	2	18	9.0	0	18
Keith Braddock	1	0	0.0	0	0
Jason Jelks	1	27	27.0	0	27
Archie Lewis	1	0	0.0	0	0
Terry Smith	1	19	19.0	0	19
Edward Mitchell	1	23	23.0	0	23
Erasmus Harvey	1	43	43.0	0	43
Darrell Mydell	1	30	30.0	0	30
Ryan Branch	1	0	0.0	0	0
James Sirmans	1	1	1.0	0	0
Andre Hampton	1	28	28.0	0	28
TOTALS	14	222	15.9	0	43
OPPONENTS	14	67	4.8	0	7

Defense

	UT	AT	Total	Loss	FR	Int	Bup	Sack
Edward Mitchell	55	44	99	8	0	1	3	1
Erasmus Harvey	54	40	94	8	4	1	2	1
Ryan Branch	52	42	94	9	2	1	4	0
Andre Hampton	37	15	52	12	1	1	0	12
Tony Hill	21	23	44	0	0	2	7	0
Mike Bery	25	19	44	8	2	0	1	2
Marcus Johnson	25	18	43	1	3	2	4	0
Keith Braddock	30	9	39	0	1	1	1	0
Walt Foy	26	11	37	0	0	0	0	0
Andre Randle	23	11	34	5	0	0	0	2
John Hinson	15	18	33	4	0	0	1	0
Matt Fiorelli	16	14	30	4	1	0	1	3
Tommy Johnson	22	8	30	4	0	0	1	8
Shay Williams	13	14	27	6	0	0	1	8
Cornelius Seymour	14	12	26	1	0	0	1	0
Brad Trout	19	6	25	0	1	0	3	0
Darrell Mydell	14	7	21	0	0	1	2	0
Jason Jelks	12	6	18	0	2	1	4	0
Emanuel Johnson	8	8	16	1	0	0	0	2
James Sirmans	10	4	14	0	1	1	0	0
Archie Lewis	9	3	12	1	0	1	1	0
Terry Smith	6	5	11	0	0	1	0	0
James Lockhart	5	5	10	0	0	0	0	0
Tavaris Smith	4	4	8	0	0	0	0	0
Jarmal Stevens	1	4	5	0	1	0	0	0
Mike Gibson	1	3	4	1	1	0	1	0
Others	9	6	15	0	0	0	0	1
TOTALS	526	359	885	72	24	14	36	42
OPPONENTS	568	361	929	53	10	14	50	21

Scoring

	TDs	PAT	2-PT	DEF	FG	S	TP
Robert Williams	21	0	0	0	0	0	126
Stanley Flanders	21	0	0	0	0	0	126
Dominique Ross	16	0	0	0	0	0	96
Vernon Lorie	0	67	0	0	6	0	85
Steve Greer	7	0	0	0	0	0	42
Billy Poole	3	0	0	0	0	0	18
Reggie Walker	2	0	1	0	0	0	14
Edward Mitchell	1	0	0	0	0	0	6
Angelo Williams	1	0	0	0	0	0	6
Jimmy King	1	0	0	0	0	0	6
TOTALS	73	67	1	0	6	1	527
OPPONENTS	22	15	1	1	3	1	162

Total Offense

	Rushing	TDs	Passing	TDs	Total	TDs
	Yds		Yds	Yds	Yds	
Chris Hatcher	-121	0	4076	55	3955	55
Dominique Ross	1473	13	0	0	1473	13
Billy Poole	310	2	0	0	310	2
Jamie DeLoach	-61	0	199	0	138	0
Matt Mumme	-33	0	114	0	81	0
Reggie Walker	48	0	0	0	48	0
Trevor Lansford	10	0	0	0	10	0
Mike Davis	5	0	0	0	5	0
Others	-25	0	0	0	-25	0
TOTALS	1606	15	4389	55	5995	70
OPPONENTS	1559	12	1924	8	3483	20

Score by Quarters

	1	2	3	4	TP
Valdosta State	152	166	115	87	527
Opponents	37	50	31	34	162

Third Down Conversions: VSU 84-180, .467 OPP 45-167, .270
 Time of Possession: VSU 6:22.22 OPP 6:37.38
 Takeaway-Giveaway: 38-24 (VSU plus 14)

RECORDS

General Info

Attendance Records

Year	Home Games	Total Att.	Avg. Att.
1994	8	59,212	7402
1993	6	35,559	5927
1992	4	16,064	4016
1991	7	32,762	4680
1990	4	20,330	5083
1989	4	18,286	4571
1988	5	20,500	4100
1987	5	27,000	5400
1986	5	25,000	5000
1985	6	37,100	6183
1984	5	25,468	5094
1983	6	28,500	4750
1982	5	36,800	7360

Top 5 Home Crowds

Att.	Opponent(Score)	Date
1. 10,948	Albany State (VSU, 14-7)	11/19/94
2. 10,214	West Georgia (VSU, 49-33)	10/15/94
3. 10,100	Fort Valley State (FVSC, 17-3)	9/14/85
4. 9,368	New Haven (VSU, 38-7)	10/8/94
5. 9,500	Central Florida (VSC, 13-7)	10/2/82

VSU vs. All Opponents

Opponent	W	L	T
Albany State	2	0	0
American Int'l	1	0	0
Bishop	1	0	0
Central Florida	3	5	0
Clark Atlanta	3	0	0
Delta State	6	6	1
East Tenn. State	0	1	0
Fort Valley State	7	1	0
Georgia Southern	1	5	1
Henderson State	2	0	0
Jacksonville State	3	8	0
Kentucky State	3	0	0
Lees-McRae	1	0	0
Mississippi College	4	8	1
Mount Senario	1	0	0
North Alabama	4	9	1
Savannah State	4	0	0
Tarleton State	1	0	0
Troy State	4	7	0
UT Martin	6	1	0
West Alabama	12	1	0
West Georgia	10	2	0
TOTALS	81	54	4

VSU All-Americans

- 1982 -- Mark Catano, offensive tackle
- 1984 -- Lenny Parker, linebacker; Keith Moore, kicker
- 1986 -- Jessie Tuggle, linebacker
- 1988 -- Robert Morris, defensive line; Jimmy Brookins, linebacker (2nd); Mikeal Lovejoy, safety (2nd); Randy Fisher, flanker (HM)
- 1989 -- Randy Fisher, flanker
- 1990 -- Deon Searcy, free safety; Jack McTyre, kicker
- 1991 -- Antonio Edwards, defensive end*
Chris Dupree (HM)
- 1993 -- Chris Hatcher, quarterback
- 1994 -- Chris Hatcher, quarterback

*defensive lineman of the year

Year, Record, Coach & Captains



BERRYMAN



GOODMAN



CAVAN

- 1982 5-5-1 **Jim Goodman**
James Owens, QB; David Gilyard, LB
- 1983 5-6-0 **Jim Goodman**
Mark Catano, OT; Cliff Fouty, LB
- 1984 5-6-0 **Jim Goodman**
Lenny Parker, LB; Elson Bolar, LB
- 1985 5-6-0 **Jim Berryman**
Jimmy Francis, FS; Jay Walls, DT
- 1986 9-2-0 **Mike Cavan**
Jessie Tuggle, LB; R.D. Swain, OG; Dallis Smith, CB; Dennis Smith, CB
- 1987 6-4-0 **Mike Cavan**
Jimmy Brookins, LB; Scott Mowry, LB; Bryan Banks, OT; John Norris, OT
- 1988 6-3-1 **Mike Cavan**
Jimmy Brookins, LB; Scott Mowry, LB; Eric Clark, FB
- 1989 5-5-0 **Mike Cavan**
Randy Fisher, WR; Maurice Jordan, DT
- 1990 5-5-0 **Mike Cavan**
Tye Cottle, QB; Deon Searcy, FS
- 1991 6-3-1 **Mike Cavan**
Will O'Steen, C; Chris Dupree, SS
- 1992 5-4-1 **Hal Mumme**
Chris Hatcher, QB; Calvin Walker, WR; Antonio Edwards, DE; Chris Dupree, SS
- 1993 8-3-0 **Hal Mumme**
Chris Hatcher, QB; Calvin Walker, WR; Andre Hampton, DE; Tony Hill, SS
- 1994 11-2-0 **Hal Mumme**
Chris Hatcher, QB; Dominique Ross, FB; Andre Hampton, DE; Tony Hill, SS

VSU Team Award Winners

Best Offensive Lineman

- 1982 -- Mark Catano, tackle
- 1983 -- Mark Catano, tackle
- 1984 -- Chuck Dunmon, guard
- 1985 -- R.D. Swain, guard
- 1986 -- R.D. Swain, guard
- 1987 -- Bryan Banks, tackle
- 1988 -- Buddy Phillips, tackle
- 1989 -- Keith Jones, tight end
- 1990 -- Will O'Steen, center
- 1991 -- Will O'Steen, center
- 1992 -- Richard Popkin, tackle
- 1993 -- Shawn Bostick, center
- 1994 -- Tommy Clark, center

Best Defensive Lineman

- 1982 -- Cliff Fouty, linebacker
- 1983 -- Lenny Parker, linebacker
- 1984 -- Lenny Parker, linebacker
- 1985 -- Jessie Tuggle, linebacker
- 1986 -- James Gibson, tackle
- 1987 -- Scott Mowry, linebacker
- 1988 -- Maurice Jordan, tackle
- 1989 -- Maurice Jordan, tackle
- 1990 -- Antonio Edwards, end
- 1991 -- Antonio Edwards, end
- 1992 -- Marcus Walker, tackle
- 1993 -- Andre Hampton, end
- 1994 -- Andre Hampton, end

Best Offensive Back

- 1982 -- James Owens, quarterback
- 1983 -- Henry Chubb, fullback
- 1984 -- Max Vickers, fullback
- 1985 -- Donnie Harrell, tailback
- 1986 -- Mark Dace, quarterback
- 1987 -- Randy Fisher, flanker
- 1988 -- Tye Cottle, quarterback
- 1989 -- Ramon Allen, tailback
- 1990 -- Marcus Copeland, fullback
- 1991 -- Blake Duncan, fullback
- 1992 -- Chris Hatcher, quarterback
- 1993 -- Dominique Ross, fullback
- 1994 -- Dominique Ross, fullback

Best Defensive Back

- 1982 -- Jimmy Francis, cornerback
- 1983 -- Timmy Massey, safety
- 1984 -- Timmy Massey, safety
- 1985 -- Jimmy Francis, safety
- 1986 -- Dallis Smith, cornerback
- 1987 -- Calvin Orr, cornerback
- 1988 -- Mikeal Lovejoy, safety
- 1989 -- Calvin Orr, cornerback
- 1990 -- Deon Searcy, safety
- 1991 -- Chris Dupree, safety
- 1992 -- Chris Dupree, safety
- 1993 -- Tony Hill, safety
- 1994 -- Marcus Johnson, safety

Scholastic Award

- 1982 -- James Owens, quarterback
- 1983 -- Geoff Walters, quarterback
- 1984 -- Geoff Walters, tight end
- 1985 -- Bert Gelis, offensive guard
- 1986 -- Bill Wilhelm, offensive guard
- 1987 -- Bryan Banks, offensive tackle
- 1988 -- Darrien Teals, wide receiver
- 1989 -- Reginald Davis, flanker
- 1990 -- Don Kelly, kicker
- 1991 -- Don Kelly, kicker
- 1992 -- Marcus Johnson, free safety
- 1993 -- John Hinson, DL; Marcus Johnson, FS
- 1994 -- John Hinson, DL

Scout Team Players of the Year

- 1986 -- Offense: Steve Marrs, quarterback; Defense: Clint Bennett, linebacker
- 1987 -- Offense: Carlos Marshall, flanker; Defense: Jeff Wooden, linebacker
- 1988 -- Offense: Jay Jernigan, quarterback; Defense: Fran Delaney, linebacker
- 1989 -- Offense: Todd McCutcheon, quarterback; Defense: Don Hart, tackle
- 1990 -- Offense: Trey Green, center; Defense: John Kaperak, end
- 1991 -- Offense: James Hubbard, tackle; Defense: Billy McCullough, safety

VSU All-Gulf South Conference Players

- 1982 -- Carl Armstrong, WR
Mark Catano, OT (2nd)
Cliff Fouty, LB (2nd)
Jimmy Francis, CB (2nd)
James Owens, QB (2nd)
- 1983 -- Lenny Parker, LB
Mark Catano, OT
Cliff Fouty, LB (2nd)
Dallis Smith, CB (2nd)
- 1984 -- Lenny Parker, LB
Dallis Smith, CB (2nd)
Jessie Tuggle, DE (2nd)
Timmy Massey, SS (2nd)
Chuck Dunmon, OG (2nd)
- 1985 -- Jessie Tuggle, LB
Dallis Smith, CB
Terry Mallory, P
Freddie Thomas, LB (2nd)
Jimmy Francis, FS (2nd)
Mark Dace, QB (2nd)
R.D. Swain, OG (2nd)
Darrien Teals, WR (2nd)
- 1986 -- Jessie Tuggle, LB*
Dallis Smith, CB
Randy Fisher, WR#
Terry Mallory, P
R.D. Swain, OG (2nd)
James Gibson, DT (2nd)
Keith Reddings, DE (2nd)
- 1987 -- Randy Fisher, WR
Jimmy Brookins, LB (2nd)
- 1988 -- Randy Fisher, WR
Jimmy Brookins, LB
Buddy Phillips, OT
Robert Morris, DT (2nd)
- 1989 -- Randy Fisher, WR
Keith Jones, TE
Robert Morris, DE
Ramon Allen, RB (2nd)
Shaun Utley, LB (2nd)
Randy Williams, C (2nd)
- 1990 -- Antonio Edwards, DE
Jack McTyre, K
Dexter Holiday, WR (2nd)
- 1991 -- Antonio Edwards, DE
Chris Dupree, SS
Don Kelly, K
Will O'Steen, C
Marcus Walker, DL (2nd)
Dexter Holiday, WR (2nd)
Scott Long, TE (2nd)
- 1992 -- Antonio Edwards, DE*
Chris Dupree, SS
Calvin Walker, WR
York Kurinsky, OT
Chris Hatcher, QB (2nd)
Matt Moore, OG (2nd)
Andre Hampton, DE (2nd)
Erasmus Harvey, LB (2nd)
- 1993 -- Chris Hatcher, QB
Calvin Walker, WR
York Kurinsky, OL
Andre Hampton, DE
Erasmus Harvey, LB
Tony Hill, SS
Stanley Flanders, RS (2nd)
- 1994 -- Chris Hatcher, QB+
Dominique Ross, FB
Robert Williams, WR
Stanley Flanders, WR
Matt Moore, OG
Andre Hampton, DE
Marcus Johnson, FS
Erasmus Harvey, LB (2nd)
Shay Williams, DE (2nd)
Edward Mitchell, LB (2nd)

+ -- offensive player of the year
* -- defensive player of the year
-- freshman of the year

Special Teams Player of the Year

- 1993 -- Keith Braddock
- 1994 -- James Sirmans

Rookie of the Year

- 1986 -- Randy Fisher, flanker
- 1987 -- Tye Cottle, quarterback
- 1988 -- Ramon Allen, tailback
- 1989 -- Marcus Walker, defensive tackle; Antonio Edwards, defensive end
- 1990 -- Gary Thornton, wide receiver
- 1991 -- Chris Hatcher, quarterback
- 1992 -- Sean Pender, wide receiver
- 1993 -- Ryan Branch, linebacker
- 1994 -- Archie Lewis, cornerback

Coaches Award

- 1988 -- Randy Williams, center
- 1989 -- Randy Williams, center; Shaun Utley, linebacker
- 1990 -- Tye Cottle, quarterback; Michael Parker, offensive tackle
- 1991 -- Scott Long, tight end
- 1992 -- Harold McClain, defensive tackle
- 1993 -- Chuck Stamey, offensive tackle
- 1994 -- Erasmus Harvey, linebacker

Hugh C. Bailey Player of the Year

- 1982 -- Carl Armstrong, wide receiver
- 1983 -- Kelvin Sheppard, wide receiver; Tracy Soles, tailback
- 1984 -- Lenny Parker, linebacker
- 1985 -- Jessie Tuggle, linebacker
- 1986 -- Jessie Tuggle, linebacker
- 1987 -- Jimmy Brookins, linebacker
- 1988 -- Jimmy Brookins, linebacker
- 1989 -- Randy Fisher, wide receiver
- 1990 -- Jack McTyre, kicker
- 1991 -- Antonio Edwards, defensive end; Chris Hatcher, quarterback
- 1992 -- Calvin Walker, split end
- 1993 -- Chris Hatcher, quarterback
- 1994 -- Chris Hatcher, quarterback

RECORDS

Year by Year

1982 (5-5-1)

VSC		Opp
13	Mississippi College	28
24	Troy State	21
27	Georgia Southern	27
13	Central Florida	7
0	Delta State	27
11	Jacksonville State	43
36	Albany State	13
7	North Alabama	53
48	Kentucky State	13
22	West Alabama	21
29	Georgia Southern	45
230		298

Coach: Jim Goodman
GSC Record: 2-4 (6th)

1984 (5-6-0)

VSC		Opp
49	Clark	0
28	Savannah State	7
38	UT-Martin	6
5	Jacksonville State	12
12	Troy State	27
17	West Alabama	16
20	West Georgia	13
8	Georgia Southern	38
3	Mississippi College	10
11	Delta State	17
24	North Alabama	35
215		181

Coach: Jim Goodman
GSC Record: 3-5 (6th)

1986 (9-2)

VSC		Opp
17	Fort Valley State	0
7	Central Florida	10
49	UT-Martin	24
29	Jacksonville State	25
10	Troy State	45
17	West Alabama	12
41	West Georgia	26
21	Savannah State	7
21	Mississippi College	10
31	Delta State	8
24	North Alabama	7
267		174

Coach: Mike Cavan
GSC Record: 7-1 (2nd)

1988 (6-3-1)

VSC		Opp
14	Fort Valley State	13
9	UT-Martin	13
21	Jacksonville State	21
21	Troy State	16
20	West Alabama	7
17	West Georgia	14
48	Central Florida	19
21	Mississippi College	31
28	Delta State	28
35	North Alabama	28
234		200

Coach: Mike Cavan
GSC Record: 4-3-1 (4th)

1990 (5-5)

VSC		Opp
10	Georgia Southern	17
28	UT Martin	14
18	Jacksonville State	17
22	Troy State	20
46	West Alabama	7
37	West Georgia	2
22	East Tennessee State	37
10	Mississippi College	17
11	Delta State	26
10	North Alabama	26
214		183

Coach: Mike Cavan
GSC Record: 5-3 (4th)

1992 (5-4-1)

VSC		Opp
13	Georgia Southern	24
24	Fort Valley State	17
6	Jacksonville State	20
10	Troy State	26
42	West Alabama	15
28	West Georgia	42
31	American International	21
28	Mississippi College	14
45	Delta State	7
24	North Alabama	24
251		210

Coach: Hal Mumme
GSC Record: 3-2-1 (2nd)

1983 (5-6-0)

VSC		Opp
13	Mississippi College	26
2	Troy State	13
14	Savannah State	10
0	Central Florida	20
16	Delta State	24
11	Jacksonville State	37
20	West Georgia	13
0	North Alabama	27
32	Kentucky State	20
29	West Alabama	14
34	Georgia Southern	29
171		233

Coach: Jim Goodman
GSC Record: 2-5 (8th)

1985 (5-6-0)

VSC		Opp
3	Fort Valley State	17
27	Kentucky State	0
31	UT-Martin	7
10	Jacksonville State	12
3	Troy State	10
5	West Alabama	10
49	West Georgia	12
19	Bishop	2
7	Mississippi College	28
39	Delta State	20
0	North Alabama	45
193		163

Coach: Jim Berryman
GSC Record: 3-5 (6th)

1987 (6-4)

VSC		Opp
21	Fort Valley State	14
9	West Alabama	9
24	UT-Martin	10
27	Jacksonville State	10
7	Troy State	44
49	West Georgia	14
35	Savannah State	16
12	Mississippi College	20
21	Delta State	24
16	North Alabama	17
231		178

Coach: Mike Cavan
GSC Record: 4-4 (4th)

1989 (5-5)

VSC		Opp
10	Georgia Southern	31
14	Central Florida	35
35	UT Martin	14
15	Jacksonville State	17
20	Troy State	14
17	West Alabama	6
34	West Georgia	16
3	Mississippi College	32
16	Delta State	24
24	North Alabama	21
188		210

Coach: Mike Cavan
GSC Record: 5-3 (3rd)

1991 (6-3-1)

VSC		Opp
0	Central Florida	12
7	Fort Valley State	0
3	Jacksonville State	24
14	Troy State	20
20	West Alabama	7
38	West Georgia	37
59	Lees-McRae	13
10	Mississippi College	10
34	Delta State	27
34	North Alabama	17
219		167

Coach: Mike Cavan
GSC Record: 4-1-1 (2nd)

1993 (8-3)

VSC		Opp
65	Mount Senario	0
30	Central Florida	35
49	Fort Valley State	24
41	Clark Atlanta	12
42	West Alabama	13
68	Tarleton State	10
16	West Georgia	23
42	Mississippi College	21
33	Delta State	8
21	North Alabama	31
42	Henderson State	20
449		197

Coach: Hal Mumme
GSC Record: 5-2 (2nd)

1994 (11-2)

VSC		Opp
36	Knoxville	0
31	Central Florida	14
58	Fort Valley State	6
63	Clark Atlanta	6
63	West Alabama	0
38	New Haven	7
49	West Georgia	33
24	Mississippi College	7
57	Delta State	10
21	North Alabama	38
49	Henderson State	7
14	Albany State	7
24	North Alabama	27
527		162

Coach: Hal Mumme
GSC Record: 6-1 (2nd)



Season Leaders

TOTAL OFFENSE

1982	QB James Owens, 2906
1983	QB Terry Mallory, 732
1984	QB Mark Dace, 680
1985	QB Mark Dace, 899
1986	QB Mark Dace, 1744
1987	QB Tye Cottle, 816
1988	QB Tye Cottle, 1969
1989	QB Tye Cottle, 1582
1990	QB Tye Cottle, 1182
1991	QB Chris Hatcher, 1044
1992	QB Chris Hatcher, 2493
1993	QB Chris Hatcher, 3532
1994	QB Chris Hatcher, 3955

PASSING

1982	James Owens, 169-339-2258
1983	Terry Mallory, 41-98-681
1984	Mark Dace, 42-106-662
1985	Mark Dace, 53-108-762
1986	Mark Dace, 104-186-1435
1987	Tye Cottle, 54-98-767
1988	Tye Cottle, 143-262-1960
1989	Tye Cottle, 131-235-1677
1990	Tye Cottle, 99-179-1189
1991	Chris Hatcher, 81-150-1088
1992	Chris Hatcher, 264-400-2548
1993	Chris Hatcher, 335-471-3651
1994	Chris Hatcher, 367-508-4076

SCORING

1982	WR Carl Armstrong, 48
	K Brad Bauer, 48
1983	RB Tracy Soles, 54
1984	K Keith Moore, 59
1985	K Keith Moore, 59
1986	WR Randy Fisher, 60
1987	K Rodney Fulk, 44
1988	K Jack McTyre, 58
1989	K Jack McTyre, 33
1990	RB Ramon Allen, 78
1991	K Don Kelly, 59
1992	FB Dominique Ross, 72
1993	FB Dominique Ross, 78
1994	WR Robert Williams, 126
	WR Stanley Flanders, 126

PUNT RETURNS

1982	Jimmy Francis, 30-199 (6.6)
1983	Derrick Harris, 24-155 (6.5)
1984	Derrick Harris, 18-198 (11.0)
1985	Jimmy Francis, 29-140 (4.8)
1986	Randy Fisher, 23-205 (8.9)
1987	Randy Fisher, 19-192 (10.1)
1988	Edward Jackson, 10-100 (10.0)
1989	Edward Jackson, 26-158 (6.1)
1990	Deon Searcy, 15-124 (8.3)
1991	Tony Hill, 27-276 (10.2)
1992	Tony Hill, 18-110 (6.1)
1993	Stanley Flanders, 18-200 (11.1)
1994	Stanley Flanders, 13-158 (12.2)

INTERCEPTIONS

1982	Timmy Massey, 3-30;
	Jimmy Francis, 3-28
1983	Dallis Smith, 5-91
1984	Jimmy Francis, 4-31
1985	Jimmy Francis, 5-109
1986	Dallis Smith, 9-53*
1987	Calvin Orr, 4-71
1988	Deon Searcy, 5-11
1989	Deon Searcy, 4-29
1990	Derick McCant, 2-35
1991	Chris Dupree, 5-45
1992	Tony Hill, 2-72
	Walt Foy, 2-28
1993	Tony Hill, 3-36
1994	Tony Hill, 2-33
	Marcus Johnson, 2-18

* Led Conference

RUSHING

1982	FB Henry Chubb, 475
1983	FB Henry Chubb, 668
1984	RB Michael Williams, 362
1985	RB Tony Allen, 564
1986	FB Eric Clark, 565
1987	Donnie Harrell, 632
1988	Ramon Allen, 780
1989	Ramon Allen, 846
1990	Ramon Allen, 957
1991	Ramon Allen, 488
1992	Dominique Ross, 734
1993	Dominique Ross, 1030
1994	Dominique Ross, 1473

RECEIVING

1982	WR Carl Armstrong, 61-1028*
1983	WR Kelvin Sheppard, 22-388
1984	WR Kevin Gray, 23-455
1985	WR Darrien Teals, 33-448
1986	WR Randy Fisher, 46-753
1987	WR Randy Fisher, 36-585
1988	WR Randy Fisher, 52-864
1989	WR Randy Fisher, 51-690
1990	Dexter Holiday, 25-393
1991	Dexter Holiday, 23-375
1992	Calvin Walker, 71-867
1993	Calvin Walker, 82-944
1994	Robert Williams, 86-1187

PUNTING

1982	Brad Bauer, 37.1 (L55)
1983	Terry Mallory, 37.6 (L56)
1984	Terry Mallory, 37.6 (L60)
1985	Terry Mallory, 42.2 (L62)
1986	Terry Mallory, 40.6 (L71)
1987	Kevin Maddox, 35.6 (L49)
1988	Mike McCullough, 34.9 (L49)
1989	Mike McCullough, 36.1 (L52)
1990	Brian Chestnut, 35.8 (L52)
1991	Chad Mosley, 40.6 (L64)
1992	Chad Mosley, 36.4 (L53)
1993	David Ashby, 39.4 (L55)
1994	David Ashby, 40.4 (L64)

KICKOFF RETURNS

1982	Kelvin Sheppard, 20-422 (21.1)
1983	Derrick Harris, 21-610* (29.0)
1984	Derrick Harris, 27-534 (19.8)
1985	Donnie Harrell, 15-280 (18.7)
1986	Derwin Whatley, 11-288 (26.2)
1987	Clifford Scott, 16-435 (27.2)
1988	Donnie Harrell, 11-258 (23.5)
1989	Eric Luke, 15-307 (20.5)
1990	Eric Luke, 10-201 (20.1)
1991	Calvin Walker, 12-500 (25.0)
1992	Calvin Walker, 8-182 (22.8)
1993	Calvin Walker, 8-188 (23.5)
1994	Billy Poole, 12-284 (23.7)

TACKLES-ASSISTS

1982	Cliff Fouty, 20-135=155
1983	Lenny Parker, 47-76=123
1984	Lenny Parker, 62-63=125
1985	Jimmy Francis, 63-62=125
1986	Jessie Tuggle, 42-87=129
1987	Jimmy Brookins, 69-36=105
1988	Jimmy Brookins, 73-52=125
1989	Shawn Utley, 44-35=79
1990	Freddie Richardson, 45-36=81
1991	Chris Dupree, 33-39=72
1992	Chris Dupree, 40-41=81
1993	Erasmus Harvey, 39-41=80
1994	Edward Mitchell, 55-44=99

BLAZER FOOTBALL

The Record Book

INDIVIDUAL GAME

RUSHING

- Most Rushes -- 35, Ramon Allen vs. UT Martin, 1990
- Most Yards -- 248, Dominique Ross vs. West Alabama, 1994
- Most Yards Lost -- 77, James Owens vs. Jacksonville State, 1982
- Best Average -- 22.5, Dominique Ross vs. West Alabama, 1994
- Longest Run From Scrimmage -- 93, Dominique Ross vs. West Alabama, 1994
- Most Touchdowns -- 4, Donnie Harrell vs. West Georgia, 1985; Michael Williams vs. West Georgia, 1986; Ramon Allen vs. UT Martin, 1990

PASSING

- Most Attempted -- 61, Chris Hatcher vs. West Georgia, 1993
- Most Completed -- 45, Chris Hatcher vs. West Georgia, Mississippi College, 1993
- Most Consecutive Completions -- 20, Chris Hatcher vs. New Haven, 1994*
- Most Yards -- 480, Chris Hatcher vs. Mississippi College, 1993
- Most Touchdowns -- 7, Chris Hatcher vs. Clark Atlanta and Delta State, 1994
- Best Percentage -- .938, Lance Funderburk vs. Tarleton State (15-16), 1993*
- Longest Reception -- 90, Chris Hatcher to Calvin Walker vs. Central Florida, 1993
- Most Had Intercepted -- 5, Chris Hatcher vs. North Alabama, 1993
- Most Without An Interception -- 56, Chris Hatcher vs. Mississippi College, 1993*

TOTAL OFFENSE

- Most Plays -- 61, Chris Hatcher vs. West Georgia, 1993
- Most Yards -- 458, Chris Hatcher vs. Mississippi College (-22R, 480P), 1993

SCORING

- Most Points -- 24, Donnie Harrell vs. West Georgia, 1985; Michael Williams vs. West Georgia, 1986; Darrien Teals vs. Central Florida, 1988; Ramon Allen vs. UT Martin, 1990; Stanley Flanders vs. Fort Valley State, Delta State, 1994
- Most Touchdowns: 4, Donnie Harrell vs. West Georgia, 1985; Michael Williams vs. West Georgia, 1986; Darrien Teals vs. Central Florida, 1988; Ramon Allen vs. UT Martin, 1990; Stanley Flanders vs. Fort Valley State, Delta State, 1994
- Most TDs Responsible For -- 7, Chris Hatcher vs. Clark Atlanta, Delta State, 1994 (7 TD passes)
- Most PATs Attempted -- 9, Vernon Loree vs. Clark Atlanta, West Alabama, 1994
- Most PATs Made -- 9, Vernon Loree vs. Clark Atlanta, West Alabama, 1994
- Most FGs Attempted -- 4, Keith Moore vs. Georgia Southern, 1983, vs. North Alabama, 1984, vs. Kentucky State and Bishop, 1985; Jack McTyre vs. West Alabama, 1990; Don Kelly vs. Delta State, 1991

- Most FGs Made -- 4, Keith Moore vs. Bishop, 1985; Jack McTyre vs. West Alabama, 1990; Don Kelly vs. Delta State, 1991
- Longest FG -- 54, Keith Moore vs. Kentucky State, 1985*
- Most Points Kicking -- 16, Jack McTyre vs. West Alabama, 1990

RECEIVING

- Most Caught -- 16, Calvin Walker vs. Mississippi College, Delta State, 1992
- Most Yards -- 230, Calvin Walker vs. Delta State, 1992
- Most Touchdowns -- 4, Darrien Teals vs. Central Florida, 1988; Stanley Flanders vs. Fort Valley State, Delta State, 1994

PUNTING

- Most Punts -- 11, Mike McCullough vs. Central Florida, 1989
- Longest Punt -- 71, Terry Mallory vs. Savannah State, 1986
- Best Average -- (min. 4 punts) 9-49.8, Terry Mallory vs. West Alabama, 1985

PUNT RETURNS

- Most Returns -- 7, Jimmy Francis vs. West Georgia, 1984; Tony Hill vs. Fort Valley State, 1991
- Most Yards -- 94, Tony Hill vs. Fort Valley State, 1991
- Longest for Touchdown -- 59, Stanley Flanders vs. Clark Atlanta, 1994

KICKOFF RETURNS

- Most Returns -- 5, Kelvin Sheppard vs. North Alabama, 1982; Derrick Harris vs. Georgia Southern, 1983
- Most Yards -- 147, Derrick Harris vs. Georgia Southern, 1983
- Longest for Touchdown -- 99, Billy Poole vs. West Alabama, 1994

DEFENSE

- Most Interceptions -- 3, Jimmy Francis vs. Bishop, 1985
- Most Yards Returned -- 62, Jimmy Francis vs. Bishop, 1985
- Most Total Tackles -- 21, Jimmy Francis vs. Mississippi College, 1985
- Most Solo Tackles -- 17, Jimmy Brookins vs. Mississippi College, 1988
- Most Sacks -- 4, Robert Morris vs. UT Martin, 1989
- Most Assists -- 18, Harvey Carter vs. Georgia Southern, 1982
- Most Fumble Recoveries -- 3, Anthony Newsome vs. Delta State, 1983

* Conference Record

INDIVIDUAL SEASON

RUSHING

- Most Rushes -- 256, Dominique Ross, 1994*
- Most Yards -- 1473, Dominique Ross, 1994
- Most Yards Lost -- 307, James Owens, 1982
- Best Average -- 6.3, Blake Duncan, 1991 (36 225)



Ramon Allen

- Best Game Average -- 113.3, Dominique Ross, 1994 (1473, 13 games)
- Most Touchdowns -- 13, Dominique Ross, 1993, 1994

PASSING

- Most Attempted -- 508, Chris Hatcher, 1994*
- Most Completed -- 367, Chris Hatcher, 1994*
- Most Without an Interception: 177, Chris Hatcher, 1993*
- Best Percentage -- .722, Chris Hatcher, 1994*
- Most Completions Per Game -- 30.5, Chris Hatcher, 1993*
- Most Yards -- 4076, Chris Hatcher, 1994*
- Most Yards Per Game -- 331.9, Chris Hatcher, 1993
- Most Touchdowns -- 55, Chris Hatcher, 1994*
- Most Had Intercepted -- 15, Tye Cottle, 1989

TOTAL OFFENSE

- Most Plays -- 537, Chris Hatcher, 1994
- Most Yards -- 3955, Chris Hatcher, 1994*
- Most Yards Per Game -- 321.1, Chris Hatcher, 1993

SCORING

- Most Points -- 126, Robert Williams, Stanley Flanders, 1994*
- Most Touchdowns -- 21, Robert Williams, Stanley Flanders, 1994*
- Most TDs Responsible For -- 55, Chris Hatcher, 1994 (55 passing)*
- Most PATs Attempted -- 71, Vernon Loree, 1994*
- Most PATs Made -- 67, Vernon Loree, 1994*
- Most Consecutive PATs -- 50, Vernon Loree, 1994
- Most FGs Attempted -- 23, Jack McTyre, 1990
- Most FGs Made -- 17, Jack McTyre, 1990
- Most Points Kicking -- 85, Vernon Loree, 1994

RECORDS

RECEIVING

Most Caught -- 86, Robert Williams, 1994
 Most Yards -- 1187, Robert Williams, 1994*
 Most Touchdowns -- 21, Robert Williams, 1994*

PUNTING

Most Punts -- 76, Terry Mallory, 1983
 Best Average -- 42.2, Terry Mallory, 1985

PUNT RETURNS

Most Returns -- 30, Jimmy Francis, 1982
 Best Average -- 12.2, Stanley Flanders, 1994
 Most Yards -- 276, Tony Hill, 1991

KICKOFF RETURNS

Most Returns -- 27, Derrick Harris, 1984
 Best Average -- 29.0, Derrick Harris, 1983
 Most Yards -- 610, Derrick Harris, 1983

DEFENSE

Most Interceptions -- 9, Dallis Smith, 1986
 Most Yards Returned -- 109, Jimmy Francis, 1985
 Most Total Tackles -- 155, Cliff Fouty, 1982
 Most Solo Tackles -- 63, Jimmy Brookins, 1988
 Most Assists -- 135, Cliff Fouty, 1982
 Most Sacks -- 14, Antonio Edwards, 1990
 Most Fumble Recoveries -- 3, Cliff Fouty, Eric Jarvis, 1982; Elson Bolar, Anthony Newsome, 1983; Dallis Smith, Lenny Parker, 1984; Freddie Thomas, 1985; Maurice Jordan, 1989; Antonio Edwards, 1991

* Conference Record

INDIVIDUAL CAREER

RUSHING

	ATT	YARDS	AVG.	TDs
Dominique Ross, 1992-94	576	3237	5.6	36
Ramon Allen, 1988-91	672	3071	4.6	26
Donnie Harrell, 1985-88	407	1904	4.7	10
Eric Clark, 1985-88	292	1301	4.5	3
Chad Tanner, 1990-92	244	1156	4.7	4
Henry Chubb, 1982-83	221	1143	5.2	5
Max Vickers, 1983-86	247	955	3.9	9
Michael Williams, 1985-86	194	898	5.5	8
Tracy Soles, 1982-83	174	712	5.1	12
Mark Dace, 1984-87	373	606	1.6	10

PASSING

	COMP	ATT	YARDS	INT	TDs
Chris Hatcher, 1991-94	1047	1529	11,363	39	121
Tye Cottle, 1987-90	427	774	5593	47	50
Mark Dace, 1984-87	241	477	3459	36	25
James Owens, 1982	169	339	2258	14	15
Terry Mallory, 1983-86	77	186	1227	14	8

TOTAL OFFENSE

	PLAYS	RUSH	PASS	TOTAL	TDR
Chris Hatcher, 1991-94	1642	-339	11,363	11,024	125
Tye Cottle, 1987-90	1034	-44	5593	5549	57
Mark Dace, 1984-1987	850	606	3459	4065	35
Ramon Allen, 1988-91	675	3071	4	2575	27
James Owens, 1982	402	-162	2258	2096	15

SCORING

	TD	FG	PAT	PTS
Dominique Ross, 1992-94	38	0	0	228
Keith Moore, 1983-86	0	32	76	202
Robert Williams, 1991-94	31	0	0	186
Stanley Flanders, 1993-94	30	0	0	180
Ramon Allen, 1988-91	28	0	1	170
Jack McTyre, 1988-90	0	34	57	159
Randy Fisher, 1986-89	26	0	0	156
Vernon Loree, 1993-A	0	12	112	148
Don Kelly, 1990-92	0	22	61	127
Tracy Soles, 1982-83	16	0	0	96
Darrien Teals, 1985-88	16	0	0	96
Calvin Walker, 1990-93	15	0	0	90

RECEIVING

	CATCHES	YARDS	TDs
Randy Fisher, 1986-89	185	2892	26
Robert Williams, 1991-94	185	2726	31

	CATCHES	YARDS	TDs
Steve Greer, 1991-94	179	2025	13
Calvin Walker, 1990-93	167	2026	15
Darrien Teals, 1985-88	105	1650	16
Stanley Flanders, 1993-94	101	1581	29
Blake Duncan, 1989-93	92	749	9
Dexter Holiday, 1989-91	67	1170	9
Carl Armstrong, 1982	61	1028	8
Kelvin Sheppard, 1982-83	53	879	7

PUNTING

	PUNTS	YARDS	AVG.
David Ashby, 1993-94	62	2476	39.9
Terry Mallory, 1983-86	272	10,732	39.5
Chad Mosley, 1991-92	72	2735	38.0
Brad Bauer, 1982-84	63	2341	37.2
Brian Chestnutt, 1989-1991	68	2442	35.9

PUNT RETURNS

	RETURNS	YARDS	AVG.
Stanley Flanders, 1993-94	31	358	11.5
Randy Fisher, 1986-89	56	473	8.4
Jimmy Francis, 1982-85	84	473	5.6
Derrick Harris, 1983-84	42	353	8.4

KICKOFF RETURNS

	RETURNS	YARDS	AVG.
Derrick Harris, 1983-84	48	1144	23.8
Donnie Harrell, 1985-88	27	566	21.0
Kelvin Sheppard, 1982-83	28	556	19.9

KICK SCORING

	PAT A/M	FG A/M	PTS
Keith Moore, 1983-86	83-76	65-42	202
Jack McTyre, 1988-90	58-57	45-34	159
Vernon Loree, 1993-A	120-112	16-12	148
Don Kelly, 1990-92	62-61	35-22	127
Brad Bauer, 1982-84	27-24	14-8	48

INTERCEPTIONS

	NO.	YARDS	TDs
Dallis Smith, 1983-86	21	209	0
Jimmy Francis, 1982-85	14	160	0
Calvin Orr, 1986-89	10	172	0
Deon Searcy, 1987-90	12	73	0

SACKS

	NO.
Andre Hampton, 1992-94	36
Antonio Edwards, 1990-93	34



Chris Hatcher

Randy Fisher



RECORDS

TEAM GAME

RUSHING

Most Rushes -- 69 vs. Livingston, 1983
Most Yards -- 385 vs. West Georgia, 1985
Most Yards Lost -- 103 vs. North Alabama, 1984
Best Average -- 13.4 vs. West Alabama, 1994
Most Touchdowns -- 6 vs. Lees-McRae, 1991

PASSING

Most Attempted -- 62 vs. West Georgia, 1993
Most Completed -- 45 vs. West Georgia, Mississippi College, 1993
Most Yards -- 480 vs. Mississippi College, 1993
Most Touchdowns -- 7 vs. Tarleton State, 1993; Clark Atlanta, Delta State, 1994
Best Percentage -- .886 vs. New Haven (39-44), 1994
Most Had Intercepted -- 7 vs. Fort Valley State, 1985
Most Without An Interception -- 56 vs. Mississippi College, 1993

TOTAL OFFENSE

Most Plays -- 91 vs. West Georgia, 1984
Most Yards -- 599 (199R, 400P) vs. Fort Valley State, 1994

SCORING

Most Points -- 68 vs. Tarleton State, 1993
Most Touchdowns -- 10 vs. Tarleton State, 1993*
Most PATs Attempted -- 10 vs. Tarleton State, 1993
Most PATs Made -- 9 vs. Clark Atlanta, West Alabama, 1994
Most FGs Attempted -- 4 vs. Georgia Southern, 1983; vs. North Alabama, 1984; vs. Kentucky State and Bishop, 1985; vs. Livingston, 1990, vs. Delta State, 1991
Most FGs Made -- 4 vs. Bishop, 1985; vs. Livingston, 1990; vs. Delta State, 1991
Most Points Kicking -- 16 vs. Livingston, 1990

PUNTING

Most Punts -- 11 vs. Central Florida, 1989
Best Average -- (min. 4 punts) 9-49.8 vs. Livingston, 1985

PUNT RETURNS

Most Returns -- 10 vs. Livingston, 1984
Most Yards -- 94 vs. Fort Valley State, 1991
Longest for Touchdown -- 59 vs. Clark Atlanta, 1994

KICKOFF RETURNS

Most Returns -- 6 vs. North Alabama, 1982; vs. Troy State, Georgia Southern, 1984
Most Yards -- 147 vs. Georgia Southern, 1983
Longest for Touchdown -- 99 vs. West Alabama, 1994

FIRST DOWNS

Most Total -- 33 vs. Fort Valley State, 1994
Most Rushing -- 21 vs. Delta State, 1985
Most Passing -- 21 vs. New Haven
Most by Penalty -- 6 vs. Delta State, 1994

PENALTIES

Most Penalties -- 16 vs. West Alabama, 1994
Fewest Penalties -- 1 vs. Troy State, 1984; vs. North Alabama, 1985
Most Yards -- 146 vs. Knoxville, 1994

Fewest Yards -- 5 vs. Troy State, 1984; vs. North Alabama, 1985

FUMBLES

Most -- 7 vs. North Alabama, 1983
Most Lost -- 5 vs. North Alabama, 1983; vs. West Georgia, 1985

DEFENSE

Most Interceptions -- 6 vs. UT-Martin, 1986
Most Yards Returned -- 117 vs. Livingston, 1990
Most Fumbles Recovered -- 7 vs. Savannah State, 1984
Most Yards Rushing -- 545 vs. North Alabama, 1982
Most Yards Passing -- 437 vs. Central Florida, 1993
Fewest Yards Rushing -- minus 29 vs. Central Florida, 1988
Fewest Yards Passing -- 20 vs. North Alabama, 1983
Fewest Yards Total -- 22 vs. Mount Senario, 1993

TEAM SEASON

RUSHING

Most Rushes -- 545, 1985
Most Net Yards -- 1968, 1985
Most Yards Lost -- 550, 1984
Best Average Per Carry -- 5.10, 1993
Best Average Per Game -- 182.3, 1987
Most Touchdowns -- 19, 1993

PASSING

Most Attempted -- 594, 1994*
Most Completed -- 409, 1994*
Most Yards -- 4389, 1994*
Average Yards Gained Per Game -- 351.9, 1993*
Best Average Per Completion -- 14.9, 1983
Most Had Intercepted -- 23, 1984
Most Without An Interception -- 177, 1993
Most Touchdowns -- 55, 1994*

TOTAL OFFENSE

Most Plays -- 964, 1994
Most Yards -- 5995, 1994
Best Average -- 478.1, 1993

SCORING

Most Points -- 527, 1994
Most Touchdowns -- 73, 1994
Most PATs Attempted -- 71, 1994*
Most PATs Made -- 67, 1994*
Most FGs Attempted -- 23, 1990
Most FGs Made -- 17, 1990
Most 2-Point PATs Attempted -- 6, 1984
Most 2-Point PATs Made -- 5, 1984

PUNTING

Most Punts -- 79, 1983
Best Average -- 40.6, 1985

PUNT RETURNS

Most Returns -- 40, 1984
Most Yards -- 320, 1984
Best Average -- 11.7, 1994

KICKOFF RETURNS

Most Returns -- 38, 1982
Most Yards -- 802, 1983
Best Average -- 24.8, 1987

FIRST DOWNS

Most Total -- 301, 1994
Most Rushing -- 109, 1986
Most Passing -- 190, 1994*
Most by Penalty -- 23, 1994

PENALTIES

Most Penalties -- 130, 1994
Fewest Penalties -- 48, 1987
Most Yards -- 1160, 1994
Fewest Yards -- 383, 1987


FUMBLES

Most -- 40, 1984
Most Lost -- 21, 1983
Fewest -- 17, 1988
Fewest Lost -- 8, 1993

DEFENSE

Fewest Points Allowed -- 162, 1994
Most Points Allowed -- 298, 1982
Most Interceptions -- 32, 1986*
Most Yards Returned -- 311, 1987
Most Fumbles Recovered -- 24, 1984
Fewest Yards Rushing Allowed -- 1228, 1986
Most Yards Rushing Allowed -- 2664, 1982
Fewest Yards Passing Allowed -- 1255, 1989
Most Yards Passing Allowed -- 2122, 1986
Fewest Yards Total Allowed -- 2807, 1990
Most Yards Total Allowed -- 4395, 1982
Takeaway-Giveaway -- plus 19, 1986


* Conference Record



James Owens


Blazer Lettermen

A
 Ashley Abrams, DB 1982
 Howard Akers, WR 1987-88
 Matt Alexander, OT 1990-91
 Jody Allen, DE 1982
 Ramon Allen, RB 1988-91
 Steve Allen, OT 1982
 Tony Allen, RB 1985
 Greg Alley, OG 1982-83
 Kelvin Anderson, WR 1993
 Tirell Andrews, WR 1994
 Carl Armstrong, WR 1982
 Cary Arneson, DB 1982
 David Ashby, P 1993-94
 Eddie Ashley, RB 1990
 Eugene Autry, DB 1993-94




RAMON ALLEN
 RB
 1988-91

B
 Keith Backstrom, LB 1988-89
 Mike Baldwin, DB 1990
 Bryan Banks, OT 1984-87
 David Banks, TE 1992-94
 Rodrigus Bartell, WR 1986
 Brad Bauer, K 1982-84
 Marc Beach, WR 1991-92
 Pernell Bee, RB 1983
 Travis Bemby, DB 1992
 Mike Berry, DL 1992-94
 Stacey Blake, OT 1982-83
 Andy Blanchard, LB 1984-86
 Jeremiah Blount, RB 1987
 Oliver Blount, DT 1985-86
 Steve Bodi, DE 1983-84
 Elson Bolar, DT 1983-84
 Keith Bonnell, OT 1983-85
 Bobby Booker, LB 1987-89
 Shawn Bostick, C 1990-93
 Robert Boyette, DL 1982
 Keith Braddock, DB 1993-94
 Ryan Branch, LB 1993-94
 Shawn Brannen, OT 1993-94
 Michael Brenton, OG 1987-90
 Joey Brett, QB 1991
 Lardell Brinson, WR 1994
 Terrence Brisbon, RB 1984
 Jason Brock, OG 1989



BRYAN BANKS
 OT
 1984-87



BRAD BAUER
 K
 1982-84



JIMMY BROOKINS
 LB
 1985-88

C
 Rod Callaway, DT 1987-90
 Bret Calzaretta, LB 1982
 Cedric Campbell, RB 1984
 Vince Capece, LB 1983-85
 Harvey Carter, DL 1982
 Mark Catano, OT 1982-83
 Darryl Cherry, OG 1994
 Brian Chestnutt, P 1989-91
 Henry Chubb, RB 1982-83
 Eric Clark, RB 1985-88
 Josten Clark, C 1991-94
 Tommy Clark, C 1990-92, 1994
 Cary Cody, WR 1982, 1984-86
 Jay Coley, WR 1982
 Keith Cooksey, WR 1993
 Marcus Copeland, FB 1987-90
 Roger Copeland, LB 1987
 Tye Cottle, QB 1987-90
 Vic Crawford, DB 1984
 Elkannah Crockett, DB 1982
 Kevin Crosby, FB 1992



MARK CATANO
 OT
 1982-83



HENRY CHUBB
 RB
 1982-83


D
 Mark Dace, QB 1987-87
 J.D. Daniels, WR 1982
 Chris Davenport, LB 1989-90
 Calvin Davis, LB 1990
 Kelvin Davis, DT 1988
 Mike Davis, WR 1994
 Reginald Davis, WR 1988-91
 Rick Davis, QB 1982
 Fran Delaney, DS 1988-89
 Jamie Deloach, QB 1992-94
 Wayne DeVane, P 1994
 Richard DeWees, LB 1989
 Jerry Dillard, K 1993
 Artie Dovers, OG 1982
 Jody Dowda, OT 1990-91



CARY CODY
 WR
 1982, 1984-86

Blake Duncan, FB 1989-91, 1993
 Chuck Dunmon, OT 1982-85
 Chris Dupree, DB 1989-91

E
 John Eaton, OG 1982
 Antonio Edwards, DE 1989-92



TYE COTTLE
 QB
 1987-90

F
 Leon Farmer, LB 1985
 Ken Fasnacht, WR 1983
 Eric Faulkner, DE 1984-87
 Matt Fiorelli, DE 1992-94
 Randy Fisher, WR 1986-89
 Mike Fitzpatrick, WR 1990
 Stanley Flanders, WR 1993-94
 Tim Fleming, OG 1993
 Steve Foote, C 1994
 Reggie Ford, WR 1982
 Cliff Fouty, LB 1982-83
 Walt Foy, DB 1991-94
 Jimmy Francis, DB 1982-85
 Rodney Fulk, K 1987
 Darrell Funderburk, QB 1985-88
 Lance Funderburk, QB 1992-93




REGINALD DAVIS
 RB
 1988-91

G
 Cedric Gantt, DL 1986
 Bert Gelis, DL 1985-88
 James Gibson, DL 1983-86
 Mike Gibson, DB 1993-94
 David Gilyard, LB 1982
 John Gladden, LB 1990-92
 David Gibson, RB 1993
 John Gray, DL 1982-83
 Kevin Gray, WR 1984
 Shadrick Green, TE 1993
 Steve Greer, TE 1991-94
 Steve Griffin, QB 1982-83
 Ryan Grubbs, LB 1984



RANDY FISHER
 WR
 1986-89

H
 Paul Hall, LB 1990-91
 Stanley Hall, RB 1989-90
 Wayne Hamm, TE 1982-84
 Andre Hampton, DE 1992-94
 Dennis Hampton, DE 1993
 Jeff Hanton, DB 1982-83, 1985-86
 Donnie Harrell, RB 1985-88
 Derrick Harris, DB 1983-84
 Jonathan Harris, TE 1992-94
 Dwayne Hart, DB 1987-90
 Erasmus Harvey, LB 1991-94
 Chris Hatcher, QB 1991-94
 Mike Henry, C 1983-84
 Chester Hightower, LB 1986
 Tony Hill, DB 1991-94
 John Hinson, DL 1992-94
 Dexter Holiday, WR 1986, 1989-91
 Jimmy Holton, OG 1987
 Jeff Hooks, LB 1985-86
 Bo Houston, OG 1990-91
 Greg Hoven, WR 1984-85
 James Hubbard, OG 1992-94
 Doug Hunter, QB 1983-85



DEXTER HOLIDAY
 WR
 1986, 1989-91

J
 Edward Jackson, DB 1987-89
 Jerome Jackson, RB 1982-83, 1986
 Stonewall Jackson, RB 1985
 Eric Jarvis, C 1982-83
 Willie Jefferson, LB 1983
 Jason Jelks, DB 1993-94
 Kenny Jennings, DB 1983-84
 Casey Johnson, DE 1990
 Emanuel Johnson, DL 1993-94
 Marcus Johnson, DB 1991-94
 Tommy Johnson, DE 1994
 Barry Jones, FB 1992-93
 Keith Jones, TE 1986-89
 Maurice Jordan, DL 1986-89



JEROME JACKSON
 RB
 1982-83, 86



KEITH JONES
 TE
 1986-89

K
 Don Kelly, K 1990-92
 John Kenny, OL-DL 1989-91
 Jimmy King, TE 1993-94
 Scott Klees, QB 1990
 York Kurinsky, OL 1992-93



MAURICE JORDAN
 DT
 1986-89

L
 Trevor Lansford, RB 1994
 Lance Laskey, TE 1988
 Mark Lawson, LB 1982-84
 Tauese Letuli, OL 1994

VSU LETTERMEN

Archie Lewis, DB 1994
 Ray Lloyd, C 1983-86
 James Lockhart, LB 1993-94
 Scott Long, TE 1989-91
 Scottie Long, LB 1986
 Stan Long, OG 1983
 Vernon Loree, K 1993-94
 Mikeal Lovejoy, DB 1986-88
 Eric Luke, DB 1988-91
 Jeremy Lundy, OL 1994

M

George Mackey, DE 1982
 Kevin Maddox, P 1987
 Terry Mallory, QB-P 1983-86
 Brad Martin, WR 1983
 Derryl Mason, WR 1983-84
 Timmy Massey, DB 1982-85
 William Massey, RB 1985
 Octavio Matamoros, OG 1992
 Alvoid Mays, DB 1984
 Mike McBride, DB 1982
 Derick McCant, RB 1989-91
 Harold McClain, DL 1989-92
 Clint McCrory, DL 1982
 Mike McCullough, P 1988-89
 Alex McKinnie, RB 1982-83
 Drew McPhail, OL 1994
 James McRae, TE 1986-87
 Jack McTyre, K 1988-90
 Danny Metcalf, LB 1987-88, 1990
 Keith Miles, DE 1987
 Herbert Mingo, RB 1991
 Charles Mitchell, LB 1984-86
 Edward Mitchell, LB 1993-94
 Rob Mitchell, WR 1983
 Clifton Montgomery, RB 1984
 Donald Monts, OG 1982
 Keith Moore, K 1983-86
 Matt Moore, OL 1991-94
 Robert Morris, DE 1986-89
 Gary Morton, DB 1992
 Chad Mosley, P 1991-92
 Jackson Mosley, DB 1982
 Scott Mowry, LB 1985-88
 Matt Mumme, QB 1994
 Tony Murphy, LB 1987
 Darrell Mydell, DB 1993-94

N

Clay NeSmith, DL 1986
 Anthony Newsome, DE 1983
 David Niemeyer, DL 1982
 John Norris, OT 1984-87

O


Alex Oakes, LB 1988
 Calvin Orr, DB 1986-89
 Willie Osborn, WR 1989
 Will O'Steen, C 1988-91
 James Owens, QB 1982

P

Ted Palmer, DS 1988-90
 Lenny Parker, LB 1983-84
 Michael Parker, OT 1987-90
 George Parsons, LB 1992-93
 Sean Pender, WR 1992-93
 Buddy Phillips, OT 1987-88
 Larry Pividal, TE 1982
 Alan Pohalski, DL 1982
 Billy Poole, RB 1993-94
 Richard Popkin, OT 1992
 Eric Porter, LB 1988
 Sammie Price, DL 1985
 Don Pumphrey, OT 1984-85

R

Jerry Randall, DL 1984-85
 Andre Randle, DL 1993-94
 Jessie Randle, DB 1990
 Buddy Ratledge, OT 1983-85
 Ben Reaves, TE 1983-86
 Charles Reddick, DL 1987-88
 Keith Reddings, DE 1983-86
 Quinton Reed, DB 1983-84
 Jack Reeves, DE 1992
 Robert Renfro, DL 1983-84
 Luis Reveiz, K 1983
 Jason Richards, OL 1990
 Freddie Richardson, LB 1990



HAROLD McCLAIN

DT
 1989-92



JACK McTYRE

K
 1988-90




JAMES McRAE

TE
 1986-87



SCOTT MOWRY

LB
 1985-88



WILL O'STEEN

C
 1988-91



LENNY PARKER

LB
 1983-84



BEN REAVES

TE
 1983-86

Rodney Rigdon, DE 1994
 Rusty Rivers, OG 1984
 Barry Roberson, LB 1989-91
 Tyrone Rogers, RB 1991
 Dominique Ross, FB 1992-94
 Lee Rourk, LB 1983
 John Royal, LB 1987

S

Homer Sanders, WR 1983
 Drew Sauls, WR 1984-85
 Mike Scantling, TE 1983
 Richard Schilie, TE 1983
 Clifford Scott, DB 1987-90
 Deon Searcy, DB 1987-90
 Mike Sellars, C 1986-87
 Brock Sellers, C 1982
 Cornelius Seymour, LB 1994
 Andy Sharpless, OG 1982-84
 Kelvin Sheppard, WR 1982-83
 Pete Shuttters, DL 1982-83
 Dean Siegel, DE 1984-85
 James Sirmans, LB 1993-94
 Albert Smith, RB 1984, 1987
 Anthony Smith, LB 1983
 Dallis Smith, DB 1983-86
 Dennis Smith, DB 1983-86
 Jerome Smith, DE 1983
 Terry Smith, DB 1994
 Tracy Soles, RB 1982-83
 Chuck Stamey, OT 1990-93
 Jarmal Stevens, DB 1994
 Dan Strickland, DT 1983-86
 James Strickland, C 1982
 Mel Stripling, OT 1982
 Ricky Sutton, DL 1982
 R.D. Swain, OG 1983-86
 Ricky Swales, DE 1990

T

Greg Talley, DE 1992
 Chad Tanner, RB 1990-92
 Darrell Tarver, DE 1986-89
 Brad Tate, LB 1992
 Larry Tatum, C 1984
 Darrien Teals, WR 1985-88
 Freddie Thomas, LB 1984-85
 Curtis Thompson, LB 1983
 Hugh Thompson, QB 1982
 Anthony Thornton, DL 1990-91
 Gary Thornton, DB 1990-91
 Brad Trout, DB 1993-94
 Jessie Tuggle, LB 1983-86
 Mike Tuggle, OG 1991
 John Turley, DE 1984
 Darren Turner, DL 1991

U

Shawn Utley, LB 1989

V

Max Vickers, FB 1983-86


W

Calvin Walker, WR 1990-93
 Marcus Walker, DL 1989-92
 Reggie Walker, RB 1992-94
 Jay Walls, DL 1983-85
 Charles Walsh, OT 1992-94
 Geoff Walters, TE 1984-85
 Emmett Watkins, LB 1984-87
 Zim Watters, DL 1986
 Arthur Webb, WR 1984
 Kelly Wells, OT 1988-90
 Regional West, DE 1992-93
 Derwin Whatley, DB 1986
 Robert Wheeler, TE 1989
 Billy White, RB 1994
 David White, LB 1988
 Bill Wilhelm, TE 1983-86
 Angelo Williams, WR 1992, 1994
 David Williams, TE 1982
 Fitzgerald Williams, DB 1985-86
 Michael Williams, RB 1985-86
 Mike Williams, RB 1984
 Randy Williams, C 1988-89
 Robert Williams, WR 1991-94
 Rod Williams, OT 1982
 Shay Williams, DL 1992-94
 Wilbur Williams, RB 1984-85
 Hershel Wooten, DL 1985-86



CLIFFORD SCOTT

SS
 1987-90




DALLIS SMITH

DB
 1983-86



DARRIEN TEALS

WR
 1985-88



SHAWN UTLEY

LB
 1989




MAX VICKERS

FB
 1983-86



MARCUS WALKER

DT
 1989-92



RANDY WILLIAMS

C
 1988-89

BLAZER FOOTBALL

All-Americans



JIMMY BROOKINS



YORK KURINSKY




CHRIS HATCHER




RANDY FISHER




ANTONIO EDWARDS




CHRIS DUPREE



JESSIE TUGGLE



DEON SEARCY



ROBERT MORRIS



MARK CATANO

PLAYERS IN THE PROS

BLAZER FOOTBALL

**VSU
Goes Pro**


ANDRE HAMPTON
Shreveport



ANTONIO EDWARDS
Seattle



ERASMUS HARVEY
Winnipeg



JESSIE TUGGLE
Atlanta



MIKE BERRY
Indianapolis

YORK KURINSKY
Birmingham



DOMINIQUE ROSS
Dallas



ROBERT WILLIAMS
Kansas City

CONFERENCE INFO

Gulf South Conference

Valdosta State, heading into its 14th season in the dangerous Gulf South Conference wars, became a football force in the then nine-member league in 1986, finishing a surprising second and just missing a playoff spot. Last year the Blazers again challenged for their first



NATHAN SALANT
Gulf South
Commissioner

ever conference championship but fell twice, once in the regular season and once in double overtime in the quarterfinals of the national playoffs, to eventual national champion North Alabama,

finishing second in the league for the fourth straight year. The final overall record was a school-best 11-2, 6-1 in the GSC.

The conference has undergone a change in membership for the fourth straight year. Lincoln Memorial, a non-football playing school in Harrogate, Tenn., was admitted into the league in June of 1992 at the same time Jacksonville State submitted its formal resignation from the league, leaving the membership at eight schools. Two Arkansas schools, Henderson State and Central Arkansas, both of which play football, and Alabama-Huntsville, another non-football playing institution, came into the league in June 1993, expanding the field of schools to 10. In June of 1994, West Florida, yet another non-football playing school, joined the conference, pushing the men's

membership to 11. This past June three more Arkansas schools, Southern Arkansas, Arkansas Tech and Arkansas-Monticello (which play football) and the University of Montevallo in Alabama (no football) were admitted, pushing the membership to 15 (Mississippi University for Women is the league's 16th member).

The GSC, which can make a convincing argument as the toughest all-round Division II conference in the country, boasts 30 national championships in its 23-year history. These titles have been won in eight sports, and the league is represented in virtually every championship tournament of NCAA competition on an annual basis. North Alabama, making its third appearance in the football national championship game, brought home the gold with a methodical 16-10 victory over Texas A&M-Kingsville to give the league its only national team title in 1994-95. Valdosta State's Briny Baird was the individual medalist in the national golf championship for the second straight year, firing a two-over-par 290 to win by a single stroke. The Blazers finished third in the 17-team event.

In basketball, the Valdosta State and Delta State women's teams advanced to the South Regional where the Lady Blazers eliminated the Lady Statesmen in the first round before losing to host Florida Southern in the finals to just miss a trip to the Elite Eight. The Mississippi College and North Alabama men advanced to regional play with MC losing in the finals.

In baseball, Valdosta State beat Delta State and North Alabama to win the South Central Regional to earn a berth in the eight-team national championship where the Blazers finished third.

In men's tennis, Valdosta State was one

of 16 teams in the national championship, and the Blazers brought home the fourth place plaque.

Previous national champions from the GSC include Delta State in women's basketball (six), Troy State in men's golf (three), football (two), baseball (two) and women's golf (three), North Alabama in men's basketball (two) and football (two), Jacksonville State in baseball (two), women's gymnastics (two), football (one) and men's basketball (one), Livingston in football (one), Mississippi College in football (one) and former member Southeastern Louisiana in track (one) and women's basketball (one).

The conference was formed in 1971, and in those 24 years eight different schools have won the football championship. Jacksonville State and Troy State have enjoyed the most success, with JSU winning eight championships and Troy State winning six. North Alabama has claimed five titles, Mississippi College four, and Nicholls State, Northwestern State (La.), Livingston and UT Martin one each. Livingston won the first title on the way to the NAIA national championship in 1971.

Nathan Salant became the league's sixth commissioner in November 1992. The president of the conference, completing a two-year term, is Dr. Scott Miller, president of Lincoln Memorial.

The Gulf South Conference mailing address and telephone number:

Gulf South Conference
4 Office Park Circle
Suite 218
Birmingham, AL 35223
(205) 870-9750

GULF SOUTH CONFERENCE

1994 GSC Statistics

RUSHING OFFENSE

School	G	AH.	Yds.	Avg.	Avg. Game	TD
North Alabama	14	752	4144	5.5	296.0	46
Central Ark.	10	482	2414	5.0	241.4	--
West Georgia	10	378	2049	5.4	204.9	--
Miss. College	10	464	1954	4.2	195.4	--
Delta State	10	416	1644	4.0	164.4	--
VSU	14	370	1606	4.3	123.5	15
Henderson St.	11	413	1073	2.6	97.5	--
West Alabama	10	363	869	2.4	86.9	--

SCORING OFFENSE

School	G	Pts.	Avg.
VSU	13	527	40.5
North Alabama	14	458	32.7
West Georgia	10	294	29.4
Central Ark.	10	293	29.3
Miss. College	10	178	17.8
Delta State	10	143	14.3
Henderson St.	11	141	12.8
West Alabama	10	81	8.1

SCORING DEFENSE

School	G	Pts.	Avg.
Central Ark.	10	108	10.8
North Alabama	14	165	11.8
VSU	13	162	12.8
Miss. College	10	174	17.4
Delta State	10	239	23.9
West Georgia	10	250	25.0
Henderson St.	11	302	27.4
West Alabama	10	483	48.3

RUSHING DEFENSE

School	G	AH.	Yds.	Avg.	Avg. Game	TD
North Alabama	14	490	1304	2.7	93.1	9
Central Ark.	10	346	1033	3.0	103.3	--
VSU	13	505	1559	3.1	119.9	12
Henderson St.	11	460	1584	3.4	144.0	--
Delta State	10	401	1726	4.3	172.6	--
Miss. College	10	408	1895	4.6	189.5	--
West Georgia	10	434	1993	4.6	199.3	--
West Alabama	10	453	3318	7.3	331.8	--

INDIVIDUAL RUSHING

Player/School	G	AH.	Yds.	Avg.	Avg. Game	TD
Felix Addo, WGC	10	200	1276	6.4	127.6	11
Dominique Ross, VSU	13	256	1473	5.9	113.3	13
Eugene Meabon, UCA	9	133	825	6.2	91.7	9
Kenyatta Jones, UNA	14	174	1115	6.4	79.6	12
Vince Glover, MC	10	155	763	4.9	76.3	2

INDIVIDUAL PASSING

Player/School	G	AH.	Comp.	Int.	Yds.	CperG	TD
Chris Hatcher, VSU	13	508	367	10	4076	28.2	55
Mark Eldred, WGC	10	162	82	11	1532	8.2	15
Bobby Clayton, UWA	10	259	104	14	1235	10.4	3
Ken Collums, UCA	10	165	96	10	1231	9.6	13
David Crowe, DSU	9	164	78	6	948	8.7	3

TOTAL OFFENSE

School	G	AH.	Yds.	Avg.	Avg. Game	TD
VSU	13	964	5995	6.2	461.2	70
North Alabama	14	913	5524	6.1	394.6	58
West Georgia	10	586	3889	6.6	388.9	--
Central Ark.	10	652	3702	5.7	370.2	--
Miss. College	10	607	2876	4.7	287.6	--
Delta State	10	642	2812	4.4	281.2	--
West Alabama	10	643	2182	3.4	218.2	--
Henderson St.	11	664	2272	3.4	206.5	--

INDIVIDUAL RECEIVING

Player/School	G	Cgt.	Yds.	Avg. Gain	Cgt. Game	TD
Robert Williams, VSU	13	86	1187	13.8	6.6	21
Steve Greer, VSU	13	81	829	10.2	6.2	7
Stanley Flanders, VSU	13	70	1083	15.5	5.4	20
Dominique Ross, VSU	13	64	492	7.7	4.9	3
Michael Edwards	14	48	955	19.9	3.4	8

TOTAL DEFENSE

School	G	AH.	Yds.	Avg.	Avg. Game	TD
North Alabama	14	647	3014	4.7	215.3	24
Central Ark.	10	581	2327	4.0	232.7	--
VSU	13	813	3483	4.3	267.9	20
Miss. College	10	636	3343	5.3	334.3	--
Henderson St.	11	748	3710	5.0	337.3	--
West Georgia	10	675	3529	5.2	352.9	--
Delta State	10	620	3644	5.9	364.4	--
West Alabama	10	615	4772	7.8	477.2	--

INDIVIDUAL TOTAL OFFENSE

Player/School	G	AH.	Rush Yds.	Pass Yds.	Tot Game	Avg.
Chris Hatcher, VSU	13	537	-121	4076	3955	304.2
Mark Eldred, WGC	10	ddd	116	1532	1648	164.8
Ken Collums, UCA	10	ddd	314	1231	1545	154.5
Felix Addo, WGC	10	200	1276	0	1276	127.6
Cody Gross, UNA	14	254	638	1050	1688	120.6

PASSING OFFENSE

School	AH.	Comp.	Int.	Pct.	Yds.	Avg.	TD
VSU	594	409	14	.689	4389	337.6	55
West Georgia	208	112	dd	.538	1840	184.0	--
West Alabama	280	112	dd	.400	1313	131.3	--
Central Ark.	170	101	dd	.594	1288	128.8	--
Delta State	226	98	dd	.434	1168	116.8	--
Henderson St.	251	98	dd	.390	1199	108.9	--
North Alabama	161	81	8	.503	1380	98.6	12
Miss. College	143	70	dd	.490	922	92.2	--

SCORING

Player/School	G	TD	PAT	FG	Pts.	Avg.
Robert Williams, VSU	13	21	0	0	126	9.7
Stanley Flanders, VSU	13	21	0	0	126	9.7
Dominique Ross, VSU	13	16	0	0	96	7.4
Felix Addo, WGC	10	12	2	0	76	7.6
Chad Walker, WGC	10	12	0	0	72	7.2

PASSING DEFENSE

School	AH.	Comp.	Int.	Pct.	Yds.	Avg.	TD
North Alabama	341	157	21	.460	1710	122.1	15
Central Ark.	235	89	dd	.379	1294	129.4	--
Miss. College	228	125	dd	.548	1448	144.8	--
West Alabama	162	97	dd	.599	1454	145.4	--
VSU	308	148	14	.481	1924	148.0	8
West Georgia	241	136	dd	.564	1536	153.6	--
Delta State	218	119	dd	.546	1598	159.8	--
Henderson St.	288	159	dd	.552	2126	193.2	--

INTERCEPTIONS

Player/School	No.	Yds.
Zack Phillips, UNA	5	24
Shannon Garrett, MC	4	54
Andre Gilliam, WGC	4	11

PUNTING

Player/School	No.	Yds.	Avg.
Lee Morris, UNA	33	1367	41.4
David Ashby, VSU	32	1293	40.4
Kevin Leach, UCA	42	1678	40.0
Jack Hankins, UWA	62	2356	38.0
William Bray, HSU	81	2965	36.6

PUNT RETURNS

Player/School	No.	Yds.	Avg.
Tim Woods, UCA	16	227	14.2
Stanley Flanders, VSU	13	158	12.2
Donnie Ashley, MC	24	250	10.4
Keith Watts, DSU	22	216	9.8
Mo Malone, UNA	37	278	7.5

KICKOFF RETURNS

Player/School	No.	Yds.	Avg.
Raphael McCuien, UCA	14	415	29.6
Kenyatta Jones, UNA	17	408	24.0
Thad Tucker, WGC	16	384	24.0
Terry Guidry, UWA	40	891	22.3
Corey Jarrells, WGC	12	254	21.2

BLAZER FOOTBALL

Sports Information

Steve Roberts is entering his 15th year as sports information director at Valdosta State University. He became the school's first full-time director in the fall of 1981 following the decision earlier that year to begin a football program at the institution.

Roberts is in charge of media relations, statistics and the production of brochures, flyers, schedule cards and releases for the university's 11 intercollegiate sports. Over the years several sports brochures have received awards in various competitions. The cover of the 1993 football brochure was judged best in the nation.

Roberts' office is located along with the offices of the athletic director and all coaches other than football in the Physical Education Complex. Part of his duties include scheduling the arena area of the complex which is used for graduations, concerts and testing as well as athletic events.

A 1965 journalism graduate from the

University of Georgia, Roberts worked for three years in sports then as Sunday editor of The Savannah Morning News before joining the public relations staff at Valdosta State. He became Sunday editor of The Valdosta Daily Times in 1972 but continued to handle Valdosta State's sports information requirements on a part-time basis. When football was established, Roberts returned to the university full time.

Over the years Roberts has built a reputation for timely and accurate statistics, and for the past seven years he and his football statistics crew have been in charge of game stats at the Gator Bowl game. In 1994, Valdosta State became the host institution for the Division II baseball championship in Montgomery, Ala., and Roberts and his staff take care of media relations and game operations.

Roberts is a member of College Sports Information Directors of America, his profession's national organization, and last June was elected to a three-year term

as a college division representative on CoSIDA's board of directors. He serves as District III coordinator for football, basketball and baseball on the GTE Academic All-America Committee. District III is comprised of the states of Florida, Georgia, South Carolina, North Carolina and Virginia. He is also a member of the Baseball Writers Association and the Basketball Writers Association.

A native of Douglas, Ga., Roberts is married to the former Maggie Harden of Eastman, who directs the academic advising center for VSU's College of Education. They have two sons, Bill, 19, a sophomore and student worker in the sports information office at the University of Georgia, and John, 15, a sophomore at Valdosta High School who works part-time in the VSU sports information office.



STEVE ROBERTS
Director

Blazers On the Road

Game 2 North Dakota State September 9, 7 pm (CDT)

Depart: Saturday Morning,
September 9
Chartered Jet

Pre-Game Headquarters: Fargodome,
Fargo, ND

Return: Saturday Night After Game
Flying Time: Approximately 2 1/2 Hrs

Game 3 Texas-El Paso September 16, 7:05 (MDT)

Depart: Friday Afternoon,
September 15
Chartered Jet

Pre-Game Headquarters: Embassy
Suites, El Paso, TX

Return: Saturday Night After Game
Flying Time: Approximately 3 Hrs

Game 5 Central Arkansas September 30, 1:30 pm (CDT)

Depart: Friday Afternoon,
September 29
Chartered Jet

Pre-Game Headquarters: Ramada Inn,
Conway, AR

Return: Saturday Afternoon After Game
Flying Time: Approximately 2 Hrs

Game 8 Delta State October 21, 2 pm (CDT)

Depart: Saturday Morning, October 21
Chartered Jet

Pre-Game Headquarters: Parker Field,
Cleveland, MS

Return: Saturday Afternoon
After Game

Flying Time: Approximately 2 Hrs

Game 9 North Alabama October 28, 1:30 pm (CDT)

Depart: Friday Morning, October 27
Chartered Buses

Pre-Game Headquarters: Holiday Inn,
Sheffield, AL

Return: Saturday Afternoon
After Game

Driving Time: Approximately 9 Hours

Game 11 West Georgia November 11, 1:30 pm (EST)

Depart: Friday Morning, November 10
Chartered Buses

Pre-Game Headquarters: Ramada Inn,
Carrollton, GA

Return: Saturday Afternoon
After Game

Driving Time: Approximately 4 Hrs

HOME OF THE BLAZERS

Cleveland Field

Valdosta State plays its home football games at Cleveland Field, located across the street from University Center, a former shopping plaza acquired by the university which has been beautifully renovated to house additional classrooms and offices for the rapidly growing institution.

The stadium was built in 1922 and was named for the late Dr. A.G. Cleveland, who was superintendent of the Valdosta City Schools from 1919-1949. Seating has been added through the years which has enlarged the facility to its current 11,500 seats. It features a beautiful natural turf playing field and is topped on the south side by a two-level press box.

The Blazers played their first seven seasons at Cleveland Field and returned to the facility three years ago to take advantage of its convenient location adjacent VSU's main campus. Facilities in University Center will be available to accommodate Blazer Boosters, and acres of convenient parking are available for tailgate parties on game days and nights.

Blazer football's goal in 1995 for five home dates will be to improve on the school's 37-15-1 record at Cleveland Field over the years. The 1994 team was a perfect 8-0 in the friendly confines, including a playoff victory over Albany State in front of a record crowd of 10,948.

FIELD FACTS

FIELD RUNS...

East - West

CAPACITY...

11,500

BUILT IN...

1922

SURFACE...

Natural Turf

VISITORS DRESS...

Under North Stands

BLAZERS DRESS...

Under South Stands

PRESS BOX...

Tops South Stands

"Valdosta State football is one of the top draws in the nation at the Division II level. Last year's Blazers set a school all-time attendance record, averaging 7401 fans for eight dates, including two crowds of more than 10,000."





JIM MADALENO
Director



DR. KURT JACOBSON
Hughston Sports
Medicine Clinic

**STUDENT TRAINERS
WORKING FOOTBALL**

- Yolanda Jenkins
- Jamie Pinyan
- Tony Mathis
- Scott Piland
- Ryan Kebler
- Kathy Kennedy
- John Paul Hamilton
- Aura Bowen
- Chauncey Keith
- Brian Vaughn
- Phillip Burnett
- Donnie Mayfield

BLAZER FOOTBALL

Sports Medicine

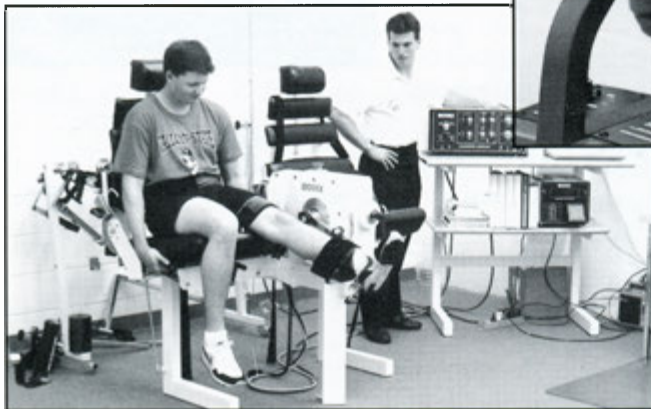

The Sports Medicine program at Valdosta State, under the direction of head athletic trainer Jim Madaleno, provides the athletic training personnel and expertise for the 11 intercollegiate sports. Madaleno oversees a staff which includes three other certified athletic trainers, two graduate assistants and a host of student trainers who work the various sports during their seasons.

The Sports Medicine major is offered by the Department of Health, Physical Education and Athletics within the College of Education, and admission is based on academic achievement, course work, related experiences and recommendations. The first two years consist of coursework in the college core curriculum along with background courses appropriate to the major. The second two years incorporate the professional sequence of coursework in the areas of injury assessment, therapeutic exercise, advanced anatomy, biomechanics, kinesiology and sport physiology.

It is during the second two years that the student becomes actively involved in the laboratory experiences in the athletic training room and on the athletic fields and courts. All of these experiences are under the direct

supervision of Madaleno or one of the other certified trainers.

In addition to the sports medicine staff, Valdosta State athletics is "taken care of" by VSU's Student Health Services area, and by Dr. Kurt Jacobson and members of his staff from the world famous Hughston Sports Medicine Clinic in Columbus.



Composite Schedule of 1995 Opponents

* Night Game	Sept. 2	Sept. 9	Sept. 16	Sept. 23	Sept. 30	Oct. 7	Oct. 14	Oct. 21	Oct. 28	Nov. 4	Nov. 11
Valdosta State	Gardner-Webb*	at North Dakota St.*	at Texas-El Paso*	Arkansas Tech*	at Central Arkansas	West Alabama*	St. Ambrose	at Delta State	at North Alabama	Mississippi College*	at West Georgia
Gardner-Webb	at VSU*	OPEN	at FL Valley State*	Newberry	at Wingate	Lenoir-Rhyne	at Catawba	Carson-Newman	Elon	Presbyterian	at Mars Hill
North Dakota St.	Delta State*	VSU*	at St. Cloud State	at Nebraska Omaha*	Augustana*	Northern Colorado	at South Dakota State	at Mankato State	South Dakota*	at North Dakota	Morningside*
Texas-El Paso	at New Mexico State*	at Arizona State*	VSU*	at Hawaii*	Utah*	at Air Force	Tulsa*	OPEN	San Diego State*	at Colorado State	at Fresno State*
Arkansas Tech	OPEN	Delta State*	Central Arkansas*	at VSU*	Southern Arkansas*	Arkansas-Monticello*	at West Alabama	at Mississippi College*	at Henderson State	North Alabama	Ouachita Baptist
Central Arkansas	at East Texas State*	at Missouri Southern State*	at Arkansas Tech*	Arkansas-Monticello*	VSU	at Delta State*	North Alabama	West Alabama	at Mississippi College	at Southern Arkansas	Henderson State
West Alabama	Harding	at Union	at Lane	at Mississippi College* 9/21	Henderson State	at VSU*	Arkansas Tech	at Central Arkansas	West Georgia	Delta State	at North Alabama
St. Ambrose	at Olivet Nazarene	Drake*	Wisconsin-Platteville	at Wisconsin-Oshkosh	at Graceland*	OPEN	at VSU	Nebraska Wesleyan	at Lindenwood	at Iowa Wesleyan	at Minnesota-Morris 11/12
Delta State	at North Dakota State*	at Arkansas Tech*	at Northwestern State*	North Alabama*	at West Georgia	Central Arkansas*	at Henderson State*	VSU	Southern Arkansas*	at West Alabama	Mississippi College
North Alabama	Albany State*	at Alabama A&M*	OPEN	at Delta State*	at Mississippi College	West Georgia*	at Central Arkansas	Henderson State	VSU	at Arkansas Tech	West Alabama
Mississippi College	OPEN	Southern Arkansas*	at Arkansas-Monticello*	West Alabama* 9/21	North Alabama	at Henderson State*	at West Georgia	Arkansas Tech*	Central Arkansas	at VSU*	at Delta State
West Georgia	at Elon* 8/31	at Jacksonville State*	OPEN	Southern Arkansas	Delta State	at North Alabama*	Mississippi College	Arkansas-Monticello	at West Alabama	at Henderson State	VSU

Nov. 18: New Mexico at Texas-El Paso*; Nov. 25: Wyoming at Texas-El Paso



1995 SCHEDULE

DATE	OPPONENT	SITE	TIME
Sept. 2	Gardner-Webb	Valdosta	7 pm
Sept. 9	North Dakota State	Fargo, ND	7 pm CDT
Sept. 16	Texas-El Paso	El Paso, TX	7:05 pm MDT
Sept. 23	Arkansas Tech*	Valdosta	7 pm
Sept. 30	Central Arkansas*	Conway, AR	1:30 pm CDT
Oct. 7	West Alabama*	Valdosta	7 pm
Oct. 14	St. Ambrose**	Valdosta	2 pm
Oct. 21	Delta State*	Cleveland, MS	2 pm CDT
Oct. 28	North Alabama*	Florence, AL	1:30 pm CDT
Nov. 4	Mississippi College*	Valdosta	7 pm
Nov. 11	West Georgia*	Carrollton	1:30 pm

ALL TIMES LOCAL

*Gulf South Conference games **Homecoming

