

VALDOSTA STATE UNIVERSITY



HATCH ATTACK

STATE 2004

To The Working Media FOOTBALL



PRESS BOX: Rebuilt Cleveland Field and Bazemore-Hyder Stadium, the football home of Valdosta State's Blazers, is topped on both sides by press boxes to accommodate event personnel. The booth on the south (home) side will house game operations, media, sports information, home coaches, home radio and filmers for both teams. The booth on the north (visitor) side will house visiting coaches, visiting radio, and film crews for coaches' shows and television stations.

PRESS BOX SERVICES: Standard services are provided for media personnel -- flip cards, cumulative statistics, media guides, programs, play-by-play accounts at the conclusion of each quarter, abbreviated statistics at halftime and complete final statistics as soon as possible at the end of the game. Ample telephone service is available. Soft drinks and a snack will be served.

MEDIA CREDENTIALS: Contact Steve Roberts, SID, for press passes as far in advance as possible. Passes will be mailed if time permits. If not, they will be left at the Will Call table at the southeast corner of Cleveland Field. The passes will be at the Will Call table two hours before kickoff.

MEDIA PARKING: Parking for the media is available in a lot near southwest end of Cleveland Field. The media credential serves as the parking pass.

RADIO: Valdosta State has a radio booth for the originating station for the Blazer Football network. A modular plug phone line is provided the official broadcast team of the opponent for each game. The visiting radio crew should obtain permission and credentials in advance from Steve Roberts, SID. Gulf South Conference opponents are provided the phone line at no charge. Other opponents are charged a \$50 fee. The visiting radio phone number as well as a trouble number will be given on request.

FILM: Official game filmers will shoot from the pressbox on the south side. Coaches' show filmers, television film crews and tape delay television will use the film deck on the second level of the pressbox on the north side. Media can also film from either sideline (goal line to the 25-yard-line).

SCOUTS: Requests for scouting credentials should be made directly to Steve Roberts, SID, early during the week of the game to be scouted.

OFFICES: Offices of all football coaches are located in the old gymnasium, which also houses the football fieldhouse. The offices of the athletic director, ticket manager and sports information director, are located in the physical education complex.

CREDITS: Editor and Writer: Steve Roberts; Design & Printing: Colson Printing Company, Valdosta, GA

Sports Information Mailing Address:
Steve Roberts
Sports Information Director
Athletic Department
Valdosta State University
Valdosta, GA 31698

PHOTO CREDITS

Many thanks to Valdosta Daily Times photographers Paul Leavy and Mike Tanner, and professional photographers Jack Hartley and Wes Sewell of Valdosta for their time and talent which produced the photos in this media guide.



VALDOSTA STATE SPORTS OUTLETS

Greg McIlvain
Valdosta Daily Times
P.O. Box 968
Valdosta, GA 31698
229-244-1880

Matt Stewart
Valdosta Daily Times
P.O. Box 968
Valdosta, GA 31698
229-244-1880

Christian Malone
Valdosta Daily Times
P.O. Box 968
Valdosta, GA 31698
229-244-1880

Mike Tanner
Valdosta Daily Times
P.O. Box 968
Valdosta, GA 31698
229-244-1880

Dick Rockey
807 Mill Pond Road
Valdosta, GA 31602
229-247-7669

Mike DiRocco
FTU Sports
P.O. Box 1949-F
Jacksonville, FL 32231
904-359-4246

Alex Abrams
FTU Sports
P.O. Box 1949-F
Jacksonville, FL 32231
904-359-4246

Wendy Parker
Atlanta J-C Sports
P.O. Box 4689
Atlanta, GA 30302
404-526-5794

Sports Editor
The Spectator
Valdosta State University
Valdosta, GA 31698
229-333-5685

Frank Barnas
Communication Arts
Valdosta State University
Valdosta, GA 31698
229-333-7156

Sports Director
WWRQ
P.O. Box 1327
Valdosta, GA 31603
229-244-8642

College Writer
Macon Telegraph Sports
P.O. Box 4167
Macon, GA 31213
478-744-4302

Sports Editor
Times-Enterprise Sports
P.O. Box 650
Thomasville, GA 31792
229-226-2400

Wayne Grandy
Observer Sports
P.O. Box 889
Moultrie, GA 31768
229-985-4545

Tom Mark
Gazette Sports
P.O. Box 708
Tifton, GA 31794
229-382-4321

Daniel Shirley
Herald Sports
P.O. Box 48
Albany, GA 31703
229-888-9305

Sports Editor
Waycross Journal Herald
P.O. Box 219
Waycross, GA 31501
912-283-2244

Lee Gordon
WCTV-TV Sports
P.O. Box 3048
Tallahassee, FL 32303
850-893-2126

Kevin McDermott
WALB-TV Sports
P.O. Box 3130
Albany, GA 31708
229-446-4042

Robert Hydrick
WALB-TV Sports
P.O. Box 3130
Albany, GA 31708
229-446-4043

Tom Odum
P.O. Box 2736
Valdosta, GA 31604



Valdosta State University...General Information

ATHLETIC STAFF

POSITION/NAME	Telephone (Area Code 229)	
	OFFICE	HOME
Faculty Athletic Representative		
Bobby Tucker.....	333-7161	794-3649
Athletic Director		
Herb Reinhard.....	333-5890	241-8504
Secretary: Debbie Wisenbaker	333-5890	NA
Secretary: Mary Frances Hightower	333-5890	NA
Athletic Advancement Director		
Lynne Sourwine-Capece.....	333-5890	NA
Athletic Development Director		
Bill England.....	333-5890	242-7413
Baseball		
Tommy Thomas.....	259-5562	245-0303
Assistant: Shannon Jernigan	259-5563	241-7168
Basketball (Men)		
Jim Yarbrough	333-5893	563-2915
Assistant: Jeff Daniels	333-5004	245-1232
Basketball (Women)		
Kiley Hill	333-5890	563-2910
Assistant: Jennifer Head.....	333-5890	671-1519
Cheerleading Coach		
Dante Tennant.....	333-5890	NA
Cross Country		
Johnny Lancaster (women).....	333-5890	247-7246
Craig Barnes (men).....	333-5890	245-7492
Dance Team Coordinator		
Karen Cook	247-8943	NA
Football		
Chris Hatcher	333-5970	NA
Secretary: Debi Frocks	333-5970	NA
Golf		
Jared Purvis	333-5890	219-7316
Maintenance, Travel		
Mickey Woods	333-5890	253-9130
Softball		
Kendra McDaniel	333-5890	630-6505
Sports Information		
Steve Roberts	333-5903	244-6560
Strength & Conditioning		
Michael Doscher.....	333-5844	253-9292
Assistant: Courtney Wynkoop.....	333-5844	NA
Tennis		
John Hansen	333-5890	244-4790
Ticket Manager		
Bill England.....	333-5890	242-7413
Trainer		
Russ Hoff	333-7161	242-5327
Assistant: Bobby Tucker	333-7161	794-3649
Assistant: Lori Howard	333-7161	247-8782
Assistant: Chuck Conner	333-7161	244-9386
Volleyball		
Jon Teetzel	333-5890	253-1563

CONTENTS

Athletic & Football Staffs	1
Valdosta State University, VSU President	2-3
Athletic Director.....	4
Head Coach.....	6-7
Assistant Coaches	8-10
Strength and Conditioning Complex.....	11
Blazer Pride	12
Outlook	14-16
Players.....	17-25
Signees.....	26
Sports Medicine.....	27
Gulf South Conference	28-29
Rosters	30-31
Bazemore-Hyder Stadium.....	32
Opponents	34-39
2002 In Review.....	40-46
Records.....	48-53
Lettermen.....	54-56
VSU Pros	57
VSU All-Americans.....	58-59
Hall of Fame	59
Harlon Hill.....	60
Composite Schedule	Inside Back Cover

FOOTBALL STAFF

Head Coach	Chris Hatcher
Alma Mater.....	Valdosta State 1995
Collegiate Record.....	46-6, 4 years
Record at VSU.....	same
Office Phone	229-333-5970
Best Time To Call.....	Mornings
Assistant Coaches	
Assistant Head Coach, Offensive Line	Shawn Bostick
Offensive Coordinator, Receivers	David Dean
Defensive Coordinator, Linebackers	Ashley Anders
Secondary	Ryan Shirley
Defensive Line	Maurea Crain
Strength and Conditioning.....	Michael Doscher
Athletic Trainer	Russ Hoff
Assistant Trainers.....	Bobby Tucker,
.....	Lori Howard, Chuck Conner
Football Secretary	Debi Frocks

FOOTBALL CONTACTS



Chris Hatcher,
Head Coach

Office: (229) 333-5970
email: football@valdosta.edu



Steve Roberts,
SID

Office: (229) 333-5903
Home: (229) 244-6560
email: sroberts@valdosta.edu



Herb Reinhard,
Athletic Director

Office: (229) 333-5890
Home: (229) 241-8504
email: hreinhar@valdosta.edu

Website:

<http://www.valdosta.edu/athletics>

FAX: (229) 333-5972

QUICK FACTS

Location.....	Valdosta, Ga.
Enrollment.....	11,200
President.....	Dr. Ronald M. Zaccari
Athletic Director	Herb Reinhard
Football Coach	Chris Hatcher
Athletic Affiliation	Gulf South Conference, NCAA Division II
Nickname	Blazers
Colors	Red and Black
Stadium.....	Bazemore-Hyder (10,500, field turf)

Valdosta State University...Pathway To Success



Valdosta State University is just the right size ... big enough to offer outstanding faculty, extensive academic programs and social opportunities of a major university and small enough to provide the personal attention you would expect of a selective private college.

The campus is noted for its natural beauty and award-winning design. About the campus ... pines, palms, dogwoods, camellias, lots of azaleas, and vast green lawns ... well, you get the idea. It's a beautiful campus. When you arrive, you will feel good - the way you should feel about a university.

It is ideally located ... look at a map, you'll see the university is just above the Florida line on Interstate 75 within easy driving distance of the beaches, resorts and recreational areas of Georgia and Florida.

Valdosta State is a true learning community where professors and students learn from one another in a friendly and supportive academic environment. The university recognizes it is simply not enough to relay information; the mission focuses on the long-term, total educational experience of every student. Its success is measured by your success. Valdosta State's greatest strength is its faculty, whose primary



West Hall, located in the center of Valdosta State University's main campus, houses the offices of the president and vice president for academic affairs as well as several academic departments.

focus is on teaching. They care about their students and challenge them to fulfill their academic potential. Every course is taught by experienced professors with world-class credentials, not by graduate assistants. There are more than 400 men and women on the university's faculty and more than 78 percent of them hold the terminal degree in their field. They're not here by accident. They choose to teach at Valdosta State because it's the kind of place where they can make a difference. And faculty members are approachable. They welcome the opportunity to talk to you about career opportunities, give advice, engage you in research, or even help you find a tutor if you need assistance.

As Valdosta State passes an enrollment of 11,000 this fall, it is just the right size. The university is large enough to offer more than 90 degree programs of study, yet small enough to offer the individualized attention you deserve. The average undergraduate class size is 24, with a student-to-faculty ratio of 22-to-1. This ratio allows meaningful interaction between faculty and students, which is important.

The strength of Valdosta State's student body lies in its diversity. The university currently has students from 48 states and more than 50 foreign countries. The students are exactly like you - and yet totally different. All students are around people who make them feel right at home here but also challenge them with different perspectives on life.

In addition to offering a broad range of academic majors, Valdosta State offers the kind of curriculum that will prepare you for today's constantly changing work environment. There are programs that you would expect to find at almost any college, but there are also a number of programs found only at larger universities.



Pound Hall on North Campus houses the Harley Langdale Jr. College of Business Administration.



FOOTBALL

Dr. Ronald M. Zaccari, VSU President

New Year's Eve 2001 will be remembered as the day Dr. Ronald M. Zaccari, a sculptor, artist, administrator and veteran educator, was named the new president of Valdosta State University. The effective date was January 7, 2002, making Zaccari the seventh president in the history of VSU. He succeeded Dr. Hugh C. Bailey, who served the institution with distinction for 23 years.

Zaccari, president emeritus of West Liberty State College in West Liberty, WV, is a professor of art and an accomplished sculptor. He served as president of West Liberty State, a four-year public institution, from 1996 until he retired in August of 2001 to work on commissioned sculptures. He soon found retirement, even with his art work, left him with too much time on his hands, and he pursued and was rewarded with the VSU presidency.

Once on board, the new president hit the ground running. He is actively involved in productive partnerships with city and county governments, city and county school systems, medical community, chamber of commerce and other local and regional organizations committed to enhancing the educational, cultural and economic development of the region.

He is an active participant in the recently formed Partnership for Metropolitan Development, a group which will serve as a catalyst for creative thinking to promote a strategic vision for the region and which will build partnerships to enhance economic development.

"I really don't understand how VSU can adapt to the next five to ten years of dynamic challenges without a well-defined plan," Zaccari said. "The campus must demonstrate a system of measuring its goals and action steps. The planning process will evolve to an annual planning retreat, an annual celebration of accomplishments and an annual cycle where new priorities take the place of those that have been completed. The process can be described as constant."

Prior to the West Liberty State appointment, Zaccari was provost and vice president for academic affairs at Southeastern Louisiana University in Hammond, La., an institution of about 13,000 students, from 1994-96. Zaccari joined

Southeastern Louisiana in 1977 as head of the Visual Arts Department, serving in that post until 1982.

He held a wide variety of administrative posts at the university, while simultaneously serving as a professor of art, including serving as dean of the College of Education, assistant vice president for academic affairs, acting provost, and associate provost for academic and student affairs. Zaccari began his career as a faculty member in 1967, as an assistant professor of art at Edinboro State College, in Edinboro, Pa.

He also was as an associate professor of art at the University of Colorado, from 1973-77. Zaccari holds a B.S. from the State University at Slippery Rock, in Slippery Rock, Pa, a M.Ed. from the University of Pittsburgh (Pa.), and an Ed.D. from The Pennsylvania State University. He has been active with statewide and national professional and higher education associations and is the recipient of numerous federal, state and private sector grants for his work.

He is married, and he and his wife Nancy, a very active player in the university's many activities, have two grown sons, Rahn and Rick.



The Mall Area in front of Odum Library is the center of Main Campus.

The intercollegiate athletics program at Valdosta State consists of six men's (football, basketball, baseball, tennis, golf and cross country) and five women's (volleyball, basketball, softball, tennis and cross country) sports. The university is a member of the 17-team Gulf South Conference. The football Blazers have won three of the last four league championships and advanced to the national title game in 2002.





The positive reputation of Valdosta State University athletics has grown by leaps and bounds in the 12-plus years Herb Reinhard has been in charge of the 11-sport Division II program. Reinhard joined the Valdosta State athletic family in December 1991, coming from Florida A&M University where he was assistant athletic director in charge of marketing and promotions.

The personable Winter Park, Fla., native has directed a superbly well-balanced program which has won Gulf South Conference all-sports trophies in both men's and women's sports a total of six times during his tenure.

"I am pleased with many of our accomplishments over the

past dozen years, especially the all-sports trophies because they validate the emphasis we put on the overall program," Reinhard said. "We want to continue to give all our coaches every possible chance to be successful, and that takes a lot of commitment not only from our staff but from this and surrounding communities.

"I am very thankful that the community involvement has continued to grow. We have a lot of plans in the works which will need that involvement. For our part, we pledge to continue putting exciting and winning teams on the fields and courts."

Reinhard, 46, spent much of his early years on the job turning potential supporters of VSU athletics into active supporters of the program. The list of corporate sponsorships has grown to more than 100, and his aggressive season ticket campaign for football, basketball, baseball, softball and volleyball has paid dividends. He has also expanded the VSU sports package, adding women's volleyball which began play in 1995, as well as its athletic facilities. A fieldhouse and indoor hitting facility for baseball opened in 1998, a \$525,000 softball stadium was completed in July 1999 and new seating and new pressbox construction begins at the baseball facility in late summer.

"We have made some inroads, but we still have much to do. We must continue to present an exciting, appealing product which people want to come out to see. We have so much to offer the south Georgia-north Florida area in the way of entertainment and education. I feel very fortunate to be a part of this institution, which is making an even larger impact on the quality of life for this region."

Reinhard has an undergraduate degree in business from Florida A&M, where he was a two-time all-conference placekicker, and a master's degree in sports administration from Florida State. He began his career at Florida A&M in 1979 where he was women's sports information director for six years before taking over athletic marketing and development in 1986. He was promoted to assistant athletic director in 1990. He was elected to the Florida A&M Sports Hall of Fame in 1993.

Reinhard is married, and he and his wife Linda have a son, Herb IV, 14, and a daughter, Rebecca Joy, 10.



The Reinhard's: (L-R), Rebecca, Herb, Linda, and Herb IV.

THE COACHES



Chris Hatcher - Head Coach



Chris Hatcher changed hats down the stretch of the 2003 football season, discarding his white cap for a black one after his Blazers had a 35-game regular season winning streak snapped.

That loss also ended a string of three consecutive Gulf South Conference championships, dropping Valdosta State to a second place finish. A first round playoff loss put the final record at 10-2, certainly very good but not up to the standards Hatcher established in his first three years.

Hatcher's first three teams improved across the board. He went 10-2, won the Gulf South Conference championship and reached the first round of the playoffs in year one. He went 12-1, won the league title and reached the second round of the playoffs in year two. He went 14-1, won a record third straight conference crown and reached the national championship game in year three.

Hatcher, who rewrote the Valdosta State record book as the starting quarterback from 1991 to 1994, is set to enter his fifth season as the Blazers' head man, again shouldering extremely high expectations for the program he has elevated into the national limelight.

Hatcher became the university's winningest football coach when he won his 41st game during the 2003 season. His four-



year record of 46-6 is a remarkable .885 winning percentage. His second and third teams posted back-to-back undefeated regular seasons, and the Blazers pushed the winning streak to a conference record 35 in a row before it ended last November. Hatcher has been flooded with coach of the year honors at conference, regional and national levels, and his teams have won national statistical awards.

Great stuff. But despite all the success, Hatcher remains unsatisfied. The goal will always be to play 10 or 11 regular season and four or five playoff games each year. His first team played 12. His second team played 13. His third team reached the goal of playing 15 games, but the season ended with a loss. The basic goal was reached, but the ultimate goal - the national championship - was denied. Last year's

team extended the playoff record by receiving its fourth straight invitation to post-season play but lost in the first round for the first time since 2000.

"We're back to being the hunter instead of the hunted," Hatcher said. "We're not the good guys in the white hats anymore. We need to approach this season with a chip on our shoulder. North Alabama took our title away. It's up to us to get it back."

Hatcher, whose organizational skills and attention to detail belie his relatively young age (31), has thrived in his dream job as a collegiate head coach.

"The big thing is I've always wanted to be a head football coach at the college level somewhere," he added. "Being at Valdosta State is just an added bonus."

The personable Hatcher, a Macon native who was a standout in football and baseball at Mt. de Sales Academy, is back "home" following one year at Central Florida (where he coached Minnesota Viking quarterback Daunte Culpepper) and three years at Kentucky (where he coached both former Cleveland Brown quarterback Tim Couch and former VSU QB Dusty Bonner).

At Kentucky Hatcher worked for former VSU coach Hal Mumme (who won 40 games in five seasons), in whose offense he flourished as a player from 1992-94, and from whom he adopted and adapted his potent Air Raid offensive attack. Mumme predicted Hatcher's success, citing his leadership skills and teaching ability and labeling him "a wonderful football coach".

Hatcher was also a wonderful football quarterback at VSU. He completed 1,047 of 1,529 passes for 11,363 yards and 121 touchdowns, setting 29 school passing and total offense records along the way (14 of which still stand). More would still be on the books if he hadn't had Bonner running his offense for two seasons.

Hatcher started 41 consecutive games (29-10-2) at Valdosta State and still holds 13 Gulf South Conference and 17 Division II national records in addition to his 14 school marks. In his senior season of 1994, he led the Blazers to their first playoff appearance, reaching the quarterfinals before losing in double overtime to eventual national champion and conference




The Hatchers: Chris, Tyler and Lori



FOOTBALL

The Chris Hatcher File



rival North Alabama. Among his more impressive national records are his 68.5 career completion percentage and his 20 straight completions against New Haven.

Hatcher was a two-time all-America (1993 and 1994) and a two-time winner of the GSC's Commissioner's Trophy, which goes to the league's most outstanding overall student-athlete. He capped his brilliant senior campaign by winning numerous national honors, including the prestigious NCAA Top Eight Award, the GTE Academic All-America National Player of the Year and an \$18,000 post-graduate scholarship from the National Football Foundation.

In addition, he won the 1994 Harlon Hill Trophy, which goes annually to Division II's best player, by the second largest vote margin in the award's 18-year history.

Hatcher followed his father Edgar into coaching, beginning as a student assistant at Valdosta State in 1995 and working with his quarterback successor Lance Funderburk, also an all-America who finished second in the 1996 Harlon Hill race. The coaching road then led to Central Florida in 1996 and on to Kentucky when Mumme was named head coach in 1997.

And now he's come full circle ... back to Valdosta State where the journey began as a walkon fifth string quarterback in the fall of 1991. After winning 46 of 52 games in his first four seasons, Hatcher has not wavered from his initial perception of the job.

"We really expected to win, and we expected to win immediately," he said. "I left a great place at Kentucky to come to a place that has always been special to me. We're raising a family here, and hopefully we're raising the bar as to what is expected year-in and year-out from Blazer football. We want to be the best."

Hatcher and his wife Lori are both Valdosta State graduates, Chris in kinesiology and physical education and Lori in early childhood education. The couple's first child, Tyler Christopher, turned four in June.

Wife: Lori (VSU graduate in early childhood education)

Son: Tyler Christopher, 4

Record at VSU: 46-6 (.885); Conference Record: 34-2 (.944)

Coaching Experience

- 1995** - Student assistant (quarterbacks) coach at VSU (coached all-America and Harlon Hill Trophy runnerup Lance Funderburk)
- 1996** - Assistant coach (quarterbacks and tight ends) at Central Florida (coached all-America and first round NFL draft pick Daunte Culpepper)
- 1997-98** - Graduate assistant (quarterbacks) and head junior varsity coach at Kentucky (coached all-America and No. 1 NFL draft pick Tim Couch)
- 1999** - Assistant coach (quarterbacks and receivers) at Kentucky
- 2000** - Head coach, Valdosta State University First team finished 10-2, won school's second Gulf South Conference championship and advanced to the Division II national playoffs; Named Gulf South Conference coach of the year; Named Division II coach of the year by American Football Quarterly; Atlanta Touchdown Club coach of the year; Coached Harlon Hill Trophy winner Dusty Bonner.
- 2001** - Finished 12-1, won school's third Gulf South Conference championship and advanced to quarterfinals of Division II national playoffs; Ranked No. 1 in the country for a school record six consecutive weeks; 12-game winning streak is longest in school history; Named Gulf South Conference coach of the year for second straight season; Named Division II regional coach of the year by American Football Coaches Association; Atlanta Touchdown Club coach of the year; Coached Harlon Hill winner Dusty Bonner.
- 2002** - Finished 14-1 and reached national championship game; won school's fourth Gulf South Conference championship (third in a row). Ranked No. 2 in the country all season. 14-game winning streak is the longest in school history; Named Gulf South Conference coach of the year for third straight season; Named Division II regional coach of the year by American Football Coaches Association for second straight year; 13 players named to all-conference team, including the offensive and defensive players of the year. Has won 27 consecutive regular season games and 23 consecutive conference games.
- 2003** - Finished 10-2 and second in the Gulf South Conference. Advanced to national playoffs for fourth straight year, losing in first round. Nine players named to all-conference team. Had consecutive regular season winning streak end at 35 games (29 consecutive conference games) during season. Became winningest coach in school history when VSU won fifth game of season.

Playing Career

- ▶ Valdosta State, 1991-94 (41 consecutive starts, compiled 29-10-2 record)
- ▶ Holds 14 school, 13 Gulf South Conference and 17 Division II national records
- ▶ Two-time all-America (1993 and 1994)
- ▶ Harlon Hill Trophy (best player in Division II) winner by the second largest vote margin in the history of the award (1994)
- ▶ Two-time winner of the Gulf South Conference Commissioner's Trophy (1993 and 1994)
- ▶ Member of Gulf South Conference Team of the 1990s
- ▶ NCAA Top Eight Award Winner (1994)
- ▶ Awarded one of the 16 post-graduate scholarships from the National Football Foundation (1994)
- ▶ CoSIDA Academic All-America National Player of the Year (1994)
- ▶ Elected in his first year of eligibility to Valdosta State University Athletic Hall of Fame's Class of 2001
- ▶ Elected to Macon Sports Hall of Fame Class of 2001 (last class was elected in 1978)

Assistant Coaches FOOTBALL



SHAWN BOSTICK

Assistant Head Coach
Offensive Line

Shawn Bostick, beginning his seventh season in charge of the offensive line, knows he was a major beneficiary when Valdosta State hired his college roommate as the school's sixth head coach in December 1999. The first thing Chris Hatcher did after taking charge of the football program was name Bostick his assistant head coach.

"Boss was my center when I played quarterback here, and we've been close friends for a long time," Hatcher said. "Just as important as far as the football program is concerned is the fact he's a very good offensive line coach with a tremendous work ethic. I kid him that naming him my top assistant only means he gets to do the things I don't want to do."

Bostick, who received an education degree in health and physical education from VSU in 1996, was a three-year letterman on Blazer teams in 1991, 1992 and 1993. He started at center for the 1993 team which compiled an 8-3 record. That offensive line protected Hatcher like a baby, surrendering only 10 sacks in 471 passing attempts.

The 34-year-old Bostick has now been in charge of the offensive line longer than any other coach in the 22-year history of the program, and has produced two all-America and eight all-conference players. A mainstay of this year's O-line is senior Torrey Howard, a three-year starter who was an all-conference and all-region selection last season.

"I'm very proud of the players I've had the privilege to coach," Bostick said. "I think we've gotten better each year but we still haven't reached the level of consistency I want us to have. We have a lot of experience coming back this year, and the goal in camp in addition to becoming a consistent unit every snap will be to cultivate some depth across the board."

Bostick and the former Sheila Hammock celebrated their seventh wedding anniversary in June. Their first child, Emma, was born in November 2002.



The Bosticks: Shawn, Emma and Sheila



DAVID DEAN

Offensive Coordinator
Receivers
Special Teams

David Dean, who coordinated arch rival West Georgia's highly successful passing game in the 1990s, returned to Valdosta State in January 2000 when Hatcher hired him to coach receivers and special teams. His results impressed his boss to the point Hatcher promoted Dean to offensive coordinator following that first year success.

"I told him when I hired him he'd be the 'dean' of the new coaching staff," Hatcher remembers. Dean, 40, is in fact the veteran of a young Valdosta State staff.


"We communicate very well, and I think it was a natural progression to make him the coordinator," Hatcher said. "I have great respect for David's opinion and depend on him greatly for advice as we continue to implement our version of the Air Raid offense. He's been around the Gulf South Conference for more than 10 years and brings a wealth of information which benefits our program tremendously."

Dean is on his second tour of duty at VSU, where he coached wide receivers under Mike Cavan from 1988-91. He joined arch rival West Georgia's staff as running backs coach in 1992. In his eight seasons, the Braves compiled a record of 59-25, won two GSC championships (1997-98) and beat Valdosta State seven times. Since his return, VSU is 4-0 against its old rival.

Dean was a versatile high school football player at Avondale in metro Atlanta, playing both defensive back and quarterback. He was selected to the all-county team as a defensive back and was the second ranked quarterback in passing efficiency.

After walking on as a freshman at Georgia Tech in 1982, Dean earned a scholarship and played for the Yellow Jackets for three seasons, winning the Guts Award in 1984 and 1985. He was a graduate assistant at Tech in 1986 and coached wide receivers at Avondale in the spring of 1987 before beginning his first tour at Valdosta State.

Dean is married to the former Stacie Stott, a VSU alumnus and advisor to the Blazer Pride support group, and the couple has two daughters, Caroline, 7, and Allison, 5.



The Deans: Caroline, Stacie, David, Allison



FOOTBALL Assistant Coaches



ASHLEY ANDERS

**Defensive Coordinator
Linebackers**

Ashley Anders enters his third season at Valdosta State and his second as the man in charge of the Blazers' highly-regarded defense. Hatcher promoted him to coordinator before spring practice last season, and VSU didn't miss a beat defensively as Anders and his staff put another of the league's top units on the field.

Anders came to VSU as linebackers coach in 2002 and will continue that responsibility again this season. His linebacker corps has been superb, and he has produced five all-conference players in two seasons. But the "Black Swarm" returns only two starters from last year, and neither of them are linebackers.

"We did lose our starters across the board at linebacker, but I'm not starting over," Anders said. "We return a core group who has played a lot of football for the Blazers. We'll be young, but I expect us to be just as competitive and in time just as productive. That goes for this year's defense as a whole. It's this group's time to shine, and I think they will."

Anders joined the Blazer football family after coaching linebackers, the secondary and special teams at Holmes Community College in Goodman, Mississippi for two seasons.

He was a three-sport letterman in high school in Hampton, Arkansas, being named an all-district and all-conference defensive back in football and an all-district and all-conference pitcher in baseball, sports in which he lettered all four years. He also lettered two years in basketball. He played baseball at GSC rival Arkansas-Monticello, graduating with a health and physical education degree in 1996.

He began his coaching at Star City (Arkansas) High School in 1996 as head basketball coach and assistant football coach (three years), assistant baseball coach and assistant strength coach (one year each) and head strength coach one year. His last year at Star City (1998-99), he was defensive coordinator.

He moved to Auburn to work on his master's degree in sports administration in 1999 and coached defensive backs and special teams as a graduate assistant for the Tigers. He earned his master's degree in 2000 before moving to Holmes CC.

Anders, 32, is married, and he and his wife Sheri have a daughter, Mary Alex, 4, and a son, Cade, born in January 2003. Sheri is a special education teacher in the Lowndes County School System.



The Anders: Sheri, Ashley, Mary Alex, Cade



MAUREA CRAIN

**Defensive Line
Recruiting Coordinator**

Maurea Crain begins his third season as Valdosta State's defensive line coach and second as the program's recruiting coordinator. He took over the coordinator duties last January after Chris Boden left to become offensive coordinator at Texas A&M-Commerce. Crain joined Valdosta State football after spring practice in 2002, just in time to work a series of very popular summer camps. He came from Baylor University where he spent 2001 working on a graduate degree and helping coach the offensive line for the Bears.

His 2002 defensive front four was instrumental in setting a new school record for sacks (58) and produced the conference's defensive player of the year in all-American Dewayne Smith. Most of that unit departed, and Crain undertook a reconstruction project for 2003. When the dust had settled on last season, two more all-conference players (Derrick Hill and Tim Thompson) were named.

Hill and Thompson both return and are expected to be the bookends on what Anders predicts will be the strength of the 2004 defense. "We've been given our assignment," Crain said. "Our job is to carry it out."

A native of Waco, Texas, Crain played prep football at University High School before being recruited to play at the University of Iowa. He graduated from Iowa with a degree in political science in 1994 and began his coaching career a year later as defensive line and special teams coach at his high school alma mater.

He moved to Tyler (Texas) Junior College in 1997 where he coached the defensive line and special teams for three seasons before beginning work on his graduate degree at Baylor.

Anders continues to be Crain's biggest fan.

"Maurea takes a no-nonsense approach to his job," Anders said. "He communicates with his players extremely well, and they know exactly where they stand and what is expected. He has developed some outstanding players in the trenches for the Blazers."



Maurea Crain

Assistant Coaches



RYAN SHIRLEY

Secondary

Ryan Shirley begins his second season in charge of Valdosta State's defensive backfield, and this year faces the unenviable task of rebuilding the Blazer secondary from the ground up.

He joined the Blazer staff in time for spring practice in 2003, coming from Auburn where he was working on his master's degree. He inherited a veteran secondary, and under his leadership it was the strength of last year's "Black Swarm", producing two all-conference players.

While he spent his first spring getting to know a veteran cast, Shirley spent last spring laying the foundation for a brand new last line of defense. He's confident that foundation was successfully laid and looks forward to getting back to work in August.

"We had very good competition in the spring, and we have picked up some more additions in the off-season," Shirley said. "I expect excellent battles in camp as we fine tune our rotations for the season. We will be on a sharp learning curve, no doubt, but I welcome the challenge because I believe we have the pieces of the puzzle in place to get the job done."

Shirley, 26, is a native of Gordo, Alabama, where he was a prep standout in football (quarterback, defensive back) and baseball (catcher). He was named his county's baseball player of the year as a senior before signing with Beville State (Ala.) Community College.



Ryan Shirley

He played two years of baseball before transferring to Troy State where he played quarterback on two Trojan teams.

He received his physical education degree from TSU in 2001 before taking the graduate assistant position at Auburn in the fall of 2001. He worked with the Tiger secondary for two football seasons before joining the Blazer staff. His brother Kevin was VSU's defensive coordinator in 2002 before becoming secondary coach at Alabama-Birmingham.

Football Support Staff



TULLY PAYNE

Offense Assistant



ASHLEY HENDERSON

Offense Assistant



DEBI FROCKS

Football Secretary



KEVIN PURVIS

Equipment Manager



GREG ADAMS

Defensive Assistant



RICHARD WALKER

Defensive Assistant



JOSH LEE

Offense Assistant



LEE TARPLEY

Defensive Assistant



FOOTBALL

The Jessie Tuggle Strength & Fitness Complex

The Jessie Tuggle Strength and Fitness Complex is an important part of the total athletic program at Valdosta State, but it is especially critical to the football program.


Named for former VSU all-America and former Atlanta Falcon all-pro linebacker Jessie Tuggle, whose \$25,000 gift in 1992 endowed a football scholarship, the complex is a busy place year-round as various teams are put through a vigorous off-season program by strength and conditioning coaches.

The Blazer football off-season program provides a great opportunity for players to make progress in many athletic areas. The primary goal is to develop foot speed and quickness, along with focusing on explosive power, which is achieved through weight training four days a week.

Strength gains have been impressive across the board, and what the young Blazers have accomplished under the watchful eye of speed/strength and conditioning coach Michael Doscher in the weight room and on the practice field will stand them in good stead when they report for fall practice in August.



The Doschers: Dustin, Cassie, Michael, Teresa



Doscher is a key player in the total athletic program, and nobody is more aware of his value than Hatcher and the rest of the football staff. "Mike is simply invaluable. The importance of a well-rounded speed and strength and conditioning program can't be overstated," Hatcher said.

The weight training complex has been improved in recent years both cosmetically and with the most up-to-date equipment which has transformed it into a state of the art facility for Doscher to work his magic with VSU's more than 200 student-athletes.

Doscher, who joined the Blazer athletic family in 1996, received his undergraduate degree from Springfield College and his master's degree from Mississippi State University. He gained experience as an intern at Boston College and an assistant at Nevada-Las Vegas and Mississippi State. He stays on the cutting edge of strength and conditioning techniques, attending clinics throughout the country both as a presenter and participant and has been honored by the National Strength and Conditioning Association for his efforts and dedication.

Doscher is married, and he and his wife Teresa have two children, Dustin, 5, and Cassie, 2.

Blazer Pride

FOOTBALL



Membership in Blazer Pride is open to any Valdosta State student willing to volunteer his/her time to help the athletic department or any of the university's coaches or teams.

The membership includes an assigned leader, the Blazer Pride Captain, who works directly with the group's advisors, football assistant Mario Crain and Stacie Dean, wife of football offensive coordinator David Dean.

Blazer Pride's major focus is to serve as a support organization for all athletic department teams and programs. The group organizes campus tours for recruits and their parents and sits with them at home games.

The group meets weekly from the beginning of fall semester in August through January. From February until the end of spring semester, meetings are held no less than once a month.




Erin Weaver, Texana Royal and Samantha Presti; Right, Pride Member Crystal Bivins and Coach Maurea Crain



Blazers on the Road

When the Blazers hit the road, which they do six times this season, they are escorted by law enforcement officers from Valdosta State's Department of Public Safety and the Lowndes County Sheriff's Office. Helping make VSU road trips smooth sailing are Chad May (LCSO), Jason Jones (VSU), Scott Doner (VSU), Trey Wetherington (LCSO) and Bob Bolton (LCSO).



THE PLAYERS





There's no panic, but there is a greater sense of urgency in the Valdosta State football camp as the Blazers prepare for the 2004 grid wars.

Chris Hatcher, who in four seasons at his alma mater has won 46 of 52 games, three Gulf South Conference championships and taken each team to post-season play, still looks at his program as a work in progress and considers year five a pivotal one in that progression.

"I think this is another big year for us as far as continuing to build the tradition of Valdosta State football," Hatcher said. "Last year was the first in my tenure that we didn't win the conference title, and that didn't sit well with us during the course of the off-season. Our goal has always been to win the national championship, so the conference title was won along the way to that ultimate goal."

That formula was the perfect recipe in Hatcher's first three seasons, but last year's Blazers hit a bump in the road when North Alabama ended VSU's 35-game regular season winning streak (29 straight GSC wins) en route to capturing the league championship. The Blazers finished second and hosted a first round playoff game (a 35-29 loss to Carson-Newman which ended a very respectable 10-2 season).

The unmet goals led to an off-season of discontent, and Hatcher likes what he has seen since the end of last year.

"I think this past off-season was the most intense since I've been here both from the perspective of the coaching staff and the players," he said. "There was a bigger sense of urgency from both areas, probably because we didn't win the conference last year. That had become something we expected to happen. Hopefully, that was a wakeup call for us."

"This year we've refocused a little bit. We still want to win one game a week starting with Albany State. We've got our goal set on getting back to being the conference champion, which would hopefully give us a bye in the first round of the

playoffs. That would be a much-needed break if we were to make it that far. Then the goal would be to push on and get back to Florence for another shot at the ultimate prize."

The goals remain lofty. The group Hatcher and his staff will send into battle to try to achieve them will be the most inexperienced since he took charge of the program.

"We lost a lot of great players, especially on defense where eight of our better players, including the secondary and

linebacking corps, completed their eligibility," Hatcher said. "I don't believe in saying 'we're going to be young' because I think when it's the backups time to play they must be ready. But we will be inexperienced on defense. We will be playing a lot of guys who have played very little if any on Saturdays, so how they develop and perform when the lights come on

will have a huge impact on our season.

"Folks will still be gunning for Valdosta State. North Alabama is on top right now, but we're still one of the top teams in the conference, and we must continue to play our best each week and let the chips fall where they may. That's the thing I worry about the most. Will we play our best? If we do, then I expect us to still be playing in December."

THE OFFENSE

Eight starters return from a unit which finished third in the conference in scoring (32.6 ppg), fourth in pass offense (286.1 ypg) and fifth in total offense (394.2 ypg). Although eight players who started most of the time last year return, Hatcher expects some good battles across the board in summer camp.

"We had excellent competition in all areas in the spring, and I expect that to continue in August," he said. "If it does, we have a chance to be solid on the offensive side of the ball."

QUARTERBACKS

Last year's starter, two other lettermen, two senior college transfers and a highly regarded recruit are on board, creating a wide range of possibilities for Hatcher and coordinator David Dean to consider. Junior Barrett Wilkes, who threw for 3269 yards and 26 touchdowns last season, came out of spring No. 1 on the depth chart. Senior Fabian Walker, who transferred from Florida State, finished a close second, followed by junior Allen Tillman (Auburn transfer), senior Sean Calhoun and junior Mitch Stewart. Tucker Pruitt, out of Warner Robins' excellent program, arrives this summer.

Buster Faulkner, a three-year letterman and starter on the 2002 national runnerup team, chose to transfer. "We hated to see Buster go because he was a great player for us," Hatcher said. "We went from having a lot of depth to not having much depth at all."

"Walker and Tillman were both impressive at times in the spring as they learned our system. Tillman has academic work to get done in the summer and if he does it will be a good battle in camp to see who rises to the top. Wilkes hasn't had

"I think this is another big year for us as far as continuing to build the tradition of Valdosta State football."





FOOTBALL

2004 Outlook

his redshirt year yet, and that's a possibility because it would solidify us down the road."

RUNNINGBACKS

Even though four-year starter Aaron Jenkins (3859 career yards) is gone, the position should continue to be a strength of the offense. Senior Tyran Robinson, who started ahead of Jenkins last year and rushed for a team high 571 yards, returns as does junior William Milton, who turned in his most productive spring filling the role of three-year starter Lee Tarpley.

"We feel very good with Robinson leading the way," Hatcher said. "He had a great year last year and has been solid throughout his career. He's one of the better runningbacks we've ever had here. It's hard to replace a player with the versatility Tarpley gave us, but Milton has many of the same characteristics. We know redshirt Scott Palmer can play, but we experimented with him at linebacker in the spring before moving him back to offense."

Hatcher added that several other players (juniors Latray Walker, Vincent Brown and Javaris Weston and sophomores Tyler Pruitt, Sam Brown and Donald Thomas) will get their chances during camp. "We have a chance to build a lot of depth at runningback," he said.

WIDE RECEIVERS/TIGHT ENDS

Only five players who caught balls last season return, but the four receiver positions are solid and deep.

Junior Bama Adams and redshirt freshman Zach Parker will work at tight end, senior Rod Dalton and redshirt freshman Jeffrey Felton are at split end, the flankers are sophomore Raymond Thomas, redshirt freshmen Clay Callaway and Travis Taylor and junior Tommy Parker, and senior Darrell Stephens and sophomore Tyler Aurandt will be in the slot.

"I expect terrific battles at every spot for playing time," Hatcher said. "I thought we really caught the ball well in the spring."

OFFENSIVE LINE

Hatcher believes the offensive line is the most important position on the offensive side of the ball, and he further believes assistant head coach Shawn Bostick has the front line troops on hand to be a productive unit.

"We're pretty solid up front with Leighton Cooley at center and Torrey Howard and Kelvin McDavis at the guards," Hatcher said. "They're all seniors who started every game last year. Cooley's a little undersized, but the guy's a heck of a ball player. He'll battle you, and he's the leader of that group. Then we have junior Will Shelton (two-year starter) and sophomore Jos Edison at the tackles. I feel really good about the starters, but we have very little experience at the college level behind them."

A wild card could be redshirt sophomore Marcellus

Washington, who will back up Edison but could play other spots as well. "It's time for him to grow up and make a move," Hatcher said. Junior Brad Fleming can play either guard spot, and redshirt freshman Davis Russell had a solid spring at guard and could be a factor.

Hatcher and Bostick also expect a couple of transfers and maybe a true freshman or two to make some waves. "There are always some surprises, and we're looking for some fierce battles in camp," Hatcher said.

THE DEFENSE

For the first time in many years, VSU's "Black Swarm" defense faces a shortage of returning starters (two), but 17 defensive lettermen are back and coordinator Ashley Anders and his staff expect to put another solid unit on the field.

"I'm expecting big things from the few players we have coming back," said Anders, beginning his second season as coordinator, third overall.

"It's more important than ever that they not only be outstanding players, but they must also be tremendous leaders for all the new faces we're going to have. They will set the example for how we do things around here, and they'll acclimate the newcomers to the kind of work ethic it will take for us to continue our success."

Last year's "Swarm" continued the tradition of hard-nosed defense Hatcher-era teams have demonstrated, finishing the year second in scoring defense (17.2 ppg) and third in rushing defense (142.7 ypg) and total defense (346.2 ypg). The Blazers led the league in turnover margin (+12) and sacks (42).

It's a new year with new challenges, and Anders is anxious to get started. "We've got a lot of questions and not a lot of time to find the answers," he said. "But we've got good players. It will be a different defense, but I think it will be an exciting group to watch."

"I expect terrific battles at every spot for playing time."





DEFENSIVE LINE

With the two returning starters and several other players who have logged quality minutes on Saturday, the forward wall is considered the strength of this year's defense.

"I'm really excited about the potential for our defensive line," Anders said. "We have three quality players in senior Derrick Hill and juniors Tim Thompson and Dedrick Morrison. All play outside, and Hill and Morrison can move inside as well. They give coach (Maurea) Crain a lot of flexibility." Sophomore Dustin DeHaven played his way into the picture with a most productive spring.

On the inside senior Terel Toomer and junior Calvin English return, and the trenches have been bolstered by a couple of junior college recruits, Willie Johnson (a Mississippi JC league all-star) and James Hutley. Both face a sharp learning curve in camp, but Anders expects a smooth transition into the "Swarm" system.

"We should be really athletic all across the front," Anders said. "If the tackles can force double teams, it will allow the linebackers to make plays close to the line of scrimmage."

LINEBACKERS

For the first time in the 22-year history of the football program, the Blazers will more than likely enter the year without at least one pre-season all-conference player backing up the line. But Anders has the ingredients in place to build another solid corps, starting with redshirt sophomore Cody Thomas, who made 55 tackles (fourth on team) as a top reserve last season.

"I expect a really big year for Cody," Anders said. "He has already played a lot of football for us. He has the mentality to play the middle, but he's smart enough and athletic enough to play outside." Adds Hatcher, "He's ready to step up and be a great player. He has everything you want, the mentality, the work ethic and he's mean as a hornet."

Returning outside are senior Fred Dunn at weak side and redshirt sophomore Gio Blalock at strong side. Both played a lot of snaps last season, and Anders is confident they will be solid contributors again.

Anders will turn to an inexperienced group of newcomers to build depth and perhaps challenge for starting jobs. Donnie Daniels, a redshirt freshman, ended spring work in a dead heat with Blalock. Both are out of Peach County's outstanding program. Sophomore Antwan Thomas worked behind Dunn, and senior Nate Hardage played behind Cody Thomas after transferring from Florida State.

The recruiting class could provide some help as well. "We obviously emphasized the defensive side of the ball in recruiting," Anders said. "Some of the linebackers we signed could contribute this season. It will be an interesting summer camp."

THE SECONDARY

After losing five quality players from last year's highly-

regarded defensive backfield, coach Ryan Shirley spent the spring laying the groundwork for this year's secondary. Anders believes a solid foundation was laid.

"I feel good about the safeties. Senior Spencer Fortson and junior Scott Foss have played a lot for us, and now it's their time. Their role is clear cut. They've got to handle the role of being leaders and get other players to their level. They did that in the spring."

Junior Antwan Harris and sophomore Oscar Patterson go into camp as the starting corners but will face strong competition. Senior Sam Reynolds transferred from Western Michigan and made an impact before getting hurt in the spring, and sophomore Kevin Adkins was impressive at safety. More transfers are expected for

camp in addition to a talented recruiting class.

"The good news is many of the guys we have back there can play safety or corner," Anders said. "We'll work toward establishing a chemistry among that group."

SPECIAL TEAMS

The special teams will continue to be an area of great emphasis by Hatcher and coordinator Dean. "We were fairly solid last year, but we only blocked two punts compared to five the year before. We'll continue to use our best players on special teams and attack just like we do on offense and defense."

The Blazers return all their kicking specialists. Senior placekicker Will Rhody, who led the team in scoring for the second straight year with 82 points, returns but will face a stiff challenge from junior Michael Green, who handled kickoff duties a year ago. Senior Kenn Barnett, who averaged 38.6 yards on 68 punts (28 inside the 20, 18 fair caught, none blocked), is back and will again handle the all-important holding chores. Junior deep snapper John Harrison returns as do return specialists Bama Adams (punts) and Tyran Robinson (kickoffs). Adams set a new school record for return yardage (372) and tied the mark for most returns (33). He and Robinson had one return for a touchdown.

THE SCHEDULE

Only four home games are featured on this year's 10-game schedule which begins September 4 at intrastate rival Albany State. The nine-game conference slate begins the next week at Ouachita Baptist and concludes nine weeks later at West Georgia on November 6. The home opener at rebuilt Bazemore-Hyder Stadium is against Harding on September 18. Other home dates feature Delta State on October 2, West Alabama for homecoming on October 16 and Southern Arkansas on October 30.

"It will be 10 extremely tough weeks of football starting with by far the best Albany State team we've faced since I've been here," Hatcher said. "It's a shame for our fans we play only four times at home, but that's how the conference schedule is set up this year."

"I'm really excited about the potential for our defensive line."



FOOTBALL

Quarterbacks


Junior Barrett Wilkes, who started every game and threw for 3269 yards and 26 touchdowns last season, fought off challenges from a couple of senior college transfers last spring and will enter camp at the top of the six-player depth chart. He completed 63 percent of his passes and finished third in the conference in passing yards per game (272.4).

A close second to Wilkes when the spring practice dust cleared was senior Fabian Walker, who transferred from Florida State in January. A prep all-America at Americus, Walker started the 2003 Sugar Bowl game against Georgia before backing up Chris Rix at FSU last fall. He played in seven games, completing 30 of 50 passes for 342 yards and four touchdowns.

Also impressive in the spring was junior Allen Tillman, who transferred from Auburn. He finished spring work No. 3 on the depth chart ahead of returnees Sean Calhoun (senior) and Mitch Stewart (junior). Tucker Pruitt, a highly-regarded prospect from Warner Robins, will join the mix in August.

Buster Faulkner, who started in 2002 and played behind Wilkes last season, transferred to play his senior season at Texas A&M-Commerce.


"The quarterback position is still up in the air," Hatcher said. "They all bring different skills to the table, and they can all get the job done. Tillman has academic work to get done, and if he does it expands our options. I expect camp to continue to be extremely competitive."



BARRETT WILKES

BARRETT WILKES IN 2003

	No.	Yds	TDs
Albany State	35-21-0	231	3
Florida Atlantic	49-35-1	351	4
Delta State	39-25-1	280	2
Southern Arkansas	40-20-1	237	1
Ouachita Baptist	34-23-0	306	4
Arkansas-Monticello	38-23-3	216	0
Central Arkansas	35-24-1	207	1
West Alabama	42-25-0	456	5
North Alabama	24-13-0	109	0
Arkansas Tech	25-17-0	207	1
West Georgia	29-22-0	328	3
Carson-Newman	41-24-2	311	2
TOTALS	431-272-9	3269	26



SEAN CALHOUN
6-0, 173, Senior
Atlanta, GA



MITCH STEWART
6-1, 206, Junior
Newnan, GA



ALLEN TILLMAN
6-2, 190, Junior
Newton, MS



FABIAN WALKER
6-2, 219, Senior
Americus, GA




BARRETT WILKS
5-11, 184, Junior
Valdosta, GA

Runningbacks FOOTBALL



TYRAN ROBINSON IN 2003

	No.	Net	TDs
Albany State	7	15	0
Florida Atlantic	9	44	1
Delta State	11	68	0
Southern Arkansas	18	129	1
Ouchita Baptist	9	17	1
Arkansas-Monticello	12	63	0
Central Arkansas	6	72	1
West Alabama	6	37	0
North Alabama	10	56	1
Arkansas Tech	7	36	0
West Georgia	0	0	0
Carson-Newman	9	34	0
TOTALS	104	571	5



The runningback position should be a major strength of the offense with the return of senior Tyran Robinson, junior William Milton and several other lettermen plus the addition of a couple of highly-regarded recruits.

"I feel very good with Tyran who is coming off a great year (leading rusher with 571 yards, five touchdowns) and who has been a solid player throughout his career," Hatcher said. "Milton is ready to take over for Lee Tarpley, who did such a good job in that role for three seasons. He has many of Lee's characteristics. That's a good one-two punch, and I think we have solid depth down the line."

The Blazer camp looks forward to the arrival of junior Vincent Brown, who turned in an outstanding prep career at nearby Cook High in Adel. More depth will be supplied by juniors Latray Walker and Javaris Weston, sophomores Tyler Pruitt, Donald Thomas and Sam Brown and redshirt freshman Scott Palmer.



SAM BROWN
5-9, 170, Sophomore
Douglasville, GA



WILLIAM MILTON
5-11, 205, Junior
Thomassville, GA




SCOTT PALMER
5-11, 238, Freshman
Dacula, GA



TYLER PRUITT
5-8, 182, Sophomore
Fitzgerald, GA



TYRAN ROBINSON
5-9, 185, Senior
Moultrie, GA



DONALD THOMAS
5-11, 180, Sophomore
Dublin, GA



LATRAY WALKER
5-7, 168, Junior
Augusta, GA



JAVARIS WESTON
5-11, 181, Junior
Jacksonville, FL



FOOTBALL

Offensive Line

Hatcher and offensive line coach Shawn Bostick consider the front five to be the single major key to the success of the 2004 version of the Hatch Attack. Four players who started most of the time a year ago return, and more quality depth has been developed. But much work must still be done when the camp bell rings in early August.

"We feel pretty good about the folks who ended up starting at the end of spring practice," Bostick said. "(Leighton) Cooley, (Torrey) Howard and (Kelvin) McDavis will be seniors and bring a lot of experience and leadership to the table. (Will) Shelton will be starting at left tackle for the third straight year, and he lived in the weight room in the off-season getting stronger. We moved (Jos) Edison to right tackle in the spring, and he improved daily to the point we think he'll do a good job."

Cooley at center, who thrived at the position after winning the job last fall, is the undisputed leader of the forward wall, and McDavis at right guard enjoyed his most productive spring as a Blazer. Howard at left guard, a returning all-conference and all-region performer who will be starting for the third straight season, is expected to take his game to a higher level.



Behind the starters is a group of players who have very little experience at the college level. Redshirt sophomore Marcellus Washington, primarily a tackle, could be the wild card on the o-line, backing up across the board. Redshirt freshman Davis Russell had a good spring at guard as did junior Brad Fleming, who traveled last year as a backup to McDavis. JC transfer Richard Collier (Tyler CC) arrives this summer along with what is believed an above average recruiting class.



LEIGHTON COOLEY
5-10, 255, Senior
Roberta, GA



JOS EDISON
6-3, 250, Sophomore
Blakely, GA



BRAD FLEMING
6-3, 270, Junior
Lilburn, GA



TORREY HOWARD
6-1, 295, Senior
Warner Robins, GA



KELVIN McDAVIS
6-4, 290, Senior
Warner Robins, GA



DAVIS RUSSELL
5-11, 240, Freshman
Jacksonville, FL




WILL SHELTON
6-3, 255, Junior
Snellville, GA



MARCELLUS WASHINGTON
6-2, 285, Sophomore
Columbus, GA

Wide Receivers & Tight Ends



DARRELL STEPHENS

Half of the 16 players who caught balls for the 2003 Air Raid are back but only five played the receiver positions a year ago. But offensive coordinator Dean, who coaches all the receivers, expects more production because of the rapid development of his talent in the spring and rest of the off-season.

"That's the beauty of this offense," Dean said. "We're constantly developing our receiving corps. Our job in camp will be to get the best rotations on the field at the right time."

Sophomore flanker Raymond Thomas, who was second in catches with 38 for 469 yards last year despite missing three games with a foot injury, will go into camp No. 1. Redshirt freshman Clay Callaway made a very successful transition from quarterback in the spring and is expected to be a factor at split end or tight end.

Senior Rod Dalton (26 catches, 316 yards) and redshirt freshman Jeffrey Felton ended spring work in a dead heat for the starting split end job while senior Darrell Stephens (17 catches, 264 yards) held off fast

charging Tyler Aurandt for the lead role out of the slot.

The tight end job varies with the formation, but much of the time junior Bama Adams (24 catches, 413 yards, five TDs) will be the man backed up by sophomore Drew Willis, another converted quarterback who missed last season with a knee injury. When the Blazers go big, redshirt freshman Zach Parker, who was most impressive in the spring, will get the call.



BAMA ADAMS
5-9, 175, Junior
Folkston, GA




TYLER AURANDT
5-10, 147, Sophomore
Atlanta, GA



CLAY CALLAWAY
6-2, 175, Freshman
Watkinsville, GA

RAYMOND THOMAS IN 2003

	No.	Yds	TDs
Albany State	9	115	0
Florida Atlantic	8	64	1
Delta State	2	50	0
Southern Arkansas	3	23	0
Ouachita Baptist	7	106	1
Arkansas-Monticello	1	36	0
Central Arkansas	3	8	0
West Alabama	2	45	1
Carson-Newman	3	22	0
TOTALS	38	469	3



ROD DALTON
6-2, 200, Senior
Athens, GA



JEFFREY FELTON
5-9, 165, Freshman
Cordele, GA



TOMMY PARKER
6-0, 178, Junior
Sylvester, GA

BAMA ADAMS IN 2003

	No.	Yds	TDs
Albany State	2	16	1
Florida Atlantic	4	87	1
Delta State	0	0	0
Southern Arkansas	2	68	1
Ouachita Baptist	2	17	0
Arkansas-Monticello	2	31	0
Central Arkansas	2	26	0
West Alabama	2	42	1
North Alabama	2	16	0
Arkansas Tech	3	34	0
West Georgia	1	65	1
Carson-Newman	2	11	0
TOTALS	24	413	5



FOOTBALL

Wide Receivers & Tight Ends

ROD DALTON IN 2003

	No.	Yds	TDs
Albany State	1	5	0
Florida Atlantic	0	0	0
Delta State	1	7	0
Southern Arkansas	1	4	0
Ouachita Baptist	2	31	0
Arkansas-Monticello	7	73	0
West Alabama	5	49	0
Arkansas Tech	2	54	0
West Georgia	2	14	0
Carson-Newman	5	79	0
TOTALS	26	316	0



85

ZACH PARKER

6-4, 230, Freshman
Valdosta, GA



21

DARRELL STEPHENS

6-2, 207, Junior
Bainbridge, GA



28

TRAVIS TAYLOR

5-11, 170, Freshman
Vienna, GA



3

RAYMOND THOMAS

5-9, 167, Sophomore
Cordele, GA



87

DREW WILLIS

6-0, 216, Sophomore
Sylvester, GA



BAMA ADAMS

Defensive Line

FOOTBALL



Coordinator Ashley Anders expects the defensive line to be the cornerstone of the 2004 version of the "Black Swarm", and defensive line coach Maurea Crain welcomes the challenge.

The only two returning starters as well as much of the reserve experience from a year ago will line up in the trenches as part of a group being counted on to occupy more than its share of attention from opposing offenses.

All-conference performers Tim Thompson and Derrick Hill will be the bookends of the unit, and both are formidable pass rushers with great speed and quickness. Thompson, a junior starting for the third straight year, was the fourth leading tackler last year with 55 stops, 12 of them behind the line including six sacks. Hill, a fifth-year senior, had 52 tackles (4.5 for losses, two sacks). Junior Dedrick Morrison brings a wealth of experience and will start when Hill moves inside. And sophomore Dustin DeHaven was a one-man wrecking crew in the spring, earning more playing time as well.

On the inside, senior Terel Toomer, who played as much as the starters last year, returns as does junior Calvin English, who has made great strides since his redshirt year. That duo combined for 57 tackles last season. Senior Tracy Flounoy (23 tackles) started some last season and could return if he gets some school work completed during the summer.

Recruiting efforts landed a pair of junior college players, Willie Johnson and James Hutley, who are expected to become a vital part of the rotation once they learn the system. Johnson was an all-star performer in the highly-recruited Mississippi junior college league.



DUSTIN DeHAVEN
6-1, 230, Sophomore
Covington, GA



CALVIN ENGLISH
6-4, 270, Junior
Covington, GA



DERRICK HILL
6-5, 270, Senior
Oglethorpe, GA




DEDRICK MORRISON
5-11, 240, Junior
Ocoee, FL



TIM THOMPSON
6-4, 240, Junior
Sparta, GA



TEREL TOOMER
6-3, 330, Senior
Sylvester, GA



TIM THOMPSON



FOOTBALL

Linebackers

Long a strength of Blazer defenses, this year's linebacker corps must earn that reputation because last year's starters, including two all-conference performers, completed their eligibility. But Anders is confident he'll put another competitive unit on the field when the 2004 balloon goes up.

Even though the three 2003 starters are gone, three others who logged almost as many minutes return, led by redshirt sophomore Cody Thomas, whose 55 tackles a year ago tied for fourth on the team. Thomas will go into camp as the starter in the middle but could move outside if that situation presents itself. Senior Fred Dunn (45 tackles), who has been the linebacker wild card since his arrival, will start on the weak side, and redshirt sophomore Gio Blalock (20 stops) will open camp on the strong side.

"I feel very confident with those three, and I think our recruiting class will give us several options on which way we want to go," Anders said. "I expect Thomas to have a breakout season, whether he plays inside or outside. He'll be the leader. Dunn and Blalock are solid, and they have the advantage of knowing the system. Those three will need to help us teach the newcomers."

The newcomers include redshirt freshman Donnie Daniels on the strong side and sophomore Antwan Thomas on the weak side. Anders is strongly considering pushing a couple of premier recruits, William Montford (Cordele) and Fabian Wyly (Orlando), into early action.

"Hopefully we can bring them along at our pace, but we'll need a contribution from some of them," Anders said.



CODY THOMAS IN 2003

	No.	Yds	TDs
Albany State	3	3	6
Florida Atlantic	3	4	7
Delta State	0	2	2
Southern Arkansas	3	0	3
Ouachita Baptist	0	4	4
Arkansas-Monticello	0	4	4
Central Arkansas	1	1	2
West Alabama	4	5	9
North Alabama	0	2	2
Arkansas Tech	3	2	5
West Georgia	1	5	6
Carson-Newman	2	3	5
TOTALS	20	35	55

FRED DUNN IN 2003

	No.	Yds	TDs
Albany State	3	5	8
Florida Atlantic	3	0	3
Delta State	0	4	4
Southern Arkansas	2	0	2
Ouachita Baptist	3	2	5
Central Arkansas	2	4	6
West Alabama	3	0	3
North Alabama	2	0	2
Arkansas Tech	4	1	5
West Georgia	3	0	3
Carson-Newman	0	4	4
TOTALS	25	20	45



GIO BLALOCK

5-9, 198, Sophomore
Fort Valley, GA

DONNIE DANIELS

6-2, 205, Freshman
Fort Valley, GA

FRED DUNN

6-2, 210, Senior
Washington, GA

ANTWAN THOMAS

6-0, 200, Sophomore
Thomasville, GA

CODY THOMAS

6-1, 208, Sophomore
Savannah, GA

DEFENSIVE BACKS FOOTBALL



In the spring of 2003, secondary coach Shirley, then brand new to the job, spent the 15 days getting to know a veteran group of defensive backs. This past spring with five of those players gone, he used the 15 days developing a brand new secondary, and he'll continue that project with great intensity when the Blazers report for summer camp.

Shirley's cupboard wasn't completely bare last spring. Two players, senior Spencer Fortson and junior Scott Foss, combined for 67 tackles in their backup safety roles a year ago, and they were the leaders in the spring. "It's their time to step up and do the job," Shirley said.

Sophomore Kevin Adkins made positive strides behind Fortson at strong safety and is expected to assume a larger role.

Junior Antwan Harris and sophomore Oscar Patterson came out of spring as the starting corners, but those positions are far from settled. Senior transfer Sam Reynolds (Western Michigan) was impressive at corner and safety before a late injury ended his spring work.

Off-season recruiting continued at an urgent pace, and several other players who could change the landscape of the secondary are expected for summer camp.



SPENCER FORTSON



KEVIN ADKINS

5-9, 185, *Sophomore*
Montezuma, GA



MICHAEL FLOOD

5-8, 160, *Sophomore*
Douglasville, GA



SPENCER FORTSON

5-8, 175, *Senior*
Elberton, GA



SCOTT FOSS

5-10, 166, *Junior*
Rome, GA



ANTWAN HARRIS

5-10, 170, *Junior*
Griffin, GA



OSCAR PATTERSON

5-10, 170, *Sophomore*
Kingsland, GA



SAM REYNOLDS

6-2, 195, *Senior*
Detroit, MI




CALVIN ROBERTS

6-1, 205, *Junior*
Valdosta, GA



FOOTBALL

Special Teams



KENN BARNETT

The all-important special teams area returns almost all of the principals which handled the various chores a year ago. Senior Will Rhody won the placekicking job and turned in another productive year, leading the team in scoring for the second straight season (82 points). He was pushed in the spring by junior Michael Green, who handled kickoff duties last season. And senior Stephen Delk also returns.

Senior Kenn Barnett, who averaged over 38 yards on 68 punts, including 28 inside the 20, returns after recovering from a knee injury suffered in last year's playoff game. Sophomore Travis Tidwell handed the punting chores in the spring, and Rhody can also fill that role if necessary. Barnett will continue to handle the critical holding duties.

Junior John Harrison returns as the deep snapper for all the kicking areas. He'll be backed up by redshirt freshman Matt Tanner.

Junior Bama Adams is back to handle punt return duties after setting a school record for return yardage (372), including a 56-yard touchdown return. Senior Tyran Robinson returned 14 kickoffs for 361 yards, including one for a 98-yard touchdown scamper against Carson-Newman in the playoff game.




BAMA ADAMS
5-9, 175, Junior
Folkston, GA



KENN BARNETT
6-1, 210, Senior
Lincolnton, GA



STEVEN DELK
6-0, 177, Senior
Tifton, GA



CHAD GALLAHAN
6-2, 175, Freshman
Valdosta, GA




JOHN HARRISON
6-2, 235, Junior
Lakemont, GA



WILL RHODY
6-1, 186, Senior
Jupiter, FL



TYRAN ROBINSON
5-9, 185, Senior
Moultrie, GA



MATT TANNER
6-0, 220, Freshman
Rome, GA

2004 Football Signees



Name	Pos	Ht.	Wt.	Last School	Hometown
Thomas Arnold	DB	5-11	175	Cook HS	Adel, GA
Josh Bennett	OL	6-0	245	Lowndes HS	Valdosta, GA
Philip Barley	LB	6-2	185	Valdosta HS	Valdosta, GA
Kip Burdett	DB	5-10	178	Mary Persons HS	Forsyth, GA
Derek Cosby	DL	6-3	250	Warren Co. HS	Warrenton, GA
Gerald Davis	OL	6-4	300	Greene Co. HS	Greensboro, GA
Nate Haradage (mid-year)	LB	6-1	237	Florida State	Sylvester, GA
Shawn Harris	DB	5-9	165	Early Co. HS	Blakely, GA
Maurice Leggett	DB	6-1	190	Mt. Zion HS	Jonesboro, GA
Joseph Lord	OL	6-3	235	Buford HS	Buford, GA
Joe Massingill	OL	6-1	265	Newman HS	Newman, GA
William Montford	LB	5-11	215	Crisp Co, HS	Cordele, GA
Sam Reynolds (mid-year)	DB	6-2	195	Western Michigan	Detroit, MI
Robert Summers	OL	6-0	225	Lowndes HS	Valdosta, GA
Fabian Walker	QB	6-2	219	Florida State	Americaus, GA



AIR BLAZERS


RADIO

WWRQ 107.9 FM
Valdosta, GA
Dick Rockey, play-by-play
voice of the Blazers
Tom Odom,
color commentary

The
Chris Hatcher Show
WWRQ 107.9 FM
Mondays at 7 p.m.
Loco's Deli

TELEVISION

The
Chris Hatcher Show
WALB, Channel 10, Albany
Each Sunday
(times vary)



SUPPORT STAFF



STEVE ROBERTS
Sports Information Director



LYNNE CAPECE
Director, Athletic Advancement



DANIELLE LEHMAN
Compliance Officer



COURTNEY WYNKOOP
Strength and Conditioning



BILL ENGLAND
Director, Athletic Development



MICKEY WOODS
Travel, Field Maintenance



DANTÉ TENNANT
Cheerleader Coach



BOBBY TUCKER
Faculty Athletics Representative



FOOTBALL Athletic Training At Valdosta State

The athletic training program at Valdosta State, under the direction of head athletic trainer Russ Hoff, provides the athletic training personnel and expertise for the 11 intercollegiate sports. Hoff, who came on board in August 1997 after serving in a similar capacity at Capital (Ohio) University for 10 years, oversees a staff which includes three other certified athletic trainers (Lori Howard, Bobby Tucker and Chuck Conner), three graduate assistants and a host of student athletic trainers who work the various sports during their seasons.

The Sports Medicine/Athletic Training major is offered by the Department of Kinesiology and Physical Education within the College of Education, and admission is based on academic achievement, course work, related experiences and recommendations. The first two years consist of coursework in the college core curriculum along with background courses appropriate to the major. The second two years incorporate the professional sequence of coursework in the areas of injury assessment, therapeutic exercise, advanced anatomy, biomechanics, kinesiology and sport physiology.

It is during the second two years that the student becomes actively involved in the laboratory experiences in the athletic training room and on the athletic fields and courts. All of these experiences are under the direct supervision of Hoff or one of the other certified trainers.

In addition to the athletic training staff, Valdosta State athletics is "taken care of" by Dr. Ben Hogan, a local physician specializing in sports medicine and by team physician Dr. Kurt Jacobson and members of his staff from the world famous Hughston Sports Medicine Clinic in Columbus, which has a full service clinic in Valdosta located between VSU's two campuses.



The Hoff's L-R, Russ, Jullie, Margaret, Henry and Sam

Valdosta State University

Athletic Training



STUDENT ATHLETIC TRAINERS WORKING FOOTBALL

- Brooks Bentley
- Jenna Geary
- Andrew Johnson
- Jay Johnson
- Travis Blankenship
- Kim Fender
- Laura Shelton



DR. KURT JACOBSON
*Hughston Sports
Medicine Clinic*



LORI HOWARD
*Athletic
Trainer*



CHUCK CONNER
*Athletic
Trainer*



BOBBY TUCKER
*Athletic
Trainer*



Valdosta State, heading into its 23rd season in the dangerous Gulf South Conference wars, had a three-year football domination of the league snapped last season when North Alabama dethroned the Blazers, in the process breaking VSU's 35-game regular season winning streak (29 straight against GSC foes).

VSU became a football force in the then nine-member league in 1986, finishing a surprising second and just missing a playoff spot. In 1994 the Blazers again challenged for their first ever conference championship but fell twice, once in the regular season and once in double overtime in the quarterfinals of the national playoffs, to eventual national champion North Alabama, finishing second in the league for the fourth straight year. The final overall record that year was a then school-best 11-2, 6-1 in the GSC.

After knocking on the conference championship door often, VSU finally kicked it down in 1996, winning the school's first league title and again advancing to the national playoffs. Once again the Blazers lost in the quarterfinal round to finish 10-3. VSU added its second league title in 2000, finishing in a three-way tie at 8-1 with West Georgia and Delta State. All three teams advanced to the national playoffs with Delta State claiming its first national championship. The Blazers made it two in a row in 2001, recording their first ever undefeated regular season and winning their third conference title by two games. VSU was ranked No. 1 in the country for a school record six weeks, advancing to the quarterfinals of the national playoffs. The phenomenal run continued in 2002 as the Blazers again ran the table to win their third straight GSC crown. They won 14 straight games to reach the national championship finals before falling to Grand Valley State, 31-24. The 14-1 record is the best ever. Last year VSU finished 10-2, 8-1 and second in the league, and again reached the playoffs, losing in the first round.

The largest all-sports conference in Division II, the GSC enters its 34th year of excellence, continuing a tradition of growth and success that has brought it distinction as one of the elite NCAA Division II conferences. The 17 universities in six southeastern states offer a broad and diverse membership committed to being the best in all aspects of the university experience. As an all-sports conference, the GSC is dedicated to the promotion and practice of honor, integrity and sportsmanship. With 38 national team championships in 12 sports, the GSC fosters success and



NATHAN SALANT
Gulf South Commissioner

encourages excellence in all of its coaches and student-athletes. Three national titles were added last season: North Alabama won women's volleyball, West Florida won men's tennis (VSU was national runnerup) and Delta State claimed the baseball championship.

Originally known as the Mid-South Conference, the GSC was formed by six universities in the summer of 1970: Delta State, Florence State (now North Alabama), Jacksonville State, Livingston (now West Alabama), UT Martin and Troy State. Due to scheduling problems during the 1970-71 academic year, the only league sport was football. Jacksonville State won the league's first championship.

In 1971, the league changed its name to the Gulf South Conference when Southeastern Louisiana and Nicholls State joined and opened an office in Hammond, La. The following year Mississippi College and Northwestern Louisiana were admitted. Northwestern Louisiana withdrew two years later, followed by Southeastern Louisiana and Nicholls State in 1979.

The conference continued with seven teams until 1981 when the presidents admitted Valdosta State. West Georgia joined in 1983. UT Martin and Troy State moved to Division I in 1991, again reducing the league to seven members before it embarked on a major expansion which resulted in the addition of 10 new members: Lincoln Memorial in 1992; Alabama-Huntsville, Henderson State, Central Arkansas and Mississippi University for Women in 1993; West Florida in 1994; and Arkansas-Monticello, Arkansas Tech and Southern Arkansas in 1995. Jacksonville State left for D-I in 1992 and Mississippi College dropped to D-III in 1996. In July 1996, Christian Brothers joined the league, keeping the membership at 16 schools.

In 2000, the conference announced the addition of Harding and Ouachita Baptist, bringing its membership to 18. It dropped to 17 in May 2003 when Mississippi University for Women dropped its intercollegiate athletics program.

Former commissioner Jim McCullough moved the GSC office to its current location in Birmingham. Nate Salant became the league's sixth commissioner in 1992 and is assisted in the conference office by information director Mike Anderson and his assistant Tim Andrzejewski as well as office manager Mary Jean Box. The GSC president is Dr. Robert McChesney, who is beginning a two-year term.

The Gulf South Conference telephone numbers:
(205) 870-9750 FAX 870-4723

Web Site: www.gulfsouthconference.org

The Gulf South Conference Final 2003 Standings

Team	GSC	Pct.	PF	PA	Overall	Pct.	PF	PA
North Alabama	9-0	1.000	336	113	13-1	.929	543	169
Valdosta State	8-1	.889	296	151	10-2	.833	391	206
Southern Arkansas	7-2	.778	300	186	9-3	.750	385	285
Delta State	7-2	.778	364	201	9-2	.818	457	208
Ouachita Baptist	4-5	.444	258	283	5-5	.500	288	310
Arkansas Tech	4-5	.444	159	223	5-6	.455	202	270
Central Arkansas	3-6	.333	228	220	5-6	.455	300	260
Harding	3-6	.333	176	246	4-6	.400	198	265
Henderson State	3-6	.333	248	328	4-7	.364	289	405
Arkansas-Monticello	3-6	.333	255	304	4-7	.364	305	355
West Georgia	2-7	.222	169	334	3-8	.273	191	420
West Alabama	1-8	.111	200	329	2-9	.182	252	390

GSC National Championships 1971-2003 (38)

Baseball (4) Troy State (1986, 87) Jacksonville State (1990, 1991) Delta State (2004)	Men's Golf (4) Troy State (1976, 77, 84) West Florida (2001)
Men's Basketball (3) North Alabama (1979, 91) Jacksonville State (1985)	Women's Golf (3) Troy State (1984, 86, 89)
Women's Basketball (7) Delta State (1975, 76, 77, 89, 90, 92) Southeastern Louisiana (1977)	Women's Gymnastics (2) Jacksonville State (1984, 85)
Women's Soccer (1) Christian Brothers (2002)	Hockey (2) Alabama-Huntsville (1996, 95)
Women's Volleyball (1) North Alabama (2003)	Men's Track Southeastern Louisiana (1975)
Men's Tennis West Florida (2004)	Football (8) North Alabama (1993, 94, 95) Troy State (1984, 87) West Alabama (1971) Jacksonville State (1992) Delta State (2000)



FOOTBALL

2003 Gulf South Conference Statistics

RUSHING OFFENSE

School	G	Att.	Yds.	Att. Avg.	Game Avg.	TD
Henderson State	11	666	3531	5.3	321.0	32
Southern Arkansas	12	570	2629	4.6	219.1	26
Ouachita Baptist	10	427	1954	4.6	195.1	25
Central Arkansas	11	415	1903	4.8	181.2	22
Delta State	11	410	1984	4.8	180.4	22
North Alabama	14	541	2510	4.6	179.3	33
West Georgia	11	421	1547	3.7	140.6	14
Arkansas Tech	11	422	1226	2.9	111.5	12
VSU	12	370	1298	3.5	108.2	15
Ark-Monticello	11	344	1165	3.4	105.9	8
Harding	10	306	923	3.0	92.3	5
West Alabama	11	340	908	2.7	82.5	15

RUSHING DEFENSE

School	G	Att.	Yds.	Att. Avg.	Game Avg.	TD
Delta State	11	406	1270	3.1	115.5	9
North Alabama	14	508	1719	3.4	122.8	11
VSU	12	463	1712	3.7	142.7	13
Harding	10	428	1415	3.4	145.1	13
Central Arkansas	11	431	1654	3.8	150.4	15
Arkansas Tech	11	426	1718	4.0	156.2	17
West Alabama	11	460	1756	3.8	159.6	20
Henderson State	11	398	1848	4.6	168.0	23
Ouachita Baptist	10	373	1769	4.7	176.9	23
Southern Arkansas	12	490	2176	4.5	181.3	20
Ark-Monticello	11	452	1905	4.4	181.4	25
West Georgia	11	403	2322	5.8	211.1	28

TOTAL OFFENSE

School	G	Att.	Yds.	Att. Avg.	Game Avg.	TD
Delta State	11	839	5794	6.9	526.7	55
Ark-Monticello	11	830	4942	6.0	449.3	41
North Alabama	14	946	6248	6.6	446.3	65
Henderson State	11	789	4441	5.6	403.7	40
VSU	12	853	4731	5.5	394.2	42
Ouachita Baptist	10	690	3789	5.5	378.9	38
West Alabama	11	797	4166	5.2	378.7	32
Southern Arkansas	12	815	4469	5.5	372.4	45
Central Arkansas	11	736	4065	5.5	369.5	38
Harding	10	698	3593	5.1	359.3	21
West Georgia	11	734	3176	4.3	288.7	22
Arkansas Tech	11	744	2902	3.8	254.7	21

TOTAL DEFENSE

School	G	Att.	Yds.	Att. Avg.	Game Avg.	TD
North Alabama	14	905	4138	4.6	295.6	24
Delta State	11	736	3393	4.6	308.5	26
VSU	12	858	4155	4.8	346.2	24
Central Arkansas	11	764	3893	5.1	353.9	28
Arkansas Tech	11	768	4040	5.3	367.3	29
Southern Arkansas	12	889	4693	5.3	391.1	32
Harding	10	747	3951	5.3	395.1	34
Henderson State	11	752	4558	6.1	414.4	50
West Alabama	11	849	4634	5.5	421.3	47
Ark-Monticello	11	810	4692	5.8	426.5	44
Ouachita Baptist	10	690	4410	6.4	441.0	40
West Georgia	11	757	5277	7.0	479.7	52

PASSING OFFENSE

School	Att.	Comp.	Int.	Pct.	Yds.	Avg.	TD
Delta State	429	264	10	61.5	3810	346.4	33
Ark-Monticello	486	272	15	56.0	3777	343.4	33
West Alabama	457	268	16	58.6	3258	296.2	17
VSU	483	293	12	60.7	3433	286.1	27
North Alabama	405	253	10	60.9	3738	267.0	32
Harding	392	197	20	50.3	2670	267.0	16
Central Arkansas	321	181	13	56.4	2072	188.4	16
Ouachita Baptist	263	156	7	59.3	1835	183.5	13
Southern Arkansas	245	118	6	48.2	1840	153.3	19
West Georgia	313	166	13	53.0	1629	148.1	8
Arkansas Tech	322	143	11	44.4	1576	143.3	9
Henderson State	123	57	9	46.3	910	82.7	8

PASSING DEFENSE

School	Att.	Comp.	Int.	Pct.	Yds.	Avg.	TD
North Alabama	397	201	20	50.6	2419	172.8	13
Delta State	330	159	14	48.2	2123	193.0	17
Central Arkansas	333	203	13	61.0	2239	203.5	13
VSU	395	207	9	52.4	2443	203.6	11
Southern Arkansas	409	213	13	52.1	2517	209.8	12
Arkansas Tech	342	198	18	57.9	2322	211.1	12
Ark-Monticello	358	214	14	59.8	2697	245.2	19
Henderson State	354	229	11	64.7	2710	246.4	27
Harding	319	190	10	59.6	2500	250.0	21
West Alabama	389	226	11	58.1	2878	261.6	27
Ouachita Baptist	317	172	12	54.3	2641	264.1	17
West Georgia	354	220	11	62.1	2955	268.6	24

SCORING OFFENSE

School	G	Pts.	Avg.
Delta State	11	457	41.5
North Alabama	14	543	38.8
VSU	12	391	32.6
Southern Arkansas	12	385	32.1
Ouachita Baptist	10	288	28.8
Ark-Monticello	11	305	27.7
Central Arkansas	11	300	27.3
Henderson State	11	289	26.3
West Alabama	11	252	22.9
Harding	10	198	19.8
Arkansas Tech	11	202	18.4
West Georgia	11	191	17.4

SCORING DEFENSE

School	G	Pts.	Avg.
North Alabama	14	198	14.1
VSU	12	206	17.2
Delta State	11	208	18.9
Central Arkansas	11	260	23.6
Southern Arkansas	12	285	23.8
Arkansas Tech	11	270	24.5
Harding	10	265	26.5
Ouachita Baptist	10	310	31.0
Ark-Monticello	11	355	32.3
West Alabama	11	390	35.5
Henderson State	11	405	36.8
West Georgia	10	420	38.2

INDIVIDUAL RUSHING

Player/School	G	Att.	Yds.	Att. Avg.	Game Avg.	TD
Willie Hopson, UCA	11	184	1157	6.3	105.2	13
David Yeates, DSU	11	216	1125	5.2	102.3	7
Blake Christenson, HSU	11	233	1115	4.8	101.4	13
Montoya Brown, OBU	10	194	941	4.9	94.1	11
Arthur Barnett, HSU	11	211	930	4.4	84.5	13

INDIVIDUAL PASSING

Player/School	G	Att.	Comp.	Int.	Yds.	AperG	TD
Cory Alred, UAM	11	456	260	12	3606	327.8	33
Scott Eyster, DSU	11	405	250	10	3485	316.8	29
Barnett Wilkes, VSU	12	431	272	9	2269	272.4	26
Bret Gilliland, UWA	11	405	244	15	2028	266.2	16
Adam Lybrand, HU	8	294	147	12	2039	254.9	12

INDIVIDUAL RECEIVING

Player/School	G	Cgt.	Yds.	Yds. Game	Cgt. Game	TD
Ellis Debrov, DSU	11	77	1637	148.5	7.0	18
Devon Stewart, UAM	11	62	1019	92.6	5.6	15
Nik Lewis, SAU	12	59	1069	89.1	4.9	14
Chris Parks, DS	11	60	786	71.5	5.5	6
Tyrone Bennett, UAM	11	66	776	70.5	6.0	6

INDIVIDUAL TOTAL OFFENSE

Player/School	G	Att.	Rush Yds.	Pass Yds.	Tot Yds.	Game
Cory Alred, UAM	11	632	661	3606	4267	387.9
Scott Eyster, DSU	11	461	63	3485	3548	322.5
Will Hall, UNA	14	526	467	3531	3998	285.6
Adam Lybrand, HU	8	367	196	2039	2235	279.4
Bret Gilliland, UWA	11	497	31	2028	2059	269.0

SCORING

Player/School	G	TD	PAT	FG	Pts.	Avg.
Trey Crum, DSU	11	0	54	19	111	10.1
Ellis Debrov, DSU	11	18	0	0	108	9.8
DeMarcus Blount, UNA	14	20	1	0	122	8.7
Devon Stewart, UAM	11	15	2	0	94	8.5
Travis Johnston, UNA	14	0	57	16	105	7.5

INTERCEPTIONS

Player/School	No.	Yds.	Player/School	No.	Yds.	Avg.
Chris Porter, OBU	7	75	John Newberry, UCA	48	2062	43.0
Evan Oglesby, UNA	7	40	Jeff Carpenter, UWG	76	3197	42.1
Alan Lambert, HSU	5	55	Tommy Edwards, ATU	76	3194	42.0
Jordan Babineaux, SAU	5	81	Justin Laird, OBU	44	1769	40.2
Devin Johnson, UWG	4	72	Coy Nance, HU	46	1842	40.0

PUNTING

Player/School	No.	Yds.	Avg.
John Newberry, UCA	48	2062	43.0
Jeff Carpenter, UWG	76	3197	42.1
Tommy Edwards, ATU	76	3194	42.0
Justin Laird, OBU	44	1769	40.2
Coy Nance, HU	46	1842	40.0

PUNT RETURNS

Player/School	No.	Yds.	Avg.	Player/School	No.	Yds.	Avg.
Nik Lewis, SAU	21	450	21.4	Jordan Babineaux, SAU	17	457	28.6
Anthony Merritt, UNA	44	548	12.5	Josh Holcomb, OBU	23	639	27.8
Bama Adams, VSU	33	374	11.3	Tyran Robinson, VSU	14	361	25.8
Santiago Collins, HU	17	181	10.6	Anthony Lampkin, UCA	27	687	25.4
Jett Fumeaux, OBU	16	139	8.7	Pete Golding, DSU	11	269	24.5

2004 Valdosta State Football Numerical Roster



No.	Name	Pos.	Ht.	Wt.	Class	Hometown
1	Jeffrey Felton	WR	5-9	165	Freshman	Cordele, GA/Crisp County
2	Wille Johnson	DT	6-3	300	Junior	Wadinsville, GA/East Central CC
3	Raymond Thomas	WR	5-9	167	Sophomore	Cordele, GA/Crisp County
4	Tyler Aurandt	WR	5-10	147	Sophomore	Atlanta, GA/Greater Atlanta Christian
5	Chad Gallahan	K	6-2	175	Freshman	Valdosta, GA/Valwood
6	Bama Adams	TE	5-9	175	Junior	Folkston, GA/Charlton County
7	Fabian Walker	QB	6-2	219	Senior	Americus, GA/Florida State
8	Donnie Daniels	LB	6-2	205	Freshman	Fort Valley, GA/Peach County
10	Kenn Barnett	P	6-1	210	Senior	Lincolnton, GA/Lincoln County
11	Barrett Wilkes	QB	5-11	184	Junior	Valdosta, GA/Lowndes
12	Fred Dunn	LB	6-2	210	Senior	Washington, GA/Washington-Wilkes
13	Sean Calhoun	QB	6-0	173	Senior	Atlanta, GA/Berkmar
14	Vincent Brown	RB	5-10	180	Junior	Adel, GA/Tyler JC
15	Clay Callaway	WR	6-2	175	Freshman	Watkinsville, GA/Oconee County
16	Mitch Stewart	QB	6-1	206	Junior	Newnan, GA/Northgate
19	Rod Dalton	WR	6-2	200	Senior	Athens, GA/Cedar Shoals
20	Tyran Robinson	RB	5-9	185	Senior	Moultrie, GA/Calquitt County
21	Darrell Stephens	WR	6-2	207	Junior	Attagulges, GA/Bainbridge
22	Scott Foss	FS	5-10	166	Junior	Rome, GA/Darlington
23	Kevin Adkins	ROV	5-9	185	Sophomore	Montezuma, GA/Macon County
24	Michael Flood	CB	5-9	175	Sophomore	Douglasville, GA/Mays
25	William Milton	RB	5-11	205	Junior	Thomasville, GA/Thomas Co. Central
26	Latray Walker	RB	5-7	168	Junior	Augusta, GA/Lucy Laney
27	Will Rhody	K/P	6-1	196	Senior	Jupiter, FL/Central Florida
28	Travis Taylor	WR	5-11	170	Freshman	Vienna, GA/Dooly County
29	Donald Thomas	RB	5-11	180	Sophomore	Dublin, GA/West Laurens
31	Sam Reynolds	CB	6-2	195	Senior	Detroit, MI/Western Michigan
32	Antwan Harris	CB	5-10	170	Junior	Senoia, GA/East Coweta
33	Tyler Pruitt	RB	5-8	182	Sophomore	Fitzgerald, GA/Fitzgerald
34	Scott Palmer	RB	5-11	238	Freshman	Dacula, GA/Central Gwinnett
35	Spencer Fortson	ROV	5-8	175	Senior	Elberton, GA/Elbert County
36	Sam Brown	RB	5-9	170	Sophomore	Doraville, GA/Seminole County
37	Gio Blalock	LB	5-9	198	Sophomore	Fort Valley, GA/Peach County
38	Calvin Roberts	FS	6-2	210	Junior	Valdosta, GA/Valdosta
39	Oscar Patterson	CB	5-10	170	Sophomore	Kingsland, GA/Camden County
40	Javaris Weston	RB	5-11	181	Junior	Jacksonville, FL/Ribault
41	Travis Tidwell	P	6-0	175	Sophomore	Naples, FL/Tennessee
42	Dedrick Morrison	DE	5-11	240	Junior	Ocoee, FL/West Orange
43	Michael Green	K	6-0	165	Junior	Orange Park, FL/Catarauba
44	Nate Hardage	LB	6-1	237	Senior	Sylvestor, GA/Florida State
45	Cody Thomas	LB	6-1	208	Sophomore	Savannah, GA/Benedictine
46	Stephen Delk	K	6-0	177	Senior	Tifton, GA/Tift County
47	Phillip Braley	LB	6-2	185	Freshman	Valdosta, GA/Valdosta
48	William Montford	LB	5-11	215	Freshman	Cordele, GA/Crisp County
49	Antwan Thomas	LB	6-0	200	Sophomore	Thomasville, GA/Thomasville
50	Davis Russell	OG	5-11	240	Freshman	Jacksonville, FL/Mandarin
51	Robert Summers	C	6-0	225	Freshman	Valdosta, GA/Lowndes
53	Matt Tanner	DS	6-0	220	Freshman	Rome, GA/Rome
54	John Harrison	DS	6-2	235	Junior	Lakemont, GA/Rabun County
55	Joe Massingill	OT	6-1	265	Freshman	Newnan, GA/Newnan
56	Gerald Davis	OT	6-4	300	Freshman	Greensboro, GA/Greene County
57	Torrey Howard	OG	6-1	295	Senior	Warner Robins, GA/Northside
58	Paul Streaker	C	6-2	250	Freshman	Destin, FL/Fort Walton Beach
59	Patrick Brantley	DS	6-1	225	Freshman	Sandersville, GA/Washington County
60	Josh Bennett	OG	6-0	245	Freshman	Valdosta, GA/Lowndes
63	Chris Crosby	OG	6-2	275	Freshman	Thomasville, GA/Thomas Co. Central
64	Jos Edison	OT	6-3	250	Sophomore	Blakely, GA/Early County
65	Davis Nall	OT	6-3	270	Freshman	Duluth, GA/Buford
67	William Shelton	OT	6-3	255	Junior	Snellville, GA/South Gwinnett
68	Leighton Cooley	C	5-11	255	Senior	Roberta, GA/Crawford County
74	Joseph Lord	OG	6-3	325	Freshman	Buford, GA/Buford
75	Richard Collier	OT	6-7	325	Junior	Shreveport, LA/Tyler JC
76	Kevin McDavis	OG	6-4	290	Senior	Warner Robins, GA/Northside
77	Terel Toomer	NG	6-3	330	Senior	Sylvestor, GA/Middle Georgia JC
79	Marcellus Washington	OT	6-2	285	Sophomore	Columbus, GA/Shaw
80	Robert Broughton	WR	6-1	175	Freshman	Fairburn, GA/Sandy Creek
81	Tommy Parker	WR	6-0	178	Junior	Sylvestor, GA/Worth County
83	Chad Bryant	WR	6-1	175	Freshman	Vienna, GA/Dooly County
84	Pat Wolfe	WR	6-2	185	Junior	Daluth, GA/Carson-Newman
85	Zach Parker	TE	6-4	230	Freshman	Valdosta, GA/Lowndes
87	Drew Willis	TE	6-0	216	Sophomore	Sylvestor, GA/Worth County
89	Dustin DeHaven	DE	6-1	230	Sophomore	Covington, GA/Eastside
90	Derek Cosby	DT	6-3	250	Freshman	Warrenton, GA/Warren County
91	Tim Thompson	DE	6-4	240	Junior	Sparta, GA/Hancock Central
92	James Hutley	NG	6-3	275	Junior	Delray Beach, FL/Hibbing JC
93	Fabian Whyly	LB	6-1	225	Freshman	Orlando, FL/Edgewater
94	Tracy Flousoy	DT	6-3	295	Senior	Thomasville, GA/Holmes CC
97	Derrick Hill	DE	6-5	270	Senior	Oglethorpe, GA/Macon County
99	Calvin English	DT	6-4	270	Junior	Covington, GA/Newton

2004 BLAZERS BY POSITION

OFFENSE (alphabetical) Quarterbacks

Sean Calhoun, Tucker Pruitt, Mitch Stewart, Fabian Walker, Barrett Wilkes*

Runningbacks

Sam Brown, Vincent Brown, William Milton, Scott Palmer, Tyler Pruitt, Tyran Robinson*, Donald Thomas, Latray Walker, Javaris Weston

Wide Receivers

Tyler Aurandt, Chad Bryant, Clay Callaway, Rod Dalton*, Jeffrey Felton, Clayton Jones, Tommy Parker, Darrell Stephens, Travis Taylor, Raymond Thomas*, Patrick Wolfe

Tight Ends

Bama Adams*, Robert Broughton, Zach Parker, Drew Willis

Offensive Line

Josh Bennett, Richard Collier, Leighton Cooley*, Chris Crosby, Gerald Davis, Jos Edison, Torrey Howard*, Joseph Lord, Joseph Massingill, Kelvin McDavis*, Davis Nall, Davis Russell, Will Shelton*, Paul Streaker, Robert Summers, Marcellus Washington

Kickers

Stephen Delk, Chad Gallahan, Michael Green, Gerald Guberman, Will Rhody*

DEFENSE (alphabetical)

Defensive Line

Derrick Cosby, Dustin DeHaven, Calvin English, Derrick Hill*, James Hutley, Willie Johnson, Dedrick Morrison, Tim Thompson*, Terel Toomer*

Linebackers

Steve Betros, Gio Blalock, Phillip Braley, Donnie Daniels, Fred Dunn, Nate Hardage, William Montford, Antwan Thomas, Cody Thomas, Fabian Whyly

Defensive Backs

Kevin Adkins, Chris Arline, Thomas Arnold, Kip Burdette, Spencer Fortson, Scott Foss, Michael Flood, Antwan Harris, Shawn Harris, Everette Kitchens, Maurice Leggett, Oscar Patterson, Sam Reynolds, Calvin Roberts

Punters

Kenn Barnett*, Will Rhody, Travis Tidwell

Long Snappers

Patrick Brantley, John Harrison*, Kelvin McDavis, Davis Russell, Matt Tanner

*Returning Starter



2004 Valdosta State Football Alphabetical Roster

Name	No.	Pos.	Ht.	Wt.	Class	Hometown/Last school
Bama Adams	6	TE	5-9	175	Junior	Folkston, GA/Charlton County
Kevin Adkins	23	ROV	5-9	185	Sophomore	Montezuma, GA/Macon County
Tyler Aurdant	84	WR	5-10	147	Sophomore	Atlanta, GA/Greater Atlanta Christian
Kenn Barnett	10	P	6-1	210	Senior	Lincolnton, GA/Lincoln County
Josh Bennett	60	OG	6-0	245	Freshman	Valdosta, GA/Lowndes
Gio Blalock	37	LB	5-9	198	Sophomore	Fort Valley, GA/Peach County
Phillip Braley	47	LB	6-2	185	Freshman	Valdosta, GA/Valdosta
Patrick Brantley	59	DS	6-1	225	Freshman	Sandersville, GA/Washington County
Robert Broughton	80	TE	6-1	175	Freshman	Fairburn, GA/Sandy Creek
Sam Brown	36	RB	5-9	170	Sophomore	Douglasville, GA/Seminole County
Vincent Brown	14	RB	5-10	180	Junior	Adel, GA/Tyler JC
Chad Bryant	83	WR	6-1	175	Freshman	Vienna, GA/Dooley County
Sean Calhoun	13	QB	6-0	173	Senior	Atlanta, GA/Berkmar
Clay Callaway	15	WR	6-2	175	Freshman	Watkinsville, GA/Oconee County
Richard Collier	75	OT	6-7	325	Junior	Shreveport, LA/Tyler JC
Leighton Cooley	68	C	5-11	255	Senior	Roberta, GA/Crawford County
Derek Cosby	90	DT	6-3	250	Freshman	Warrenton, GA/Warren County
Chris Crosby	63	OG	6-2	275	Freshman	Thomasville, GA/Thomas Co. Central
Rod Dalton	19	WR	6-2	200	Senior	Athens, GA/Cedar Shoals
Donnie Daniels	8	LB	6-2	205	Freshman	Fort Valley, GA/Peach County
Gerald Davis	56	OT	6-4	300	Freshman	Greensboro, GA/Greene County
Dustin DeHaven	89	DE	6-1	230	Sophomore	Covington, GA/Eastside
Stephen Delk	46	K	6-0	177	Senior	Tifton, GA/Tift County
Fred Dunn	12	LB	6-2	210	Senior	Washington, GA/Washington-Wilkes
Jos Edison	64	OG	6-3	250	Sophomore	Blakely, GA/Early County
Calvin English	99	DT	6-4	270	Junior	Covington, GA/Newton
Jeffrey Felton	4	WR	5-9	161	Freshman	Cordele, GA/Crisp County
Michael Flood	24	CB	5-0	175	Sophomore	Douglasville, GA/Mays
Tracy Flounoy	94	DT	6-3	295	Senior	Thomasville, GA/Holmes CC
Spencer Fortson	35	ROV	5-8	175	Senior	Elberton, GA/Elbert County
Scott Foss	22	FS	5-10	166	Junior	Rome, GA/Darlington
Chad Gallahan	5	K	6-2	175	Freshman	Valdosta, GA/Valwood
Michael Green	43	K	6-0	165	Junior	Orange Park, FL/Catawba
Nate Hardage	44	LB	6-1	237	Senior	Sylvester, GA/Florida State
Antwan Harris	32	CB	5-10	177	Junior	Senoia, GA/East Coweta
John Harrison	54	DS	6-2	235	Junior	Lakemont, GA/Rabun County
Derrick Hill	97	DE	6-5	270	Senior	Oglethorpe, GA/Macon County
Torrey Howard	57	OG	6-1	295	Senior	Warner Robins, GA/Northside
James Hutley	92	NG	6-3	275	Junior	Delray Beach, FL/Hibbing JC.
Joseph Lord	74	OG	6-3	325	Freshman	Buford, GA/Buford

Name	No.	Pos.	Ht.	Wt.	Class	Hometown/Last school
Willie Johnson	2	DT	6-3	300	Junior	Watkinsville, GA/East Central CC
Joseph Massingill	55	OT	6-1	265	Freshman	Newnan, GA/Newnan
Kelvin McDavis	76	OG	6-4	290	Senior	Warner Robins, GA/Northside
William Milton	25	RB	5-11	205	Junior	Thomasville, GA/Thomas Co. Central
William Montford	48	LB	5-11	215	Freshman	Cordele, GA/Crisp County
Dedrick Morrison	42	DE	5-11	240	Junior	Ocoee, FL/West Orange
Davis Nall	65	OT	6-3	270	Freshman	Duluth, GA/Buford
Scott Palmer	34	RB	5-11	238	Freshman	Dacula, GA/Central Gwinnett
Tommy Parker	81	WR	6-0	178	Junior	Sylvester, GA/Worth County
Zach Parker	85	TE	6-4	230	Freshman	Valdosta, GA/Lowndes
Oscar Patterson	40	CB	5-9	172	Sophomore	Kingsland, GA/Camden County
Tyler Pruitt	33	RB	5-8	182	Sophomore	Fitzgerald, GA/Fitzgerald
Sam Reynolds	31	CB	6-2	195	Senior	Detroit, MI/Western Michigan
Will Rhody	27	K/P	6-1	186	Senior	Jupiter, FL/Central Florida
Calvin Roberts	38	FS	6-2	205	Junior	Valdosta, GA/Valdosta
Tyran Robinson	20	RB	5-9	185	Senior	Moultrie, GA/Colquitt County
Davis Russell	50	OG	5-11	240	Freshman	Jacksonville, FL/Mandarin
Will Shelton	67	OT	6-3	255	Junior	Snellville, GA/South Gwinnett
Darrell Stephens	21	WR	6-2	207	Senior	Attapulgus, GA/Bainbridge
Mitch Stewart	16	QB	6-1	206	Junior	Newnan, GA/Northgate
Paul Streaker	58	C	6-2	250	Freshman	Destin, FL/Fort Walton Beach
Robert Summers	51	C	6-0	225	Freshman	Valdosta, GA/Lowndes
Matt Tanner	53	DS	6-0	220	Freshman	Rome, GA/Rome
Travis Taylor	28	WR	5-11	170	Freshman	Vienna, GA/Dooley County
Antwan Thomas	49	LB	6-0	200	Sophomore	Thomasville, GA/Thomasville
Cody Thomas	45	LB	6-1	208	Sophomore	Savannah, GA/Benedictine
Donald Thomas	29	RB	5-11	180	Sophomore	Dublin, GA/West Laurens
Raymond Thomas	3	WR	5-9	167	Sophomore	Cordele, GA/Crisp County
Tim Thompson	91	DE	6-4	240	Junior	Sparta, GA/Hancock Central
Travis Tidwell	49	P	6-2	185	Sophomore	Naples, FL/Tennessee
Terel Toomer	77	NG	6-3	330	Senior	Sylvester, GA/Middle Georgia JC
Fabian Walker	7	QB	6-2	219	Senior	Americus, GA/Florida State
Latray Walker	26	RB	5-7	168	Junior	Augusta, GA/Lucy Laney
Marcellus Washington	79	OT	6-2	285	Sophomore	Columbus, GA/Shaw
Javaris Weston	40	RB	5-11	181	Junior	Jacksonville, FL/Ribault
Fabian Whyly	93	LB	6-1	225	Freshman	Orlando, FL/Edgewater
Barrett Wilkes	11	QB	5-11	184	Junior	Valdosta, GA/Lowndes
Drew Willis	87	TE	6-0	216	Sophomore	Sylvester, GA/Worth County
Patrick Wolfe	84	WR	6-2	185	Junior	Duluth, GA/Carson-Newman

FOOTBALL

Cleveland Field/Bazemore-Hyder Stadium



Valdosta State plays its home football games at Cleveland Field/Bazemore-Hyder Stadium, located across the street from University Center, a former shopping plaza acquired by the university which has been beautifully renovated to house additional classrooms and offices for the rapidly growing institution.

The stadium, built in 1922 and named for the late Dr. A.G. Cleveland, who was superintendent of Valdosta City Schools from 1919-1949, was leveled and rebuilt from the ground up during the off-season. The result is a state-of-the-art facility featuring a field turf playing surface, lockerrooms and pressboxes on each side of the stadium. Three prime sections of seating feature theatre-type seats with the remainder having back rests. The new stadium will seat 10,500 fans.

In the spring of 1996, two legendary Valdosta High School coaches were honored, and the stadium now bears the names of the late Wright Bazemore and the late Nick Hyder.

The Blazers played their first seven seasons at Cleveland Field and returned to the facility 12 years ago to take advantage of its convenient location adjacent VSU's main campus. Facilities in University Center will be available to accommodate Blazer Boosters, and parking is available for tailgate parties on game days.

Blazer football's goal in 2004 for the four regular season home dates will be to improve on the school's 80-28-1 record at Cleveland Field over the years. Since 1994, the Blazers have compiled an impressive 50-13 record at the historic facility.

CLEVELAND FIELD FACTS

- Field Runs: East-West
- Capacity: 10,500
- Built in: 1922
- Rebuilt in: 2004
- Field Turf
- Visitors Lockerroom at East End
- Blazers Lockerrom under South Stands
- Press Boxes Top Stands On Both Sides

VALDOSTA STATE FOOTBALL

THE OPPONENTS



Football Opponents



ALBANY STATE UNIVERSITY

September 4, 7 p.m. (EDT)
Albany Municipal Coliseum, Albany, GA

Location: Albany, GA
Enrollment: 3,300
President: Dr. Portia Holmes Shields
Athletic Director: John I. Davis
Nickname: Golden Rams
Conference: Southern Intercollegiate Athletic
National Affiliation: NCAA II
Stadium: Albany Municipal Coliseum
Head Coach: Mike White
Alma Mater: Albany State
Record at ASU: 25-18 (4 years)
Phone: (229) 430-4768

Assistants: Rickey Alexander, Donald Pittman,
Kenyan Conner, Keith DeGrate, Dan Land,
Lawrence Brown, Anthony Kelley,
2003 Record: 10-2, 7-1 in SIAC, (1st)
Series Record: VSU leads, 9-0
Basic Offense: Pro Set
Basic Defense: 3-4
Lettermen Returning: 43 (23 offense, 20 defense)
Sports Information Director: Edythe Bradley
Office: (229) 430-4673; Home: 336-5194
Fax: 430-1774
Press Box: TBA

2004 Schedule

A 28	Miles
S 4	VALDOSTA STATE
S 11	at Kentucky State
S 18	Lane
O 2	at Tuskegee
O 9	Savannah State (Macon)
O 16	Clark Atlanta
O 26	at Benedict
O 30	at Morehouse
N 6	Fort Valley State (Columbus)

2003 Results (10-2, 7-1 in SIAC, 1st)

3 VALDOSTA STATE	21
23 Miles	12
34 West Georgia	7
52 Lane	7
56 Savannah State	0
31 Tuskegee	20
13 Kentucky State	19
56 Clark Atlanta	7
40 Benedict	0
43 Morehouse	15
27 Fort Valley State	17
52 Fayetteville State	30



OUACHITA BAPTIST UNIVERSITY

September 11, 7 p.m. (CDT)
A.U. Williams Field, Arkadelphia, AR

Location: Arkadelphia, Ark.
Enrollment: 1,600
President: Dr. Andrew Westmoreland
Athletic Director: David Sharp
Nickname: Tigers
Conference: Gulf South
Affiliation: NCAA II
Stadium: A.U. Williams (5,200)
Head Coach: Todd Knight
Alma Mater: Ouachita Baptist
Record at OBU: 18-32 (5 years)
Phone: (870) 245-5304

Assistants: Jay Derby, J.R. Eldridge,
Rustin Gortmaker, Deron Huerkamp,
Greg Rudolph, Deke Adams
2003 Record: 5-5, 4-5 in GSC (T-5th)
Series Record: VSU leads, 4-0
Basic Offense: Multiple
Basic Defense: 4-4
Lettermen Returning: 35 (18 offense, 17 defense)
Sports Information Director: Chris Babb
Office: (870) 245-5186; Home: 230-1475
Fax: 245-5084
Press Box: 245-5306

2004 Schedule

S 4	at Sam Houston State
S 11	VALDOSTA STATE
S 18	at West Georgia
S 25	at Southwestern Arkansas
O 2	West Alabama
O 9	at Arkansas-Monticello
O 16	Arkansas Tech
O 23	at Central Arkansas
O 30	Delta State
N 6	Harding

2003 Results (5-5, 4-5 in GSC, T-5th)

30 Southeastern Oklahoma State	27
23 Arkansas Tech	34
43 Central Arkansas	28
21 VALDOSTA STATE	42
14 North Alabama	41
48 Arkansas-Monticello	21
27 Southern Arkansas	38
35 Henderson State	17
21 Delta State	45
26 Harding	18



FOOTBALL

Football Opponents



HARDING UNIVERSITY

September 18, 7 p.m. (EDT)
Bazemore-Hyder Stadium, Valdosta, GA

Location: Searcy, AR
Enrollment: 5,400
President: Dr. David B. Burks
Athletic Director: Greg Harnden
Nickname: Bisons
Conference: Gulf South
National Affiliation: NCAA II
Stadium: First Security Stadium (5,000)
Head Coach: Randy Tribble
Alma Mater: Harding
Record at Harding: 55-47-1 (10 years)
Phone: (501) 279-4755

Assistants: Tommy Laurendine, Carey Baker,
Joe Carter, Jason Smelser
2003 Record: 4-6, 3-6 in GSC (T-7th)
Series Record: VSU leads, 2-0
Basic Offense: Multiple
Basic Defense: 4-3
Lettermen Returning: 35 (17 offense, 18 defense)
Sports Information Director: Scott Goode
Office: (501) 279-4706; Home: 268-1208
Fax: 279-4020
Press Box: 279-4071

2004 Schedule

S 4	at Missouri Southern
S 11	West Georgia
S 18	at VALDOSTA STATE
S 25	North Alabama
O 2	Henderson State
O 9	at Central Arkansas
O 16	Arkansas-Monticello
O 23	Delta State
O 30	at Arkansas Tech
N 6	at Ouachita Baptist

2003 Results (4-6, 3-6 in GSC, T-7th)

22 East Central	19
3 North Alabama	38
9 Arkansas Tech	10
26 West Alabama	21
25 West Georgia	21
34 Henderson State	33
21 Arkansas-Monticello	35
21 Delta State	38
19 SouthernArkansas	24
18 Ouachita Baptist	26



UNIVERSITY OF CENTRAL ARKANSAS

September 25, 6 p.m. (CDT)
Estes Stadium, Conway, AR

Location: Conway, Ark.
Enrollment: 9,600
President: Lu Hardin
Athletic Director: Vance Strange
Nickname: Bears
Conference: Gulf South
National Affiliation: NCAA II
Stadium: Estes Stadium (8500)
Head Coach: Clint Conque
Alma Mater: Nicholls State
Record at UCA: 24-20 (4 years)
Phone: (501) 450-3153

Assistants: Denzil Cox, Perry Eliano,
Chris Thomsen, Ricky Matt, Ken Collums,
Brooks Hollingsworth, Kevin Goodwin
2003 Record: 5-6 (3-6 in GSC, T-7th)
Series Record: VSU leads, 7-2
Basic Offense: Multiple
Basic Defense: 4-3
Lettermen Returning: 40 (21 offense, 19 defense)
Sports Information Director: Steve East
Office: (501) 450-5743; Home: 450-0013
Fax: 450-5740
Press Box: 450-5743

2004 Schedule

A 28	at Eastern New Mexico
S 4	Iowa Wesleyan
S 11	at Southern Arkansas
S 18	at Henderson State
S 25	VALDOSTA STATE
O 2	at North Alabama
O 9	Harding
O 16	at Delta State
O 23	Ouachita Baptist
O 30	at Arkansas-Monticello
N 6	Arkansas Tech

2003 Results (5-6, 3-6 in GSC, T-7th)

30 Abilene Christian	12
42 Arkansas-Pine Bluff	28
23 Henderson State	28
28 Ouachita Baptist	43
14 Arkansas-Monticello	27
21 Southern Arkansas	28
21 VALDOSTA STATE	26
12 North Alabama	31
48 West Georgia	6
35 West Alabama	21
26 Arkansas Tech	7

Football Opponents

FOOTBALL



DELTA STATE UNIVERSITY

October 2, 1 p.m. (CDT)
Bazemore-Hyder Stadium, Valdosta, GA

Location: Cleveland, Miss.
Enrollment: 4,084
President: Dr. John M. Hilpert
Athletic Director: Brad Teague
Nickname: Statesmen
Conference: Gulf South
National Affiliation: NCAA II
Stadium: Travis Parker Field (8,000)
Head Coach: Rick Rhoades
Alma Mater: Central Missouri State
Record at DSU: 13-9 (2 years)
Phone: (662) 846-4300

Assistants: Joel Williams, Shea Taylor,
Sean Cannon, J.D. Davis, Mike Kershaw,
Randy Gierson
2003 Record: 9-2, 7-2 in GSC (T-3rd)
Series Record: DSU leads, 12-10-1
Basic Offense: Multiple
Basic Defense: 40
Lettermen Returning: 36 (18 offense, 18 defense)
Sports Information Director: Paul Smith
Office: (662) 846-4284; Home: TBA
Fax: 846-4297
Press Box: 846-4593

2004 Schedule

A 26	at Texas A&M-Commerce
S 4	East Texas Baptist
S 11	Central Arkansas
S 18	at Arkansas Tech
S 25	Ouachita Baptist
O 2	Arkansas-Monticello
O 9	at North Alabama
O 16	West Georgia
O 23	West Alabama
O 30	at VALDOSTA STATE
N 6	at Henderson State

2003 Results (9-2, 7-2 in GSC, 3rd)

48 Cumberland	7
45 Mississippi Valley State	0
17 VALDOSTA STATE	28
47 West Alabama	17
61 West Georgia	7
38 Arkansas Tech	28
36 Southern Arkansas	44
41 Henderson State	14
38 Harding	21
45 Ouachita Baptist	21
41 Arkansas-Monticello	21



HENDERSON STATE UNIVERSITY

October 9, 3 p.m. (CDT)
Carpenter-Haygood Stadium, Arkadelphia, AR

Location: Arkadelphia, Ark.
Enrollment: 3,500
President: Dr. Charles Dunn
Athletic Director: Sam Goodwin
Nickname: Reddies
Conference: Gulf South
Affiliation: NCAA II
Stadium: Carpenter-Haygood (9,600)
Head Coach: Jesse Branch
Alma Mater: Arkansas
Record at HSU: 10-23 (3 years)
Phone: (870) 230-5201

Assistants: Kenny Wheaton, Benjy Pierce,
John Wells, Chad Callais, Derrick LeBlance,
Vernon Hutchins, Nick Vaughn, Antony Moore
2003 Record: 4-7, 3-6 in GSC (T-7th)
Series Record: VSU leads, 6-0
Basic Offense: Flexbone
Basic Defense: 4-3
Lettermen Returning: 55 (28 offense, 27 defense)
Sports Information Director: Troy Mitchell
Office: (870) 230-5197; Home: 366-4630
Fax: 230-5408
Press Box: 230-5035

2004 Schedule

S 2	at Stephen F. Austin
S 11	Arkansas Tech
S 18	Central Arkansas
S 25	at Delta State
O 2	at Harding
O 9	VALDOSTA STATE
O 16	North Alabama
O 23	at West Georgia
O 30	at West Alabama
N 6	Southern Arkansas

2003 Results (4-7, 3-6 in GSC, T-7th)

0 McNeese State	42
41 Southeastern Louisiana	35
25 Central Arkansas	23
35 West Georgia	38
16 Arkansas Tech	13
41 West Alabama	36
33 Harding	34
14 Delta State	41
17 Ouachita Baptist	35
50 Arkansas-Monticello	55
14 Southern Arkansas	53



FOOTBALL

Football Opponents



UNIVERSITY OF WEST ALABAMA

October 16, 1 p.m. (EDT)
Bazemore-Hyder, Valdosta, GA

Location: Livingston, Ala.
Enrollment: 2,300
President: Dr. Richard Holland
Athletic Director: Dee Outlaw
Nickname: Tigers
Conference: Gulf South
National Affiliation: NCAA II
Stadium: Tiger Stadium (7,000)
Head Coach: Sam McCorkle
Alma Mater: West Alabama
Record at UWA: 20-44-2
Phone: (205) 652-3483

Assistants: David Thornton, Tony Oglesby,
Rick Butler, Reico McCann, Don Dove,
Jason Fronabarger, Bret Gilliland
2003 Record: 2-9, 1-8 in GSC (T-12th)
Series Record: VSU leads, 21-1
Basic Offense: Multiple
Basic Defense: 4-3
Lettermen Returning: 43 (23 offense, 20 defense)
Sports Information Director: Jason Hughes
Office: (205) 652-3596; Home: 652-4269
Fax: 652-3600
Press Box: 652-6999, 7799

2004 Schedule

S 28	at Samford
S 4	Tuskegee
S 11	Delta State
S 18	at Arkansas-Monticello
S 25	Arkansas Tech
O 2	at Ouachita Baptist
O 9	West Georgia
O 16	at VALDOSTA STATE
O 23	at Southern Arkansas
O 30	Henderson State
N 6	North Alabama

2003 Results (2-9, 1-8 in GSC, T-12th)

28 Belhaven	44
24 Stillman	17
27 Arkansas-Monticello	20
17 Delta State	47
21 Harding	26
35 Henderson State	41
35 West Georgia	38
13 VALDOSTA STATE	58
17 Arkansas Tech	20
21 Central Arkansas	35
10 North Alabama	44



UNIVERSITY OF NORTH ALABAMA

October 23, 6 p.m. (CDT)
Braly Municipal Stadium, Florence, AL

Location: Florence, Ala.
Enrollment: 5,800
President: Dr. Robert L. Potts
Athletic Director: Joel Erdmann
Nickname: Lions
Conference: Gulf South
National Affiliation: NCAA II
Stadium: Braly Municipal Stadium (13,000)
Head Coach: Mark Hudspeth
Alma Mater: Delta State
Record at UNA: 17-8 (2 years)
Phone: (256) 765-4397

Assistants: Kenny Edenfield, Charles Anthony, Terry Tilghman,
Keith Boone, Chris Willis, Lamar James, Tyler Peterson
2003 Record: 13-1, 9-0 in GSC (1st)
Series Record: UNA leads, 13-9-1
Basic Offense: Multiple
Basic Defense: 4-3
Lettermen Returning: 46 (28 offense, 18 defense)
Sports Information Director: Jeff Hodges
Office: (256) 765-4595; Home: 766-7572 Fax: 765-4659
Press Box: 765-6372, 6373

2004 Schedule

S 4	at Tusculum
S 11	Arkansas-Monticello
S 18	at Delta State
S 25	at Harding
O 2	Central Arkansas
O 9	Southern Arkansas
O 16	at Henderson State
O 23	VALDOSTA STATE
O 30	West Georgia
N 6	at West Alabama

2003 Results (13-1, 9-0 in GSC, 1st)

68 Stillman	7
28 Jacksonville State	16
38 Harding	3
41 Arkansas Monticello	20
21 Southern Arkansas	14
41 Ouachita Baptist	14
55 Arkansas Tech	9
31 Central Arkansas	12
17 VALDOSTA STATE	10
48 West Georgia	21
44 West Alabama	10
48 Southern Arkansas	24
41 Carson-Newman	9
22 North Dakota	29

Football Opponents FOOTBALL



UNIVERSITY OF SOUTHERN ARKANSAS

October 30, 1 p.m. (EDT)
Bazemore-Hyder Stadium, Valdosta, GA

Location: Magnolia, Ark.
Enrollment: 3,035
President: Dr. David Rankin
Athletic Director: Jay Adcox
Nickname: Muleriders
Conference: Gulf South
National Affiliation: NCAA II
Stadium: Wilkins Stadium (6,000)
Head Coach: Steve Quinn
Alma Mater: Ouachita Baptist
Record at SAU: 12-9 (two years)
Phone: (870) 235-4110

Assistants: Tommy Laurendine, Carey Baker,
Joe Carter, Jason Smelser
2003 Record: 9-3, 7-2 in GSC (T-3rd)
Series Record: VSU leads, 5-3
Basic Offense: Flexbone
Basic Defense: Eagle
Lettermen Returning: 30 (14 offense, 16 defense)
Sports Information Director: Houston Taylor
Office: (870) 235-4104; Home: 695-0076
Fax: 901-7219
Press Box: 235-4117

2004 Schedule

A 28 at Texas A&M-Commerce
S 4 East Texas Baptist
S 11 Central Arkansas
S 18 at Arkansas Tech
O 25 Ouachita Baptist
O 2 at Arkansas-Monticello
O 9 at North Alabama
O 16 West Georgia
O 23 West Alabama
O 30 at VALDOSTA STATE
N 6 at Henderson State

2003 Results (9-3, 7-2 in GSC, T-3rd)

27	Midwestern State	24
34	Texas A&M-Commerce	0
52	West Georgia	6
17	VALDOSTA STATE	41
14	North Alabama	21
28	Central Arkansas	21
44	Delta State	36
37	Ouachita Baptist	27
31	Arkansas-Monticello	28
24	Harding	19
53	Henderson State	14
24	North Alabama	48

WEST GEORGIA



B·R·A·V·E·S

STATE UNIVERSITY OF WEST GEORGIA

November 6, 7 p.m. (EST)
Grisham Stadium, Carrollton, GA

Location: Carrollton, Ga.
Enrollment: 10,250
President: Dr. Beherus N. Sethna
Athletic Director: Ed Murphy
Nickname: Braves
Conference: Gulf South
Affiliation: NCAA II
Stadium: Grisham (6,500)
Head Coach: Mike Ledford
Alma Mater: Tennessee Tech
Record at WG: 6-16 (2 years)
Phone: (770) 836-6539

Assistants: Scott Walker, Bert Browne,
Mike Adams, Mike Scott, Rocky Hunt,
Forrest Jackson, Frankey Iverson, Jon Pry
2003 Record: 3-8, 2-7 in GSC (11th)
Series Record: VSU leads, 14-7
Basic Offense: Multiple
Basic Defense: Multiple
Lettermen Returning: 33 (16 offense, 16 defense)
Sports Information Director: Mitch Gray
Office: (770) 836-6542; Home: 574-9248
Fax: 836-6543
Press Box: 836-0830

2004 Schedule

S 4 Carson-Newman (Rome)
S 11 at Harding
S 18 Ouachita Baptist
S 25 at Arkansas-Monticello
O 2 Arkansas Tech
O 9 at West Alabama
O 16 at Southern Arkansas
O 23 Henderson State
O 30 at North Alabama
N 6 VALDOSTA STATE

2003 Results (3-8, 2-7 in GSC, 11th)

21	Presbyterian	14
7	Albany State	34
6	Southern Arkansas	52
38	Henderson State	35
7	Delta State	61
21	Harding	25
38	West Alabama	35
9	Arkansas Tech	38
6	Central Arkansas	48
21	North Alabama	48
17	VALDOSTA STATE	30

A LOOK BACK



2003 In Review...Disappointment Despite Success



A football program has been elevated to a lofty level when those in charge are disappointed at the end of a season which ended with 10 wins and a fourth consecutive playoff appearance. That's how it is these days at Valdosta State where Coach Chris Hatcher's Blazers have become solidly entrenched as a national football power in the NCAA's Division II ranks.

Hatcher, who completed his fourth season at his alma mater, has compiled an amazing 42-2 regular season record, including a conference mark of 34-2. His playoff mark is 4-4, and his overall record is 46-6. Last year's club pushed a string of regular season wins to a Gulf South Conference record 35 straight, turning in a 10-2 worksheet and second place finish in the GSC.

"It was a good year, but we didn't reach our ultimate goal," Hatcher said. "Our goal will always be to play for the national championship, and we'll always be disappointed if we don't reach it. But I'm proud of both the individual and team accomplishments we were able to achieve in 2003."

In addition to the long string of regular season victories, those accomplishments included posting a league record 29 consecutive conference wins, improving to a perfect 9-0 against intrastate rival Albany State and putting a 45-17 beating on Division I-AA Florida Atlantic, a team which reached the semifinals of the I-AA playoffs.

The five road wins in the regular season extended that streak to 22 in a row and counting.

Individually, nine Blazers were named to the all-conference team.

Nine of last year's 15 seniors were major contributors to Hatcher's first four teams, and they leave with star-studded resumes - a 46-6 overall record, three Gulf South Conference championships and four trips to the national playoffs, including one to the national championship game.

Disappointment? Yes, but also a large measure of celebration.

Blazers Open 2003 With 21-3 Win Over Albany State

Sophomore Barrett Wilkes, getting his second career start, threw three touchdown passes, and the Blazers' Black Swarm defense kept Albany State out of the end zone as Valdosta State posted a 21-3 win over the Golden Rams Saturday (August 30) in the season opener for both teams. The game, delayed for 30 minutes by heavy rain and lightning, drew a crowd of 10,473 (third largest home attendance in history).

Wilkes completed 21 of 35 passes for 231 yards, including scoring tosses of 14 yards to runningback Aaron Jenkins (second quarter), 9 yards to tight end Bama Adams (third quarter) and 13 yards to tight end Andre Zellner (fourth quarter). But his favorite receiver was Raymond Thomas, a redshirt freshman making his collegiate debut. Thomas caught nine passes for 115 yards, including a 36-yarder which set up the Blazers' second touchdown.

The Black Swarm gave up some big plays but stiffened inside the red

zone, allowing only a 29-yard field goal early in the third quarter. That was set up by a 65-yard scamper by Albany State quarterback Uyl Joyner, who accounted for 76 percent of the Golden Rams' offense (110 yards rushing, 151 yards passing). The Blazer defense, which recorded five sacks and seven other tackles for losses, was led by linebackers Jason Cost (9 tackles), Marlin Adams (8 tackles) and Fred Dunn (8 tackles).

Jenkins led the VSU rushing attack with 76 yards on 19 carries.

The win, the ninth over Albany State in as many meetings, extended the Blazers' string of regular season victories to 28 and was the sixth straight in a season opener (all over the Rams). VSU is now 14-8 in 22 openers.

Blazers Near Perfect In 45-17 Rout Of I-AA Florida Atlantic

Valdosta State, getting huge plays from its offense, defense and special teams, shocked Florida Atlantic, ranked 24th in Division I-AA, 45-17 Saturday (September 6) in Fort Lauderdale. The Blazers' Black Swarm set

the tone when linebacker Dee Williford scooped up a fumble caused by linebacker Jason Cost and raced 47 yards for the game's first touchdown with just over one minute elapsed in the game.

After a Florida Atlantic field goal early in the second quarter, VSU quarterback Barrett Wilkes went to work, taking the Blazers 76 yards in 11 plays and hitting Andre Zellner (5 catches, 85 yards) with a 10-yard touchdown pass for a 14-3 lead. VSU got the ball right back when free safety Wesley Brown sacked Owl quarterback Jared Allen, forcing another fumble which tackle Terel Toomer recovered at the FAU 14. On the second play Wilkes found Nekeyma Wright over the middle for the

touchdown and a 21-3 cushion, and the Blazers never looked back.

A 54-minute lightning delay preceded the Owls' first touchdown, cutting the Blazer lead to 21-10 at the abbreviated halftime (three minutes because of the long delay). The third quarter was all VSU. Wilkes immediately drove the Blazers 55 yards in seven plays, cashing in with a 13-yard strike to Raymond Thomas (8 catches, 64 yards). Tyrone Jordan forced yet another fumble on the ensuing kickoff, and Scott Foss's recovery put VSU in business at the Owl 38. Four plays later Wilkes found Bama Adams over the middle from 11 yards out, pushing the lead to 35-10.

A 35-yard Will Rhody field goal and a 1-yard Tyran Robinson run were sandwiched around Florida Atlantic's other touchdown.

Wilkes was an impressive 35-49-1 for 381 yards and the four scores, earning Gulf South Conference offensive player of the week honors. Cost led the Black Swarm, which recorded five sacks and 11 other tackles for loss, with 8 tackles. Elliott Burkes picked up two of the sacks on corner blitzes.

The win was the first over a Division I-AA opponent since 1994 when head coach Chris Hatcher engineered a 31-14 dismantling of Central Florida. It also extended the regular season winning streak to 29 games.





2003 In Review...Disappointment Despite Success

Blazers Have Answer For Delta State Challenge, Win 28-17

Valdosta State extended its regular season winning string to 30 games Saturday (Sept. 20) at Delta State, but it was far from easy. The resilient Blazers pulled out a 28-17 win over the much improved Statesmen in a game that featured big play offenses and one huge play by VSU's punt return team.

The special teams heroics, a blocked punt by senior free safety Wesley Brown which was recovered in the end zone by Aaron Jenkins for a touchdown, snapped a 7-7 tie and gave the Blazers a 14-7 halftime lead. That score came after the teams had traded touchdown passes earlier in the second quarter. The Statesmen knotted the count late in the third period, but VSU immediately answered with a six-play, 80-yard drive to regain the lead for good.

Delta State, which has abandoned its option game for a more balanced offensive attack, hurt VSU through the air as redshirt freshman Scott Eyster threw for 394 yards, completing 28 of 47. Twelve of the completions went to two receivers with junior Ellis Debrow making touchdown catches of 20 and 60 yards. The 20-yarder gave the Statesmen a 7-0 lead, and the 60-yarder tied the game at 14.

But Blazer quarterback Barrett Wilkes rallied his team every time Delta State gained momentum. After the first score and after the teams exchanged turnovers, Wilkes drove the Blazers 59 yards in four plays, connecting with sophomore Darrell Stephens on a 42-yard scoring play to tie the game. After DSU tied the game at 14, Wilkes immediately took the Blazers 80 yards in six plays, finding junior Tyrone Jordan from 22 yards out to put VSU back on top.

The final drive, which came after Delta State had kicked a field goal to cut the lead to 21-17, was a methodical 73-yard march in eight plays. Jenkins, who set a conference record for career touchdowns (now at 51), was the workhorse on the drive, rushing five times for 22 yards and catching a pass for 25 more. He scored the points on a 5-yard run.

Although the Black Swarm gave up almost 400 yards through the air, the defense forced two crucial fumbles, recorded three sacks and four other tackles for loss and held the Statesmen to only 11 yards rushing.

The win, which also extended VSU's conference winning streak to 24 games, was the third straight over Delta State and cut the Statesmen's series lead to 12-10-1.

Late Fireworks Propel Blazers Past Southern Arkansas, 41-17

Oh my!

Dee Williford's 97-yard fumble return for a touchdown was the defining play in a methodical Valdosta State comeback that produced a 41-17 Gulf South Conference victory at Southern Arkansas Saturday (Sept. 27). The win, which was much harder earned than the final score would indicate, extended the Blazers' regular season winning streak to 31 games (25 straight in the league).

The Black Swarm's biggest of many big plays gave VSU a 27-17 fourth quarter lead just when it seemed the Muleriders would go back on top.

VSU had taken its first lead of the night earlier in the period when William Milton capped a 10-play, 98-yard drive with a 5-yard run to put the Blazers up 20-17. But Southern Arkansas roared back, driving 66 yards to a second and goal at the VSU 4. That's when the defense forced the fumble which Williford snagged at the three with a clear field in front of him.

That was the last of several momentum shifts in a battle that lived up to its pre-game hype.

After the teams exchanged field goals, Southern Arkansas grabbed a 17-3 lead, getting the second touchdown 58 seconds before halftime. The Blazers answered that score, driving 65 yards in five plays with Barrett Wilkes firing a 34-yard strike to Bama Adams for the points 12 seconds before intermission. Will Rhody added his second field goal midway the third quarter to trim the Mulerider lead to 17-13.

After Williford's game-turning play, VSU used a pair of interceptions to turn the game into a rout. Spencer Fortson's pick led to a 6-play, 56-yard drive which Tyran Robinson ended with a 3-yard run. On the next SAU possession, Elliott Burkes returned an interception 32 yards for the final points.

Robinson enjoyed the second best rushing game of his career, rambling for 129 yards on 18 carries (he ran for 151 yards against North Alabama in 2001). Wilkes hung tough, completing 20 of 40 for 237 yards.

Defensively, Marlin Adams recorded 10 tackles, including a sack. The Black Swarm handled the Mulerider wishbone, giving up 339 total yards but forcing five turnovers.



Blazers Score Early and Often, Roll Past Ouachita Baptist, 42-21

Sophomore quarterback Barrett Wilkes threw for 306 yards and four touchdowns to lead Valdosta State to a 42-21 Gulf South Conference win over Ouachita Baptist Saturday (Oct. 4). The win, which was the 32nd straight in the regular season (26 consecutive league wins), improved the second-ranked Blazers to 5-0 overall, 3-0 in the GSC.

Wilkes directed scoring drives on the Blazers' first five possessions, sparking VSU to a 35-7 lead early in the third quarter. Junior Tyrone Jordan caught scoring passes of 22 and 14 yards, sophomore Greg Lofton grabbed a 45-yard TD toss and freshman Raymond Thomas was on the receiving end of a 54-yarder. Junior Tyran Robinson (1-yard run) and sophomore Latray Walker (11-yard scamper) scored the other Blazer touchdowns.

After VSU jumped to a 14-0 lead, the Tigers drove 80 yards to cut the lead in half, but the Blazers scored three unanswered touchdowns to put the game away. Ouachita Baptist turned two VSU turnovers (fumbled punt and interception) into late touchdowns.

The Blazers rolled up 437 yards of total offense (344 passing) as 14 different receivers caught passes. Thomas led the way with seven catches for 106 yards. OBU had 282 total yards, 148 through the air.

Valdosta State coach Chris Hatcher won his 41st game (41-4), making him the all-time winningest coach in Blazer history. He passes Hal Mumme, who was 40-17-1 in five seasons. Hatcher has been the Blazer boss for three years, five games.

2003 In Review...Disappointment Despite Success



Special Teams Extra Special, VSU Escapes Arkansas-Monticello, 31-28

Special teams and a special play.

Those were the difference as Valdosta State extended its regular season winning streak to 33 games (27 straight in the Gulf South Conference) with a hard fought 31-28 win at Arkansas-Monticello Saturday (Oct. 11). The Blazers' Wesley Brown first blocked the Boll Weevils' first punt of the game, then scooped up the ball at the UAM 5 and scored the game's first touchdown with the contest less than two minutes old. Early in the second quarter, Bama Adams fielded a UAM punt and raced untouched 56 yards to give VSU a 17-0 lead.

After the Weevils had closed the gap to 24-14 after three quarters, the Blazers reached into their "special" play book for what turned out to be the deciding points. Runningback Tyran Robinson connected with a wide open Tyrone Jordan on a perfectly executed halfback pass which covered 64 yards and put the finishing touches on a 4-play, 96-yard drive. A frantic Arkansas-Monticello rally, which produced two TDs, was too little, too late.

Quarterback Barrett Wilkes, who was stung for three interceptions, still completed 23 of 38 for 216 yards, including a clutch 32-yarder to Rod Dalton on third down on the play before Robinson hooked up with Jordan for six. Dalton enjoyed his best day with seven catches for 73 yards.

Runningback Aaron Jenkins returned to work after missing a game with a leg injury and ran for 86 yards on 21 carries, scoring the Blazers' third touchdown on a 2-yard run. Robinson added 63 yards on 12 carries.

The Black Swarm chased Weevil quarterback Cory Allred all afternoon but only caught him three times for sacks. The elusive Allred kept his team in the game, completing 29 of 54 passes for 374 yards and three TDs. He also rushed for 58 of UAM's 80 total yards on the ground. VSU's Chris Fowler intercepted Allred twice, once in the end zone to stop a second quarter drive.

Blazers Stop Desperation Central Arkansas Drive, Preserve 26-21 Win

Whew!

Valdosta State stopped a desperation Central Arkansas drive at the Blazer 5-yard-line as time expired to preserve a 26-21 Gulf South Conference victory over the Bears on Homecoming Saturday (Oct. 18) at Bazemore-Hyder Stadium.

The second-ranked Blazers (7-0, 5-0) had built a 26-14 lead with 5:39 left in the game, but Central Arkansas rallied, scoring in two plays after recovering a VSU fumble at the Blazer 30 to pull within five points with 1:25 remaining. The Bears then recovered an onside kick at the Valdosta State 40 and drove 35 yards to the Blazer 5 before throwing an incomplete pass in the end zone on the game's final play.

VSU, which won its 34th consecutive regular season game (28th straight in the GSC), never trailed, jumping to a 10-0 first quarter lead on a 46-yard Will Rhody field goal and a 4-yard run by William Milton which capped a 10-play, 60-yard drive.

The Bears turned an interception into their first touchdown late in the opening quarter, driving 31 yards and scoring on Willie Hopson's 1-yard run. The teams exchanged second quarter TDs, the Blazers scoring on a 14-yard pass from Barrett Wilkes to Andre Zellner (10-plays, 63 yards), and the Bears countering with Hopson's 11-yard run (13 plays, 86 yards).

After a scoreless third quarter, VSU appeared to put the game away with a 20-yard Rhody field goal and a 44-yard run by Tyran Robinson, which came two plays after the Blazers stopped UCA on downs at the VSU 42. Later in the quarter, VSU recovered a fumble at its own 34 but fumbled it right back, and the Bears took advantage. On the second play, Henry Young hit Steven Nolan on a 28-yard scoring strike, and Nolan recoverd the ensuing onside kick with 1:20 remaining to set up the final

drive which ended five yards short.

Hopson led all rushers with 95 yards on 22 carries while Robinson picked up 72 on six trips. VSU's Wilkes was 24-35 for 207 yards; UCA's Young was 14-30 for 136 yards. The Blazers picked up 369 total yards to 308 for the Bears.

Blazers Score Early and Often, Coast Past West Alabama, 58-13

Valdosta State put points on the board on its first four possessions, built a 37-10 halftime lead and coasted to a solid 58-13 win over West Alabama Saturday (Oct. 25) in Livingston. The win was the 35th straight in the regular season and pushed the Blazers' Gulf South Conference winning streak to 29.

Sophomore quarterback Barrett Wilkes enjoyed his best game as a Blazer, completing 25 of 42 passes for 456 yards and five touchdowns, both career highs. He completed his first nine passes, and at the end of the first quarter he was 13 of 19 for 261 yards and three scores.

The first quarter was an offensive highlight reel, featuring 477 yards of total offense that produced 34 points. The Blazers led at the end of the 52-minute quarter 24-10 and completed the blowout win by scoring the next 34 points. Wilkes threw to 11 different receivers with Andre Zellner leading the way with four catches for 98 yards and two touchdowns (23 and 19 yards). Bama Adams caught a 41-yarder for VSU's first touchdown (3-play, 72-yard drive in 23 seconds), and Nekeyma Wright completed a 10-play, 99-yard drive with a 7-yard TD catch. Raymond Thomas finished a 3-play, 58-yard, 55-second drive with a 41-yard touchdown reception which finished off the first quarter scoring.

The Black Swarm also got into the scoring act with defensive tackle Derrick Hill returning an interception 15 yards for a score, and linebacker Gio Blalock returning a fumble 4 yards to the Tiger 1, setting up Latray Walker's run for VSU's final touchdown. The Swarm forced six turnovers (three fumbles, three interceptions).

The win was the 18th in a row over West Alabama, and the Blazers now lead the series 21-1.

Streak Ends As North Alabama Slips Past Valdosta State, 17-10

DeMarcus Blount scored two second half touchdowns to lead No. 3-ranked North Alabama to a 17-10 Gulf South Conference victory over top-ranked Valdosta State Saturday (Nov. 1), snapping the Blazers' regular season winning streak at 35.

The Lions, now 9-0 overall, 7-0 in the GSC, rallied from a 3-0 halftime deficit to take a one-game lead over VSU with two games remaining. The Blazers' Will Rhody accounted for all the first half scoring, hitting a 48-yard field goal with just under two minutes remaining before intermission. North Alabama tied the game early in the third quarter, driving 72 yards with the second half kickoff before settling for a 22-yard Travis Johnston field goal. Late in the quarter, the Lions drove 75 yards in six plays with Blount bolting 48 yards for the score one play after VSU was called for a late hit on UNA quarterback Will Hall after a third down incompletion.

Valdosta State came right back, driving 82 yards in eight plays and scoring on a fake field goal when Tyran Robinson ran 8 yards to tie the game at 10 with 13:06 left. The Lions immediately drove 68 yards in six plays to take the lead for good with Blount capping the march with a 9-yard run, scoring with 9:50 remaining.

After holding the Blazers, North Alabama consumed the final 6:10 of the game, diving 68 yards to the VSU 1 when time expired. The drive was extended when the Blazers were penalized for 12 men on the field with UNA lining up to attempt a 42-yard field goal with 2:10 left in the game.

Valdosta State's Aaron Jenkins was the game's leading rusher, picking



FOOTBALL

2003 Game-By-Game Stats

up 101 yards on 18 carries, but he fumbled away a scoring opportunity at the Lion 1 at the end of a 33-yard scamper. Blount led the North Alabama attack with 94 yards on 14 carries. The Blazers held UNA to 32 total yards in the first half, but the Lions finished with 217 yards on the ground. They outgained the Blazers, which had won 29 straight GSC games, 335 to 285.

Black Swarm Provides Spark As Blazers Blank Arkansas Tech, 30-0

It's called defense. And Valdosta State's Black Swarm played it to perfection Saturday (Nov. 8) at Arkansas Tech, posting the 16th shutout in school history with a 30-0 dismantling of the Wonder Boys. The Blazers improved to 9-1 overall, 7-1 in the Gulf South Conference.

The Swarm was directly responsible for the first two Blazer touchdowns, returning a fumble for the first score and recovering a fumble at the Arkansas Tech 3 to set up the second. Before the cold and blustery afternoon ended, VSU had recovered four fumbles, picked up five quarterback sacks and held the Wonder Boys to 80 total yards (20 rushing) on 59 plays.

The first score came with 5:13 left in the first quarter when free safety Scott Foss blitzed and sacked Arkansas Tech quarterback Mike Edgeworth, forcing a fumble which linebacker Dee Williford scooped up and raced 36 yards untouched. It was Williford's third fumble return for a touchdown this season. Two series later, cornerback Marquis Turner blitzed and sacked Edgeworth, forcing another fumble which tackle Derrick Hill fell on at the Wonder Boy 3. Three plays later Buster Faulkner scrambled for the touchdown and a 14-0 Blazer lead.

The Blazers added a 28-yard field goal by Will Rhody midway the second quarter for a 17-0 halftime lead, then drove 65 yards in five plays on the opening drive of the third quarter for a 24-0 cushion. The score came on a 12-yard pass from Barrett Wilkes to Andre Zellner. Rhody completed the scoring with field goals of 43 and 27 yards.

VSU's total domination of the game was highlighted in the third quarter when the Blazers kept the ball for more than 11 minutes. Arkansas Tech had the ball for nine plays, gaining no yards. The Wonder Boys were forced to punt 10 times in addition to losing the four fumbles. Their deepest penetration was to the VSU 39 on their final drive of the game.

Blazers Take Care of Business, Stop Stubborn West Georgia, 30-17

Fifth-ranked Valdosta State took its first lead 40 seconds before halftime and held on after intermission to beat stubborn West Georgia 30-17 Saturday (Nov. 15) at Bazemore-Hyder Stadium. The Blazers finish the regular season 10-1 and now await their fourth straight invitation to the Division II national playoffs. The 16-team field will be announced Sunday at 1 o'clock eastern time on ESPNNews.

West Georgia (3-8) took a first quarter lead when Devin Johnson returned a VSU fumble 5 yards for a touchdown. The teams exchanged early second quarter scores with the Blazers tying the game on Andre Zellner's 1-yard run, and the Braves regaining the lead on Brandon Glover's 7-yard scamper.

VSU's Will Rhody kicked a 25-yard field goal to cut the lead to 14-10, and the Blazers took the lead for good late in the period, driving 63 yards in five plays and scoring on a 22-yard pass from Barrett Wilkes to Tyrone Jordan for a 16-14 halftime lead.

Valdosta State stretched the lead early in the third quarter, returning the second half kickoff to midfield and scoring in three plays. Wilkes hit Zellner from 25 yards out for the points and a 23-14 lead. The Braves got a 39-yard field goal from Trevor Ramos midway the third period, and the Blazers completed the scoring early in the fourth when Wilkes and Bama Adams combined for a 65-yard scoring play.

West Georgia was effective on the ground with Glover rushing for 120 of the Braves' 201 yards. VSU relied on its passing game, getting 364 of its 416 total yards through the air. Wilkes was 22 of 29 for 328 yards and three TDs. The win was the Blazers' fourth straight over West Georgia, and VSU now leads the series between the arch rivals 14-7. And Valdosta State also retains possession of the Peach Basket, which resides on the campus of the winning team from year to year. The basket has been in the Blazer trophy case since the tradition was begun four years ago.

Carson-Newman Ends VSU Season In Playoffs First Round, 35-29

Carson-Newman scored on its first possession and had the answer for every Valdosta State rally to beat the Blazers 35-29 in the first round of the Division II playoffs Saturday (Nov. 22) at Bazemore-Hyder Stadium.

The Eagles (11-1) scored on the game's third play when Shane Kelley hit tight end Leonard Weaver on a 67-yard pass, and after Weaver caught a two-point conversion from holder Joey King Carson-Newman led 8-0.

The Eagles, which came into the game 0-13 in Division II playoff games on the road, extended the lead to 15-0 late in the first quarter when Kelley ended a 6-play, 77-yard drive with a 1-yard sneak. Valdosta State got on the board on the ensuing kickoff when Tyran Robinson went 98 yards untouched to cut the lead to 15-7. But the Eagles' Mikka'il Jenkins returned the Blazer kickoff 76 yards to the VSU 18, and on the first play Kelley and Weaver teamed up again for the touchdown and a 22-7 lead.

Carson-Newman stretched the lead to 25-7 on Angel Gonzalez' 42-yard field goal midway the second quarter before the Blazers cut it to 25-14 at the half, driving 50 yards in five plays and scoring on a 9-yard pass from Barrett Wilkes to Nekeyma Wright. VSU pulled to within three midway the third quarter when Wilkes capped a six-play, 75-yard drive with a 2-yard run. The Blazers were driving for the lead late in the period when Wilkes was intercepted at the C-N 18 by Tiger Williams who returned it to midfield, setting up a 48-yard Gonzalez field goal three plays later. It was Williams' second interception of the game. He stopped a Blazer drive with a second quarter pick in the end zone after VSU had driven to the Eagle 14.

On their next possession the Eagles drove 89 yards in 11 plays, scoring with 6:38 left in the game on Rayvon Howard's 13-yard run for a 35-22 lead. But the Blazers quickly answered, driving 80 yards in six plays to score on a 28-yard pass from Wilkes to Andre Zellner. Carson-Newman was able to maintain possession until the final minute, turning the ball over on downs at the VSU 45 with 47 seconds remaining. The Eagle defense stopped the Blazers on four downs to advance.

Carson-Newman rolled up 474 yards of total offense, getting 300 on the ground led by Howard's 66 on seven carries. Kelley was 9 of 19 for 203 yards and the two touchdowns. The Blazers gained 364 total yards, getting 311 through the air as Wilkes completed 24 of 41. But he threw the two costly interceptions.

Valdosta State, which reached the national title game last season and was making its fourth straight playoff appearance, ends its season at 10-2.





2003 GAME-BY-GAME STATS

VSU 21, Albany State 3

Bazemore-Hyder Stadium, Valdosta - August 30, 2003

Albany State	0	0	3	0	-	3
Valdosta State	0	7	7	7	-	21

2nd 10:44 VSU - Aaron Jenkins 14 yd pass from Barrett Wilkes (Will Rhody kick)
3rd 11:52 ASU - Adrian Arango 29 yd field goal

7:15 VSU - Bama Adams 9 yd pass from Wilkes (Rhody kick)
4th 9:25 VSU - Andre Zellner 13 yd pass from Wilkes (Rhody kick)
Attendance: 10,473

	ASU	VSU
First Downs	17	17
Rushes - Yards (Net)	44-157	30-86
Passing - Yards (Net)	155	231
Passes Att-Comp-Int	31-16-0	40-21-1
Total Offense Plays-Yards	75-342	70-317
Fumble Returns-Yards	0-0	1-31
Punt Returns-Yards	3-10	2-20
Kickoff Returns-Yards	4-39	2-69
Interception Returns-Yards	1-0	0-0
Punts (Number-Avg)	10-31.2	7-37.4
Fumbles-Lost	4-2	0-0
Penalties-Yards	11-111	9-79
Possession Time	32:13	27:47
Sacks By: Number-Yards	2-7	5-31

BLAZER LEADERS

RUSHING: Aaron Jenkins 19-76; Tyran Robinson 7-15
PASSING: Barrett Wilkes 21-3-0, 231
RECEIVING: Raymond Thomas 9-115; Andre Zellner 4-54
TACKLES (UA-A): Jason Cost 2-7, 9; Fred Dunn 3-5, 8

VSU 45, Florida Atlantic 17

Lockhart Stadium, Fort Lauderdale, FL - Sept. 6, 2003

Valdosta State	7	14	17	7	-	45
Florida Atlantic	0	10	0	7	-	17

1st 13:58 VSU - Dee Williford 47 yd fumble return (Will Rhody kick)
2nd 12:52 FAU - Mike Myers 32 yd field goal

5:01 VSU - Andre Zellner 10 yd pass from Barrett Wilkes (Rhody kick)
3:43 VSU - Nekeyma Wright 14 yd pass from Wilkes (Rhody kick)
2:27 FAU - Ron Bynes 43 yd pass from Justin Allen (Myers kick)
3rd 12:24 VSU - Raymond Thomas 13 yd pass from Wilkes (Rhody kick)
10:44 VSU - Bama Adams 11 yd pass from Wilkes (Rhody kick)
1:59 VSU - Rhody 35 yd field goal

4th 11:24 FAU - Albert Sanchez 4 yd run (Rhody kick)
3:10 VSU - Tyran Robinson 1 yd run (Rhody kick)
Attendance: 12,367

	VSU	FAU
First Downs	26	21
Rushes - Yards (Net)	24-73	40-152
Passing - Yards (Net)	381	277
Passes Att-Comp-Int	49-35-1	31-21-1
Total Offense Plays-Yards	73-454	71-429
Fumble Returns-Yards	1-47	0-0
Punt Returns-Yards	2-14	2-5
Kickoff Returns-Yards	2-32	6-155
Interception Returns-Yards	1-16	1-18
Punts (Number-Avg)	5-40.0	5-36.2
Fumbles-Lost	3-1	4-3
Penalties-Yards	5-47	10-50
Possession Time	31:13	28:47
Sacks By: Number-Yards	5-44	1-7

BLAZER LEADERS

RUSHING: Tyran Robinson 9-44
PASSING: Barrett Wilkes 35-49-1, 381
RECEIVING: Raymond Thomas 8-64; Andre Zellner 5-85
TACKLES (UA-A): Jason Cost 3-5, 8; Cody Thomas 3-4, 7

VSU 28, Delta State 17

Parker Field, Cleveland, MS - Sept. 20, 2003

Valdosta State	0	14	7	7	-	28
Delta State	0	7	7	3	-	17

2nd 9:11 DSU - Ellis Dehrow 25 yd pass from Scott Eyster (Trey Crum kick)
6:29 VSU - Darrel Stephens 42 yd pass from Barrett Wilkes (Michael Green kick)

4:06 VSU - Aaron Jenkins 0 yd blocked punt return (Will Rhody kick)
3rd 4:36 DSU - Dehrow 60 yd pass from Eyster (Crum kick)
2:16 VSU - Tyrone Jordan 22 yd pass from Wilkes (Rhody kick)
4th 9:10 DSU - Crum 22 yd field goal
5:52 VSU - Jenkins 5 yd run (Rhody kick)
Attendance: 7142

	VSU	DSU
First Downs	22	20
Rushes - Yards (Net)	33-107	24-11
Passing - Yards (Net)	290	394
Passes Att-Comp-Int	39-25-1	47-28-0
Total Offense Plays-Yards	72-357	71-405
Fumble Returns-Yards	0-0	0-0
Punt Returns-Yards	5-40	1-0
Kickoff Returns-Yards	2-26	3-54
Interception Returns-Yards	0-0	1-0
Punts (Number-Avg)	9-34.4	9-39.7
Fumbles-Lost	2-0	3-2
Penalties-Yards	11-89	8-75
Possession Time	29:38	30:32
Sacks By: Number-Yards	3-22	2-17

BLAZER LEADERS

RUSHING: Tyran Robinson 11-68; Aaron Jenkins 15-55
PASSING: Barrett Wilkes 25-39-1, 280
RECEIVING: Tyrone Jordan 6-73; Aaron 6-35
TACKLES (UA-A): Jason Cost 5-2, 7; Marquis Turner 6-0, 6

VSU 41, Southern Arkansas 17

Wilkins Stadium, Magnolia, AR - Sept. 27, 2003

Valdosta State	0	10	3	28	-	41
Southern Arkansas	3	14	0	0	-	17

1st 4:51 SAU - Thomas LaToof 32 yd field goal
2nd 14:58 VSU - Will Rhody 22 yd field goal
3:35 SAU - Ted Willaims 10 yd run (LaToof kick)
:58 SAU - Nik Lewis 61 yd pass from Williams (LaToof kick)
:12 VSU - Bama Adams 34 yd pass from Barrett Wilkes (Rhody kick)
3rd 6:30 VSU - Rhody 39 yd field goal
4th 9:34 VSU - William Milton 5 yd run (Rhody kick)
4:51 VSU - Dee Williford 97 yd fumble return (Rhody kick)
1:49 VSU - Tyran Robinson 3 yd run (Rhody kick)
1:01 VSU - Elliott Burkes 32 yd interception return (Rhody kick)
Attendance: 7001

	VSU	SAU
First Downs	26	20
Rushes - Yards (Net)	34-194	48-190
Passing - Yards (Net)	237	149
Passes Att-Comp-Int	41-20-1	22-10-2
Total Offense Plays-Yards	75-431	70-339
Fumble Returns-Yards	1-0	0-0
Punt Returns-Yards	1-15	1-51
Kickoff Returns-Yards	4-93	5-123
Interception Returns-Yards	2-53	1-14
Punts (Number-Avg)	4-36.8	5-39.2
Fumbles-Lost	1-0	3-3
Penalties-Yards	14-168	8-77
Possession Time	27:55	32:05
Sacks By: Number-Yards	1-4	1-6

BLAZER LEADERS

RUSHING: Tyran Robinson 18-129; Barrett Wilkes 6-34
PASSING: Barrett Wilkes 20-40-1, 237
RECEIVING: Raymond Thomas 3-23; Bama Adams 2-68
TACKLES (UA-A): Marlin Adams 7-3, 10; Jason Cost 4-2, 6

VSU 42, Ouachita Baptist 21

Bazemore-Hyder Stadium, Valdosta - Oct. 4, 2003

Ouachita Baptist	0	7	0	14	-	21
Valdosta State	14	14	7	7	-	42

1st 9:05 VSU - Tyrone Jordan 22 yd pass from Barrett Wilkes (Will Rhody kick)
2:24 VSU - Tyran Robinson 1 yd run (Rhody kick)

2nd 13:26 OBU - Josh Holcomb 1 yd run (Jack Byrd kick)
10:38 VSU - Greg Lofton 45 yd pass from Wilkes (Rhody kick)
5:52 VSU - Raymond Thomas 54 yd pass from Wilkes (Rhody kick)
3rd 12:03 VSU - Jordan 14 yd pass from Wilkes (Rhody kick)
4th 9:54 OBU - Slade Camp 15 yd pass from Chris Lammers (Byrd kick)
5:11 VSU - Latray Walker 11 yd run (Rhody kick)
1:22 OBU - Holcomb 15 yd run (Byrd kick)
Attendance: 7036

	OBU	VSU
First Downs	18	24
Rushes - Yards (Net)	39-134	26-93
Passing - Yards (Net)	148	344
Passes Att-Comp-Int	23-15-1	45-29-1
Total Offense Plays-Yards	62-282	71-437
Fumble Returns-Yards	0-0	0-0
Punt Returns-Yards	0-0	3-22
Kickoff Returns-Yards	5-99	4-44
Interception Returns-Yards	1-28	1-3
Punts (Number-Avg)	5-45.2	2-34.5
Fumbles-Lost	0-0	2-1
Penalties-Yards	5-40	8-73
Possession Time	31:52	28:08
Sacks By: Number-Yards	0-0	3-21

BLAZER LEADERS

RUSHING: Latray Walker 7-33
PASSING: Barrett Wilkes 23-34-0, 306
RECEIVING: Raymond Thomas 7-106; Tyrone Jordan 4-40
TACKLES (UA-A): Marlin Adams 2-5, 7; Scott Foss 3-3, 6

VSU 31, Arkansas-Monticello 28

Cotton Boll Stadium, Monticello, AR - Oct. 11, 2003

Valdosta State	10	14	0	7	-	31
Arkansas-Monticello	0	7	7	14	-	28

1st 13:11 VSU - Wesley Brown 5 yd blocked punt return (Will Rhody kick)
3:42 VSU - Rhody 20 yd field goal
2nd 14:35 VSU - Bama Adams 56 yd punt return (Rhody kick)
1:22 VSU - Aaron Jenkins 2 yd run (Rhody kick)
:29 UAM - Tyne Bennett 5 yd pass from Cory Allred (Wis Baker kick)
3rd 14:02 UAM - Bennett 38 yd pass from Allred (Baker kick)
4th 12:03 VSU - Tyrone Jordan 64 yd pass from Tyran Robinson (Rhody kick)
9:35 UAM - Allred 18 yd run (Baker kick)
:48 UAM - Devon Stewart 14 yd pass from Allred (Baker kick)
Attendance: 1345

	VSU	UAM
First Downs	23	20
Rushes - Yards (Net)	45-131	24-80
Passing - Yards (Net)	280	374
Passes Att-Comp-Int	39-24-3	54-29-2
Total Offense Plays-Yards	84-411	78-454
Fumble Returns-Yards	0-0	0-0
Punt Returns-Yards	4-107	3-21
Kickoff Returns-Yards	4-56	4-85
Interception Returns-Yards	2-0	3-1
Punts (Number-Avg)	7-40.1	9-34.2
Fumbles-Lost	0-0	2-1
Penalties-Yards	8-64	6-31
Possession Time	37:08	22:52
Sacks By: Number-Yards	3-28	3-20

BLAZER LEADERS

RUSHING: Aaron Jenkins 21-86; Tyran Robinson 12-63
PASSING: Barrett Wilkes 23-38-3, 216
RECEIVING: Rod Dalton 7-73; Tyrone Jordan 3-92
TACKLES (UA-A): Jason Cost 4-3, 7; Tim Thompson 3-3, 6



FOOTBALL 2003 Game-By-Game Stats

VSU 26, Central Arkansas 21

Bazemore-Hyder Stadium, Valdosta - Oct. 18, 2002

Central Arkansas 7 7 0 7 - 21
Valdosta State 10 7 0 9 - 26

1st 12:33 VSU - Will Rhody 46 yd field goal
7:51 VSU - William Milton 4 yd run (Rhody kick)
1:36 UCA - Willie Hopson 1 yd run (James Paul kick)
2nd 9:33 VSU - Andre Zellner 14 yd pass from Barrett Wilkes (Rhody kick)
2:55 UCA - Hopson 11 yd run (Paul kick)
4th 9:18 VSU - Rhody 20 yd field goal
5:39 VSU - Tyran Robinson 44 yd run (pass failed)
1:25 UCA - Steven Nolan 25 yd pass from Henry Young (Paul kick)
Attendance: 7268

	UCA	VSU
First Downs	18	19
Rushes - Yards (Net)	43-158	29-162
Passing - Yards (Net)	150	207
Passes Att-Comp-Int	34-17-0	35-24-1
Total Offense Plays-Yards	77-308	64-369
Fumble Returns-Yards	1-9	0-0
Punt Returns-Yards	4-10	4-73
Kickoff Returns-Yards	5-86	3-45
Interception Returns-Yards	1-15	0-0
Punts (Number-Avg)	7-47.4	5-40.4
Fumbles-Lost	3-1	1-1
Penalties-Yards	4-30	4-26
Possession Time	33:29	26:31
Sacks By: Number-Yards	0-0	3-17

BLAZER LEADERS

RUSHING: Tyran Robinson 6-72; Aaron Jenkins 16-62
PASSING: Barrett Wilkes 24-35-1, 207
RECEIVING: Andre Zellner 7-48; Tyrone Jordan 5-63
TACKLES (UA-A): Jason Cost 7-3, 10; Wesley Brown 4-4, 8

North Alabama 17, VSU 10

Bazemore-Hyder Stadium, Valdosta - Nov. 1, 2003

North Alabama 0 0 10 7 - 17
Valdosta State 0 3 0 7 - 10

2nd 1:57 VSU - Will Rhody 48 yd field goal
3rd 11:58 UNA - Travis Johnston 22 yd field goal
1:44 UNA - DeMarcus Blount 48 yd run (Johnston kick)
4th 13:06 VSU - Tyran Robinson 5 yd run (Rhody kick)
9:50 UNA - Blount 9 yd run (Johnston kick)
Attendance: 8471

	UNA	VSU
First Downs	19	14
Rushes - Yards (Net)	42-217	36-176
Passing - Yards (Net)	118	109
Passes Att-Comp-Int	23-12-0	24-13-0
Total Offense Plays-Yards	65-335	60-285
Fumble Returns-Yards	0-0	0-0
Punt Returns-Yards	4-59	1-12
Kickoff Returns-Yards	3-56	3-60
Interception Returns-Yards	0-0	0-0
Punts (Number-Avg)	7-39.0	7-45.6
Fumbles-Lost	3-1	2-1
Penalties-Yards	7-66	9-72
Possession Time	30:42	29:18
Sacks By: Number-Yards	3-20	3-23

BLAZER LEADERS

RUSHING: Aaron Jenkins 18-101; Tyran Robinson 10-56
PASSING: Barrett Wilkes 13-24-0, 109
RECEIVING: Tyran Robinson 4-51; Bama Adams 2-16
TACKLES (UA-A): Jason Cost 2-7, 9; Tim Thompson 3-4, 7

VSU 30, West Georgia 17

Bazemore-Hyder Stadium, Valdosta - Nov. 15, 2003

West Georgia 7 7 3 0 - 17
Valdosta State 0 16 7 7 - 30

1st 10:00 UWG - Devion Johnson 5 yd fumble return (Trevor Ramos kick)
2nd 13:11 VSU - Andre Zellner 1 yd run (Will Rhody kick)
9:47 UWG - Brandon Glover 7 yd run (Ramos kick)
4:53 VSU - Rhody 25 yd field goal
:40 VSU - Tyrone Jordan 22 yd pass from Barrett Wilkes (kick failed)
3rd 13:35 VSU - Zellner 25 yd pass from Wilkes (Rhody kick)
6:37 UWG - Ramos 39 yd field goal
4th 10:09 VSU - Bama Adams 65 yd pass from Wilkes (Rhody kick)
Attendance: 3971

	UWG	VSU
First Downs	18	21
Rushes - Yards (Net)	42-203	23-52
Passing - Yards (Net)	106	364
Passes Att-Comp-Int	26-15-0	41-26-0
Total Offense Plays-Yards	68-309	64-416
Fumble Returns-Yards	1-5	0-0
Punt Returns-Yards	1-1	3-20
Kickoff Returns-Yards	4-61	4-117
Interception Returns-Yards	0-0	0-0
Punts (Number-Avg)	6-48.8	5-34.0
Fumbles-Lost	2-2	3-3
Penalties-Yards	9-86	4-35
Possession Time	33:39	26:21
Sacks By: Number-Yards	4-28	4-26

BLAZER LEADERS

RUSHING: Aaron Jenkins 7-49; Barrett Wilkes 5-12
PASSING: Barrett Wilkes 22-29-0, 328
RECEIVING: Andre Zellner 7-111; Darrell Stephens 5-49
TACKLES (UA-A): Wesley Brown 6-1, 7; Dee Williford 2-5, 7

VSU 58, West Alabama 13

Tiger Stadium, Livingston, AL - Oct. 25, 2003

Valdosta State 24 13 14 7 - 58
West Alabama 10 0 0 3 - 13

1st 13:06 VSU - Bama Adams 41 pass from Barrett Wilkes (Will Rhody kick)
10:20 UWA - Tonya Butler 37 yd field goal
9:09 VSU - Andre Zellner 23 yd pass from Wilkes (Rhody kick)
8:17 UWA - Presley Gilmore 9 yd run (Butler kick)
6:56 VSU - Rhody 33 yd field goal
4:34 VSU - Raymond Thomas 41 yd pass from Wilkes (Rhody kick)
2nd 6:43 VSU - Aaron Jenkins 1 yd run (Rhody kick)
1:11 VSU - Zellner 19 yd pass from Wilkes (kick failed)
3rd 5:28 VSU - Nekeyma Wright 7 yd pass from Wilkes (Rhody kick)
5:17 VSU - Derrick Hill 15 yd interception return (Rhody kick)
4th 6:21 VSU - Latray Walker 1 yd run (Rhody kick)
:52 UWA - Butler 28 yd field goal
Attendance: 2100

	VSU	UWA
First Downs	25	21
Rushes - Yards (Net)	30-46	30-89
Passing - Yards (Net)	464	309
Passes Att-Comp-Int	51-29-1	56-27-3
Total Offense Plays-Yards	81-510	86-398
Fumble Returns-Yards	1-4	0-0
Punt Returns-Yards	2-21	3-minus 5
Kickoff Returns-Yards	1-20	6-133
Interception Returns-Yards	3-48	1-0
Punts (Number-Avg)	6-36.3	8-35.8
Fumbles-Lost	0-0	3-3
Penalties-Yards	6-70	6-49
Possession Time	30:30	29:30
Sacks By: Number-Yards	6-32	6-60

BLAZER LEADERS

RUSHING: Tyran Robinson 6-37; Latray Walker 5-25
PASSING: Barrett Wilkes 25-42-0, 456
RECEIVING: Rod Dalton 5-49; Andre Zellner 4-98
TACKLES (UA-A): Cody Thomas 4-5, 9; Wesley Brown 3-6, 9

VSU 30, Arkansas Tech 0

Buerkle Field, Russellville, AR - Nov. 8, 2003

Valdosta State 7 10 7 6 - 30
Arkansas Tech 0 0 0 0 - 0

1st 5:13 VSU - Dee Williford 36 yd fumble return (Will Rhody kick)
2nd 14:46 VSU - Buster Faulkner 3 yd run (Rhody kick)
8:54 VSU - Rhody 28 yd field goal
3rd 12:42 VSU - Andre Zellner 12 yd pass from Barrett Wilkes (Rhody kick)
4th 13:57 VSU - Rhody 43 yd field goal
11:48 VSU - Rhody 27 yd field goal
Attendance: 2211

	VSU	ATU
First Downs	22	9
Rushes - Yards (Net)	36-123	30-20
Passing - Yards (Net)	225	60
Passes Att-Comp-Int	37-23-0	29-8-0
Total Offense Plays-Yards	73-348	59-80
Fumble Returns-Yards	1-36	1-0
Punt Returns-Yards	5-42	1-minus 3
Kickoff Returns-Yards	0-0	5-106
Interception Returns-Yards	0-0	0-0
Punts (Number-Avg)	7-39.1	10-41.8
Fumbles-Lost	2-1	4-4
Penalties-Yards	12-109	6-69
Possession Time	35:29	24:31
Sacks By: Number-Yards	5-41	2-15

BLAZER LEADERS

RUSHING: Latray Walker 7-41; Tyran Robinson 7-36
PASSING: Barrett Wilkes 17-25-0, 207
RECEIVING: Bama Adams 3-34; Darrell Stephens 3-31
TACKLES (UA-A): Jason Cost 3-3, 6; Fred Dunn 4-1, 5; Cody Thomas 3-2, 5

Carson-Newman 35, VSU 29

Bazemore-Hyder Stadium, Valdosta - Nov. 22, 2003

Carson-Newman 22 3 3 7 - 35
Valdosta State 7 7 8 7 - 29

1st 13:38 C-N - Leonard Weaver 67 yd pass from Shane Kelley (Weaver pass)
2:07 C-N - Kelley 1 yd run (Angel Gonzalez kick)
1:51 VSU - Tyran Robinson 98 yd kickoff return (Will Rhody kick)
2nd 6:56 C-N - Weaver 18 yd pass from Kelley (Gonzalez kick)
2:30 VSU - Nekeyma Wright 9 yd pass from Barrett Wilkes (Rhody kick)
3rd 7:11 VSU - Wilkes 2 yd run (Andre Zellner pass)
:29 C-N - Gonzalez 48 yd field goal
4th 6:38 C-N - Rayvon Howard 13 yd run (Gonzalez kick)
5:01 VSU - Zellner 28 yd pass from Wilkes (Rhody kick)
Attendance: 3247

	C-N	VSU
First Downs	23	21
Rushes - Yards (Net)	57-271	24-53
Passing - Yards (Net)	203	311
Passes Att-Comp-Int	19-9-0	42-24-2
Total Offense Plays-Yards	76-474	66-364
Fumble Returns-Yards	0-0	0-0
Punt Returns-Yards	4-3	4-38
Kickoff Returns-Yards	2-79	6-223
Interception Returns-Yards	2-32	0-0
Punts (Number-Avg)	4-41.0	5-43.2
Fumbles-Lost	1-1	0-0
Penalties-Yards	12-83	3-26
Possession Time	34:45	25:15
Sacks By: Number-Yards	6-29	1-16

BLAZER LEADERS

RUSHING: Tyran Robinson 9-34; Aaron Jenkins 5-25
PASSING: Barrett Wilkes 24-41-2, 311
RECEIVING: Rod Dalton 5-79; Andre Zellner 3-51
TACKLES (UA-A): Timi Aganga-Williams 7-5, 12; Jason Cost 1-10, 11

2003 Final Statistics FOOTBALL



2003 FINAL STATISTICS

Record: 10-2, Home: 4-2, Away: 6-0, GSC: 8-1

Results/Attendance

21	Albany State 3	(10,473)
45	at Florida Atlantic 17	(12,386)
25	at Delta State 17*	(4100)
41	at Southern Arkansas 17*	(7001)
42	Ouachita Baptist 21*	(7036)
31	at Arkansas-Monticello 28*	(1345)
26	Central Arkansas 21*	(7268)
58	at West Alabama 13*	(2100)
10	North Alabama 17*	(8471)
30	at Arkansas Tech 0*	(2211)
30	West Georgia 17*	(3971)
29	Carson-Newman 35#	(3247)

* Gulf South Conference games # D-II Playoffs

TEAM STATISTICS

	VSU	Opp				
First Downs	263	229				
Rushing	81	108				
Passing	150	100				
Penalty	32	21				
Rushing Attempts	370	463				
Yards Gained	1604	2211				
Yards Lost	308	499				
Net Yards	1296	1712				
Yards Per Rush	3.5	3.7				
Avg. Per Game	108.0	142.7				
Passing Attempts	483	395				
Completions	293	207				
Interceptions	12	9				
Net Yards	3433	2443				
Yds Per Attempt	7.1	6.2				
Yds Per Completion	11.7	11.8				
Avg. Per Game	286.1	203.6				
Total Plays	853	858				
Plays Per Game	71.1	71.5				
Net Yards	4729	4155				
Yds Per Play	5.5	4.8				
Avg. Per Game	394.1	346.2				
Punts/Yards	69/2668	85/3346				
Avg. Per Punt	38.7	39.4				
Punts Per Game	5.8	7.1				
Punt Returns/Yards	36/424	27/152				
Avg. Per Return	11.8	5.6				
Returns Per Game	3.0	2.3				
Kickoff Returns/Yards	35/785	52/1076				
Avg. Per Return	22.4	20.7				
Returns Per Game	2.9	4.3				
Int. Returns/Yards	9/120	12/108				
Avg. Per Return	13.3	9.0				
Returns Per Game	0.8	1.3				
Fumbles/Lost	16/8	32/23				
Penalties/Yards	93/858	92/797				
Yds Per Penalty	9.2	8.7				
Yds Per Game	71.5	66.4				
Touchdowns	51	25				
Rushing	15	13				
Passing	27	11				
Other	9	1				
Extra Points	48	25				
Kicks	47	24				
Run/Pass	1	1				
Field Goals	12-18	10-12				
Safeties	0	0				
Total Points	391	206				
Avg. Per Game	32.6	17.2				
Score by Quarters						
	1	2	3	4	OT	TP
Valdosta State	79	129	77	106	0	391
Opponents	49	62	33	62	0	206
Third Down Conversions	VSU 62/165, .376;	Opp 59/182, .324				
Fourth Down Conversions	VSU 4/6, .667;	Opp 7/19, .368				

RUSHING

	G	Att	Gain	Loss	Net	Avg.	TD
Tyran Robinson	12	104	592	21	571	5.5	5
Aaron Jenkins	11	131	574	21	553	4.2	3
Latray Walker	7	21	109	3	106	5.0	2
William Milton	10	9	70	0	70	7.8	2
Lee Tarpley	11	14	48	0	48	3.4	0
Kenn Barnett	12	1	19	0	19	19.0	0
Tyrone Jordan	12	2	12	0	12	6.0	0
Bama Adams	12	2	9	0	9	4.5	0

PASSING

	Att	Comp	Int	Pct.	Yds	TDs
Buster Faulkner	503	327	17	.650	3826	41
Barrett Wilkes	38	252	.658	271	1	
Bama Adams	1	10	1.00	42	0	
Kenn Barnett	1	10	1.00	19	0	
Mitch Stewart	1	10	1.00	4	0	
Tyran Robinson	1	00	.000	0	0	
Dantra Clements	1	00	.000	0	0	
TEAM	1	00	.000	0	0	
TOTALS	547	355	19	.649	4162	42
OPPONENTS	526	264	26	.502	3227	14

RECEIVING

	G	No.	Yds	Avg/PC	CPG	TDs
Andre Zellner	12	42	558	13.3	46.5	8
Raymond Thomas	9	38	469	12.3	52.1	3
Tyrone Jordan	12	36	488	13.6	40.7	5
Rod Dalton	10	26	316	12.2	31.6	0
Aaron Jenkins	11	25	160	6.4	14.5	1
Bama Adams	12	24	413	17.2	34.4	5
Nekeyma Wright	12	24	259	10.8	21.6	3
Greg Lofton	11	23	250	10.9	22.7	1
Tyran Robinson	12	19	149	7.8	12.4	0
Darrel Stephens	11	17	264	15.5	24.0	1
Lee Tarpley	12	7	36	5.1	3.0	0
Tyler Auranrdt	2	3	32	10.7	16.0	0
William Milton	10	3	17	5.7	1.7	0
Eddie Dowdell	3	3	15	5.0	5.0	0
Latray Walker	7	2	1	0.5	0.1	0
Steve Skeen	3	1	6	6.0	2.0	0
TOTALS	12	293	3433	11.7	286.1	27
OPPONENTS	1	207	2443	11.8	203.6	11

PUNTING

	No.	Yds	Avg.	Inside 20	Blk'd	Long
Kenn Barnett	68	2628	38.6	28	0	63
Will Rhody	1	40	40.0	1	0	40
TOTALS	69	2668	38.7	29	0	63
OPPONENTS	85	3346	39.4	16	2	72

PUNT RETURNS

	No.	Yds	Avg.	TDs	Long
Bama Adams	33	372	11.3	1	56
Wesley Brown	2	47	23.5	1	5
Elliott Burkes	1	5	5.0	0	5
Aaron Jenkins	0	0	0.0	1	0
TOTALS	36	424	11.8	3	56
OPPONENTS	27	152	5.6	0	51

KICKOFF RETURNS

	No.	Yds	Avg.	TDs	Long
Tyran Robinson	14	361	25.8	1	98
Elliott Burkes	11	243	22.1	0	32
Bama Adams	4	77	19.2	0	32
Aaron Jenkins	3	75	25.0	0	42
Raymond Thomas	2	16	8.0	0	15
Darrel Stephens	1	13	13.0	0	13
TOTALS	35	785	22.4	1	98
Opponents	52	1076	20.7	0	76

INTERCEPTION RETURNS

	No.	Yds	Avg.	TDs	Long
Elliott Burkes	2	35	17.5	1	32
Chris Fowler	2	0	0.0	0	0
Terel Toomer	1	33	33.0	0	33
Spencer Fortson	1	21	21.0	0	21
Dee Williford	1	16	16.0	0	16
Derrick Hill	1	15	15.0	1	15
TOTALS	9	120	13.3	2	33
Opponents	12	108	9.0	0	32

SCORING

	TDs	PAT	2-PT	DEF	FG	S	TP
Will Rhody	0	46	0	0	12	0	82
Andre Zellner	9	0	1	0	0	0	56
Bama Adams	6	0	0	0	0	0	36
Tyran Robinson	6	0	0	0	0	0	36
Tyrone Jordan	5	0	0	0	0	0	30
Aaron Jenkins	5	0	0	0	0	0	30
Raymond Thomas	3	0	0	0	0	0	18
Nekeyma Wright	3	0	0	0	0	0	18
Dee Williford	3	0	0	0	0	0	18
William Milton	2	0	0	0	0	0	12
Latray Walker	2	0	0	0	0	0	12
Greg Lofton	1	0	0	0	0	0	6
Darrel Stephens	1	0	0	0	0	0	6
Buster Faulkner	1	0	0	0	0	0	6
Derrick Hill	1	0	0	0	0	0	6
Wesley Brown	1	0	0	0	0	0	6
Elliott Burkes	1	0	0	0	0	0	6
Barrett Wilkes	1	0	0	0	0	0	6
Michael Green	0	1	0	0	0	0	1
TOTALS	51	47	1	0	12	0	391
Opponents	25	24	1	0	10	0	206

TOTAL OFFENSE

	Rushing Yards	TDs	Passing Yards	TDs	Total Yards	TDs
Barrett Wilkes	-49	1	3269	26	3220	27
Tyran Robinson	571	5	64	1	635	6
Aaron Jenkins	553	3	0	0	553	3
Latray Walker	106	2	0	0	106	2
William Milton	70	2	0	0	70	2
Lee Tarpley	8	0	0	0	48	0
Buster Faulkner	-33	1	80	0	47	1
Jeff Creveling	2	0	20	0	22	0
Kenn Barnett	119	0	19	0	19	0
Tyrone Jordan	12	0	0	0	12	0
Bama Adams	9	0	0	0	9	0
Andre Zellner	3	0	0	0	3	0
Javaris Weston	3	0	0	0	3	0
Nekeyma Wright	2	0	0	0	2	0
Dorian Gilliam	-3	0	0	0	-3	0
Rod Dalton	-8	0	0	0	-8	0
TEAM	-9	0	0	0	-9	0
TOTALS	1296	15	3433	27	4729	42
Opponents	1712	13	2443	11	4155	24

DEFENSE

	UT	AT	Total	Loss	FR	Int	Blp	Sack
Jason Cost	36	50	86	6.5	0	0	3	1.5
Marlin Adams	24	40	64	8.0	0	0	1	6.5
Wesley Brown	30	33	63	1.5	0	0	2	0
Tim Thompson	27	28	55	12	1	0	1	6
Cody Thomas	20	35	55	5.5	1	0	0	3
Derrick Hill	19	33	52	4.5	2	1	2	2
Dee Williford	22	28	50	3.5	4	1	2	2
Timi Aganga-Williams	18	47	15	0	0	0	4	0
Fred Dunn	25	20	5	2.5	3	0	1	2
Elliott Burkes	24	16	40	2.5	1	2	6	2
Spencer Fortson	20	16	36	.5	1	1	1	0
Scott Foss	20	11	31	1	1	1	1	1
Marquis Turner	20	11	31	3	0	0	2	2
Chris Fowler	12	18	30	1	1	2	2	0
Calvin English	9	20	29	6.5	1	0	1	3.5
Hobie Holiday	12	17	29	6.5	0	0	1	4
Terel Toomer	6	22	28	1	1	1	0	0
Michael Flood	15	11	26	3	0	0	2	0
Xavier Carrington	6	19	25	3.5	1	0	1	1.5
Tracy Flouney	11	12	23	6	1	0	0	1
Gio Blalock	12	8	20	3.5	2	0	2	0
Don Page	7	10	17	4	1	0	0	1.5
Tyrone Jordan	8	8	16	0	0	0	0	0
Dedric Morrison	5	7	12	3	0	0	2	1.5
Latray Walker	2	5	7	0	1	0	0	0
Lee Tarpley	3	4	7	0	0	0	0	0
William Milton	0	4	4	0	0	0	0	0
Raymond Thomas	1	2	3	0	0	0	0	0
John Harrison	2	0	2	0	0	0	0	0
Rod Dalton	1	0	1	0	0	0	0	0
Barrett Wilkes	1	0	1	0	0	0	0	0
Jos Edison	1	0	1	0	0	0	0	0
Bama Adams	1	0	1	0	0	0	0	0
Leighton Cooley	1	0	1	0	0	0	0	0
Kevin Adkins	1	0	1	0	0	0	1	0

THE RECORDS



VSU General Records & Information



JIM GOODMAN
15-17-1



JIM BERRYMAN
5-6



MIKE CAVAN
37-22-2



HAL MUMME
40-17-1



MIKE KELLY
15-16*



MARK NELSON
0-2



CHRIS HATCHER
46-6

YEAR RECORD	COACH	CAPTAINS
1982 ...5-5-1	Jim Goodman	James Owens, QB; David Gilyard, LB
1983 ...5-6-0	Jim Goodman	Mark Catano, OT; Cliff Fouty, LB
1984 ...5-6-0	Jim Goodman	Lenny Parker, LB; Elson Bolar, DT
1985 ...5-6-0	Jim Berryman	Jimmy Francis, FS; Jay Walls, DT
1986 ...9-2-0	Mike Cavan	Jessie Tuggle, LB; R.D. Swain, OG; Dallis Smith, CB; Dennis Smith, CB
1987 ...6-4-0	Mike Cavan	Jimmy Brookins, LB; Scott Mowry, LB; Bryan Banks, OT; John Norris, OT
1988 ...6-3-1	Mike Cavan	Jimmy Brookins, LB; Scott Mowry, LB; Eric Clark, FB
1989 ...5-5-0	Mike Cavan	Randy Fisher, WR; Maurice Jordan, DT
1990 ...5-5-0	Mike Cavan	Tye Cottle, QB; Deon Searcy, FS
1991 ...6-3-1	Mike Cavan	Will O'Steen, C; Chris Dupree, SS
1992 ...5-4-1	Hal Mumme	Chris Hatcher, QB; Calvin Walker, WR; Antonio Edwards, DE; Chris Dupree, SS
1993 ...8-3-0	Hal Mumme	Chris Hatcher, QB; Calvin Walker, WR; Andre Hampton, DE; Tony Hill, SS
1994 ...11-2-0	Hal Mumme	Chris Hatcher, QB; Dominique Ross, FB; Andre Hampton, DE; Tony Hill, SS
1995 ...6-5-0	Hal Mumme	Lance Funderburk, QB; Drew McPhail, OT; Ryan Branch, LB; James Hubbard, NG
1996 ...10-3-0	Hal Mumme	Lance Funderburk, QB; Drew McPhail, OT; James Lockhart, LB; Jarmal Stevens, FS
1997 ...6-5-0	Mike Kelly	Vontrell Mitchell, RB; Kris Gingrow, C; Wayne DeVane, P; Terry Turner, NG; Antonio Speed, LB; Brad Trout, SS
1998 ...5-6-0	Mike Kelly	Donnie Johnston, QB; Vontrell Mitchell, RB; Jesse Sutton, LB; Antonio Speed, LB; James Lightfoot, K
1999 ...4-7-0	Mike Kelly*	Greg Cooper, FB; Tully Payne, C; Antonio Speed, LB; Michael Williams, LB
2000 ...10-2-0	Chris Hatcher	Dusty Bonner, QB; Tully Payne, C; Reggie Cockerm, LB; Ced Dickerson, FS
2001 ...12-1-0	Chris Hatcher	Dusty Bonner, QB; Tully Payne, C; Reggie Cockerm, LB; Ced Dickerson, FS; C.J. Lofton, TE
2002 ...14-1-0	Chris Hatcher	Reggie Mosley, WR; Tabious Carter, LB; Ced Dickerson, FS; C.J. Lofton, TE
2003 10-2-0	Chris Hatcher	Buster Faulkner, QB; Lee Tarpley, FB; Tyrone Jordan, WR; Wesley Brown, FS; Marlin Adams, LB

*Mark Nelson was interim coach for final two games, both losses; Arkansas-Monticello later forfeited its 35-31 win. (Record remains 4-7 per NCAA rules)

Attendance Records

Year	Home Games	Total Attendance	Avg. Attendance
2003	6	40,466	6744
2002	9	48,826	5425
2001	8	50,382	6298
2000	5	37,569	7514
1999	6	27,126	4521
1998	5	23,741	4748
1997	4	19,910	4978
1996	7	49,251	7036
1995	5	24,602	4920
1994	8	59,212	7402
1993	6	35,559	5927
1992	4	16,064	4016
1991	7	32,762	4680
1990	4	20,330	5083
1989	4	18,286	4571
1988	5	20,500	4100
1987	5	27,000	5400
1986	5	25,000	5000
1985	6	37,100	6183
1984	5	25,468	5094
1983	6	28,500	4750
1982	5	36,800	7360

Top 5 Home Crowds

Attendance	Opponent and Score	Date
1. 11,473	Albany State (VSU, 41-6)	Aug. 25, 2001
2. 10,948	Albany State (VSU, 14-7)	Nov. 19, 1994
3. 10,473	Albany State (VSU, 21-3)	Aug. 30, 2003
4. 10,199	Albany State (VSU, 18-6)	Aug. 28, 1999
5. 10,100	Fort Valley State (FVSC, 17-3)	Sept. 14, 1985

Valdosta State Versus All Opponents

Opponent	W	L	T
Albany State	9	0	0
American International	1	0	0
Arkansas-Monticello	5	1	0
Arkansas Tech	6	1	0
Bishop	1	0	0
Carson-Newman	1	3	0
Catawba	1	1	0
Central Arkansas	7	2	0
Central Florida	3	5	0
Clark Atlanta	3	0	0
Delta State	10	12	1
East Tennessee State	0	1	0
Florida Atlantic	1	0	0
Fort Valley State	12	3	0
Gardner-Webb	2	0	0
Georgia Southern	1	6	1
Grand Valley State	0	1	0
Harding	2	0	0
Henderson State	6	0	0
Jacksonville State	3	8	0
Kentucky State	3	0	0
Knoxville	1	0	0
Lees-McRae	1	0	0
Mississippi College	5	8	1
Mount Senario	1	0	0
New Haven	1	0	0
North Alabama	9	13	1
North Dakota State	0	1	0
Onachita Baptist	4	0	0
Savannah State	5	0	0
St. Ambrose	1	0	0
Southern Arkansas	5	3	0
Tarleton State	1	3	0
Texas A&M Kingsville	1	0	0
Texas-El Paso	0	1	0
Troy State	4	7	0
Truman State	1	0	0
UT Martin	6	1	0
West Alabama	21	1	0
West Georgia	14	7	0
TOTALS	158	86	4



FOOTBALL

Superlatives



All-Americans

- 1982 Mark Catano, offensive tackle
- 1984 Lenny Parker, linebacker;
Chris Dupree (HM),
Keith Moore, kicker
- 1986 Jessie Tuggle, linebacker
- 1988 Robert Morris, defensive line
Jimmy Brookins, linebacker (2nd)
Mikeal Lovejoy, safety (2nd)
Randy Fisher, flanker (HM)
- 1989 Randy Fisher, flanker
- 1990 Deon Searcy, free safety
Jack McTyre, kicker
- 1991 Antonio Edwards, defensive end*
- 1993 Chris Hatcher, quarterback
York Kurinsky, offensive tackle
- 1994 Chris Hatcher, quarterback
- 1996 Lance Funderburk, quarterback
- 1997 Richard Freeman, defensive end
- 1998 Antonio Speed, linebacker (HM)
- 2000 Dusty Bonner, quarterback,
C.J. Lofton, tightend
- 2001 Dusty Bonner, quarterback; C.J. Lofton,
tight end; Reggie Mosley, wide receiver; Tully Payne,
center; Jason King, offensive tackle
- 2002 Aaron Jenkins, runningback; C.J. Lofton, tight end;
Reggie Mosley, wide receiver;
Dewayne Smith, nose guard

*defensive lineman of the year



Three-time All America C.J. Lofton

All-Gulf South Conference Players

- 1982 --- Carl Armstrong, WR
Mark Catano, OT (2nd)
Cliff Fouty, LB (2nd)
Jimmy Francis, CB (2nd)
James Owens, QB (2nd)
- 1983 --- Lenny Parker, LB
Mark Catano, OT
Cliff Fouty, LB (2nd)
Dallis Smith, CB (2nd)
- 1984 --- Lenny Parker, LB
Dallis Smith, CB (2nd)
Jessie Tuggle, DE (2nd)
Timmy Massey, SS (2nd)
Cluck Dunmon, OG (2nd)
- 1985 --- Jessie Tuggle, LB
Dallis Smith, CB
Terry Malloy, P
Freddie Thomas, LB (2nd)
Jimmy Francis, FS (2nd)
Mark Dace, QB (2nd)
R.D. Swain, OG (2nd)
Darrien Teals, WR (2nd)
- 1986 --- Jessie Tuggle, LB*
Dallis Smith, CB
Randy Fisher, WR#
Terry Mallory, P
R.D. Swain, OG (2nd)
James Gibson, DT (2nd)
Keith Reddings, DE (2nd)
- 1987 --- Randy Fisher, WR
Jimmy Brookins, LB (2nd)
- 1988 --- Randy Fisher, WR
Jimmy Brookins, LB
Buddy Phillips, OT
Robert Morris, DT (2nd)
- 1989 --- Randy Fisher, WR
Keith Jones, TE
Robert Morris, DE
Ramon Allen, RB (2nd)
Shaun Utley, LB (2nd)
Randy Williams, C (2nd)
- 1990 --- Antonio Edwards, DE
Jack McTyre, K
Dexter Holiday, WR (2nd)
- 1991 --- Antonio Edwards, DE
Chris Dupree, SS
Don Kelly, K
Will O'Steen, C
Marcus Walker, DL (2nd)
Dexter Holiday, WR (2nd)
Scott Long, TE (2nd)
- 1992 --- Antonio Edwards, DE*
Chris Dupree, SS
Calvin Walker, WR
York Kurinsky, OT
Chris Hatcher, QB (2nd)
Matt Moore, OG (2nd)
Andre Hampton, DE (2nd)
Erasmus Harvey, LB (2nd)
- 1993 --- Chris Hatcher, QB
Calvin Walker, WR
York Kurinsky, OL
Andre Hampton, DE
Erasmus Harvey, LB
Tony Hill, SS
Stanley Flanders, RS (2nd)
- 1994 --- Chris Hatcher, QB+
Dominique Ross, FB
Robert Williams, WR
Stanley Flanders, WR
Matt Moore, OG
Andre Hampton, DE
Marcus Johnson, FS
Erasmus Harvey, LB (2nd)
Shay Williams, DE (2nd)
Edward Mitchell, LB (2nd)
- 1995 --- Tawese Letuli, OG
Sean Pender, WR
Lance Funderburk, QB (2nd)
Ryan Branch, LB (2nd)
Drew McPhail, OT (2nd)
Wayne DeVane, P (2nd)
- 1996 --- Lance Funderburk, QB+
Rodney Brown, WR
Sean Pender, WR
Felise Mnai, OL
Drew McPhail, OL
Artie Ulmer, DL
James Lockhart, LB
Mike Bowman, WR
- 1997 --- Richard Freeman, DE
Jesse Sutton, LB
Vontrell Mitchell, RB (2nd)
David Fox, DE (2nd)
Arto Vartanian, DT (2nd)
Brad Trout, SS (2nd)
James Lightfoot, K (2nd)
Eric Doggett, RS (2nd)
- 1998 --- Arto Vartanian, DT
Antonio Speed, LB*
Jesse Sutton, LB
Dennis Fryzel, WR (2nd)
Vaughn Clark, CB (2nd)
- 1999 --- Antonio Speed, LB*
Michael Williams, LB
Vaughn Clark, CB
Jason King, OT (2nd)
Travis Francis, RB (2nd)
Bo Barzilauskas, DT (2nd)
Willie Caldwell, NG (2nd)
Eric Doggett, RS (2nd)
- 2000 --- Dusty Bonner, QB+
C.J. Lofton, TE
Tully Payne, C (2nd)
Mike Fowler, LB (2nd)
Reggie Cocker, LB (2nd)
Ced Dickerson, FS (2nd)
Derrick Hill, DE (2nd)
- 2001 --- Dusty Bonner, QB+
Reggie Mosley, WR, ST
C. J. Lofton, TE
Aaron Jenkins, RB
Bill Epps, OG
Jason King, OT
Reggie Cocker, LB
Mike Fowler, LB
Ced Dickerson, Rover
Shaunta Dismuke, ST
Keith Gosse, OG (2nd)
Anthony Poole, DT (2nd)
Reggie Rhodes, DT (2nd)
Derek Braxton, CB (2nd)
- 2002 --- Aaron Jenkins, RB+
Buster Faulkner, QB,
Reggie Mosley, WR,
C.J. Lofton, TE,
Torrey Howard, OG,
Chance Hutto, OT
Dewayne Smith, NG,
Tabious Carter, LB
Ced Dickerson, DB,
Reggie Rhodes, DT(2nd)
Marlin Adams, LB (2nd),
Jason Cost, LB (2nd)
- 2003 Torrey Howard, OG
Tim Thompson, DE
Jason Cost, LB
Andre Zellner, WR (2nd)
Derrick Hill, DE (2nd)
Dee Williford, LB (2nd)
Wesley Brown, FS (2nd)
Elliott Burkes, CB (2nd)

* -- offensive player of the year
* -- defensive player of the year
-- freshman of the year

Valdosta State Year-By-Year



1982 (5-5-1)

VSU	Opp	
13	Mississippi College	28
24	Troy State	21
27	Georgia Southern	27
13	Central Florida	7
0	Delta State	27
11	Jacksonville State	43
36	Albany State	13
7	North Alabama	53
48	Kentucky State	13
22	West Alabama	21
29	Georgia Southern	45

230 **298**

Coach: Jim Goodman
GSC Record: 2-4 (6th)

1983 (5-6-0)

VSU	Opp	
3	Mississippi College	26
12	Troy State	13
14	Savannah State	10
0	Central Florida	20
16	Delta State	24
11	Jacksonville State	37
20	West Georgia	13
0	North Alabama	27
32	Kentucky State	20
29	West Alabama	14
34	Georgia Southern	29

171 **233**

Coach: Jim Goodman
GSC Record: 2-5 (8th)

1984 (5-6-0)

VSU	Opp	
49	Clark	0
28	Savannah State	7
38	UT Martin	6
5	Jacksonville State	12
12	Troy State	27
17	West Alabama	16
20	West Georgia	13
8	Georgia Southern	38
3	Mississippi College	10
11	Delta State	17
24	North Alabama	35

215 **181**

Coach: Jim Goodman
GSC Record: 3-5 (6th)

1985 (5-6-0)

VSU	Opp	
3	Fort Valley State	17
27	Kentucky State	0
31	UT Martin	7
10	Jacksonville State	12
3	Troy State	10
5	West Alabama	10
49	West Georgia	12
19	Bishop	2
7	Mississippi College	28

39	Delta State	20
0	North Alabama	45

193 **163**

Coach: Jim Berryman
GSC Record: 3-5 (6th)

1986 (9-2)

VSU	Opp	
17	Fort Valley State	0
7	Central Florida	10
49	UT Martin	24
29	Jacksonville State	25
10	Troy State	45
17	West Alabama	12
41	West Georgia	26
21	Savannah State	7
21	Mississippi College	10
31	Delta State	8
24	North Alabama	7

267 **174**

Coach: Mike Cavan
GSC Record: 7-1 (2nd)

1987 (6-4)

VSU	Opp	
21	Fort Valley State	14
19	West Alabama	9
24	UT Martin	10
27	Jacksonville State	10
7	Troy State	44
49	West Georgia	14
35	Savannah State	16
12	Mississippi College	20
21	Delta State	24
16	North Alabama	17

231 **178**

Coach: Mike Cavan
GSC Record: 4-4 (4th)

1988 (6-3-1)

VSU	Opp	
14	Fort Valley State	13
9	UT Martin	13
21	Jacksonville State	31
21	Troy State	16
20	West Alabama	7
17	West Georgia	14
48	Central Florida	19
21	Mississippi College	31
28	Delta State	28
35	North Alabama	28

234 **200**

Coach: Mike Cavan
GSC Record: 4-3-1 (4th)

1989 (5-5)

VSU	Opp	
10	Georgia Southern	31
14	Central Florida	35
35	UT Martin	14
15	Jacksonville State	17
20	Troy State	14

17	West Alabama	6
34	West Georgia	16

3 **32**

16	Delta State	24
24	North Alabama	21

188 **210**

Coach: Mike Cavan
GSC Record: 5-3 (3rd)

1990 (5-5)

VSU	Opp	
10	Georgia Southern	17
28	UT Martin	14
18	Jacksonville State	17
22	Troy State	20
46	West Alabama	7
37	West Georgia	2
22	East Tennessee State	37
10	Mississippi College	17
11	Delta State	26
10	North Alabama	26

214 **183**

Coach: Mike Cavan
GSC Record: 5-3 (4th)

1991 (6-3-1)

VSU	Opp	
0	Central Florida	12
7	Fort Valley State	0
3	Jacksonville State	24
14	Troy State	20
20	West Alabama	7
38	West Georgia	37
59	Lees-McRae	13
10	Mississippi College	10
34	Delta State	27
34	North Alabama	17

219 **167**

Coach: Mike Cavan
GSC Record: 4-1-1 (2nd)

1992 (5-4-1)

VSU	Opp	
13	Georgia Southern	24
24	Fort Valley State	17
6	Jacksonville State	20
10	Troy State	26
42	West Alabama	15
28	West Georgia	42
31	American International	21
28	Mississippi College	14
45	Delta State	7
24	North Alabama	24

251 **210**

Coach: Hal Mumme
GSC Record: 3-2-1 (2nd)

1993 (8-3)

VSU	Opp	
65	Mount Senario	0
30	Central Florida	35
49	Fort Valley State	24



FOOTBALL Valdosta State Year-By-Year

41	Clark Atlanta	12
42	West Alabama	13
68	Tarleton State	10
16	West Georgia	23
42	Mississippi College	21
33	Delta State	8
21	North Alabama	31
42	Henderson State	20
449		197

Coach: Hal Mumme
GSC Record: 5-2 (2nd)

1994 (11-2)

VSU	Opp	
36	Knoxville	0
31	Central Florida	14
58	Fort Valley State	6
63	Clark Atlanta	6
63	West Alabama	0
38	New Haven	7
49	West Georgia	33
24	Mississippi College	7
57	Delta State	10
21	North Alabama	38
49	Henderson State	7
14	Albany State	7
24	North Alabama	27
527		162

Coach: Hal Mumme
GSC Record: 6-1 (2nd)

1995 (6-5)

VSU	Opp	
34	Gardner-Webb	21
14	North Dakota State	19
24	Texas-El Paso	34
28	Arkansas Tech	0
24	Central Arkansas	30
27	West Alabama	20
41	St. Ambrose	0
37	Delta State	19
9	North Alabama	26
42	Mississippi College	16
6	West Georgia	44
256		229

Coach: Hal Mumme
GSC Record: 4-3 (5th)

1996 (10-3)

VSU	Opp	
42	Gardner-Webb	16
49	Truman State	35
21	Savannah State	7
43	Arkansas Tech	26
34	North Alabama	31
52	Arkansas-Monticello	24
52	West Alabama	16
42	Southern Arkansas	0
25	Delta State	34
63	Central Arkansas	30
21	West Georgia	42
38	Albany State	28

19	Carson-Newman	24
504		313

Coach: Hal Mumme
GSC Record: 6-2 (1st)

1997 (6-5)

VSU	Opp	
26	Georgia Southern	45
7	Carson-Newman	28
10	Fort Valley State	0
31	Arkansas Tech	14
21	North Alabama	0
58	Arkansas-Monticello	14
33	West Alabama	20
7	Southern Arkansas	17
23	Delta State	27
31	Central Arkansas	22
21	West Georgia	35
268		222

Coach: Mike Kelly
GSC Record: 5-3 (T-4th)

1998 (5-6)

VSU	Opp	
20	Albany State	10
14	Fort Valley State	20
12	Henderson State	8
17	Delta State	20
31	Arkansas Tech	24
19	West Alabama	3
13	Southern Arkansas	40
10	Central Arkansas	17
50	Arkansas-Monticello	10
7	North Alabama	35
13	West Georgia	26
206		213

Coach: Mike Kelly
GSC Record: 4-5 (5th)

1999 (4-7)

VSU	Opp	
18	Albany State	6
13	Fort Valley State	24
39	Henderson State	3
6	Delta State	9
14	Arkansas Tech	21
21	West Alabama	19
14	Southern Arkansas	28
33	Central Arkansas	20
31	Arkansas-Monticello	35
28	North Alabama	31
16	West Georgia	23
233		219

Coach: Mike Kelly*
GSC Record: 3-6 (6th)

*Mark Nelson was interim coach for final two games.

2000 (10-2)

VSU	Opp	
42	Albany State	6
46	Fort Valley State	0
30	Southern Arkansas	29
53	Central Arkansas	20
56	Henderson State	21
35	Delta State	45
50	Harding	39

50	West Alabama	20
45	North Alabama	21
49	Ouachita Baptist	21
45	West Georgia	35
12	Delta State	49
513		310

Coach: Chris Hatcher
GSC Record: 8-1 (1st)

2001 (12-1)

VSU	Opp	
41	Albany State	6
42	Fort Valley State	6
41	Southern Arkansas	14
42	Central Arkansas	34
59	Henderson State	3
70	Delta State	12
51	Harding	17
56	West Alabama	8
54	North Alabama	7
56	Ouachita Baptist	14
31	West Georgia	6
40	Fort Valley State	24
34	Catawba	37
617		188

Coach: Chris Hatcher
GSC Record: 9-0 (1st)

2002 (14-1)

VSU	Opp	
26	Albany State	0
32	Fort Valley State	6
42	Delta State	0
31	Southern Arkansas	28
51	Ouachita Baptist	10
45	Arkansas-Monticello	17
35	Central Arkansas	11
43	West Alabama	31
45	North Alabama	28
31	Arkansas Tech	24
19	West Georgia	3
24	Catawba	7
31	Carson-Newman	28
21	Texas A&M-Kingsville	12
24	Grand Valley State	31
500		236

Coach: Chris Hatcher
GSC Record: 9-0 (1st)

2003 (10-2)

VSU	Opp	
21	Albany State	3
45	Florida Atlantic	17
28	Delta State	17
41	Southern Arkansas	17
42	Ouachita Baptist	21
31	Arkansas-Monticello	28
26	Central Arkansas	21
58	West Alabama	13
10	North Alabama	17
30	Arkansas Tech	0
30	West Georgia	17
29	Carson-Newman	35
391		206

Coach: Chris Hatcher
GSC Record: 8-1 (2nd)



INDIVIDUAL GAME

RUSHING

Most Rushes: 35, Ramon Allen vs. UT Martin, 1990
Most Yards: 263, Vontrell Mitchell vs. Central Arkansas, 1996
Most Yards Lost: 77, James Owens vs. Jacksonville State, 1982
Best Average: 22.5, Dominique Ross vs. West Alabama, 1994
Longest Run From Scrimmage: 93, Dominique Ross vs. West Alabama, 1994
Most Touchdowns: 4, Donnie Harrell vs. West Georgia, 1985; Michael Williams vs. West Georgia, 1986; Ramon Allen vs. UT Martin, 1990; Aaron Jenkins vs. Ouachita Baptist, 2001

PASSING

Most Attempted: 70, Lance Funderburk vs. West Georgia, 1995
Most Completed: 45, Chris Hatcher vs. West Georgia, Mississippi College, 1993
Most Consecutive Completions: 20, Chris Hatcher vs. New Haven, 1994*
Most Yards: 497, Dusty Bonner vs. Fort Valley State, 2001
Most Touchdowns: 7, Chris Hatcher vs. Clark Atlanta and Delta State, 1994; Dusty Bonner vs. Ouachita Baptist, 2000*
Best Percentage: 938, Lance Funderburk vs. Tarleton State (15-16), 1993*
Longest Reception: 90, Chris Hatcher to Calvin Walker vs. Central Florida, 1993
Most Had Intercepted: 5, Chris Hatcher vs. North Alabama, 1993
Most Without An Interception: 56, Chris Hatcher vs. Mississippi College, 1993

TOTAL OFFENSE

Most Plays: 74, Lance Funderburk vs. W. Georgia, 1995
Most Yards: 495, Dusty Bonner vs. Fort Valley State (-2R, 497P), 2001

SCORING

Most Points: 30, Aaron Jenkins vs. Ouachita Baptist, 2001
Most Touchdowns: 5, Aaron Jenkins vs. Ouachita Baptist, 2001
Most TDs Responsible For: 8, Dusty Bonner vs. Delta State (2 Rushing, 6 Passing), 2001
Most PATs Attempted: 10, Reid Bethea vs. Delta State, 2001
Most PATs Made: 10, Reid Bethea vs. Delta State, 2001
Most FGs Attempted: 4, Keith Moore vs. Georgia Southern, 1983, vs. North Alabama, 1984, vs. Kentucky State and Bishop, 1985; Jack McTyre vs. West Alabama, 1990; Don Kelly vs. Delta State, 1991
Most FGs Made: 4, Keith Moore vs. Bishop, 1985; Jack McTyre vs. West Alabama, 1990; Don Kelly vs. Delta State, 1991
Longest FG: 54, Keith Moore vs. Kentucky St., 1985
Most Points Kicking: 16, Jack McTyre vs. West Alabama, 1990

RECEIVING

Most Caught: 20, Sean Pender vs. Mississippi College, 1995*
Most Yards: 232, Reggie Mosley vs. W. Georgia, 2000
Most Touchdowns: 4, Darrien Teals vs. Central Florida, 1988; Stanley Flanders vs. Fort Valley State, Delta State, 1994

PUNTING

Most Punts: 11, Mike McCullough vs. Central Florida, 1989
Longest Punt: 72, Andy Gibbs vs. Delta State, 1998

Best Average: (min. 4 punts) 9-49.8, Terry Mallory vs. West Alabama, 1985

PUNT RETURNS

Most Returns: 7, Jimmy Francis vs. West Georgia, 1984; Tony Hill vs. Fort Valley State, 1991
Most Yards: 102, Eric Doggett vs. Henderson St., 1999
Longest for Touchdown: 59, Stanley Flanders vs. Clark Atlanta, 1994

KICKOFF RETURNS

Most Returns: 5, Kelvin Sheppard vs. N. Alabama, 1982; Derrick Harris vs. Georgia Southern, 1983
Most Yards: 147, Derrick Harris vs. Georgia Southern, 1983
Longest for Touchdown: 100, Aaron Jenkins vs. West Georgia, 2000

DEFENSE

Most Interceptions: 3, Jimmy Francis vs. Bishop, 1985
Most Yards Returned: 62, Jimmy Francis vs. Bishop, 1985
Most Total Tackles: 24, Ryan Branch vs. Texas-El Paso, 1995
Most Solo Tackles: 17, Jimmy Brookins vs. Mississippi College, 1985
Most Sacks: 4, Robert Morris vs. UT Martin, 1989; Richard Freeman vs. North Alabama, 1997
Most Assists: 18, Harvey Carter vs. Georgia Southern, 1982
Most Fumble Recoveries: 3, Anthony Newsome vs. Delta State, 1983
 *Conference Record

INDIVIDUAL SEASON

RUSHING

Most Rushes: 256, Dominique Ross, 1994*
Most Yards: 1503, Aaron Jenkins, 2001
Most Yards Lost: 313, Buster Faulkner, 2002
Best Average: 7.6, Aaron Jenkins, 2001 (199-1503)
Best Game Average: 115.6, Aaron Jenkins, 2001 (1503, 13 games)
Most Touchdowns: 15, Aaron Jenkins, 2001

PASSING

Most Attempted: 544, Lance Funderburk, 1995*
Most Completed: 367, Chris Hatcher, 1994*
Most Without an Interception: 177, Chris Hatcher, 1993*
Best Percentage: 722, Chris Hatcher, 1994*
Most Completions Per Game: 32.4, Lance Funderburk, 1995*
Most Yards: 4226, Lance Funderburk, 1996*
Most Yards Per Game: 343.8, Dusty Bonner, 2000
Most Touchdowns: 55, Chris Hatcher, 1994*; Dusty Bonner, 2000*
Most Had Intercepted: 17, Buster Faulkner, 2002

TOTAL OFFENSE

Most Plays: 611, Buster Faulkner, 2002
Most Yards: 4167, Lance Funderburk, 1996*
Most Yards Per Game: 330.4, Dusty Bonner, 2000

SCORING

Most Points: 126, Robert Williams, Stanley Flanders, 1994, Aaron Jenkins, 2001*
Most Touchdowns: 21, Robert Williams, Stanley Flanders, 1994, Aaron Jenkins, 2001*
Most TDs Responsible For: 56, Dusty Bonner, 2000 (35 passing)*
Most PATs Attempted: 84, Reid Bethea, 2001*
Most PATs Made: 79, Reid Bethea, 2001*
Most Consecutive PATs: 50, Vernon Loree, 1994
Most FGs Attempted: 24, Will Rhody, 2002
Most FGs Made: 17, Jack McTyre, 1990
Most Points Kicking: 105, Will Rhody, 2002

RECEIVING

Most Caught: 111, Sean Pender, 1995*
Most Yards: 1295, Reggie Mosley, 2002
Most Touchdowns: 21, Robert Williams, 1994*

PUNTING

Most Punts: 80, Andy Gibbs, 1998
Best Average: 42.2, Terry Mallory, 1985

PUNT RETURNS

Most Returns: 33, Reggie Mosley, 2002; Bama Adams, 2003
Best Average: 12.8, Eric Doggett, 1998
Most Yards: 372, Bama Adams, 2003

KICKOFF RETURNS

Most Returns: 29, Reggie Mosley, 2000
Best Average: 29.0, Derrick Harris, 1983
Most Yards: 610, Derrick Harris, 1983

DEFENSE

Most Interceptions: 9, Dallis Smith, 1986
Most Yards Returned: 111, Wesley Brown, 2002
Most Total Tackles: 155, Cliff Fouty, 1982
Most Solo Tackles: 67, Ryan Branch, 1995
Most Assists: 135, Cliff Fouty, 1982
Most Sacks: 14, Antonio Edwards, 1990; Richard Freeman, 1997
Most Fumble Recoveries: 4, Erasmus Harvey, 1994
 *Conference Record

INDIVIDUAL IN A CAREER

RUSHING	ATT	YARDS	AVG.	TDs
Aaron Jenkins, 2000-03	616	3559	6.3	34
Dominique Ross, 1992-94	576	3237	5.6	36
Ramon Allen, 1988-91	672	3071	4.6	26
Vontrell Mitchell, 1995-98	485	2655	5.5	11
Donnie Harrell, 1985-88	407	1904	4.7	10
Tyran Robinson, 2001-A	319	1762	5.5	12
Eric Clark, 1985-88	292	1301	4.5	3
David Glisson, 1993-96	195	1191	6.1	8
Chad Tanner, 1990-92	244	1156	4.7	4
Henry Chubb, 1982-83	221	1143	5.2	5

PASSING	COMP	ATT	YARDS	INT	TDs
Chris Hatcher, 91-94	1047	1529	11,363	39	121
Lance Funderburk, 92-96	731	1127	8192	27	67
Dusty Bonner, 2000-01	649	913	8163	22	107
Tye Cottle, 87-90	427	774	5593	47	50
Buster Faulkner, 2001-03	351	593	4213	18	44
Barrett Wilkes, 2002-A	297	469	3540	11	27
Mark Dace, 84-87	241	477	3459	36	25
James Owens, 82	169	339	2258	14	15
Terry Mallory, 83-86	77	186	1227	14	8

TOTAL OFFENSE	PLAYS	RUSH	PASSTOTAL	TD	
Chris Hatcher, 91-94	1642	-339	11,363	11,024	125
Dusty Bonner, 2000-01	1003	-163	8163	8000	111
Lance Funderburk, 92-96	1206	-232	8192	7960	75
Tye Cottle, 87-90	1034	-44	5593	5549	57
Aaron Jenkins, 2000-A	485	3306	0	3306	31
Mark Dace, 84-87	850	606	3459	4065	35
Buster Faulkner, 2001-03	723	-404	4213	3809	48
Barrett Wilkes, 2002-A	533	-65	3540	3475	28
Dominique Ross, 92-94	576	3237	0	3237	36
Ramon Allen, 88-91	675	3071	4	3075	27
Vontrell Mitchell, 95-98	487	2655	38	2693	12
James Owens, 82	402	-16	2258	2096	15

SCORING	TD	FG	PAT	PTS
Aaron Jenkins, 2000-03	53	0	0	318
Reggie Mosley, 1999-02	49	0	1	296
Dominique Ross, 1992-94	38	0	0	228
Keith Moore, 1983-86	0	32	76	202
C. J. Lofton, 1999-02	32	0	2	196
Will Rhody, 2002-A	0	28	103	187
Robert Williams, 1991-94	31	0	0	186
Vernon Loree, 1993-95	0	18	132	186
Stanley Flanders, 1993-94	30	0	0	180
Ramon Allen, 1988-91	28	0	1	170
Jack McTyre, 1988-90	0	34	57	159
Randy Fisher, 1986-89	26	0	0	156
Vernon Loree, 1993-95	0	12	112	148
Rodney Brown, 1995-96	22	0	0	132
Don Kelly, 1990-92	0	22	61	127
Tracy Sofes, 1982-83	16	0	0	96
Darrien Teals, 1985-88	16	0	0	96



FOOTBALL VSU Record Book

Reid Bethea, 2001	0	5	79	94
Calvin Walker, 1990-93	15	0	0	90

RECEIVING

	CATCHES	YARDS	TDs
Sean Pender, 1992-96	247*	2072	9
Reggie Mosley, 1999-02	235	3738	48
C.J. Lofton, 1999-02	228	2724	32
Randy Fisher, 1986-89	185	2892	26
Robert Williams, 1991-94	185	2726	31
Steve Greer, 1991-94	179	2025	13
Calvin Walker, 1990-93	167	2026	15
Aaron Jenkins, 2000-03	137	1385	17
Carlos Johnson, 2000-01	108	1519	13
Darrien Teals, 1985-88	105	1650	16
Stanley Flanders, 1993-94	101	1581	29
Rodney Brown, 1995-96	95	1636	20
Tirrell Andrews, 1994-96	94	1280	4
Blake Duncan, 1989-93	92	749	9
Angelo Williams, 1992-95	87	708	9
Tyrone Jordan, 2000-03	86	1058	14
Dexter Holiday, 1989-91	67	1170	9
Nekeyna Wright, 2000-03	65	740	10
Nikko Cooper, 1996	63	865	14
Carl Armstrong, 1982	61	1028	8

PUNTING

	PUNTS	YARDS	AVG.
David Ashby, 1993-94	62	2476	39.9
Terry Mallory, 1983-86	272	10,732	39.5
Wayne DeVane, 1995-97	134	5119	38.2
Chad Mosley, 1991-92	72	2735	38.0
Kenn Barnett, 1999-A	207	7788	37.6
Brad Baner, 1982-84	63	2341	37.2
Andy Gibbs, 1998, 2000	118	4331	36.7
Brian Chestnutt, 1989-1991	68	2442	35.9

PUNT RETURNS

	RETURNS	YARDS	AVG.
Eric Doggett, 1997-99	84	1071	12.8
Stanley Flanders, 1993-94	31	358	11.5
Bama Adams, 2002-A	33	372	11.3
Reggie Mosley, 1999-02	63	532	8.4
Randy Fisher, 1986-89	56	473	8.4
Derrick Harris, 1983-84	42	353	8.4
Jimmy Francis, 1982-85	84	473	5.6

KICKOFF RETURNS

	RETURNS	YARDS	AVG.
Reggie Mosley, 1999-02	82	1780	21.7
Derrick Harris, 1983-84	48	1144	23.8
Eric Doggett, 1997-99	27	612	22.7
Donnie Harrell, 1985-88	27	566	21.0
Kelvin Sheppard, 1982-83	28	556	19.9
Wendell Olden, 1997	19	427	22.5

KICK SCORING

	PAT A/M	FG A/M	PTS
Keith Moore, 1983-86	83-76	65-42	202
Will Rhody, 2002-A	110-103	42-28	187
Vernon Loree, 1993-95	141-132	24-18	186
Jack McTyre, 1988-90	58-57	45-34	159
Don Kelly, 1990-92	62-61	35-22	127
Reid Bethea, 2001	84-79	10-5	94
James Lightfoot, 1997-98	55-49	20-11	82
Jason Guzzardo, 2000	68-57	8-5	72
Todd Douthit, 1996	45-37	6-4	49
Brad Baner, 1982-84	27-24	14-8	48

INTERCEPTIONS

	NO.	YARDS	TDs
Dallis Smith, 1983-86	21	209	0
Jimmy Francis, 1982-85	14	160	0
Calvin Orr, 1986-89	10	172	0
Deon Searcy, 1987-90	12	73	0

SACKS

	NO.
Andre Hampton, 1992-94	36
Antonio Edwards, 1990-93	34

TEAM GAME

RUSHING
Most Rushes: 75 vs. Arkansas Tech, 1999
Most Yards: 391 vs. Arkansas Tech, 1999
Most Yards Lost: 103 vs. North Alabama, 1984

Best Average: 13.4 vs. West Alabama, 1994
Most Touchdowns: 6 vs. Lees-McRae, 1991

PASSING

Most Attempted: 70 vs. West Georgia, 1995
Most Completed: 52 vs. St. Ambrose, 1995
Most Yards: 508 vs. St. Ambrose, 1995
Most Touchdowns: 7 vs. Tarleton State, 1993; Clark Atlanta, Delta State, 1994
Best Percentage: 856 vs. New Haven (39-44), 1994
Most Had Intercepted: 7 vs. Fort Valley State, 1985
Most Without An Interception: 56 vs. Mississippi College, 1993

TOTAL OFFENSE

Most Plays: 97 vs. Arkansas Tech, 1999
Most Yards: 659 vs. North Alabama (315R, 344P), 2001

SCORING

Most Points: 70 vs. Delta State, 2001
Most Touchdowns: 10 vs. Tarleton State, 1993; Delta State, 2001

Most PATs Attempted: 10 vs. Tarleton State, 1993; Delta State, 2001

Most PATs Made: 10 vs. Delta State, 2001
Most FGs Attempted: 4 vs. Georgia Southern, 1983; vs. N. Alabama, 1984; vs. Kentucky St. and Bishop, 1985; vs. W. Alabama, 1990; vs. Delta State, 1991

Most FGs Made: 4 vs. Bishop, 1985; vs. W. Alabama, 1990; vs. Delta State, 1991

Most Points Kicking: 16 vs. W. Alabama, 1990

PUNTING

Most Punts: 11 vs. Central Florida, 1989
Best Average: (min. 4 punts) 9-49.8 vs. W. Alabama, 1985

PUNT RETURNS

Most Returns: 10 vs. W. Alabama, 1984
Most Yards: 117 vs. Henderson State, 1999
Longest for Touchdown: 59 vs. Clark Atlanta, 1994

KICKOFF RETURNS

Most Returns: 6 vs. North Alabama, 1982; vs. Troy State, Georgia Southern, 1984; West Georgia, 1995
Most Yards: 147 vs. Georgia Southern, 1983
Longest for Touchdown: 99 vs. West Alabama, 1994

FIRST DOWNS

Most Total: 39 vs. West Alabama, 1996
Most Rushing: 26 vs. Arkansas Tech, 1999
Most Passing: 26 vs. St. Ambrose, 1995
Most by Penalty: 6 vs. Delta State, 1994; West Alabama, 1996

PENALTIES

Most Penalties: 19 vs. Arkansas-Monticello, 1997
Fewest Penalties: 1 vs. Troy State, 1984; vs. North Alabama, 1985
Most Yards: 170 vs. Albany State, 1999
Fewest Yards: 5 vs. Troy State, 1984; vs. North Alabama, 1985

FUMBLES

Most: 7 vs. North Alabama, 1983
Most Lost: 5 vs. N. Alabama, 1983; vs. W. Georgia, 1985

DEFENSE

Most Interceptions: 6 vs. UT-Martin, 1986; vs. Arkansas-Monticello, 1998

Most Yards Returned: 117 vs. W. Alabama, 1990
Most Fumbles Recovered: 7 vs. Savannah State, 1984
Most Yards Rushing: 545 vs. North Alabama, 1982
Most Yards Passing: 437 vs. Central Florida, 1993
Fewest Yards Rushing: minus 29 vs. Central Florida, 1988
Fewest Yards Passing: 3 vs. West Alabama, 2000
Fewest Yards Total: 22 vs. Mount Senario, 1993
Most Sacks: 7 vs. Fort Valley State, Arkansas Tech, 1997; Arkansas Tech, 1998; Fort Valley State, 1999

Fewest First Downs: 3 vs. Fort Valley State, 2002

TEAM SEASON

RUSHING
Most Rushes: 548, 2002
Most Net Yards: 2278, 2001
Most Yards Lost: 674, 2002
Best Average Per Carry: 5.8, 2001
Best Average Per Game: 182.3, 1987
Most Touchdowns: 28, 1996

PASSING

Most Attempted: 594, 1994*
Most Completed: 409, 1994*
Most Yards: 4389, 1994*
Average Yards Gained Per Game: 363.4, 2000
Best Average Per Completion: 14.9, 1983
Most Had Intercepted: 23, 1984
Most Without An Interception: 177, 1993
Most Touchdowns: 56, 2001*

TOTAL OFFENSE

Most Plays: 1095, 2002
Most Yards: 6634, 2001
Best Average: 510.3, 2001

SCORING

Most Points: 617, 2001*
Most Touchdowns: 86, 2001*
Most PATs Attempted: 85, 2001*
Most PATs Made: 80, 2001*
Most FGs Attempted: 24, 2002
Most FGs Made: 17, 1990
Most 2-Point PATs Attempted: 7, 1995, 1996
Most 2-Point PATs Made: 5, 1984

PUNTING

Most Punts: 85, 1998
Best Average: 40.6, 1985

PUNT RETURNS

Most Returns: 48, 2002
Most Yards: 424, 2003
Best Average: 11.7, 1994

KICKOFF RETURNS

Most Returns: 50, 2000
Most Yards: 961, 2000
Best Average: 24.8, 1987

FIRST DOWNS

Most Total: 328, 2001
Most Rushing: 125, 2001
Most Passing: 191, 2000*
Most by Penalty: 48, 2002

PENALTIES

Most Penalties: 130, 1994
Fewest Penalties: 48, 1987
Most Yards: 1160, 1994
Fewest Yards: 383, 1987

FUMBLES

Most: 40, 1984
Most Lost: 21, 1983
Fewest: 14, 1995
Fewest Lost: 8, 1993, 1995, 2003

DEFENSE

Fewest Points Allowed: 162, 1994
Most Points Allowed: 313, 1996
Most Interceptions: 32, 1986*
Most Yards Returned: 311, 1987
Most Fumbles Recovered: 24, 1984
Fewest Yards Rushing Allowed: 832, 2002
Most Yards Rushing Allowed: 2664, 1982
Fewest Yards Passing Allowed: 1100, 1998
Most Yards Passing Allowed: 3227, 2002
Fewest Yards Total Allowed: 2807, 1990
Most Yards Total Allowed: 4395, 1982
Takeaway-Giveaway: plus 19, 1986
Most Sacks: 58, 2002

*Conference Record



- A -

Ashley Abrams, DB 1982
 Bama Adams, WR 2002-03
 Marlin Adams, LB 2000-03
 Timi Aganga-Williams, DB 2002-03
 Howard Akers, WR 1987-88
 Matt Alexander, OT 1990-91
 Jody Allen, DE 1982
 Ramon Allen, RB 1988-91
 Steve Allen, OT 1982
 Tony Allen, RB 1985
 Greg Alley, OG 1982-83
 Kelvin Anderson, WR 1993
 Tirrell Andrews, WR 1994-96
 Carl Armstrong, WR 1982
 Cary Arneson, DB 1982
 David Ashby, P 1993-94
 Eddie Ashley, RB 1990
 Tyler Aurandt, WR 2003
 Eugene Autry, DB 1993-94



RAMON ALLEN, RB



TIRRELL ANDREWS, WR



DESMON BAKER, DE



BRYAN BANKS, OT



BRAD BAUER, K



KEITH BRADDOCK, DB



RYAN BRANCH, LB

Milon Brezjal, DB 2000-02
 Lardell Brinson, WR 1994, 1996
 Terrence Brisbon, RB 1984
 Jason Brock, OG 1989
 Charles Brooks, DT 1985
 Adam Brown, DL 1999, 2001-02
 Arthell Brown, DB 2000-01
 Carlos Brown, FB 1996
 Rodney Brown, WR 1995-96
 Wesley Brown, DB 2000-03
 Elliott Burkes, CB 1999, 2002-03

- C -

Rod Callaway, DT 1987-90
 Bret Calzaretta, LB 1982
 Cedric Campbell, RB 1984
 Vince Capece, LB 1983-85
 Xavier Carrington, DL 2000-03
 Harvey Carter, DL 1982
 Tabious Carter, DB 1999-02
 Mark Catano, OT 1982-83
 Dean Chandler, DT 1996
 Greg Chapman, OG 1999-00
 Darryl Cherry, OG 1994
 Brian Chestnutt, P 1989-91
 Mike Christopher, RB 1999-00
 Henry Chubb, RB 1982-83
 Eric Clark, RB 1985-88
 Josten Clark, C 1991-94
 Tommy Clark, C 1990-92, 1994
 Vaughn Clark, DB 1996-99
 Julanda Clayton, DB 1995-96
 Dantra Clements, WR 2002
 Reggie Cockerm, LB 1997, 1999-01
 Cary Cody, WR 1982, 1984-86
 Jay Coley, WR 1982
 Keith Cooksey, WR 1993, 1995-97
 Leighton Cooley, C 2002-03
 Greg Cooper, RB 1998-00
 Nikko Cooper, WR 1996, 1998
 Marcus Copeland, FB 1987-90
 Roger Copeland, LB 1987
 Jeff Corley, DS 1999-02
 Jason Cost, LB 2001-03
 Tye Cottle, QB 1987-90
 Vic Crawford, DB 1984
 Jeff Creveling, QB 2003
 Elkannah Crockett, DB 1982
 Nathan Cronic, QB 1997-99
 Kevin Crosby, FB 1992

- D -

Mark Dace, QB 1984-87
 Rod Dalton, WR 2000, 2002-03
 J.D. Daniels, WR 1982
 Chris Davenport, LB 1989-90
 Calvin Davis, LB 1990
 Kelvin Davis, DT 1988
 Mike Davis, WR 1994-95
 Reginald Davis, WR 1988-91
 Rick Davis, QB 1982
 Shamonta Dean, DB 1999-02
 Fran Delaney, DS 1988-89
 Stephen Delk, K 2002
 Jamie Deloach, QB 1992-95



JIMMY BROOKINS, LB



HENRY CHUBB, RB



CARY CODY, WR



TYE COTTLE, QB



REGINALD DAVIS, RB



WAYNE DEVANE, P



RANDY FISHER, WR

Wayne DeVane, P 1994-97
 Richard DeWees, LB 1989
 Ced Dickerson, DB 1999-02
 Jerry Dillard, K 1993
 Shaunta Dismuke, DB 1999, 2001
 Derek Dixon, DB 1997-98
 Dustin Dodson, C 2001-03
 Eric Doggett, WR 1997-99
 Artie Dovers, OG 1982
 Eddie Dowdell, WR 2002-03
 Derek Dragon, DB 1999
 Todd Douthit, K 1995-96
 Jody Dowda, OT 1990-91
 Blake Duncan, FB 1989-91, 1993
 Chuck Dunmon, OT 1982-85
 Fred Dunn, LB 2001-03
 Chris Dupree, DB 1989-91

- E -

John Eaton, OG 1982
 Jos Edison, OT 2003
 Antonio Edwards, DE 1989-92
 Kewon Edwards, LB 1999
 Rodney Edwards, LB 2001-02
 Calvin English, DE 2002-03
 Bill Epps, OG 1997-98, 2000-01

- F -

Albert Fanoga, DB 1995
 Leon Farmer, LB 1985
 Ken Fasnacht, WR 1983
 Buster Faulkner, QB 2001-03
 Eric Faulkner, DE 1984-87
 Matt Fiorelli, DE 1992-95
 Randy Fisher, WR 1986-89
 Mike Fitzpatrick, WR 1990
 Stanley Flanders, WR 1993-94
 Brad Fleming, OG 2002-03
 Tim Fleming, OG 1993
 Michael Flood, DB 2002-03
 Tracy Flounoy, DL 2003
 Steve Foote, C 1994-95
 Reggie Ford, WR 1982
 Spencer Fortson, DB 2002-03
 Scott Foss, DB 2002-03
 Cliff Fouty, LB 1982-83
 Chris Fowler, DB 2002-03
 Mike Fowler, LB 1999-01
 David Fox, DE 1996-98
 Walt Foy, DB 1991-94
 Jimmy Francis, DB 1982-85
 Travis Francis, RB 1999-00
 Richard Freeman, DE 1996-97
 Dennis Fryzel, WR 1997-98, 2000-01
 Rodney Fulk, K 1987
 J.T. Fuller, LB 1996-99
 Darrell Funderburk, QB 1985-88
 Lance Funderburk, QB 1992-93, 1995-96

- G -

Cedric Gantt, DL 1986
 Doug Garrity, DL 2000-03
 Chris Gaston, LB 1997
 Bert Gelis, DL 1985-88
 Tommy George, DL 1999
 Andy Gibbs, P 1998-00



FOOTBALL


Blazer Lettermen

Erik Gibson, WR 1997-98
 James Gibson, DL 1983-86
 Mike Gibson, DB 1993-95
 Dorian Gilliam, RB 2001-03
 David Gilyard, LB 1982
 Kris Gingrow, OL 1995-97
 John Gladden, LB 1990-92
 Jeff Glazer, DB 1998
 David Glisson, RB 1993, 1995
 Alex Godfrey, RB 2003
 Gary Goff, WR 1995-96
 Glen Gosier, DL 2002
 Keith Gosse, OG 1999-01
 Chad Grabowski, DE 1998-99
 Matt Grabowski, WR 1998
 John Gray, DL 1982-83
 Kevin Gray, WR 1984
 Michael Green, K 2003
 Leon Gray, LB 2002
 Shadrick Green, TE 1993
 Jeff Greer, DE 1995-96
 Michael Greer, WR 2001
 Steve Greer, WR 1991-94
 Lewis Grier, QB/WR 1999-00
 Steve Griffin, QB 1982-83
 Ryan Grubbs, LB 1984
 John Gulyas, OT 1997-99
 Jason Guzzardo, K 2000

- H -
 Jack Hall, DE 1996
 Paul Hall, LB 1990-91
 Stanley Hall, RB 1989-90
 Todd Hall, C 1996
 Wayne Hamm, TE 1982-84
 Andre Hampton, DE 1992-94
 Dennis Hampton, DE 1993
 Roshod Hampton, DL 2001
 Jeff Hanton, DB 1982-83, 1985-86
 Rico Harley, OT 1999-00
 Austin Harmon, DB 1996-98
 Donnie Harrell, RB 1985-88
 Bryce Harrington, K 2001
 Antwan Harris, DB 2003
 Derrick Harris, DB 1983-84
 Jonathan Harris, TE 1992-94
 John Harrison, DS 2002-03
 Dwayne Hart, DB 1987-90
 Erasmus Harvey, LB 1991-94
 Chris Hatcher, QB 1991-94
 Ross Hawthorne, LB 2000-01
 Ashley Henderson, OG 2000-01
 Mike Henry, C 1983-84
 Chester Hightower, LB 1986
 Derrick Hill, DE 2000, 2002-03
 Tony Hill, DB 1991-94
 John Hinson, DL 1992-94
 John Hobdy, QB 2000
 Craig Hodge, DL 1999
 Rory Hogan, DL 1997-00
 Dexter Holiday, WR 1986, 1989-91
 Hobie Holiday, DE 2003
 Mendez Hollis, DB 1997-99



TONY HILL, DB



DEXTER HOLIDAY, WR



JEROME JACKSON, RB



KEITH JONES, TE



MAURICE JORDAN, DT



JAMES LOCKHART, LB



VERNON LOREE, K

Cedric Holton, DB 1998
 Jimmy Holton, OG 1987
 Jeff Hooks, LB 1985-86
 Carlos Hope, WR 1995, 1997-99
 Averil Houston, DB 1995
 Bo Houston, OG 1990-91
 Greg Hoven, WR 1984-85
 Torrey Howard, OG 2001-03
 James Hubbard, OG, NG 1992-95
 Doug Hunter, QB 1983-85
 Chance Hutto, OT 2001-02

- J -

Chris Jackson, CB 1995
 Edward Jackson, DB 1987-89
 Jerome Jackson, RB 1982-83, 1986
 Stonewall Jackson, RB 1985
 Eric Jarvis, C 1982-83
 Willie Jefferson, LB 1983
 Jason Jelks, DB 1993-95
 Aaron Jenkins, RB 2000-03
 Kenny Jennings, DB 1983-84
 Brandon Jernigan, OL 1996-97
 Carlos Johnson, WR 2000-01
 Casey Johnson, DE 1990
 Chris Johnson, DE 1998-01
 Emanuel Johnson, DL 1993-94
 Marcus Johnson, DB 1991-94
 Tommy Johnson, DE 1994-95
 Donnie Johnston, QB 1995-98
 Barry Jones, FB 1992-93
 Keith Jones, TE 1986-89
 Maurice Jordan, DL 1986-89
 Tyrone Jordan, WR 2000, 2002-03
 Dominic June, LB 1997-98

- K -

Don Kelly, K 1990-92
 John Kenny, OL, DL 1989-91
 Jason King, OT 1998-01
 Jimmy King, TE 1993-94
 Scott Klees, QB 1990
 York Kurinsky, OL 1992-93

- L -

Trevor Lansford, RB 1994
 Lance Laskey, TE 1988
 Mike Laussen, DL 1995
 Mark Lawson, LB 1982-84
 Michael Leslie, RB 2001
 Tauese Letuli, OL 1994-95
 Archie Lewis, DB 1994
 James Lightfoot, K 1997-98
 Ray Lloyd, C 1983-86
 James Lockhart, LB 1993-96
 C.J. Lofton, TE 1999-02
 Greg Lofton, WR 2002-03
 Scott Long, TE 1989-91
 Scottie Long, LB 1986
 Stan Long, OG 1983
 Vernon Loree, K 1993-95
 Mikeal Lovejoy, DB 1986-88
 Eric Luke, DB 1988-91
 Jeremy Lundy, OL 1994-96
 Marcellas Lyles, DE 1997, 1999



HAROLD McCLAIN, DT



JAMES MCCRAE, TE



JACK McTYRE, K



EDWARD MITCHELL, LB



SCOTT MOWRY, LB



MATT MOORE, OL



FELISE MUAI, OL

Fatari Lyons, DE 2001-02
 - M -
 George Mackey, DE 1982
 Kevin Maddox, P 1987
 Pat Magennis, OL 1995
 Terry Mallory, QB-P 1983-86
 Brad Martin, WR 1983
 Derryl Mason, WR 1983-84
 Timmy Massey, DB 1982-85
 William Massey, RB 1985
 Octavio Matamoros, OG 1992
 Alvoid Mays, DB 1984
 Mike McBride, RB 1982
 Paul McCall, K 1996-97
 Derick McCant, DB 1989-91
 Harold McClain, DL 1989-92
 Wade McCool, OG 1999
 Ryan McCormick, TE 1995
 Clint McCrory, DL 1982
 Mike McCullough, P 1988-89
 Kelvin McDavis, OT 2001-03
 Deon McGhee, DE 1999-01
 Alex McKinnie, RB 1982-83
 Drew McPhail, OL 1994-96
 James McRae, TE 1986-87
 Jack McTyre, K 1988-90
 Danny Metcalf, LB 1987-88, 1990
 Keith Miles, DE 1987
 Vic Miller, LB 1999-00
 Jerome Mills, DB 1996-97
 William Milton, RB 2002-03
 Herbert Mingo, RB 1991
 Charles Mitchell, LB 1984-86
 Edward Mitchell, LB 1993-94
 Rob Mitchell, WR 1983
 Vontrell Mitchell, RB 1995-98
 Clifton Montgomery, RB 1984
 Donald Monts, OG 1982
 Demetrick Moore, DB 2001
 Harvey Moore, OL 1996, 2000
 Keith Moore, K 1983-86
 Matt Moore, OL 1991-94
 Robert Morris, DE 1986-89
 Dedrick Morrison, DL 2002-03
 Gary Morton, DB 1992
 Chad Mosley, P 1991-92
 Jackson Mosley, DB 1982
 Reggie Mosley, WR 1999-02
 Scott Mowry, LB 1985-88
 Felise Muai, OL 1995-96
 Matt Mumme, QB 1994, 1996
 Tony Murphy, LB 1987
 Darrell Mydell, DB 1993-94

- N -
 J.R. Neal, OT 2000-01
 Tremaine Neal, LB 1997-98
 Carlton Nelson, RB 1996-97
 Clay NeSmith, DL 1986
 Anthony Newsome, DE 1983
 David Niemeyer, DL 1982
 John Norris, OT 1984-87
 Alberto Nurse, LB 1995-98



- O -

Alex Oakes, LB 1988
 Sammy Ogletree, LB 1999
 Wendell Olden, RB 1997
 Calvin Orr, DB 1986-89
 Willie Osborn, WR 1989
 Will O'Steen, C 1988-91
 James Owens, QB 1982



WILL O'STEEN, C

Kevin Sams, DB 1997
 Homer Sanders, WR 1983
 Shaun Sanders, DL 1999-00
 Drew Sauls, WR 1984-85
 Mike Scantling, TE 1983
 Richard Schilie, TE 1983
 Clifford Scott, DB 1987-90
 Deon Searcy, DB 1987-90
 Mike Sellars, C 1986-87



SHAWN UTLEY, LB

Gary Thornton, DB 1990-91
 Terel Toomer, DL 2003
 Brad Trout, DB 1993-94, 1996-97
 Jason Troutman, OT 2002
 Tony Troutman, OG 2000-01
 Jessie Tuggle, LB 1983-86
 Mike Tuggle, OG 1991
 John Turley, DE 1984
 Darren Turner, DL 1991
 Marquis Turner, DB 2000-03
 Sandy Turner, DB 2001-02
 Terry Turner, DL 1995-98

- P -

Don Page, DE 2003
 Brent Palma, P 2001
 Ted Palmer, DS 1988-90
 Josh Parker, DL 1997
 Lenny Parker, LB 1983-84
 Michael Parker, OT 1987-90
 George Parsons, LB 1992-93
 Tully Payne, C 1998-01
 Sean Pender, WR 1992-93, 1995-96
 Buddy Phillips, OT 1987-88
 Desmond Phillips, WR 1995
 Larry Pividal, TE 1982
 Alan Pohalski, DL 1982
 Anthony Poole, DT 2000-01
 Billy Poole, RB 1993-94
 Richard Popkin, OT 1992
 Eric Porter, LB 1988
 Patrick Prewitt, QB 1997
 Sammie Price, DL 1985
 Don Pumphrey, OT 1984-85



LENNY PARKER, LB

Brock Sellers, C 1982
 Cornelius Seymour, LB 1994-95
 Andy Sharpless, OG 1982-84
 Twion Shealer, OG 2002
 Will Shelton, OT 2002-03
 Kelvin Sheppard, WR 1982-83
 Jimbo Shubert, LB 1996-98
 Pete Shutters, DL 1982-83
 Dean Siegel, DE 1984-85



MAX VICKERS, FB

Artie Ulmer, DL 1996
 Shawn Utley, LB 1989

- U -

- V -

- R -

Ryan Rackley, DB 2000-01
 Todd Ragle, DE 2000-02
 Jerry Randall, DL 1984-85
 Andre Randle, DL 1993-94
 Jessie Randle, DB 1990
 Buddy Ratledge, OT 1983-85
 Jason Ray, OL 1997
 Marcus Ray, RB 1997-00
 Ben Reaves, TE 1983-86
 Charles Reddick, DL 1987-88
 Keith Reddings, DE 1983-86
 Quinton Reed, DB 1983-84
 Jack Reeves, DE 1992
 Robert Renfro, DL 1983-84
 Luis Reveiz, K 1983
 Jason Richards, OL 1990
 Freddie Richardson, LB 1990
 Rodney Rigdon, DE 1994
 Andrew Riley, TE 2000-01
 Rusty Rivers, OG 1984
 Reggie Rhodes, DT 2001-02
 Will Rhody, K 2002-03
 James Richards, OT 2003
 Barry Roberson, LB 1989-91
 Julian Roberts, DE 1996
 Joe Robinson, WR 1999
 Tyran Robinson, RB 2001-03
 Tyrone Rogers, RB 1991
 Dominique Ross, FB 1992-94
 Lee Rourk, LB 1983
 John Royal, LB 1987



SEAN PENDER, WR

Steve Skeen, RB 2001-03
 Albert Smith, RB 1984, 1987
 Anthony Smith, LB 1983
 Dallis Smith, DB 1983-86
 Dennis Smith, DB 1983-86
 Dwayne Smith, DT 2001-02
 Jerome Smith, DE 1983
 Larry Smith, WR 2000
 Tavaris Smith, LB 1995-96
 Terry Smith, DB 1994-96
 Tracy Soles, RB 1982-83
 Antonio Speed, LB 1995, 1997-99
 Chuck Stamey, OT 1990-93
 Darrell Stephens, WR 2003
 Jarmal Stevens, DB 1994-97
 Mitch Stewart, QB 2002-03
 Dan Strickland, DT 1983-86
 James Strickland, C 1982
 Mel Stripling, OT 1982
 Ryan Sulkowski, C 1996-98
 Roger Sullivan, OL 1996
 Jesse Sutton, LB 1995-98
 Ricky Sutton, DL 1982
 R.D. Swain, OG 1983-86
 Ricky Swales, DE 1990



CALVIN WALKER, WR

Arto Vartanian, DT 1997-98
 Jason Vaughan, QB 1997
 Max Vickers, FB 1983-86

- W -

- S -



BEN REAVES, TE

Greg Talley, DE 1992
 Chad Tanner, RB 1990-92
 Lee Tarpley, RB 2000-03
 Darrell Tarver, DE 1986-89
 Brad Tate, LB 1992
 Larry Tatum, C 1984
 Hunter Taylor, DL 1997
 John Taylor, TE 1996-97
 Darrien Teals, WR 1985-88
 Cody Thomas, LB 2003
 Freddie Thomas, LB 1984-85
 Raymond Thomas, WR 2003
 Curtis Thompson, LB 1983
 Hugh Thompson, QB 1982
 Jay Thompson, OG 1996-97
 Tim Thompson, DE 2002-03
 Anthony Thornton, DL 1990-91



MARCUS WALKER, DT

Calvin Walker, WR 1990-93
 Latray Walker, RB 2002-03
 Marcus Walker, DL 1989-92
 Reggie Walker, RB 1992-94
 Jay Walls, DL 1983-85
 Charles Walsh, OT 1992-94
 Geoff Walters, TE 1984-85
 Marcellus Washington, OT 2003
 Emmett Watkins, LB 1984-87
 Zim Watters, DL 1986
 Arthur Webb, WR 1984
 Corey Weed, TE-DE 1985-96
 Kelly Wells, OT 1988-90
 Tony Wesley, RB 2000-01, 2003
 Regional West, DE 1992-93
 Javaris Weston, RB 2002-03
 Derwin Whatley, DB 1986
 Robert Wheeler, TE 1989
 Billy White, RB 1994
 David White, LB 1988
 Bill Wilhelm, TE 1983-86
 Barrett Wilkes, QB 2002-03
 Angelo Williams, WR 1992, 1994-95
 David Williams, TE 1982
 Demeakey Williams, DB 1997-00
 Fitzgerald Williams, DB 1985-86
 Lamar Williams, DE 1996
 Michael Williams, RB 1985-86
 Mike Williams, RB 1984
 Michael Williams, LB 1997-99
 Randy Williams, C 1988-89
 Robert Williams, WR 1991-94
 Rod Williams, OT 1982
 Shay Williams, DL 1992-94
 Wilbur Williams, RB 1984-85
 Winston Williams, WR 1997-99
 Dee Williford, LB 2003
 Hershel Wooten, DL 1985-86
 Nekeyma Wright, WR 2000-03



CLIFFORD SCOTT, SS


Greg Talley, DE 1992
 Chad Tanner, RB 1990-92
 Lee Tarpley, RB 2000-03
 Darrell Tarver, DE 1986-89
 Brad Tate, LB 1992
 Larry Tatum, C 1984
 Hunter Taylor, DL 1997
 John Taylor, TE 1996-97
 Darrien Teals, WR 1985-88
 Cody Thomas, LB 2003
 Freddie Thomas, LB 1984-85
 Raymond Thomas, WR 2003
 Curtis Thompson, LB 1983
 Hugh Thompson, QB 1982
 Jay Thompson, OG 1996-97
 Tim Thompson, DE 2002-03
 Anthony Thornton, DL 1990-91



JAY WALLS, DL

Andre Zellner, TE 2002-03

- Z -



DALLIS SMITH, DB


Greg Talley, DE 1992
 Chad Tanner, RB 1990-92
 Lee Tarpley, RB 2000-03
 Darrell Tarver, DE 1986-89
 Brad Tate, LB 1992
 Larry Tatum, C 1984
 Hunter Taylor, DL 1997
 John Taylor, TE 1996-97
 Darrien Teals, WR 1985-88
 Cody Thomas, LB 2003
 Freddie Thomas, LB 1984-85
 Raymond Thomas, WR 2003
 Curtis Thompson, LB 1983
 Hugh Thompson, QB 1982
 Jay Thompson, OG 1996-97
 Tim Thompson, DE 2002-03
 Anthony Thornton, DL 1990-91



COREY WEED, TE/DE



DARRIEN TEALS, WR



RANDY WILLIAMS, C



FOOTBALL

VSU Goes Pro



MARK CATANO
Pittsburgh



ERASMUS HARVEY
Winnipeg



ANTONIO EDWARDS
Carolina



LANCE FUNDERBURK
Montreal



RICHARD FREEMAN
Atlanta



JESSIE TUGGLE
Atlanta



MIKE BOWMAN
Green Bay



RANDY FISHER
New Orleans



DUSTY BONNER
Atlanta



CARLOS JOHNSON
Philadelphia



BRAD TROUT
Atlanta



ARTIE ULMER
Atlanta



ROBERT WILLIAMS
Kansas City



ANDRE HAMPTON
Shreveport



YORK KURINSKY
Birmingham



DOMINIQUE ROSS
Tampa



MIKE BERRY
Indianapolis

All-Americans FOOTBALL



YORK KURINSKY



DUSTY BONNER



C.J. LOFTON



CHRIS HATCHER




JIMMY BROOKINS




RANDY FISHER



RICHARD FREEMAN



JESSIE TUGGLE



CHRIS DUPREE



DEON SEARCY



ANTONIO EDWARDS



MARK CATANO



ROBERT MORRIS



ANTONIO SPEED



LANCE FUNDERBURK



AARON JENKINS



FOOTBALL

All-Americans



LENNY PARKER



REGGIE MOSLEY



JASON KING



TULLY PAYNE



MIKEAL LOVEJOY



JACK McTYRE



DEWAYNE SMITH



KEITH MOORE

ATHLETIC HALL OF FAME

Initiated in 1997, the Valdosta State University Athletic Hall of Fame is an honorary society begun six years ago to further enhance the sparkling reputation of VSU athletics. Seven former student-athletes and one former coach/administrator comprised the inaugural class, four more standouts were added in 1998, six more (including two alumni from Georgia State Womans College) entered in 1999, and

four more joined the elite list in 2000, 2001, 2002, 2003 and 2004, bringing the membership to 38.

Four former football players are members of the Hall. Jessie Tuggle was a member of the inaugural class, Antonio Edwards entered in 1999, current VSU head coach Chris Hatcher came on board in 2001 and Keith Moore was in 2002.

The formal induction ceremony is held in January or February each year.



JESSIE TUGGLE



ANTONIO EDWARDS



CHRIS HATCHER



KEITH MOORE



Valdosta State football has played a large role in the selection of the Division II player of the year, who receives the coveted Harlon Hill Trophy during festivities held in conjunction with the national championship game in early December each year.

In 1994 current Valdosta State head coach Chris Hatcher won the Hill trophy by the second largest vote margin in the 16-year history of the award.

Two years later, Lance Funderburk, his successor as Blazer quarterback, was runnerup for the prestigious honor.

In 2000, then junior quarterback Dusty Bonner was a landslide winner of the award, making Valdosta State one of only three schools to boast multiple winners. And in 2001, Bonner took home the gold once again, becoming only the second player in the history of the award to win it back-to-back.



Dusty Bonner - 2000 and 2001

Passing In Review

Year-by-Year Statistics of Valdosta State's
Three Most Prolific Quarterbacks

Chris Hatcher

1991-94 • 1994 Harlon Hill Trophy Winner

Year	Att	Comp	Int	Pct.	Yards	TDs
1991	150	81	4	.540	1088	8
1992	400	264	14	.660	2548	21
1993	471	335	11	.711	3651	37
1994	508	367	10	.722	4076	55
TOTALS	1529	1047	39	.685	11,363	121

Lance Funderburk

1992-96 • 1996 Harlon Hill Trophy Runnerup

Year	Att	Comp	Int	Pct.	Yards	TDs
1992	10	5	1	.500	40	0
1993	41	28	0	.683	220	3
1995	544	356	12	.654	3706	26
1996	532	342	14	.643	4226	38
TOTALS	1127	731	27	.649	8192	67

Dusty Bonner

2000-01 • 2000 & 2001 Harlon Hill Trophy Winner

Year	Att	Comp	Int	Pct.	Yards	TDs
2000	488	351	8	.719	4126	55
2001	425	298	14	.701	4037	52
TOTALS	913	649	22	.711	8163	107



Chris Hatcher
1994



Lance Funderburk
1996 Runner-up



Valdosta State 2004 Composite Schedule Of Opponents

* Night Games	Aug. 28	Sept. 4	Sept. 11	Sept. 18	Sept. 25	Oct. 2	Oct. 9	Oct. 16	Oct. 23	Oct. 30	Nov. 6
Valdosta State	OPEN	at Albany State	at Ouachita Baptist*	Harding*	at Central Arkansas*	Delta State	at Henderson State	West Alabama	at North Alabama*	Southern Arkansas	at West Georgia*
Albany State	Miles*	Valdosta State*	at Kentucky State	Lane	OPEN	at Tuskegee	Savannah State (Macon)	Clark Atlanta	at Benedict	at Morehouse	Fort Valley State (Columbus)
Ouachita Baptist	OPEN	at Sam Houston State*	Valdosta State*	at West Georgia*	at Southern Arkansas*	West Alabama	at Arkansas-Monticello	Arkansas Tech	at Central Arkansas*	Delta State	Harding*
Harding	OPEN	at Missouri Southern*	West Georgia*	at Valdosta State*	North Alabama*	Henderson State*	at Central Arkansas*	Arkansas-Monticello	Delta State	at Arkansas Tech	at Ouachita Baptist
Central Arkansas	at Eastern New Mexico*	Iowa Wesleyan*	at Southern Arkansas*	at Henderson State*	Valdosta State*	at North Alabama*	Harding*	at Delta State	Ouachita Baptist*	at Arkansas-Monticello	Arkansas Tech*
Delta State	at North Dakota	OPEN	at West Alabama	North Alabama*	Henderson State*	at Valdosta State*	at Arkansas Tech	Central Arkansas	at Harding*	at Ouachita Baptist	Arkansas-Monticello
Henderson State	OPEN	at Stephen F. Austin (9/2)	Arkansas Tech	Central Arkansas*	at Delta State*	at Harding*	Valdosta State	North Alabama*	at West Georgia	at West Alabama	Southern Arkansas
West Alabama	at Samford*	Tuskegee*	Delta State	at Arkansas-Monticello*	Arkansas Tech	at Ouachita Baptist	West Georgia	at Valdosta State*	at Southern Arkansas	Henderson State	North Alabama
North Alabama	OPEN	at Tusculum	Arkansas-Monticello*	at Delta State	at Harding*	Central Arkansas*	Southern Arkansas*	at Henderson State	Valdosta State*	West Georgia*	at West Alabama
Southern Arkansas	at Texas A&M-Commerce* (8/26)	East Texas Baptist*	Central Arkansas*	at Arkansas Tech*	Ouachita Baptist*	Arkansas-Monticello*	at North Alabama*	West Georgia*	West Alabama	at Valdosta State*	at Henderson State
West Georgia	OPEN	Carson-Newman (Rome)	at Harding*	Ouachita Baptist*	at Arkansas Monticello*	Arkansas Tech*	at West Alabama	at Southern Arkansas*	Henderson State	at North Alabama*	Valdosta State*



<u>DATE</u>	<u>OPPONENT</u>	<u>TIME</u>
Sept. 4	at Albany State	7 pm
Sept. 11	at Ouachita Baptist	8 pm
SEPT. 18	HARDING	7 PM
Sept. 25	at Central Arkansas	7 pm
OCT. 2	DELTA STATE	1 PM
Oct. 9	at Henderson State	4 pm
OCT. 16	WEST ALABAMA	1 PM
Oct. 23	at North Alabama	7 pm
OCT. 30	SOUTHERN ARKANSAS	1 PM
Nov. 6	at West Georgia	7 pm