



2009 Spring Sports Media Guide



Wilson® is Proud to be the
Official Championship Softball
of the Gulf South Conference.

Wilson.



Contact Information

MAILING ADDRESS

Gulf South Conference
2101 Providence Park
Suite 200
Birmingham, AL 35242

PHONE NUMBER

(205) 991-9880

FAX NUMBER

(205) 437-0505

GSC WEBSITE

www.gulfsouthconference.org

GSC Staff

COMMISSIONER

Nathan N. Salant, Esq.
E-mail: gulfsout@ix.netcom.com

PRESIDENT

Dr. Beheruz Sethna
University of West Georgia
E-mail: bsethna@westga.edu

ASSISTANT COMMISSIONER FOR MEDIA AND PUBLIC AFFAIRS

Michael Anderson (Golf & Tennis Contact)
E-mail: gscsid@mindspring.com

ASSISTANT SPORTS INFORMATION DIRECTORS

Michael Banks (Baseball Contact)
E-mail: banks@highspd.net

Eric SanInocencio (Softball Contact)
E-mail: gscassistantsid@mindspring.com

SENIOR WOMAN ADMINISTRATOR

Andrea Anderson
E-mail: andrea@highspd.net

Member Schools

University of Alabama in Huntsville (UAH)
University of Arkansas at Monticello (UAM)
Arkansas Tech University (ATU)
Christian Brothers University (CBU)
Delta State University (DSU)
Harding University (HU)
Henderson State University (HSU)
University of Montevallo (UM)
University of North Alabama (UNA)
Ouachita Baptist University (OBU)
Southern Arkansas University (SAU)
Valdosta State University (VSU)
University of West Alabama (UWA)
University of West Florida (UWF)
University of West Georgia (UWG)

Table of Contents

Table of Contents	1
History of the Gulf South Conference	2
GSC Member Information	3-4
GSC Baseball	5-73
2009 GSC Baseball Composite Schedule	6-10
2009 GSC Preview	11-12
GSC Team Pages	13-27
East Division	13-19
West Division	20-27
2008 GSC Baseball Year in Review	28-34
GSC Baseball History	35-62
Annual Standings	35-39
Postseason	40-47
All-Time All-GSC Teams	51-58
GSC All-Academic Teams	59-60
Award Winners	61
GSC All-Americans	62
GSC Baseball Records	63-73
GSC Softball	74-123
2009 GSC Softball Composite Schedule	75-78
2009 GSC Preview	79
GSC Team Pages	80-92
East Division	80-85
West Division	86-92
2008 GSC Softball Year in Review	93-98
GSC Softball Records	99-109
GSC Softball History	111-123
Annual Standings	111-113
Postseason	114-117
All-Time All-GSC Teams	118-120
Award Winners	121
GSC All-Academic Teams	122
GSC All-Americans	123
GSC Golf	124-129
GSC Team Pages	125-126
2008 GSC Golf Year in Review	127-128
GSC Golf Championship History	129
GSC Tennis	130-136
GSC Team Pages	131-132
2008 GSC Tennis Year in Review	133-134
Men's Year in Review	133
Women's Year in Review	134
GSC Men's Tennis Postseason Awards	135
GSC Women's Tennis Postseason Awards	136

Credits

The 2009 Gulf South Conference Spring Sports Media Guide is published by the Gulf South Conference Office, Nathan N. Salant, Esq., Commissioner.

The guide was written and designed by Michael Anderson, Michael Banks and Eric SanInocencio with assistance from the GSC Sports Information Directors. Printed by MultiAd Sports Publications.

MultiAd



HISTORY OF THE GULF SOUTH CONFERENCE

Academic excellence, 43 National Championships and a leadership role in the NCAA's Division II make the Gulf South Conference (GSC) something special. As a charter member of D-II, the league's 15 universities in six southeastern states enters its 39th year of setting the standards nationally, always breaking new ground.

In the summer of 1970, six college presidents met to talk about athletics; when the meeting ended, a new league emerged-the Mid-South Conference-started by, and to this day run by, the CEOs, the first in NCAA history. It is that CEO-control and involvement that makes the league work and its 14 championships (football; men's & women's cross country, men's & women's soccer; volleyball, men's & women's basketball, men's & women's tennis, men's & women's golf; softball and baseball) so bitterly contested in a collegial manner.

From that point forward, the GSC has been giant steps ahead of the D-II pack. Dating back to 1997, the league has found neutral sites paying sizeable guarantees for most of its team championships. NCAA Conventions regularly feature GSC-proposed or -inspired legislation. No one wins more regionals or earns more NCAA post-season bids. In 2004, the league purchased its own new construction office space. But the crowning moment came in 2005-06, when the GSC debuted its highly successful "GSC-TV Live" package which included nine football games (now 10) and its men's & women's basketball tournament finals. Add to that its web-TV show, "GSC Sports Weekly," and the broadbanding of most of its championships and you can see why the GSC is a Conference paving the way into the 21st century.

We take pride in our 43 National Team Championships in 12 sports and more than 100 regional titles, especially because there is no sacrifice on the academic side, where GSC student-athletes regularly earn Academic All-America. The Conference added two more Titles in 2007-08 with Valdosta State claiming the Football crown and West Florida winning the Men's Golf trophy in a playoff versus fellow league member North Alabama.

Delta State, Florence State (now North Alabama), Jacksonville State, Livingston (now West Alabama), Tennessee-Martin and Troy State were the charter members. Scheduling problems for the 1970-71 academic year limited the GSC to football, won by Jacksonville State. In 1971, the addition of Southeast Louisiana (SELA) and Nichols State increased the membership to eight. The league opened an office in Hammond, LA, changed its name to the Gulf South Conference and began championships in nine men's sports. Mississippi College and Northwestern Louisiana (NWLA, now Northwestern State) joined in 1972 and two years later, NELA left for Division I with SELA and Nicholls State following in 1979.

The conference continued with seven teams until 1981, when the CEOs admitted Valdosta State, followed by West Georgia (1983). In 1991, Tennessee-Martin and Troy State went Division I, briefly dropping the GSC back to seven members. An aggressive expansion under the guidance of new Commissioner Nate Salant resulted in ten new members: Lincoln Memorial (1992-93); Alabama-Huntsville, Henderson State, Central Arkansas and Mississippi University for Women (1993-94); West Florida (1994-95); and Arkansas-Monticello, Arkansas Tech, Montevallo and Southern Arkansas (1995-96). Jacksonville State went Division I at the end of 1992-93. Mississippi College dropped to Division III at the end of 1995-96, and was replaced by Christian Brothers to keep the Conference at 16 schools. In July 2000, the GSC welcomed Harding University and Ouachita Baptist University, making it the largest NCAA conference *at any level* with 18 schools. MUW dropped its athletics program at the end of the 2002-03 season, decreasing the membership to 17. The Conference decreased to 15 teams in 2006-07 when Central Arkansas moved to Division I and Lincoln Memorial moved to the South Atlantic Conference.

Former Commissioner Jim McCullough brought the GSC office to Birmingham. Current Commissioner, Nate Salant began his tenure in October, 1992. He is assisted by Assistant Commissioner for Media and Public Affairs Michael Anderson, Assistant Sports Information Directors Michael Banks and Eric SanInocencio and Senior Woman Administrator Andrea Anderson. The Chairman of the GSC Board of Directors is Dr. David Rankin (Southern Arkansas). Joining him on the executive committee are Vice Chair Dr. Beheruz Sethna (West Georgia) and past-Chair Dr. Robert Brown (Arkansas Tech). The Supervisors of Officials are Bill Johnson (Football), John Caldwell (Basketball-West Division) and Mike Murphy (Basketball-East Division).

GSC National Championships 1971-2007 (43)

BASEBALL (5)

Delta State (2004)
Troy State (1986, 87)
Jacksonville State (1990, 91)

MEN'S BASKETBALL (3)

North Alabama (1979, 91)
Jacksonville State (1985)

WOMEN'S BASKETBALL (7)

Delta State (1975, 76, 77, 89, 90, 92)
Southeastern Louisiana (1977*)

FOOTBALL (10)

Delta State (2000)
North Alabama (1993, 94, 95)
Valdosta State (2004, 07)
West Alabama (1971)
Jacksonville State (1992)
Troy State (1984, 87)

MEN'S GOLF (5)

Troy State (1976, 77, 84)
West Florida (2001, 08)

WOMEN'S GOLF (3)

Troy State (1984, 86, 89)

WOMEN'S GYMNASTICS (2)

Jacksonville State (1984, 85)

HOCKEY (2)

Alabama-Huntsville (1996, 98)

WOMEN'S SOCCER (1)

Christian Brothers (2002)

MEN'S TENNIS (3)

Valdosta State (2006)
West Florida (2004, 2005)

TRACK (1)

Southeastern Louisiana (1975)

WOMEN'S VOLLEYBALL (1)

North Alabama (2003)

Current members in **BOLD**

*--Small College Division Champion

GSC Commissioners 1971-Present

Nate Salant (1992-Present)
Sonny Moran (1987-1992)
Ralph McFillen (1984-1987)
Hayden Riley (1982-1984)
Jim McCullough (1979-1982)
Stan Galloway (1971-1979)

GSC MEMBER INFORMATION



UNIVERSITY OF ALABAMA IN HUNTSVILLE

Location: Huntsville, Alabama
Founded: 1966
Enrollment: 7,000
Colors: Royal Blue & White
Nickname: Chargers
Web Page: www.uahchargers.com
President: Dr. David Williams
Faculty Athletic Representative: Brent Wren
Athletic Director: Jim Harris
Athletics Phone: (256) 824-6144
Senior Woman Administrator: Shelia Ray
Sports Information Director: Antoine Bell
SID Office Phone: (256) 824-6008
SID E-mail: bella@email.uah.edu



UNIVERSITY OF ARKANSAS AT MONTICELLO

Location: Monticello, Arkansas
Founded: 1909
Enrollment: 3,138
Colors: Kelly Green & White
Nickname: Boll Weevils/Cotton Blossoms
Web Page: www.uamsports.com
Chancellor: Dr. Jack Lassiter
Faculty Athletic Representative: Dr. Betty Matthews
Athletic Director: Alvy Early
Athletics Phone: (870) 460-1058
Senior Woman Administrator: Nicole Smith
Sports Information Director: Brian Ramsey
SID Office Phone: (870) 460-1574
SID E-mail: ramsey@uamont.edu



ARKANSAS TECH UNIVERSITY

Location: Russellville, Arkansas
Founded: 1909
Enrollment: 7,000
Colors: Green & Gold
Nickname: Wonder Boys/Golden Suns
Web Page: http://athletics.atu.edu
President: Dr. Robert Brown
Faculty Athletic Representative: Thomas DeBlack
Athletic Director: Steve Mullins
Athletics Phone: (479) 968-0245
Senior Woman Administrator: Kristy Bayer
Sports Information Director: Ben Greenberg
SID Office Phone: (479) 968-0645
SID E-mail: bgreenberg@atu.edu



CHRISTIAN BROTHERS UNIVERSITY

Location: Memphis, Tennessee
Founded: 1871
Enrollment: 1,900
Colors: Scarlet & Grey
Nickname: Buccaneers
Web Page: www.gobucsgo.com
President: Lance Forsdick
Faculty Athletic Representative: Br. Walter Schreiner
Athletic Director: Joe Nadicksbernd
Athletics Phone: (901) 321-3370
Senior Woman Administrator: Donna Crone
Sports Information Director: Eric Opperman
SID Office Phone: (901) 321-3263
SID E-mail: eopperma@cbu.edu



DELTA STATE UNIVERSITY

Location: Cleveland, Mississippi
Founded: 1924
Enrollment: 4,250
Colors: Forest Green & White
Nickname: Statesmen
Web Page: http://gostatesmen.com
President: Dr. John Hilpert
Faculty Athletic Representative: Dr. Rose Strahan
Athletic Director: Jeremy McClain
Athletics Phone: (662) 846-4300
Senior Woman Administrator: Dana George
Sports Information Director: Matt Jones
SID Office Phone: (662) 846-4284
SID E-mail: matt@deltastate.edu



HARDING UNIVERSITY

Location: Searcy, Arkansas
Founded: 1924
Enrollment: 6,000
Colors: Black & Gold
Nickname: Bisons
Web Page: www.hardingsports.com
President: Dr. David Burks
Faculty Athletic Representative: Dr. Wilt Martin
Athletic Director: Greg Harnden
Athletics Phone: (501) 279-4305
Senior Woman Administrator: Brenda Seawel
Sports Information Director: Scott Goode
SID Office Phone: (501) 279-4760
SID E-mail: sgoode@harding.edu



HENDERSON STATE UNIVERSITY

Location: Arkadelphia, Arkansas
Founded: 1890
Enrollment: 3,700
Colors: Red & Grey
Nickname: Reddies/Lady Reddies
Web Page: www.hsu.edu/athletics
President: Dr. Charles Welch
Faculty Athletic Representative: David Gardner
Athletic Director: Sam Goodwin
Athletics Phone: (870) 230-5161
Senior Woman Administrator: Rhonda Thigpen
Sports Information Director: Troy Mitchell
SID Office Phone: (870) 230-5197
SID E-mail: mitchet@hsu.edu



UNIVERSITY OF MONTEVALLO

Location: Montevallo, Alabama
Founded: 1896
Enrollment: 3,200
Colors: Purple & Gold
Nickname: Falcons
Web Page: www.montevallo/athletics
President: Dr. Phillip C. Williams
Faculty Athletic Representative: Robyn Hagler
Athletic Director: Jim Herlihy
Athletics Phone: (205) 665-6600
Senior Woman Administrator: Dawn Makofski
Sports Information Director: Sean Forrester
SID Office Phone: (205) 665-6606
SID E-mail: sforrester1@montevallo.edu





GSC MEMBER INFORMATION

UNIVERSITY OF NORTH ALABAMA

Location: Florence, Alabama
 Founded: 1830
 Enrollment: 6,700
 Colors: Purple & Gold
 Nickname: Lions
 Web Page: www.roarlions.com
 President: Dr. William Cale
 Faculty Athletic Representative: Patricia Roden
 Athletic Director: Mark Linder
 Athletics Phone: (256) 765-4397
 Senior Woman Administrator: Jana Morrison
 Sports Information Director: Jeff Hodges
 SID Office Phone: (256) 765-4595
 SID E-mail: sportsinformation@una.edu



OUACHITA BAPTIST UNIVERSITY

Location: Arkadelphia, Arkansas
 Founded: 1886
 Enrollment: 1,475
 Colors: Purple & Gold
 Nickname: Tigers
 Web Page: <http://gotigers.obu.edu>
 President: Dr. Rex M. Horne, Jr.
 Faculty Athletic Representative: Dr. Hal Bass
 Athletic Director: David Sharp
 Athletics Phone: (870) 245-5181
 Senior Woman Administrator: Tona Wright
 Sports Information Director: Brian Howard
 SID Office Phone: (256) 245-5186
 SID E-mail: howardb@obu.edu



SOUTHERN ARKANSAS UNIVERSITY

Location: Magnolia, Arkansas
 Founded: 1909
 Enrollment: 3,111
 Colors: Royal Blue & Old Gold
 Nickname: Muleriders/Lady Muleriders
 Web Page: <http://muleriderathletics.com>
 President: Dr. David Rankin
 Faculty Athletic Representative: Steve Dingman
 Athletic Director: Jay Adcox
 Athletics Phone: (870) 235-4102
 Senior Woman Administrator: Brooke White
 Sports Information Director: Houston Taylor
 SID Office Phone: (870) 235-4104
 SID E-mail: sausid@saumag.edu



VALDOSTA STATE UNIVERSITY

Location: Valdosta, Georgia
 Founded: 1906
 Enrollment: 10,850
 Colors: Red & Black
 Nickname: Blazers
 Web Page: www.vstateblazers.com
 President: Dr. Patrick J. Schloss
 Faculty Athletic Representative: Bobby Tucker
 Athletic Director: Herb Reinhard
 Athletics Phone: (229) 333-5890
 Senior Woman Administrator: Jennifer Head
 Sports Information Director: Shawn Reed
 SID Office Phone: (229) 333-5903
 SID E-mail: msreed@valdosta.edu



UNIVERSITY OF WEST ALABAMA

Location: Livingston, Alabama
 Founded: 1835
 Enrollment: 3,570
 Colors: Red, White & Black
 Nickname: Tigers
 Web Page: www.athletics.uwa.edu
 President: Dr. Robert Holland
 Faculty Athletic Representative: Micky Smith
 Athletic Director: E.J. Brophy
 Athletics Phone: (205) 652-3784
 Senior Woman Administrator: Janet Montgomery
 Sports Information Director: Kyle Lewis
 SID Office Phone: (205) 652-3596
 SID E-mail: klewis@uwa.edu



UNIVERSITY OF WEST FLORIDA

Location: Pensacola, Florida
 Founded: 1963
 Enrollment: 9,900
 Colors: Blue & Green
 Nickname: Argonauts
 Web Page: <http://www.goargos.com>
 President: Judy A. Bense
 Faculty Athletic Representative: Dr. Pat Wentz
 Athletic Director: David Scott
 Athletics Phone: (850) 474-3003
 Senior Woman Administrator: Meghan Barter
 Sports Information Director: Matt Rowley
 SID Office Phone: (850) 474-2140
 SID E-mail: mrowley@uwf.edu



UNIVERSITY OF WEST GEORGIA

Location: Carrollton, Georgia
 Founded: 1906
 Enrollment: 10,100
 Colors: Red & Blue
 Nickname: Wolves
 Web Page: www.uwgports.com
 President: Dr. Beheruz Sethna
 Faculty Athletic Representative: Brad Prince
 Athletic Director: Daryl Dickey
 Athletics Phone: (678) 839-6533
 Senior Woman Administrator: Gloria Lassiter
 Sports Information Director: Mitch Gray
 SID Office Phone: (678) 839-6542
 SID E-mail: mgray@westga.edu



GULF SOUTH CONFERENCE

Location: Birmingham, Alabama
 Founded: 1970
 Web Page: www.gulfsouthconference.org
 Phone: (205) 991-9880
 Fax: (205) 437-0505
 Commissioner: Nathan N. Salant, Esq.
 Senior Woman Administrator: Andrea Anderson
 Assistant Commissioner (SID): Michael Anderson
 E-mail: gscsid@mindspring.com
 Assistant SID: Michael Banks
 E-mail: banks@highspd.net
 Assistant SID: Eric SanInocencio
 E-mail: gscassistantsid@mindspring.com





**Delta State Statesmen
2008 Gulf South Conference Baseball Champions**



2009 GSC BASEBALL

2009 GSC Baseball Composite Schedule	6-10
2009 GSC Preview	11-12
GSC Team Pages	13-27
East Division	13-19
University of Alabama in Huntsville	13
University of Montevallo	14
University of North Alabama	15
Valdosta State University	16
University of West Alabama	17
University of West Florida	18
University of West Georgia	19
West Division	20-27
University of Arkansas at Monticello	20
Arkansas Tech University	21
Christian Brothers University	22
Delta State University	23
Harding University	24
Henderson State University	25
Ouachita Baptist University	26
Southern Arkansas University	27
2008 GSC Baseball Year in Review	28-34
GSC Baseball History	35-62
Annual Standings	35-39
Inside The GSC Tournament	40-42
GSC in the NCAA Division II Tournament	43-47
GSC in the Pros	47
All-Time GSC Major League Baseball™ Draft Picks	48-50
All-Time All-GSC Teams	51-58
All-Time GSC All-Academic Teams	59-60
Award Winners	61
GSC All-Americans	62
GSC Baseball Record Book	63-73
Team Records	63-66
Individual Records	67-73
Coaching Records and 2008 Record Inclusions	73



**UWA Third Baseman Rob Dahlberg
2008 GSC East Player of the Year**



**DSU Second Baseman Clay Sartain
2008 First Team All-GSC**



2009 GSC BASEBALL COMPOSITE SCHEDULE

DATE	DAY	GAME	TIME	DATE	DAY	GAME	TIME
FEBRUARY							
02/01	SUN	Wisconsin-Parkside @ HSU (7,7)	Noon	02/11	WED	Freed-Hardeman @ CBU	2 pm
		SAU @ St. Edwards (9,7)	Noon			UM @ DSU (DH)	2 pm
		VSU @ Francis Marion (DH)	Noon			UNA @ Martin Methodist	2 pm
		UWA @ Columbus State (DH)	Noon			VSU @ Flagler	3 pm
		UWF @ Rollins (DH)	Noon	02/12	THU	Hendrix (Ark.) @ HU	1 pm
		Augustana (S.D.) @ ATU (7,7)	1 pm			CBU @ Union (Tenn.)	2 pm
		Georgia Southwestern @ UM (DH)	1 pm	02/13	FRI	Missouri S&T @ HSU (7,7)	10 am
		Fort Hays @ UNA (7,7)	1 pm			Truman State @ OBU	1 pm
		OBU @ Angelo State (9,7)	1 pm			VSU @ Saint Leo	6 pm
02/02	MON	Wisconsin-Parkside @ HSU (7,7)	Noon	02/14	SAT	6-SAU vs. Tampa	Noon
		SAU @ St. Edwards	Noon			Kentucky Wesleyan @ UAH (7,7)	Noon
		UWF @ Rollins	Noon			UM @ UAM (7,7)	Noon
		UWG @ Shorter (DH)	Noon			Saint Joseph's (Ind.) @ CBU (7,7)	Noon
		Georgia Southwestern @ UM	1 pm			Missouri Western @ HU (7,7)	Noon
		Fort Hays @ UNA	1 pm			Drury @ OBU (9,7)	Noon
		OBU @ Angelo State	1 pm			VSU @ Saint Leo (9,7)	Noon
		UWA @ Columbus State	1 pm			UWG @ Stillman (7,7)	Noon
		Augustana (S.D.) @ ATU	3 pm			Indianapolis @ ATU (9,7)	1 pm
02/03	TUE	Augustana (S.D.) @ HU (DH)	Noon			Bellarmino @ UNA (7,7)	1 pm
		9-VSU vs. Barry (DH)	Noon			DSU @ UWF (9,7)	3 pm
		UAM @ Texas Wesleyan (7,7)	1 pm			Tampa @ UWA	3 pm
		Bethel College @ UNA	1 pm			SAU @ UWA	6 pm
		CBU @ Rhodes	2 pm	02/15	SUN	Truman State @ HSU (7,7)	11 am
		Belhaven @ DSU	3 pm			Tampa @ UWA	5 pm
02/04	WED	Augustana (S.D.) @ HU	Noon			Kentucky Wesleyan @ UAH (7,7)	Noon
		Mobile @ UWF	5 pm			UM @ UAM (7,7)	Noon
		SAU @ LSU-Shreveport	6:30 pm			UWG @ Stillman (7,7)	Noon
02/06	FRI	Indianapolis @ UWG	Noon			Saint Joseph's (Ind.) @ CBU	1 pm
		Central Missouri @ ATU	2 pm			DSU @ UWF	1 pm
		Carson-Newman @ UM	3 pm			Missouri Western @ HU (7,7)	1 pm
		UWA @ Georgia Southwestern	4 pm			Bellarmino @ UNA	1 pm
		UWF @ Flagler	7 pm			Drury @ OBU	1 pm
02/07	SAT	UWF @ Flagler	10 am			6-SAU vs. Tampa	2 pm
		Central Oklahoma @ UAM (7,7)	Noon			Brescia (Ky.) @ CBU	2:30 pm
		3-DSU vs. Pfeiffer	Noon			SAU @ UWA	5 pm
		Tarleton State @ HSU (9,7)	Noon	02/16	MON	Northwest Missouri St. @ ATU (9,7)	2 pm
		Missouri Western @ OBU (9,7)	Noon	02/17	TUE	Jarvis Christian @ UAM (7,7)	Noon
		Indianapolis @ UWG (DH)	Noon			Shorter @ UWG	Noon
		Drury @ UAH (DH)	1 pm			Lambuth @ CBU	1 pm
		Central Missouri @ ATU	1 pm			UNA @ HU (7,7)	1 pm
		Carson-Newman @ UM (DH)	1 pm			OBU @ East Central (Okla.) (7,7)	1 pm
		SAU @ UNA (7,7)	1 pm	02/18	WED	Northwest Missouri State @ HSU (7,7)	Noon
		UWA @ Georgia Southwestern (DH)	1 pm			LeMoyne-Owen @ CBU	1 pm
		11-UWF vs. Florida Southern	2 pm			Augusta State @ UWG	1 pm
		DSU @ North Georgia	3 pm			Stillman @ UWA	2 pm
		Florida Tech @ VSU	3 pm			Georgia Southwestern @ VSU	3:30 pm
02/08	SUN	11-UWF vs. Florida Southern	10 am			DSU @ William Carey	4 pm
		Florida Tech @ VSU (DH)	11 am			Florida Southern @ UWF	6 pm
		Drury @ UAH (DH)	Noon	02/20	FRI	HSU @ Missouri S&T (7,7)	Noon
		Central Oklahoma @ UAM	Noon			Wayne State (Mich.) @ UWG (DH)	Noon
		DSU @ North Georgia	Noon			Florida Southern @ DSU	3 pm
		Missouri Western @ OBU (9,7)	Noon			OBU @ UWA	3 pm
		Indianapolis @ UWG	Noon			VSU @ Nova Southeastern	5 pm
		Central Missouri @ ATU	1 pm			Quincy (Ill.) @ UWF	5 pm
		Tarleton State @ HSU	1 pm			Northwest Missouri State @ SAU	6 pm
		SAU @ UNA (7,7)	1 pm	02/21	SAT	OBU @ UWA	11 am
		UWA @ Georgia Southwestern	1 pm			HU @ UAH (DH)	Noon
02/10	TUE	HSU @ Southeastern Oklahoma (7,7)	Noon			UNA @ UAM (9,7)	Noon
		Southwest Baptist @ ATU (7,7)	2 pm			Robert Morris-Springfield @ CBU (9,7)	Noon
						13-HSU vs. Augustana (S.D.) (7,7)	Noon



2009 GSC BASEBALL COMPOSITE SCHEDULE

Schedule Legend

1-Heffington Optical Festival Tournament
Meador Park (Springfield, Mo.)

2-Christian Brothers High School (Memphis, Tenn.)

3-Bob Stein Stadium (Dahlonega, Ga.)

4-Trustmark Park (Jackson, Miss.)

5-First Tennessee Field (Cordova, Tenn.)

6-Tartt Field (Livingston, Ala.)

7-Rab Rodgers Field (Arkadelphia, Ark.)

8-The Gabe (McKinney, Texas)

9-Alford Stadium (Winter Park, Fla.)

10-College Baseball Jamboree
Ormond Beach Complex (Ormond Beach, Fla.)

11-Flagler Stadium (St. Augustine, Fla.)

12-Gary Hogan Field (Little Rock, Ark.)

13-S&T Field (Rolla, Mo.)

14-RussMatt Invitational
Chain of Lakes Park, Field 2 (Winter Haven, Fla.)

15-RussMatt Invitational
Chain of Lakes Park, Stadium (Winter Haven, Fla.)

*Schedule as of 3/2/2009

GSC BASEBALL TOURNAMENT SCHEDULE

(May 2-6, 2009, USA Stadium, Millington, Tenn.)

DAY ONE

9:30 am Game 1 East #3 vs. West #2
1:00 pm Game 2 West #4 vs. East #1
4:15 pm Game 3 East #4 vs. West #1
7:30 pm Game 4 West #3 vs. East #2

DAY TWO

9:30 am Game 5 Loser-Game 1 vs. Loser-Game 2
(Loser eliminated)
1:00 pm Game 6 Winner-Game 1 vs. Winner-Game 2
4:15 pm Game 7 Loser-Game 3 vs. Loser-Game 4
(Loser eliminated)
7:30 pm Game 8 Winner-Game 3 vs. Winner-Game 4

DAY THREE

12:00pm Game 9 Winner-Game 7 vs. Loser-Game 6
4:00 pm Game 10 Winner-Game 5 vs. Loser-Game 8
7:30 pm Game 11 Winner-Game 6 vs. Winner-Game 8

*DAY FOUR

1:00 pm Game 12 Loser-Game 11 vs. Winner-Game 9 or 10
4:30 pm Game 13 Winner-Game 11 vs. Winner-Game 9 or 10

*DAY FIVE

If **THREE** teams remain:

1:00 pm Game 14 Winner-Game 12 vs. Winner-Game 13
4:30 pm Game 15 Winner-Game 14 vs. Loser-Game 12

If **TWO** teams remain:

1:00 pm Game 14 Winner-Game 12 vs. Winner-Game 13
4:30 pm Game 15 If necessary, rematch of Game 14

***NOTE:** After Game 11, one team is 3-0 and three teams are 2-1. The teams are matched for games 12 and 13 so that the 3-0 team plays the team it has not yet played. If there are two such teams, it is matched up so that the other pair of teams also have not yet played each other in the Tournament. If the undefeated team has played everyone, but two 2-1 teams have not yet played, those two 2-1 teams are matched against each other, which means that the undefeated team faces a team it previously played in the Tournament, regardless of when they played. If the teams have all already played each other once, the 3-0 team re-matches the team it played earliest in the Tournament.



2009 GSC BASEBALL PREVIEW



2009 PRESEASON COACHES' POLL

Birmingham, Ala. — For the eighth time in nine years,

Delta State is again the favorite as the GSC Baseball Preseason Champion and are also picked to win the West Division crown.

No. 12 DSU was not a unanimous choice for West Division Champions as **No. 6 Southern Arkansas** received only four less points than the Statesmen. **No. 9 Ouachita Baptist** was selected third with 36 points followed by **Harding** (28 points), **Arkansas Tech** (26), **Henderson State** (21), **Christian Brothers** (11) and **Arkansas-Monticello** (10).

After winning the East Division last year, **No. 21 Valdosta State** was a unanimous selection to repeat while **No. 25 West Alabama** is picked to finish second with 30 points. **North Alabama** (24) finished third followed by **West Florida** (22), **Montevallo** (17), **Alabama-Huntsville** (10) and **West Georgia** (8).

GSC TOURNAMENT CHAMPIONS

School	Votes
Delta State	7
Valdosta State	5
Southern Arkansas	3

EAST DIVISION

School	Points
Valdosta State (6)	36
West Alabama (1)	30
North Alabama	24
West Florida	22
Montevallo	17
Alabama-Huntsville	10
West Georgia	8

WEST DIVISION

School	Points
Delta State (6)	48
Southern Arkansas (2)	44
Ouachita Baptist	36
Harding	28
Arkansas Tech	26
Henderson State	21
Christian Brothers	11
Arkansas-Monticello	10

*The Head Coaches voted on this poll. Teams from the East received 6 points for a first place vote, 5 for a second place vote, etc. In the West, teams received 7 points for a first place vote, 6 for a second place vote, etc. The Head Coaches then cast one vote for the overall champion and were not allowed to vote for their own squads. First-place votes in ().

TOP NEWCOMERS

EAST DIVISION

POS	NAME	SCHOOL
RHP	Chase Earl	Alabama-Huntsville
C	Christopher Parkman	Alabama-Huntsville
OF	Jovan Pickett	Alabama-Huntsville
LHP	Kyle Johanson	Montevallo
LHP	Caleb McLeod	Montevallo
OF	Chris Sosebee	Montevallo
OF	Will Campbell	North Alabama
RHP	Mitch Handley	North Alabama
1B/P	Chase Porch	North Alabama
LHP	Matt Costello	Valdosta State
OF	Brandon Decker	Valdosta State
RHP	Ross Gusky	Valdosta State
INF	Bryan Mason	West Alabama
LHP	Dom Sapp	West Alabama
LHP	Trevor Zugmaier	West Alabama
RHP	Dustin Brenton	West Florida
RHP	Kevin Johnson	West Florida
LHP	Ryan Sorce	West Florida
1B	Daniel Henley	West Georgia
RHP	Chad Reeves	West Georgia
RHP	Corey Watts	West Georgia

WEST DIVISION

POS	NAME	SCHOOL
1B	Richard Atwood	Arkansas-Monticello
P/3B	Tyler Henry	Arkansas-Monticello
C	Blain Ivey	Arkansas-Monticello
SP	Blaine Sims	Arkansas Tech
SP	Karyle Whitley	Arkansas Tech
OF	Chad Wynn	Arkansas Tech
SS	David Clayton	Christian Brothers
LHP	Mitch Porwoll	Christian Brothers
3B	Alan Wright	Christian Brothers
3B/1B	Kellen Bozeman	Delta State
OF/1B	Cade Hoggard	Delta State
P/DH	David Mooney	Delta State
P	Kyle Cline	Harding
INF/P	Josh Creveling	Harding
1B	Scott Sammons	Harding
RHP	Todd Bryan	Henderson State
INF	John Waylock	Henderson State
OF	Richie Wood	Henderson State
OF	Kevin Bird	Ouachita Baptist
C	Derek Dibbens	Ouachita Baptist
P/1B	Will Gowdy	Ouachita Baptist
OF	Joey Register	Southern Arkansas
RHP	Matt Speake	Southern Arkansas
SS	Andrew Whittington	Southern Arkansas

Collegiate Baseball Newspaper's Preseason Top 40

1. Mount Olive	13. Ashland	25. West Alabama	t-36. Lynn
2. Tampa	14. Franklin Pierce	26. Northern Kentucky	38. Minnesota St.-Mankato
3. Central Missouri	15. West Chester	27. Mesa State	39. Mansfield
4. U.C.-San Diego	16. Florida Southern	28. St. Mary's	t-40. Bellarmine
5. Columbus State	17. North Georgia	29. Catawba	t-40. Cal. St.-Los Angeles
6. Southern Arkansas	18. Angelo State	30. Western Oregon	
7. Cal. State-Chico	19. Grand Valley State	31. St. Joseph's (Ind.)	
8. Emporia State	20. Wayne State (Neb.)	32. West Virginia State	
9. Ouachita Baptist	21. Valdosta State	33. Francis Marion	
10. South Carolina - Aiken	22. Tusculum	t-34. Florida Tech	
11. Abilene Christian	23. Shippensburg	t-34. Carson-Newman	
12. Delta State	24. Cal. St.-Stanislaus	t-36. Erskine	

Also Receiving Votes:

North Alabama 2, West Florida 2

GSC Teams in **BOLD**



2009 GSC BASEBALL PREVIEW

2009 PRESEASON ALL-GSC

EAST DIVISION

POS	NAME	SCHOOL	YEAR	B/T	HT	WT	HOMETOWN
C*	Chase Blackwood	VSU	SR	R/R	5-10	200	Taft, Calif.
1B*	Jud Jones	UWG	SR	R/R	5-11	220	La Grange, Ga.
2B*	Jeremy Finney	UWA	SR	R/R	5-7	175	Memphis, Tenn.
3B	Rob Dahlberg	UWA	SR	R/R	6-0	200	Gilbertown, Ala.
SS*	Nick Wheeler	UWA	SR	R/R	6-1	205	Hokes Bluff, Ala.
SS	Cole Mitchell	UNA	SR	R/R	6-1	180	Lester, Ala.
SS	Jon Koenigsfeld	VSU	JR	R/R	5-11	170	New Port Richey, Fla.
OF*	Jeffrey Ritter	UNA	SR	R/R	6-0	195	Detroit, Mich.
OF*	Blaine Wilson	VSU	SR	R/R	6-2	220	Santa Maria, Calif.
OF	Qualon Millender	UNA	SR	S/R	5-9	165	Talladega, Ala.
SP	Mike Schmitt	UWA	SR	R/R	6-0	165	Cheyenne, Wyo.
SP*	Glen Lemke	VSU	JR	S/R	6-5	210	Leavenworth, Kan.
SP	Brennen Auerbach	UNA	SR	R/R	6-1	195	Olathe, Kan.
SP	Matt Hill	UWA	SR	R/R	6-4	210	D'Iberville, Miss.
SP	Josh Varner	UWA	SO	R/R	6-4	205	Brandon, Miss.
RP	Brian Burgess	UWA	SO	R/R	6-1	190	Huntsville, Ala.

WEST DIVISION

POS	NAME	SCHOOL	YEAR	B/T	HT	WT	HOMETOWN
C	Brandon Graves	SAU	SR	R/R	6-0	205	Hewitt, Texas
1B	Joe Kaminski	CBU	JR	R/R	6-4	225	Sherwood, Ark.
1B	Robert Gilbert	HSU	JR	L/R	6-0	205	Jasper, Texas
2B	Clay Sartain	DSU	SR	R/R	5-9	195	Horn Lake, Miss.
2B	Cannon Lester	SAU	JR	R/R	5-11	185	El Dorado, Ark.
3B*	Rudy Jovanovski	OBU	SR	R/R	6-1	200	Sterling Heights, Mich.
3B	Tony Sanchez	ATU	SR	L/R	5-7	183	Mesquite, Texas
3B*	James Schroeder	SAU	SR	R/R	6-0	205	Montgomery, Texas
SS	Devin Goodwin	DSU	SR	R/R	5-10	185	Russellville, Ala.
OF*	Jeremy Saucedo	HSU	SR	R/R	5-7	175	Corpus Christi, Texas
OF	Blake Lockwood	OBU	SR	L/R	6-1	170	Stuttgart, Ark.
SP	Korey Cunningham	DSU	SR	R/R	6-2	210	Clinton, Miss.
SP	Hayden Simpson	SAU	SO	R/R	6-0	170	Magnolia, Ark.
SP*	Chris Brown	HSU	SR	R/R	5-10	150	Little Rock, Ark.
SP*	Chase Baran	OBU	SR	L/L	6-2	195	Boyd, Texas
RP	Levi Bishop	DSU	SR	L/L	5-8	165	Saltville, Miss.

NOTE: The 2009 Preseason All-GSC Baseball Team consists of all returning First and Second Team players from the 2008 All-GSC Team. 2008 First Team All-GSC in **BOLD**; *--2008 Top Newcomers

Ping! Baseball's Preseason Top 30

- | | |
|-----------------------------|-------------------------|
| 1. Delta State | 16. Nebraska-Omaha |
| 2. Mount Olive | 17. St. Mary's |
| 3. Tampa | 18. Sonoma State |
| 4. Central Missouri | 19. West Virginia State |
| 5. Ouachita Baptist | 20. Grand Valley State |
| 6. South Carolina - Aiken | 21. West Chester |
| 7. Emporia State | 22. Ashland |
| 8. Southern Arkansas | 23. Erskine |
| 9. West Alabama | 24. Northern Kentucky |
| 10. Cal. State-Chico | 25. St. Joseph's (Ind.) |
| 11. Franklin Pierce | 26. Western Oregon |
| 12. U.C.-San Diego | 27. Mesa State |
| 13. Abilene Christian | 28. Caldwell (N.J.) |
| 14. Tusculum | 29. Cal. St.-Stanislaus |
| 15. Columbus State | 30. Shippensburg |

GSC Teams in **BOLD**

NCBWA's Preseason Top 25

- | | |
|-----------------------------|---|
| 1. Mount Olive | 16. Ashland |
| 2. Tampa | 17. UC-San Diego |
| 3. Central Missouri | 18. West Chester |
| 4. Cal State-Chico | 19. Wayne St. (Neb.) |
| 5. Delta State | 20. Emporia State |
| 6. Columbus St. | 21. West Virginia State |
| 7. Sonoma State | 22. Florida Southern |
| 8. Abilene Christian | 23. Catawba |
| 9. Southern Arkansas | 24. Western Oregon |
| t-10. Grand Valley State | t-25. Northern Kentucky |
| t-10. Shippensburg | t-25. West Alabama |
| 12. Mesa State | |
| 13. South Carolina-Aiken | |
| 14. Ouachita Baptist | <i>Also Receiving Votes: Valdosta State (4)</i> |
| 15. Saint Mary's | |

Baseball America Top 10 2009 Draft Prospects

9. Matt Speake, RHP, SAU

GSC EAST DIVISION TEAM PAGES

UNIVERSITY OF ALABAMA in HUNTSVILLE

Coaching Information

Head Coach:
Lowell Mooneyham
Alma Mater (Yr.):
Alabama-Huntsville (2000)
Record at UAH:
71-125 (4 years)
Overall Record:
Same
Coach's Office Phone:
(256) 824-2197
Best Time to Call:
Mornings
Assistant Coach:
Hunter Royer



Head Coach
Lowell Mooneyham



Senior OF
Luke Putnam



Quick Facts

Location: Huntsville, Ala.
Enrollment: 7,100
President: Dr. David Williams
Athletic Director: Jim Harris
Colors: Royal Blue & White
Nickname: Chargers
Home Field: Joe Davis Stadium (10,000)
Dimensions: L-345, C-405, R-330
SID: Jamie Gilliam (Baseball Contact)
SID Office Phone: (256) 824-2201
SID Office Fax: (256) 824-6947
SID E-mail: jamie.gilliam@email.uah.edu
Web Page: www.uahchargers.com
Press Box Phone: (256) 882-2568

Team Information

2008 Overall Record: 21-30
2008 GSC Record: 6-11 (5th-East)
Starters Returning/Lost: 4/5
Lettermen Returning/Lost: 13/14

2009 Chargers' Schedule

DATE	OPPONENT	TIME
Feb 07	Drury (DH)	1 pm
Feb 08	Drury (DH)	Noon
Feb 14	Kentucky Wesleyan (DH)	Noon
Feb 15	Kentucky Wesleyan (DH)	Noon
Feb 21	Harding	Noon
Feb 22	Harding	Noon
Feb 24	Delta State	2 pm
Feb 28	at Arkansas Tech (DH)	1 pm
Mar 01	at Arkansas Tech (DH)	Noon
Mar 07	at Stillman (DH)	Noon
Mar 08	at Stillman (DH)	Noon
Mar 14	at West Alabama (9,7)	4 pm
Mar 15	at West Alabama	1 pm
Mar 17	Covenant College (Ga.)	6 pm
Mar 21	Valdosta State (9,7)	1 pm
Mar 22	Valdosta State	1 pm
Mar 24	at North Georgia	7 pm
Mar 26	Miles	4 pm
Apr 04	at Montevallo (9,7)	1 pm
Apr 05	at Montevallo	1 pm
Apr 07	at Alabama A&M	2 pm
Apr 10	West Florida (9,7)	2 pm
Apr 11	West Florida	1 pm
Apr 18	at West Georgia (9,7)	Noon
Apr 19	at West Georgia	Noon
Apr 22	Arkansas-Monticello (DH)	1 pm
Apr 25	North Alabama (9,7)	1 pm
Apr 26	North Alabama	1 pm
May 2 - 6	GSC Tournament--Millington, Tenn.	

All Times CST (DH) Doubleheader GSC Games in **BOLD**

2008 Results (21-30, 6-11 GSC)

DATE	OPPONENT	RESULT
Feb 01	at Flagler	L 9-10
Feb 02	at Flagler	L 2-6; L 0-6
Feb 03	at Flagler	W 8-1
Feb 09	#22 Ga. College & St.	L 3-14 (7); L 10-11
Feb 10	#22 Ga. College & St.	L 11-12
Feb 15	1-@ West Florida	W 6-2
Feb 16	1-vs. Ga. Southwestern	W 13-3 (7)
Feb 17	1-vs. Flagler	W 7-0 (6)
Feb 19	Reinhardt College	W 11-10
Feb 20	Stillman College	L 5-8
Feb 23	at Harding	W 5-4 (8); L 5-6 (8)
Feb 24	at Harding	L 9-10 (7); L 0-4 (7)
Feb 27	Miles College	W 16-5 (7)
Mar 01	Arkansas Tech	W 3-2 (7); W 4-3 (7)
Mar 02	Arkansas Tech	W 10-5 (7); L 4-9 (7)
Mar 05	at Stillman	L 12-16
Mar 09	#14 Southern Arkansas	L 0-11 (7); L 1-12 (7)
Mar 11	#6 Delta State	W 6-5
Mar 12	#6 Delta State	W 6-5
Mar 15	#3 West Alabama	L 2-11
Mar 16	#3 West Alabama	L 1-2; L 2-3 (7)
Mar 18	at Covenant	W 5-3; W 9-5 (7)
Mar 21	at Valdosta State	L 0-5
Mar 22	at Valdosta State	L 2-13 (7); L 3-6 (7)
Mar 26	#23 Ouachita Baptist	L 1-8 (7); L 1-5 (7)
Apr 02	at North Georgia	L 6-12
Apr 05	2-Montevallo	L 5-8
Apr 06	2-Montevallo	L 3-6; L 0-5
Apr 09	at Miles	W 9-5
Apr 12	at West Florida	W 12-4; W 5-4 (8)
Apr 13	at West Florida	W 9-6
Apr 16	at #6 Delta State	L 9-16 (7); L 3-16 (7)
Apr 19	West Georgia	W 6-5; W 11-5 (7)
Apr 20	West Georgia	W 8-5
Apr 26	at North Alabama	L 4-10; L 2-6 (7)

GSC Games in **BOLD**
1-UWF Tourney (Pensacola, Fla.)
2-Calhoun Community College (Decatur, Ala.)



GSC EAST DIVISION TEAM PAGES

UNIVERSITY OF MONTEVALLO

Coaching Information

Head Coach:
John Jarnagin
Alma Mater (Yr.):
Liberty University (1981)
Record at UM:
36-25 (1 year)
Overall Record:
299-411-2 (13 years)
Coach's Office Phone:
(205) 665-6761
Best Time to Call:
Mornings
Assistant Coach:
Jeff Smith



Head Coach
John Jarnagin



Senior OF
Jeremy Jones



Quick Facts

Location: Montevallo, Ala.
Enrollment: 3,100
President: Dr. Philip C. Williams
Athletic Director: Jim Herlihy
Colors: Purple & Gold
Nickname: Falcons
Home Field: Kermit A. Johnson Field (1,500)
Dimensions: L-325, C-380, R-330
SID: Sean Forrester
SID Office Phone: (205) 665-6606
SID Office Fax: (205) 665-6587
SID E-mail: sforrester1@montevallo.edu
Web Page: www.montevallo.edu/athletics
Press Box Phone: (205) 540-6238

Team Information

2008 Overall Record: 36-25
2008 GSC Record: 12-6 (3rd-East)
Starters Returning/Lost: 4/8
Lettermen Returning/Lost: 12/16

2009 Falcons' Schedule

DATE	OPPONENT	TIME
Feb 01	Georgia Southwestern State (DH)	1 pm
Feb 02	Georgia Southwestern State	1 pm
Feb 06	Carson-Newman	3 pm
Feb 07	Carson-Newman (DH)	1 pm
Feb 10	at Delta State	3 pm
Feb 11	at Delta State	3 pm
Feb 14	at Arkansas-Monticello (7,7)	Noon
Feb 15	at Arkansas-Monticello (7,7)	Noon
Feb 21	Kentucky Wesleyan (DH)	Noon
Feb 22	Kentucky Wesleyan (DH)	Noon
Feb 25	at North Georgia	2 pm
Feb 27	Bluefield State (W. Va.)	3 pm
Feb 28	Bluefield State (W. Va.) (DH)	1 pm
Mar 03	Urbana (Ohio)	3 pm
Mar 04	Urbana (Ohio)	3 pm
Mar 07	Ouachita Baptist (DH)	1 pm
Mar 08	Ouachita Baptist	1 pm
Mar 10	Columbia Union (DH)	2 pm
Mar 11	Columbia Union	3 pm
Mar 14	at West Florida (9,7)	2 pm
Mar 15	at West Florida	1 pm
Mar 21	West Alabama (9,7)	1 pm
Mar 22	West Alabama	1 pm
Mar 25	Stillman	3 pm
Mar 28	at North Alabama (9,7)	1 pm
Mar 29	at North Alabama	1 pm
Apr 04	Alabama-Huntsville (9,7)	1 pm
Apr 05	Alabama-Huntsville	1 pm
Apr 07	Columbus State	3 pm
Apr 08	at Stillman	3 pm
Apr 11	at West Georgia (9,7)	Noon
Apr 12	at West Georgia	Noon
Apr 14	Delta State	6:30 pm
Apr 15	Delta State	3 pm
Apr 18	Valdosta State (9,7)	1 pm
Apr 19	Valdosta State	1 pm
Apr 21	at Columbus State	4 pm
Apr 24	at Georgia College & State	6 pm
Apr 25	at Georgia College & State (DH)	1 pm
May 2 - 6	GSC Tournament--Millington, Tenn.	

All Times CST

(DH) Doubleheader

GSC Games in **BOLD**

2008 Results (36-25, 12-6 GSC)

DATE	OPPONENT	RESULT
Feb 02	at Ga. Southwestern	W 15-8; W 4-1 (7)
Feb 03	at Ga. Southwestern	W 3-0
Feb 10	at Stillman	W 18-6 (7); W 10-1 (6)
Feb 12	#17 Columbus State	L 2-9 (8)
Feb 16	Drury (Mo.)	L 4-5 (7); W 4-2 (9)
Feb 19	at #8 Ga. College & St.	L 1-2
Feb 23	at #13 Southern Ark.	L 2-12; L 2-8 (7)
Feb 24	at #13 Southern Ark.	L 5-6 (11)
Feb 27	Missouri Western	W 10-9 (8); L 3-5 (7)
Feb 28	Missouri Western	W 6-5
Mar 01	Arkansas-Monticello	W 26-1; W 18-1 (7)
Mar 02	Arkansas-Monticello	W 13-3 (7)
Mar 05	Alabama A&M	W 12-2 (7); W 7-2 (7)
Mar 08	Christian Brothers	W 17-2
Mar 09	Christian Brothers	W 8-5 (7); W 5-1 (7)
Mar 11	Tusculum	L 3-12
Mar 12	Bellarmine	L 2-10 (7); W 7-6 (7)
Mar 15	West Florida	L 1-14 (7); W 12-11 (7)
Mar 16	West Florida	W 8-6
Mar 18	at #13 Columbus St.	L 8-11
Mar 21	at #2 West Alabama	L 2-12 (7); W 2-1 (10)
Mar 22	at #2 West Alabama	L 13-14
Mar 25	at Tusculum	L 2-9
Mar 26	at Tusculum	L 5-7
Mar 29	North Alabama	L 4-7; W 4-3 (7)
Mar 30	North Alabama	W 6-1
Apr 02	at Bellarmine	L 0-10
Apr 05	1-at Ala.-Huntsville	W 8-5
Apr 06	1-at Ala.-Huntsville	W 6-3; W 5-0 (7)
Apr 08	#6 Delta State	L 7-9
Apr 09	#6 Delta State	L 8-9
Apr 12	West Georgia	W 8-6; W 9-3 (7)
Apr 13	West Georgia	W 15-8
Apr 16	2-West Florida	W 16-6 (8)
Apr 19	at #18 Valdosta St.	L 7-8; L 0-1 (7)
Apr 20	at #18 Valdosta St.	W 2-1
Apr 22	at #25 Ouachita Baptist	L 2-6 (7); L 4-6 (7)
Apr 26	Oakland City (Ind.)	W 11-1 (8); W 4-0 (7)
Apr 27	Oakland City (Ind.)	W 9-2 (7)
May 03	3-vs. #7 Southern Ark.	W 12-3
May 04	3-vs. #11 Valdosta St.	W 6-5 (10)
May 05	3-vs. #2 Delta State	W 11-2
May 06	3-vs. #7 Southern Ark.	L 1-3
May 07	3-vs. #2 Delta State	L 5-7

GSC Games in **BOLD**; 1-Calhoun Community College (Decatur, Ala.); 2-Paterson Field (Montgomery, Ala.); 3-GSC Tournament (Millington, Tenn.)

GSC EAST DIVISION TEAM PAGES



UNIVERSITY OF NORTH ALABAMA

Coaching Information

Head Coach:
Mike Keehn
Alma Mater (Yr.):
Nebraska-Kearney (1985)
Record at UNA:
First Year
Overall Record:
First Year
Coach's Office Phone:
(256) 765-4615
Best Time to Call:
Mornings
Assistant Coach:
Matt Hancock



Head Coach
Mike Keehn



Senior OF
Jeffery Ritter



Quick Facts

Location: Florence, Ala.
Enrollment: 7,300
President: Dr. William Cale
Athletic Director: Mark Linder
Colors: Purple & Gold
Nickname: Lions
Home Field: Mike Lane Field (750)
Dimensions: L-330, C-385, R-320, A-410
SID: Jeff Hodges
SID Office Phone: (256) 765-4595
SID Office Fax: (256) 765-4659
SID E-mail: sportsinformation@una.edu
Web Page: www.roarlions.com
Press Box Phone: (256) 765-5576; 5575

Team Information

2008 Overall Record: 29-21
2008 GSC Record: 8-9 (4th-East)
Starters Returning/Lost: 6/3
Lettermen Returning/Lost: 16/11

2009 Lions' Schedule

DATE	OPPONENT	TIME
Feb 01	Fort Hays (7,7)	1 pm
Feb 02	Fort Hays	1 pm
Feb 03	Bethel College (7,7)	1 pm
Feb 07	Southern Arkansas (7,7)	1 pm
Feb 08	Southern Arkansas (7,7)	1 pm
Feb 11	at Martin Methodist	2 pm
Feb 14	Bellarmino (7,7)	1 pm
Feb 15	Bellarmino	1 pm
Feb 17	at Harding (7,7)	1 pm
Feb 21	at Arkansas-Monticello (9,7)	1 pm
Feb 22	at Arkansas-Monticello	Noon
Feb 24	Christian Brothers	Noon
Feb 28	Urbana	1 pm
Mar 01	Urbana (7,7)	Noon
Mar 03	at Delta State	2 pm
Mar 04	at Delta State	2 pm
Mar 07	Henderson State (9,7)	1 pm
Mar 08	Henderson State	1 pm
Mar 10	Harding (7,7)	1 pm
Mar 14	at West Georgia (9,7)	1 pm
Mar 15	at West Georgia	1 pm
Mar 17	Arkansas-Monticello (7,7)	2 pm
Mar 21	West Florida (9,7)	1 pm
Mar 22	West Florida	1 pm
Mar 24	at Ouachita Baptist	1 pm
Mar 25	1-Southern Arkansas	1 pm
Mar 28	Montevallo (9,7)	1 pm
Mar 29	Montevallo	1 pm
Mar 31	Lambuth	3 pm
Apr 04	Quincy (7,7)	1 pm
Apr 05	Quincy	1 pm
Apr 07	at Christian Brothers	1 pm
Apr 10	at Valdosta State (9,7)	2 pm
Apr 11	at Valdosta State	1 pm
Apr 14	Ouachita Baptist (7,7)	1 pm
Apr 18	West Alabama (9,7)	1 pm
Apr 19	West Alabama	1 pm
Apr 21	Martin Methodist	6 pm
Apr 25	at Alabama-Huntsville (9,7)	1 pm
Apr 26	at Alabama-Huntsville	1 pm
May 2 - 6	GSC Tournament--Millington, Tenn.	

2008 Results (29-21; 8-9 GSC)

DATE	OPPONENT	RESULT
Feb 09	Arkansas-Monticello	W 13-2 (7); W 18-4 (7)
Feb 10	Arkansas-Monticello	W 14-4 (7)
Feb 16	Bellarmino	L 1-4 (7); W 8-3 (7)
Feb 17	Bellarmino	W 8-4
Feb 19	at Martin Methodist	W 16-6
Feb 23	Kentucky-Wesleyan	W 13-3 (7); W 6-2
Feb 24	Kentucky-Wesleyan	L 5-6 (8); W 8-6 (7)
Feb 27	#4 Delta State	L 3-7
Mar 01	Harding	W 11-1 (8); W 10-7 (7)
Mar 02	Harding	W 11-8
Mar 05	at #2 Ouachita Baptist	L 3-4 (9); L 3-4 (7)
Mar 10	Bethel	W 14-2 (7)
Mar 11	Alabama	L 2-17 (7)
Mar 12	Christian Brothers	W 15-1 (7)
Mar 15	West Georgia	L 9-10
Mar 16	West Georgia	W 12-3; W 5-2 (7)
Mar 18	Faulkner	W 9-3
Mar 21	at West Florida	L 1-4; L 9-11 (7)
Mar 22	at West Florida	W 12-5
Mar 25	at Harding	L 0-2 (7); L 3-4 (7)
Mar 29	Montevallo	W 7-4; L 3-4 (7)
Mar 30	Montevallo	L 1-6
Apr 05	#26 Catawba	L 0-2 (7); W 2-0 (7)
Apr 06	#26 Catawba	W 8-7
Apr 08	#21 Ouachita Baptist	L 7-8 (7); W 7-6 (7)
Apr 12	#18 Valdosta State	W 15-5 (7); L 2-6 (7)
Apr 13	#18 Valdosta State	L 2-4
Apr 15	Martin Methodist	W 12-5
Apr 16	Lambuth	W 10-7
Apr 19	at #19 West Alabama	L 3-4; W 8-6 (7)
Apr 20	at #19 West Alabama	L 5-8
Apr 23	Union University	W 3-2
Apr 26	Alabama-Huntsville	W 10-4; W 6-2 (7)
May 03	1-vs. #2 Delta State	L 2-6
May 04	1-vs. #12 West Alabama	L 5-11

GSC Games in **BOLD**
1-GSC Tournament (Millington, Tenn.)

All Times CST (#) Innings in Doubleheader GSC Games in **BOLD**
1-Rab Rodgers Field (Arkadelphia, Ark.)



GSC EAST DIVISION TEAM PAGES

VALDOSTA STATE UNIVERSITY

Coaching Information

Head Coach:
Greg Guilliams
Alma Mater (Yr.):
Ohio Dominican (1984)
Record at VSU:
36-18-1 (1 year)
Overall Record:
697-274-1 (17 years)
Coach's Office Phone:
(229) 259-5562
Best Time to Call:
Mornings
Assistant Coaches:
Todd Guilliams, Mike Croley



Head Coach
Greg Guilliams



Senior C
Chase Blackwood



Quick Facts

Location: Valdosta, Ga.
Enrollment: 11,800
President: Dr. Patrick J. Schloss
Athletic Director: Herb Reinhard
Colors: Red & Black
Nickname: Blazers
Home Field: Billy Grant Field (1,100)
Dimensions: L-330, LC-365, C-400, RC-367, R-332
SID: Shawn Reed
SID Office Phone: (229) 333-5903
SID Office Fax: (229) 333-5972
SID E-mail: msreed@valdosta.edu
Web Page: www.vstateblazers.com
Press Box Phone: (229) 245-3864

Team Information

2008 Overall Record: 36-18-1
2008 GSC Record: 13-4 (1st-East)
Starters Returning/Lost: 6/2
Lettermen Returning/Lost: 11/17

2009 Blazers' Schedule

DATE	OPPONENT	TIME
Feb 01	at Francis Marion (DH)	Noon
Feb 03	1-vs. Barry (DH)	Noon
Feb 07	Florida Tech	2 pm
Feb 08	Florida Tech (DH)	11 am
Feb 11	at Flagler	3 pm
Feb 13	at St. Leo	6 pm
Feb 14	at St. Leo (DH)	Noon
Feb 18	Georgia Southwestern	3:30 pm
Feb 20	at Nova Southeastern	5 pm
Feb 21	at Nova Southeastern (DH)	Noon
Feb 22	at Nova Southeastern	11 am
Feb 25	Georgia College & State	3:30 pm
Feb 28	Tampa (DH)	Noon
Feb 29	Tampa	Noon
Mar 03	at Georgia Southwestern	4 pm
Mar 07	Tiffin	3 pm
Mar 08	Tiffin (DH)	Noon
Mar 10	2-vs. St. Francis (Ind.)	1 pm
Mar 10	2-vs. St. Francis (Ill.)	4 pm
Mar 11	at Georgia Southwestern	4 pm
Mar 13	Flagler	6 pm
Mar 14	Flagler (DH)	Noon
Mar 17	at North Georgia	3 pm
Mar 18	at North Georgia	3 pm
Mar 21	at Alabama-Huntsville (9,7)	1 pm
Mar 22	at Alabama-Huntsville	1 pm
Mar 25	Albany State	3:30 pm
Mar 28	at West Alabama (9,7)	4 pm
Mar 29	at West Alabama	1 pm
Apr 01	at Georgia College & State	3:30 pm
Apr 04	West Georgia (9,7)	Noon
Apr 05	West Georgia	Noon
Apr 10	North Alabama (9,7)	2 pm
Apr 11	North Alabama	Noon
Apr 14	at Albany State	4 pm
Apr 15	at Columbus State	5 pm
Apr 18	at Montevallo (9,7)	1 pm
Apr 19	at Montevallo	1 pm
Apr 22	Savannah Coll. of Art & Design	3:30 pm
Apr 25	West Florida (9,7)	Noon
Apr 26	West Florida	Noon
May 2 - 6	GSC Tournament--Millington, Tenn.	

All Times CST (DH) Doubleheader GSC Games in **BOLD**
1-Alfond Stadium (Winter Park, Fla.)
2-College Jamboree (Ormond Beach, Fla.)

2008 Results (36-18-1; 13-4 GSC)

DATE	OPPONENT	RESULT
Feb 02	#25 Francis Marion	L 2-10; L 8-9 (7)
Feb 03	#25 Francis Marion	W 8-0
Feb 08	at Florida Tech	W 8-3
Feb 09	at Florida Tech	W 4-3; T 4-4
Feb 16	at Augusta State	L 1-6; W 4-1 (7)
Feb 17	at Augusta State	W 12-0
Feb 20	Flagler	W 14-0
Feb 23	#1 Tampa	W 6-5
Feb 24	#1 Tampa	L 2-16; L 2-3 (7)
Feb 27	Ga. Southwestern	W 9-8 (10)
Mar 01	at Florida Southern	W 5-4
Mar 02	at Florida Southern	W 3-2; L 3-10
Mar 05	Ga. College & State	W 5-2
Mar 08	Webber Intl.	W 21-7; W 4-2 (7)
Mar 11	Thomas (Ga.)	L 5-7 (8)
Mar 12	at Ga. Southwestern	L 3-4
Mar 13	1-vs. Bridgeport	W 19-1 (7)
Mar 13	1-vs. Olivet Nazarene	W 17-7 (7)
Mar 17	Brewton-Parker	W 13-2
Mar 18	North Georgia	L 3-5 (11)
Mar 19	North Georgia	L 5-7
Mar 21	Alabama-Huntsville	W 5-0
Mar 22	Alabama-Huntsville	W 13-2 (7); W 6-3 (7)
Mar 25	at Thomas (Ga.)	W 15-12
Mar 29	#3 West Alabama	W 5-1; W 3-1 (7)
Mar 30	#3 West Alabama	W 8-7
Apr 02	at Ga. College & St.	W 11-0
Apr 06	at West Georgia	L 2-14 (7); W 11-3 (7)
Apr 08	at St. Leo	L 0-4
Apr 12	at North Alabama	L 5-15 (7); W 6-2 (7)
Apr 13	at North Alabama	W 4-2
Apr 15	at Armstrong Atlantic	W 11-3
Apr 16	#7 Columbus State	L 1-6
Apr 19	Montevallo	W 8-7; W 1-0 (7)
Apr 20	Montevallo	L 1-2
Apr 22	Armstrong Atlantic St.	W 6-0
Apr 23	St. Leo	W 8-1
Apr 26	at West Florida	W 5-1 (11); W 4-3 (7)
Apr 27	at West Florida	L 6-11
May 03	2-vs. Harding	W 4-3
May 04	2-vs. Montevallo	L 5-6 (10)
May 05	2-vs. #13 UWA	W 5-1
May 06	2-vs. #2 Delta State	L 5-11

GSC Games in **BOLD**
1-College Jamboree (Ormond Beach, Fla.)
2-GSC Tournament (Millington, Tenn.)



UNIVERSITY OF WEST ALABAMA

Coaching Information

Head Coach:
Gary Rundles
Alma Mater (Yr.):
Carson-Newman (1977)
Record at UWA:
280-176 (8 years)
Overall Record:
650-453 (21 years)
Coach's Office Phone:
(205) 652-3596
Best Time to Call:
Mornings
Assistant Coaches:
David Steed; Mike Jones



**Head Coach
Gary Rundles**



**Senior 3B
Rob Dahlberg**



Quick Facts

Location: Livingston, Ala.
Enrollment: 4,888
President: Dr. Richard D. Holland
Athletic Director: E.J. Brophy
Colors: Red and White
Nickname: Tigers
Home Field: Tartt Field (600)
Dimensions: L-325, LC-375, C-395, RC-365, R-325
SID: Kyle Lewis
SID Office Phone: (205) 652-3719
SID Office Fax: (205) 652-3600
SID E-mail: klewis@uwa.edu
Web Page: athletics.uwa.edu
Press Box Phone: (205) 652-4792

Team Information

2008 Overall Record: 45-13
2008 GSC Record: 13-5 (2nd-East)
Starters Returning/Lost: 8/9
Lettermen Returning/Lost: 19/18

2009 Tigers' Schedule

DATE	OPPONENT	TIME
Feb 01	at Columbus State (DH)	Noon
Feb 02	at Columbus State	1 pm
Feb 06	at Georgia Southwestern	4 pm
Feb 07	at Georgia Southwestern (DH)	1 pm
Feb 08	at Georgia Southwestern	1 pm
Feb 14	Tampa	3 pm
Feb 14	Southern Arkansas	6 pm
Feb 15	Tampa	11 am
Feb 15	Southern Arkansas	5 pm
Feb 18	Stillman	2 pm
Feb 20	Ouachita Baptist	3 pm
Feb 21	Ouachita Baptist	11 am
Feb 21	St. Joseph (Ind.)	5 pm
Feb 22	St. Joseph (Ind.)	2 pm
Feb 25	at Stillman	2 pm
Feb 28	at Delta State (DH)	1 pm
Mar 01	at Delta State	2 pm
Mar 04	1-Harding (DH)	3 pm
Mar 07	at Arkansas-Monticello (DH)	Noon
Mar 08	at Arkansas-Monticello	1 pm
Mar 11	at William Carey	4 pm
Mar 12	Columbia Union	TBA
Mar 14	Alabama-Huntsville (9,7)	4 pm
Mar 15	Alabama-Huntsville	2 pm
Mar 17	2-vs. Delta State	6:30 pm
Mar 21	at Montevallo (9,7)	1 pm
Mar 22	at Montevallo	1 pm
Mar 25	Auburn-Montgomery	4 pm
Mar 28	Valdosta State (9,7)	4 pm
Mar 29	Valdosta State	2 pm
Apr 01	at Auburn-Montgomery	5 pm
Apr 04	at West Florida (9,7)	5 pm
Apr 05	at West Florida	1 pm
Apr 08	William Carey	6 pm
Apr 11	Talladega College (DH)	4 pm
Apr 12	Talladega College	1 pm
Apr 14	Arkansas-Monticello (DH)	1:30 pm
Apr 18	at North Alabama (9,7)	1 pm
Apr 19	at North Alabama	1 pm
Apr 22	at Stillman (DH)	2 pm
Apr 25	West Georgia (9,7)	4 pm
Apr 26	West Georgia	2 pm
May 2 - 6	GSC Tournament--Millington, Tenn.	

2008 Results (45-13; 13-5 GSC)

DATE	OPPONENT	RESULT
Feb 01	#2 Columbus State	W 7-1
Feb 02	#2 Columbus State	W 7-2
Feb 03	#2 Columbus State	W 5-4
Feb 08	Ga. Southwestern	L 6-9
Feb 09	Ga. Southwestern	W 12-1; W 12-7 (7)
Feb 10	Ga. Southwestern	W 18-7
Feb 13	William Carey	L 2-5 (7); W 9-0 (7)
Feb 17	at #10 SAU	L 4-5 (10); W 6-1 (9)
Feb 20	Auburn-Montgomery	W 4-0
Feb 23	Arkansas Tech	W 8-4; W 8-4 (7)
Feb 24	Arkansas Tech	W 12-1
Feb 27	Stillman	W 12-0
Mar 01	#4 Delta State	W 10-3; L 4-8 (7)
Mar 02	#4 Delta State	W 12-11 (14)
Mar 04	Arkansas-Monticello	W 20-6 (7); W 9-8 (8)
Mar 11	Columbia Union	W 15-1; W 10-3 (7)
Mar 12	Columbia Union	W 10-6
Mar 15	at Alabama-Huntsville	W 11-2
Mar 16	at Alabama-Huntsville	W 2-1; W 3-2 (7)
Mar 19	1-vs. #10 Delta State	W 7-5 (10)
Mar 21	Montevallo	W 12-2 (7); L 1-2 (7)
Mar 22	Montevallo	W 14-13
Mar 25	Henderson State	W 8-2; W 6-5 (10)
Mar 26	Henderson State	W 12-6
Mar 29	at Valdosta State	L 1-5; L 1-3 (7)
Mar 30	at Valdosta State	L 7-8
Apr 02	at Auburn-Montgomery	W 6-3
Apr 05	West Florida	W 13-3 (7)
Apr 06	West Florida	W 9-3; W 7-2 (7)
Apr 14	Lambuth	W 12-9
Apr 16	William Carey	W 9-6
Apr 19	North Alabama	W 4-3; L 6-8 (7)
Apr 20	North Alabama	W 8-5
Apr 23	Stillman	W 8-1 (7); W 16-0 (7)
Apr 26	at West Georgia	W 13-9; W 11-9 (7)
Apr 27	at West Georgia	W 19-4 (7)
Apr 30	at Stillman	W 14-0 (7); W 19-0 (7)
May 03	2-vs. #22 OBU	L 1-7
May 04	2-vs. North Alabama	W 11-5
May 05	2-vs. #11 VSU	L 1-5
May 15	3-vs. #6 Abilene Chr.	L 7-8
May 16	3-vs. #1 DSU	L 7-9

All Times CST (DH) Doubleheader GSC Games in **BOLD**
1-Buc Field (Memphis, Tenn.)
2-Trustmark Park (Pearl, Miss.)

GSC Games in **BOLD**
1-Trustmark Park (Pearl, Miss.); 2-GSC Tournament (Millington, Tenn.); 3-NCAA South Central Regional (Cleveland, Miss.)



GSC EAST DIVISION TEAM PAGES

UNIVERSITY OF WEST FLORIDA

Coaching Information

Head Coach:
Mike Jeffcoat
Alma Mater (Yr.):
West Florida (1991)
Record at UWF:
97-76 (3 years)
Overall Record:
Same
Coach's Office Phone:
(850) 857-6315
Best Time to Call:
Mornings
Assistant Coach:
Shane Gierke



Head Coach
Mike Jeffcoat



Senior LHP
Kyle Ramsey



Quick Facts

Location: Pensacola, Fla.
Enrollment: 10,380
Interim President: Dr. Judy Bense
Athletic Director: Dave Scott
Colors: Royal Blue & Kelly Green
Nickname: Argonauts
Home Field: Pelican Park at UWF (3,000)
Dimensions: L-320, C-390, R-320, A-370
SID: David Pedro (Baseball Contact)
SID Office Phone: (850) 474-2428
SID Office Fax: (850) 474-3342
SID E-mail: dpedro@uwf.edu
Web Page: www.goargos.com
Press Box Phone: (850) 454-9512

Team Information

2008 Overall Record: 20-32
2008 GSC Record: 5-13 (6th-East)
Starters Returning/Lost: 8/8
Lettermen Returning/Lost: 10/16

2009 Argonauts' Schedule

DATE	OPPONENT	TIME
Feb 01	at Rollins (DH)	1 pm
Feb 02	at Rollins	1 pm
Feb 04	Mobile	5 pm
Feb 06	at Flagler	7 pm
Feb 07	at Flagler	11 am
Feb 07	1-vs. Florida Southern	3 pm
Feb 08	1-vs. Florida Southern	11 am
Feb 14	Delta State (DH)	3 pm
Feb 15	Delta State	1 pm
Feb 18	Florida Southern	6 pm
Feb 20	Quincy	5 pm
Feb 21	Quincy (DH)	1 pm
Feb 27	at Columbus State	5 pm
Feb 28	at Columbus State (DH)	1 pm
Mar 07	at Southern Arkansas (DH)	2 pm
Mar 08	at Southern Arkansas	Noon
Mar 10	Belmont Abbey	5 pm
Mar 11	Belmont Abbey (DH)	3 pm
Mar 14	Montevallo (9,7)	2 pm
Mar 15	Montevallo	1 pm
Mar 16	Saint Leo	7 pm
Mar 17	Saint Leo (DH)	1 pm
Mar 21	at North Alabama (9,7)	1 pm
Mar 22	at North Alabama	1 pm
Mar 24	Arkansas Tech (DH)	3 pm
Mar 25	Arkansas Tech	6 pm
Mar 28	West Georgia (9,7)	2 pm
Mar 29	West Georgia	1 pm
Mar 31	at North Georgia (DH)	3 pm
Apr 01	at North Georgia	3 pm
Apr 04	West Alabama (9,7)	2 pm
Apr 05	West Alabama	1 pm
Apr 10	at Alabama-Huntsville (9,7)	2 pm
Apr 11	at Alabama-Huntsville	1 pm
Apr 18	Mississippi Valley State (DH)	2 pm
Apr 19	Mississippi Valley State	1 pm
Apr 25	at Valdosta State (9,7)	1 pm
Apr 26	at Valdosta State	1 pm
May 2 - 6	GSC Tournament--Millington, Tenn.	

2008 Results (20-32; 5-13 GSC)

DATE	OPPONENT	RESULT
Feb 02	Rollins	W 5-4; W 2-1 (7)
Feb 03	Rollins	L 3-9
Feb 08	at #19 Fla. Southern	L 5-7
Feb 09	at #19 Fla. Southern	L 11-17; L 0-9 (7)
Feb 10	at St. Leo	L 12-24
Feb 15	Alabama-Huntsville	L 2-6
Feb 16	Flagler	W 6-2
Feb 18	Miles	W 8-0 (7); W 18-2 (7)
Feb 23	Quincy	W 5-2; W 2-1 (9)
Feb 24	Quincy	W 16-5 (7); W 13-5 (7)
Feb 26	Northwest Mo. St.	L 2-9
Feb 27	Northwest Mo. St.	L 2-4 (7); L 7-8 (7)
Mar 01	#16 Columbus State	L 3-8; L 0-6 (7)
Mar 02	#16 Columbus State	L 0-5
Mar 04	Harding	W 12-5
Mar 05	Harding	W 14-4 (8)
Mar 09	at #9 Delta State	L 3-7; L 5-6 (7)
Mar 15	at Montevallo	W 14-1 (7); L 11-12 (7)
Mar 16	at Montevallo	L 6-8
Mar 18	Lyon	L 0-1 (7); W 14-1 (7)
Mar 21	North Alabama	W 4-1; W 11-9 (7)
Mar 22	North Alabama	L 5-12
Mar 25	North Georgia	L 2-12 (8)
Mar 26	North Georgia	L 7-8
Mar 29	at West Georgia	L 1-5 (8)
Mar 30	at West Georgia	L 2-3; W 11-9 (7)
Mar 31	Stillman	W 9-6
Apr 01	Stillman	W 12-5 (7); L 4-6 (7)
Apr 05	at #20 West Alabama	L 3-13 (7)
Apr 06	at #20 West Alabama	L 3-9; L 2-7 (7)
Apr 12	Alabama-Huntsville	L 4-12; L 4-5 (8)
Apr 13	Alabama-Huntsville	L 6-9
Apr 15	Auburn-Montgomery	W 6-4
Apr 16	1-vs. Montevallo	L 6-16 (8)
Apr 26	#15 Valdosta State	L 1-5 (11); L 3-4 (7)
Apr 27	#15 Valdosta State	W 11-6

GSC Games in **BOLD**
1-Paterson Field (Montgomery, Ala.)


All Times CST (DH) Doubleheader GSC Games in **BOLD**
1-Flagler Stadium (St. Augustine, Fla.)



UNIVERSITY OF WEST GEORGIA

Coaching Information

Head Coach:
Doc Fowlkes
Alma Mater (Yr.):
West Georgia (1983)
Record at UWG:
557-359 (18 years)
Overall Record:
Same
Coach's Office Phone:
(678) 839-3956
Best Time to Call:
Mornings
Assistant Coach:
Philip Ellison



Head Coach
"Doc" Fowlkes



Senior 1B
Jud Jones



Quick Facts

Location: Carrollton, Ga.
Enrollment: 11,250
President: Dr. Beheruz N. Sethna
Interim Athletic Director: Daryl Dickey
Colors: Blue & Red
Nickname: Wolves
Home Field: Cole Field (175)
Dimensions: L-320, C-400, R-320, A-375
SID: Stuart Houghton (Baseball Contact)
SID Office Phone: (678) 839-6544
SID Office Fax: (678) 839-6543
SID E-mail: shoughto@westga.edu
Web Page: www.uwgsports.com
Press Box Phone: (678) 836-6537

Team Information

2008 Overall Record: 28-23
2008 GSC Record: 4-13 (7th-East)
Starters Returning/Lost: 3/7
Lettermen Returning/Lost: 3/7

2009 Wolves' Schedule

DATE	OPPONENT	TIME
Feb 02	at Shorter (DH)	Noon
Feb 06	Indianapolis	Noon
Feb 07	Indianapolis (DH)	Noon
Feb 08	Indianapolis	Noon
Feb 14	at Stillman (DH)	Noon
Feb 15	at Stillman (DH)	Noon
Feb 17	Shorter	Noon
Feb 18	Augusta State	1 pm
Feb 20	Wayne State (Mich.) (DH)	Noon
Feb 21	Wayne State (Mich.) (DH)	Noon
Feb 26	Minnesota St-Mankato (DH)	Noon
Feb 27	Minnesota St-Mankato (DH)	Noon
Feb 28	Minnesota St-Mankato	Noon
Mar 04	at Columbus State	2 pm
Mar 07	Northern Kentucky (DH)	Noon
Mar 08	Northern Kentucky (DH)	Noon
Mar 14	North Alabama (9,7)	Noon
Mar 15	North Alabama	Noon
Mar 17	Georgia College & State	1 pm
Mar 19	Bates	Noon
Mar 20	Bates (DH)	Noon
Mar 23	at Emmanuel (DH)	1 pm
Mar 25	at Augusta State	1 pm
Mar 28	at West Florida (9,7)	1 pm
Mar 29	at West Florida	Noon
Apr 01	Columbus State	2 pm
Apr 04	at Valdosta State (9,7)	Noon
Apr 05	at Valdosta State	Noon
Apr 10	Montevallo (9,7)	Noon
Apr 11	Montevallo	Noon
Apr 14	North Georgia	2 pm
Apr 15	at Georgia College & State	1 pm
Apr 18	Alabama-Huntsville (9,7)	Noon
Apr 19	Alabama-Huntsville	Noon
Apr 21	at North Georgia	3 pm
Apr 25	at West Alabama (9,7)	1 pm
Apr 26	at West Alabama	Noon
May 2 - 6	GSC Tournament--Millington, Tenn.	

2008 Results (28-23; 4-13 GSC)

DATE	OPPONENT	RESULT
Feb 01	Mid-Continent	W 2-1 (7); W 10-4 (7)
Feb 02	Mid-Continent	W 10-6 (7); W 15-1 (7)
Feb 09	Indianapolis	W 8-4; L 6-11 (7)
Feb 10	Indianapolis	L 11-14
Feb 12	Atlanta Christian	W 13-3 (7)
Feb 16	Kentucky Wesleyan	W 14-2 (7); W 6-4 (7)
Feb 17	Kentucky Wesleyan	W 5-4
Feb 20	#15 Columbus State	L 6-7
Feb 28	#21 Minn. St-Mankato	W 6-5
Feb 29	#21 Minn. St-Mankato	W 3-2 (7); W 11-3 (7)
Mar 01	#21 Minn. St-Mankato	W 8-7 (7); W 9-5 (7)
Mar 05	Shorter	W 3-0 (7); W 7-2 (7)
Mar 09	Millersville (Pa.)	W 8-1 (7); W 8-1 (7)
Mar 10	Millersville (Pa.)	W 10-8
Mar 12	at #13 Columbus St.	L 7-8
Mar 15	at #30 North Alabama	W 10-9
Mar 16	at #30 North Alabama	L 3-12; L 2-5 (7)
Mar 18	Reinhart	L 13-16
Mar 20	Philadelphia	L 8-10 (7); W 3-2 (7)
Mar 26	#11 Columbus State	W 6-5
Mar 29	West Florida	W 5-1 (8)
Mar 30	West Florida	W 3-2; L 9-11 (7)
Mar 31	Miles	W 14-3 (7); W 10-9 (7)
Apr 06	#15 Valdosta State	W 14-2 (7); L 3-11 (7)
Apr 08	North Georgia	L 9-10 (10)
Apr 09	Shorter	L 4-5 (11)
Apr 12	at Montevallo	L 6-8; L 3-9 (7)
Apr 13	at Montevallo	L 8-15
Apr 16	at Ga. College & St.	L 2-6
Apr 19	at Alabama-Huntsville	L 5-6; L 5-11 (7)
Apr 20	at Alabama-Huntsville	L 5-8
Apr 22	at #24 North Georgia	W 10-8
Apr 23	at #8 Columbus State	L 11-22 (7)
Apr 26	#17 West Alabama	L 9-13; L 9-11 (7)
Apr 27	#17 West Alabama	L 4-19 (7)

GSC Games in **BOLD**

All Times CST (DH) Doubleheader GSC Games in **BOLD**



GSC WEST DIVISION TEAM PAGES

UNIVERSITY OF ARKANSAS at MONTICELLO

Coaching Information

Head Coach:
Carlos James
Alma Mater (Yr.):
Ark.-Pine Bluff (2000)
Record at UAM:
0-15 (1 year, interim)
Overall Record:
Same
Coach's Office Phone:
(870) 460-1257
Best Time to Call:
Late Mornings (M-F)
Graduate Assistants:
Harvey Lee



Head Coach
Carlos James



Junior C/OF
Blaine Ivey



Quick Facts

Location: Monticello, Ark.
Enrollment: 3,200
Chancellor: Dr. Jack Lassiter
Athletic Director: Alvy Early
Colors: Kelly Green & White
Nickname: Boll Weevils
Home Field: Weevils Field (400)
Dimensions: L-361, C-400, R-308
SID: Brian Ramsey
SID Office Phone: (870) 460-1574
SID Office Fax: (870) 460-1174
SID E-mail: ramsey@uamont.edu
Web Page: www.uamsports.com
Press Box Phone: (870) 723-8376

Team Information

2008 Overall Record: 0-37
2008 GSC Record: 0-20 (8th-West)
Starters Returning/Lost: 2/7
Lettermen Returning/Lost: 7/13

2009 Boll Weevils' Schedule

DATE	OPPONENT	TIME
Feb 03	at Texas Wesleyan (7,7)	1 pm
Feb 07	Central Oklahoma (7,7)	Noon
Feb 08	Central Oklahoma	Noon
Feb 14	Montevallo (7,7)	Noon
Feb 15	Montevallo (7,7)	Noon
Feb 17	Jarvis Christian (7,7)	Noon
Feb 21	North Alabama (9,7)	Noon
Feb 22	North Alabama	Noon
Feb 28	Rockhurst (7,7)	1 pm
Mar 01	Rockhurst (7,7)	1 pm
Mar 07	West Alabama (7,7)	Noon
Mar 08	West Alabama (7,7)	Noon
Mar 10	1-vs. Indianapolis (7,7)	2 pm
Mar 14	Christian Brothers (9,7)	Noon
Mar 15	Christian Brothers	Noon
Mar 17	at North Alabama (7,7)	2 pm
Mar 21	at Arkansas Tech (9,7)	2 pm
Mar 22	at Arkansas Tech	1 pm
Mar 24	at Arkansas-Pine Bluff	6 pm
Mar 28	Southern Arkansas (9,7)	Noon
Mar 29	Southern Arkansas	1 pm
Mar 31	at Tougaloo (Miss.) (7,7)	1 pm
Apr 04	Ouachita Baptist (9,7)	Noon
Apr 05	Ouachita Baptist	1 pm
Apr 10	at Delta State	6:30 pm
Apr 11	at Delta State (9,7)	2 pm
Apr 14	at West Alabama (7,7)	1:30 pm
Apr 18	at Harding (9,7)	Noon
Apr 19	at Harding	1 pm
Apr 21	at Alabama A&M	7 pm
Apr 22	at Alabama-Huntsville (7,7)	1 pm
Apr 25	Henderson State (9,7)	Noon
Apr 26	Henderson State	1 pm
May 2 - 6	GSC Tournament--Millington, Tenn.	

All Times CST (#) Innings in Doubleheader GSC Games in **BOLD**
1-Gary Hogan Field (Little Rock, Ark.)

2008 Results (0-37; 0-20 GSC)

DATE	OPPONENT	RESULT
Feb 02	at Central Oklahoma	L 6-7; L 2-9 (7)
Feb 03	at Central Oklahoma	L 4-18
Feb 09	at North Alabama	L 2-13 (7); L 4-18 (7)
Feb 10	at North Alabama	L 4-14 (7)
Feb 19	at Arkansas Tech	L 0-8 (7); L 1-3 (7)
Feb 24	Northwest Missouri St.	L 4-15 (7); L 2-5 (7)
Feb 25	Northwest Missouri St.	L 5-7
Feb 26	Mississippi Valley St.	L 11-13
Mar 01	at Montevallo	L 1-26; L 1-18 (7)
Mar 02	at Montevallo	L 3-13 (7)
Mar 04	at #3 West Alabama	L 6-20 (7); L 8-9 (8)
Mar 15	at Christian Brothers	L 6-15
Mar 16	at Christian Brothers	L 4-6; L 3-21 (7)
Mar 21	Arkansas Tech	L 2-9; L 1-6 (7)
Mar 22	Arkansas Tech	L 5-11
Mar 29	at #4 Southern Ark.	L 0-8; L 0-31 (7)
Mar 30	at #4 Southern Ark.	L 1-12 (7)
Apr 05	at #22 Ouachita Baptist	L 3-13 (7); L 7-11 (7)
Apr 06	at #22 Ouachita Baptist	L 3-18 (7)
Apr 12	#6 Delta State	L 4-18 (7); L 3-20 (7)
Apr 13	#6 Delta State	L 7-17 (7)
Apr 19	Harding	L 8-16; L 7-14 (7)
Apr 20	Harding	L 1-10
Apr 26	at Henderson State	L 2-15 (7); L 3-7 (7)

GSC Games in **BOLD**



ARKANSAS TECH UNIVERSITY

Coaching Information

Head Coach:
Billy Goss
Alma Mater (Yr.):
Central Arkansas (1979)
Record at ATU:
243-247-1 (10 years)
Overall Record:
Same
Coach's Office Phone:
(479) 968-0648
Best Time to Call:
Mornings
Assistant Coach:
Wes McCrotty



Head Coach
Billy Goss



Senior INF
Tony Sanchez



Quick Facts

Location: Russellville, Ark.
Enrollment: 7,498
President: Dr. Robert C. Brown
Athletic Director: Steve Mullins
Colors: Green & Gold
Nickname: Wonder Boys
Home Field: Tech Field (600)
Dimensions: L-320, C-400, R-320, A-367
SID: Walt Barton (Baseball Contact)
SID Office Phone: (479) 968-0645
SID Office Fax: (479) 964-0829
SID E-mail: wbarton1@atu.edu
Web Page: athletics.atu.edu
Press Box Phone: (479) 858-7084

Team Information

2008 Overall Record: 22-23
2008 GSC Record: 9-11 (5th-West)
Starters Returning/Lost: 4/5
Lettermen Returning/Lost: 20/8

2009 Wonder Boys' Schedule

DATE	OPPONENT	TIME
Feb 01	Augustana (7,7)	1 pm
Feb 02	Augustana	3 pm
Feb 06	Central Missouri	2 pm
Feb 07	Central Missouri	1 pm
Feb 08	Central Missouri	1 pm
Feb 10	Southwest Baptist (7,7)	2 pm
Feb 14	Indianapolis (9,7)	1 pm
Feb 16	Northwest Missouri (9,7)	2 pm
Feb 21	Missouri Western (7,7)	1 pm
Feb 22	Missouri Western (7,7)	1 pm
Feb 24	at Missouri S&T (7,7)	1 pm
Feb 28	Alabama-Huntsville (7,7)	1 pm
Mar 01	Alabama-Huntsville (7,7)	1 pm
Mar 03	at Southwest Baptist (7,7)	1 pm
Mar 06	1-vs. Missouri S&T	2:30 pm
Mar 07	1-vs. Wayne State (Mich.)	11 am
Mar 08	1-vs. Indianapolis	1:30 pm
Mar 10	Southern Indiana	5 pm
Mar 11	Southern Indiana	2 pm
Mar 14	at Henderson State (9,7)	Noon
Mar 15	at Henderson State	1 pm
Mar 21	Arkansas-Monticello (9,7)	2 pm
Mar 22	Arkansas-Monticello	1 pm
Mar 24	at West Florida (7,7)	4 pm
Mar 25	at West Florida	6 pm
Mar 28	at Christian Brothers (9,7)	Noon
Mar 29	at Christian Brothers	1 pm
Mar 31	at Williams Baptist (7,7)	2 pm
Apr 04	at Southern Arkansas (9,7)	3 pm
Apr 05	at Southern Arkansas	1 pm
Apr 07	University of the Ozarks	6 pm
Apr 08	at Lyon College	2 pm
Apr 10	at Ouachita Baptist (9,7)	Noon
Apr 11	at Ouachita Baptist	1 pm
Apr 14	Rockhurst (7,7)	2 pm
Apr 18	Delta State (9,7)	2 pm
Apr 19	Delta State	1 pm
Apr 26	Harding (9,7)	2 pm
Apr 27	Harding	2 pm
May 2 - 6	GSC Tournament--Millington, Tenn.	

2008 Results (22-23; 9-11 GSC)

DATE	OPPONENT	RESULT
Feb 01	East Central (Okla.)	L 3-14 (7)
Feb 02	East Central (Okla.)	W 7-6 (7); L 4-5 (7)
Feb 08	Drury	W 10-4
Feb 10	Lyon College	L 9-15
Feb 13	Southwest Baptist	W 11-4 (7); W 14-0 (7)
Feb 15	Northwest Missouri	W 6-5 (7); W 10-0 (7)
Feb 19	Arkansas-Monticello	W 8-0 (7); W 3-1 (7)
Feb 23	at #12 West Alabama	L 4-8; L 4-8 (7)
Feb 24	at #12 West Alabama	L 1-12
Mar 01	at Alabama-Huntsville	L 2-3 (7); L 3-4 (7)
Mar 02	at Alabama-Huntsville	L 5-10 (7); W 9-4 (7)
Mar 10	Missouri Western	W 3-0 (7); L 2-4 (7)
Mar 11	Northeastern St. (Okla.)	W 3-2
Mar 15	Henderson State	W 6-3; W 6-1 (7)
Mar 16	Henderson State	W 3-1
Mar 21	at Arkansas-Monticello	W 9-2; W 6-1 (7)
Mar 22	at Arkansas-Monticello	W 11-5
Mar 25	at Drury	L 9-11 (10)
Mar 29	Christian Brothers	L 8-9; L 4-10 (7)
Apr 01	Lyon College	W 4-3
Apr 05	#1 Southern Arkansas	L 2-11; L 9-16 (8)
Apr 06	#1 Southern Arkansas	L 3-5
Apr 12	#21 Ouachita Baptist	W 7-6; L 1-14 (7)
Apr 13	#21 Ouachita Baptist	W 9-7
Apr 16	Univ. of the Ozarks	W 9-7
Apr 19	at #6 Delta St.	L 3-17 (7); L 3-7 (7)
Apr 20	at #6 Delta St.	L 4-7
Apr 22	at Northeastern St. (Okla.)	L 4-5 (10)
Apr 26	at Harding	L 2-7; L 4-7 (7)
Apr 27	at Harding	W 6-2

GSC Games in **BOLD**

All Times CST (#) Innings in Doubleheader GSC Games in **BOLD**
1-Heffington Optical Festival Tournament (Springfield, Mo.)



GSC WEST DIVISION TEAM PAGES

CHRISTIAN BROTHERS UNIVERSITY

Coaching Information

Head Coach:
Phil Goodwin
Alma Mater (Yr.):
Tennessee-Martin (1976)
Record at CBU:
175-261 (9 years)
Overall Record:
Same
Coach's Office Phone:
(901) 321-3375
Best Time to Call:
Mornings
Graduate Assistant:
Lance Renton



Head Coach
Phil Goodwin



Junior 1B
Joseph Kaminski



Quick Facts

Location: Memphis, Tenn.
Enrollment: 1,900
President: H. Lance Forsdick
Athletic Director: Joe Nadicksbernd
Colors: Scarlet & Gray
Nickname: Buccaneers
Home Field: Buc Field (500)
Dimensions: L-335, C-385, R-350
SID: Eric Opperman
SID Office Phone: (901) 321-3378
SID Office Fax: (901) 321-3570
SID E-mail: eopperma@cbu.edu
Web Page: www.gobucsgo.com
Press Box Phone: (901) 321-3363 or 3886

Team Information

2008 Overall Record: 16-28
2008 GSC Record: 7-12 (T 6th-West)
Starters Returning/Lost: 7/5
Lettermen Returning/Lost: 20/8

2009 Buccaneers' Schedule

DATE	OPPONENT	TIME
Feb 03	at Rhodes	2 pm
Feb 11	Freed-Hardeman	2 pm
Feb 12	at Union (Tenn.)	2 pm
Feb 14	Saint Joseph's (Ind.) (7,7)	Noon
Feb 15	Saint Joseph's (Ind.)	Noon
Feb 15	Brescia (Ky.)	2:30 pm
Feb 17	Lambuth	1 pm
Feb 18	Lemoyne-Owen	1 pm
Feb 21	Robert Morris-Springfield (Ill.) (9,7)	Noon
Feb 22	Robert Morris-Springfield (Ill.)	1 pm
Feb 24	at North Alabama	1 pm
Mar 01	Principia (Mo.) (7,7)	Noon
Mar 03	at Crichton (Tenn.)	1 pm
Mar 06	Urbana (Ohio) (9,7)	Noon
Mar 07	Urbana (Ohio)	Noon
Mar 09	Bethel (Tenn.)	1 pm
Mar 10	Rhodes	3 pm
Mar 11	at Bethel (Tenn.)	1 pm
Mar 14	at Arkansas-Monticello (9,7)	Noon
Mar 15	at Arkansas-Monticello	Noon
Mar 17	Crichton (Tenn.)	2 pm
Mar 18	at LeMoyne-Owen	2 pm
Mar 19	Illinois Wesleyan	1 pm
Mar 21	at Delta State (9,7)	3 pm
Mar 22	at Delta State	2 pm
Mar 24	at Lambuth	1 pm
Mar 25	LeMoyne-Owen	2 pm
Mar 28	Arkansas Tech (9,7)	Noon
Mar 29	Arkansas Tech	1 pm
Mar 30	Union (Tenn.)	3 pm
Mar 31	at Freed-Hardeman	5 pm
Apr 04	Harding (9,7)	Noon
Apr 05	Harding	1 pm
Apr 07	North Alabama	1 pm
Apr 07	1-Loyola (La.)	7 pm
Apr 08	Loyola (La.)	2 pm
Apr 10	Southern Arkansas (9,7)	Noon
Apr 11	Southern Arkansas	1 pm
Apr 14	Lyon (Ark.) (7,7)	1 pm
Apr 18	at Henderson State (9,7)	Noon
Apr 19	at Henderson State	1 pm
Apr 25	at Ouachita Baptist (9,7)	1 pm
Apr 26	at Ouachita Baptist	1 pm
May 2 - 6	GSC Tournament--Millington, Tenn.	

2008 Results (16-28; 7-12 GSC)

DATE	OPPONENT	RESULT
Feb 08	Williams Baptist	L 1-6
Feb 09	Lambuth	L 2-10
Feb 16	William Woods (Mo.)	L 0-5
Feb 16	William Woods (Mo.)	L 5-9 (7)
Feb 17	William Woods (Mo.)	W 10-9 (7)
Feb 19	at Lemoyne-Owen	W 17-6 (8)
Feb 20	at Lambuth (Tenn.)	W 9-5 (10)
Feb 23	R. Morris-Springfield	W 9-0
Feb 24	R. Morris-Springfield	W 9-3 (7); W-9-0 (7)
Feb 27	Bethel (Tenn.)	W 10-8
Feb 29	Northwest Mo. St.	L 5-6
Mar 01	Brescia (Ky.)	L 2-9; L 1-8 (7)
Mar 02	Brescia (Ky.)	W 10-0 (8)
Mar 05	Crichton (Tenn.)	L 4-8
Mar 08	at Montevallo	L 2-17
Mar 09	at Montevallo	L 5-8 (7); L 1-5 (7)
Mar 12	at #30 North Alabama	L 1-15 (7)
Mar 15	Arkansas-Monticello	W 15-6
Mar 16	Arkansas-Monticello	W 6-4; W 21-3 (7)
Mar 21	#10 Delta State	L 3-10; L 2-9 (7)
Mar 22	#10 Delta State	L 4-9
Mar 26	at Rhodes	L 6-16 (8)
Mar 29	at Arkansas Tech	W 9-8; W 10-4 (7)
Apr 02	Rhodes	L 1-3
Apr 05	at Harding	L 1-6
Apr 06	at Harding	W 7-6; L 0-8 (7)
Apr 08	Mid-Continent (Ky.)	L 12-13
Apr 12	at #2 Southern Ark.	L 7-18 (8); L 7-12 (7)
Apr 13	at #2 Southern Ark.	L 2-10
Apr 15	Union (Tenn.)	W 15-13
Apr 16	at Crichton (Tenn.)	L 1-14 (7)
Apr 19	Henderson State	L 5-6; W 5-3
Apr 20	Henderson State	L 4-13
Apr 26	#25 Ouachita Baptist	L 4-8; L 3-16 (7)

GSC Games in **BOLD**

All Times CST (#) Innings in Doubleheader GSC Games in **BOLD**
1-Christian Brothers High School (Memphis, Tenn.)



DELTA STATE UNIVERSITY

Coaching Information

Head Coach:
Mike Kinnison

Alma Mater (Yr.):
Delta State (1978)

Record at DSU:
552-150 (12 years)

Overall Record:
Same

Coach's Office Phone:
(662) 846-4291

Best Time to Call:
Mornings (9-11 a.m.)

Assistant Coaches:
Rodney Batts, Stephen Waggener



Head Coach
Mike Kinnison



Senior 2B
Clay Sartain



Quick Facts

Location: Cleveland, Miss.

Enrollment: 4,392

President: Dr. John M. Hilpert

Athletic Director: Jeremy McClain

Colors: Forest Green & White

Nickname: Statesmen

Home Field: Dave "Boo" Ferriss Field (1,750)

Dimensions: L-330, C-400, R-330, A-355

SID: Matt Jones

SID Office Phone: (662) 846-4284

SID Office Fax: (662) 846-4297

SID E-mail: mjones@deltastate.edu

Web Page: gostatesmen.com

Press Box Phone: (662) 846-4582

Team Information

2008 Overall Record: 48-11

2008 GSC Record: 17-1 (1st-West/GSC Champions)

Starters Returning/Lost: 7/2

Lettermen Returning/Lost: 16/12

2009 Statesmen Schedule

DATE	OPPONENT	TIME
Feb 03	Belhaven	3 pm
Feb 07	1-vs. Pfeiffer	Noon
Feb 07	at North Georgia	3 pm
Feb 08	at North Georgia	Noon
Feb 11	Montevallo (DH)	2 pm
Feb 14	at West Florida (DH)	3 pm
Feb 15	at West Florida	1 pm
Feb 18	at William Carey	4 pm
Feb 20	Florida Southern	3 pm
Feb 21	Florida Southern (DH)	1 pm
Feb 24	at Alabama-Huntsville	2 pm
Feb 28	West Alabama (DH)	1 pm
Mar 01	West Alabama	2 pm
Mar 03	North Alabama	3 pm
Mar 04	North Alabama	3 pm
Mar 06	Pace	6 pm
Mar 07	Pace	2 pm
Mar 08	Pace	11 am
Mar 10	Kentucky State	6:30 pm
Mar 11	Kentucky State (DH)	2 pm
Mar 14	at Ouachita Baptist (9,7)	Noon
Mar 15	at Ouachita Baptist	1 pm
Mar 17	2-vs. West Alabama	6:30 pm
Mar 18	Mississippi Valley State	6:30 pm
Mar 21	Christian Brothers (9,7)	3 pm
Mar 22	Christian Brothers	2 pm
Mar 28	Harding (9,7)	3 pm
Mar 29	Harding	2 pm
Apr 01	William Carey	4 pm
Apr 04	at Henderson State (9,7)	Noon
Apr 05	at Henderson State	1 pm
Apr 07	at Mississippi Valley State	4 pm
Apr 10	Arkansas-Monticello	6:30 pm
Apr 11	Arkansas-Monticello (9,7)	2 pm
Apr 14	at Montevallo	6:30 pm
Apr 15	at Montevallo	3 pm
Apr 18	at Arkansas Tech (9,7)	1 pm
Apr 19	at Arkansas Tech	2 pm
Apr 21	at Belhaven	6 pm
Apr 25	at Southern Arkansas (9,7)	3 pm
Apr 26	at Southern Arkansas	2 pm
May 2 - 6	GSC Tournament--Millington, Tenn.	

2008 Results (48-11; 17-1 GSC)

DATE	OPPONENT	RESULT
Feb 02	at #5 Abilene Christian	L 8-10; W 15-5 (7)
Feb 03	at #5 Abilene Christ.	W 8-7
Feb 09	#11 Angelo State	L 1-3; W 8-1 (7)
Feb 10	#11 Angelo State	W 9-1
Feb 15	at #12 Fla. Southern	W 11-6
Feb 16	at #12 Fla. Southern	W 9-7
Feb 17	at #12 Fla. Southern	W 15-6
Feb 20	at William Carey	W 11-6
Feb 23	St. Joseph	W 15-4; W 5-3 (7)
Feb 27	at #29 North Alabama	W 7-3
Mar 01	at #10 West Alabama	L 3-10; W 8-4 (7)
Mar 02	at #10 West Alabama	L 11-12 (14)
Mar 05	#11 Columbus State	W 7-6; W 3-2 (7)
Mar 09	West Florida	W 7-3; W 6-5 (7)
Mar 11	at Alabama-Huntsville	L 5-6
Mar 12	at Alabama-Huntsville	L 5-6
Mar 15	#2 Ouachita Baptist	L 3-5; W 5-4 (7)
Mar 16	#2 Ouachita Baptist	W 9-0
Mar 19	1-vs. #2 West Alabama	L 5-7 (10)
Mar 21	at Christian Brothers	W 10-3; W 9-2 (7)
Mar 22	at Christian Brothers	W 9-4
Mar 25	Mississippi Valley St.	W 13-2 (7)
Mar 26	Belhaven	W 7-1
Mar 29	at Harding	W 6-1
Apr 05	Henderson St.	W 21-5 (7); W 9-2 (7)
Apr 06	Henderson St.	W 24-4 (7)
Apr 08	at Montevallo	W 9-7
Apr 09	at Montevallo	W 9-8
Apr 12	at Arkansas-Monticello	W 18-4 (7); W 20-3 (7)
Apr 13	at Arkansas-Monticello	W 17-7 (7)
Apr 16	Alabama-Huntsville	W 16-9 (7); W 16-3 (7)
Apr 19	Arkansas Tech	W 17-3 (7); W 7-3 (7)
Apr 20	Arkansas Tech	W 7-4
Apr 23	2-vs. Belhaven	W 8-5
Apr 26	#3 Southern Arkansas	W 5-4; W 10-1 (7)
May 03	3-vs. North Alabama	W 6-2
May 04	3-vs. #22 Ouachita Baptist	W 7-1
May 05	3-vs. Montevallo	L 2-11
May 06	3-vs. #11 Valdosta St.	W 11-5
May 07	3-vs. #7 Southern Ark.	W 11-2
May 07	3-vs. Montevallo	W 7-5
May 15	4-vs. TA&M-Kingsville	W 9-3
May 16	4-vs. #16 West Alabama	W 9-7
May 17	4-vs. #26 Ouachita Baptist	L 14-19
May 17	4-vs. #9 Southern Ark.	W 5-3
May 18	4-vs. #26 Ouachita Baptist	L 1-8

All Times CST (DH) Doubleheader GSC Games in **BOLD**
 1-Bob Stein Stadium (Dahlonega, Ga.)
 2-Trustmark Park (Pearl, Miss.)

GSC Games in **BOLD**; 1-Trustmark Park (Pearl, Miss.); 2-Smith-Wills Stadium (Jackson, Miss.); 3-GSC Tournament (Millington, Tenn.); 4-NCAA South Central Regional (Cleveland, Miss.)



GSC WEST DIVISION TEAM PAGES

HARDING UNIVERSITY

Coaching Information

Head Coach:
Dr. Patrick McGaha
Alma Mater (Yr.):
Harding (1991)
Record at HU:
82-73 (3 years)
Overall Record:
201-168 (7 years)
Coach's Office Phone:
(501) 279-4344
Best Time to Call:
Weekday Mornings
Assistant Coach:
Bobby Reeves



Head Coach
Patrick McGaha



Senior OF
Adam Darby



Quick Facts

Location: Searcy, Ark.
Enrollment: 6,510
President: Dr. David B. Burks
Athletic Director: Greg Hamden
Colors: Black & Gold
Nickname: Bisons
Home Field: Jerry Moore Field (300)
Dimensions: L-325, C-390, R-325, A-365
SID: Scott Goode
SID Office Phone: (501) 279-4760
SID Office Fax: (501) 279-4138
SID E-mail: sgoode@harding.edu
Web Page: www.hardingsports.com
Press Box Phone: (501) 279-5609

Team Information

2008 Overall Record: 27-23
2008 GSC Record: 9-10 (4th-West)
Starters Returning/Lost: 4/5
Lettermen Returning/Lost: 13/10

2009 Bisons' Schedule

DATE	OPPONENT	TIME
Feb 03	Augustana (S.D.) (DH)	Noon
Feb 04	Augustana (S.D.)	Noon
Feb 12	Hendrix (Ark.)	1 pm
Feb 14	Missouri Western (DH)	Noon
Feb 15	Missouri Western (DH)	1 pm
Feb 17	North Alabama (DH)	1 pm
Feb 21	at Alabama-Huntsville (DH)	Noon
Feb 22	at Alabama-Huntsville (DH)	Noon
Feb 24	Williams Baptist (DH)	1 pm
Feb 27	Drury (DH)	Noon
Feb 28	Wisconsin-Parkside (DH)	Noon
Mar 04	1-West Alabama (DH)	3 pm
Mar 07	Waldorf	1 pm
Mar 08	Waldorf (DH)	1 pm
Mar 14	Southern Arkansas (9,7)	Noon
Mar 15	Southern Arkansas	1 pm
Mar 18	Central Baptist (DH)	Noon
Mar 21	Ouachita Baptist (9,7)	Noon
Mar 22	Ouachita Baptist	1 pm
Mar 24	Lyon	2 pm
Mar 28	at Delta State (9,7)	3 pm
Mar 29	at Delta State	2 pm
Mar 31	Crichton (DH)	1 pm
Apr 04	at Christian Brothers (9,7)	Noon
Apr 05	at Christian Brothers	1 pm
Apr 07	at Williams Baptist (DH)	2 pm
Apr 10	Henderson State (9,7)	Noon
Apr 11	Henderson State	1 pm
Apr 15	Central Baptist (DH)	Noon
Apr 18	Arkansas-Monticello (9,7)	1 pm
Apr 19	Arkansas-Monticello	1 pm
Apr 25	at Arkansas Tech (9,7)	2 pm
Apr 26	at Arkansas Tech	1 pm
May 2 - 6	GSC Tournament--Millington, Tenn.	

All Times CST (DH) Doubleheader GSC Games in **BOLD**
1-Buc Field (Memphis, Tenn.)

2008 Results (27-23; 9-10 GSC)

DATE	OPPONENT	RESULT
Feb 06	Northeastern State	W 3-0
Feb 09	Missouri S&T	W 7-3 (7); W 5-2 (7)
Feb 10	Missouri S&T	W 12-6 (7); L 2-9 (9)
Feb 14	Peru State	W 6-2 (7); W 12-2 (7)
Feb 15	Peru State	W 11-5
Feb 19	at Crichton	L 1-4 (7); L 5-6 (8)
Feb 23	Alabama-Huntsville	L 4-5 (8); W 6-5 (8)
Feb 24	Alabama-Huntsville	W 10-9 (7); W 4-0 (7)
Feb 26	Crichton	L 5-11 (8); W 8-5 (7)
Mar 01	at #29 North Alabama	L 1-11 (8); L 7-10 (7)
Mar 02	at #29 North Alabama	L 8-11
Mar 04	at West Florida	L 5-12
Mar 05	at West Florida	L 4-14 (8)
Mar 11	Missouri Western	W 2-1 (7); W 9-3 (7)
Mar 15	at #8 Southern Ark.	L 3-14 (7); L 2-9 (7)
Mar 16	at #8 Southern Ark.	L 6-12
Mar 21	at #12 Ouachita Baptist	W 3-2; W 6-3 (7)
Mar 22	at #12 Ouachita Baptist	L 1-7
Mar 25	North Alabama	W 2-0 (7); W 4-3 (7)
Mar 29	#11 Delta State	L 1-6
Apr 05	Christian Brothers	W 6-1
Apr 06	Christian Brothers	L 6-7; W 8-0
Apr 08	Lyon	L 4-13 (7)
Apr 12	at Henderson State	L 0-9; L 2-7 (7)
Apr 13	at Henderson State	L 1-8
Apr 15	Central Baptist	W 11-2 (7); W 15-2 (7)
Apr 19	at Arkansas-Monticello	W 16-8; W 14-7 (7)
Apr 20	at Arkansas-Monticello	W 10-1
Apr 22	Central Baptist	W 7-0
Apr 26	Arkansas Tech	W 7-2; W 7-4 (7)
Apr 27	Arkansas Tech	L 2-6
May 03	1-vs. #11 Valdosta State	L 3-4
May 04	1-vs. #7 Southern Ark.	L 5-10

GSC Games in **BOLD**
1-GSC Tournament (Millington, Tenn.)



HENDERSON STATE UNIVERSITY

Coaching Information

Head Coach:
John Harvey
Alma Mater (Yr.):
Lyon College (2001)
Record at HSU:
89-114 (4 years)
Overall Record:
Same
Coach's Office Phone:
(870) 230-5071
Best Time to Call:
Mornings
Assistant Coaches:
Rob Vessell, Cody Hooten



**Head Coach
John Harvey**



**Senior OF
Jeremy Saucedo**



Quick Facts

Location: Arkadelphia, Ark.
Enrollment: 3,500
President: Dr. Charles Welch
Athletic Director: Sam Goodwin
Colors: Red and Gray
Nickname: Reddies
Home Field: Clyde Berry Field (1,000)
Dimensions: L-340, C-385, R-340, A-365
SID: Troy Mitchell
SID Office Phone: (870) 230-5197
SID Office Fax: (870) 230-5408
SID E-mail: mitchet@hsu.edu
Web Page: www.hsu.edu/athletics
Press Box Phone: (870) 230-5177

Team Information

2008 Overall Record: 23-27
2008 GSC Record: 7-12 (T 6th-West)
Starters Returning/Lost: 7/2
Lettermen Returning/Lost: 14/12

2009 Reddies' Schedule

DATE	OPPONENT	TIME
Feb 01	Wisconsin-Parkside (7,7)	Noon
Feb 02	Wisconsin-Parkside (7,7)	Noon
Feb 07	Tarleton State (9,7)	Noon
Feb 08	Tarleton State	1 pm
Feb 10	at Southeastern Oklahoma (7,7)	Noon
Feb 13	Missouri S&T (7,7)	10 am
Feb 15	Truman State (7,7)	11 am
Feb 18	Northwest Missouri State (7,7)	Noon
Feb 20	at Missouri S&T (7,7)	Noon
Feb 21	1-vs. Augustana (S.D.) (7,7)	Noon
Feb 22	at Missouri S&T	1 pm
Feb 24	Southeastern Oklahoma (7,7)	1 pm
Feb 27	Missouri-St. Louis	1 pm
Feb 28	Missouri-St. Louis (7,7)	Noon
Mar 01	Missouri-St. Louis	1 pm
Mar 03	Texas College (7,7)	1 pm
Mar 07	at North Alabama (9,7)	Noon
Mar 08	at North Alabama	1 pm
Mar 14	Arkansas Tech (9,7)	2 pm
Mar 15	Arkansas Tech	1 pm
Mar 21	Southern Arkansas (9,7)	Noon
Mar 22	Southern Arkansas	1 pm
Mar 28	at Ouachita Baptist (9,7)	Noon
Mar 29	at Ouachita Baptist	1 pm
Apr 02	Central Baptist (7,7)	1 pm
Apr 04	Delta State (9,7)	Noon
Apr 05	Delta State	1 pm
Apr 08	at Central Baptist (7,7)	Noon
Apr 10	at Harding (9,7)	Noon
Apr 11	at Harding	1 pm
Apr 18	Christian Brothers (9,7)	Noon
Apr 19	Christian Brothers	1 pm
Apr 22	Lyon	1 pm
Apr 25	at Arkansas-Monticello (9,7)	Noon
Apr 26	at Arkansas-Monticello	1 pm
May 2 - 6	GSC Tournament--Millington, Tenn.	

All Times CST (DH) Doubleheader GSC Games in **BOLD**
1-S&T Field (Rolla, Mo.)

2008 Results (23-27; 7-12 GSC)

DATE	OPPONENT	RESULT
Feb 02	Southwestern Okla.	W 10-9; W 8-4 (7)
Feb 03	Southwestern Okla.	W 8-5
Feb 09	at Tarleton State	L 10-14; L 4-7 (7)
Feb 10	at Tarleton State	L 9-10
Feb 15	Truman State	W 12-2
Feb 17	#22 Southern Indiana	L 2-5
Feb 18	#22 Southern Indiana	W 10-7; L 9-11 (7)
Feb 19	Southeastern Okla.	W 5-3 (7); W 6-4 (7)
Feb 23	Indianapolis	L 7-12; W 6-2 (7)
Feb 24	Indianapolis	L 9-10
Feb 26	at Lyon	L 5-14
Mar 01	Missouri-St. Louis	L 2-5; L 6-9 (7)
Mar 02	#22 SIU-Edwardsville	L 13-15; W 4-3 (7)
Mar 05	Central Baptist	W 8-4 (7); W 10-0 (7)
Mar 08	Texas College	W 6-0 (7); W 12-0 (7)
Mar 09	Texas College	W 23-1 (7); W 23-2 (7)
Mar 15	at Arkansas Tech	L 3-6; L 1-6 (7)
Mar 16	at Arkansas Tech	L 1-3
Mar 21	at #5 Southern Ark.	L 2-3
Mar 22	at #5 Southern Ark.	L 2-14 (7); L 5-7 (7)
Mar 25	at #3 West Alabama	L 2-8; L 5-6 (9)
Mar 26	at #3 West Alabama	L 6-12
Mar 29	#23 Ouachita Baptist	L 2-15 (8); L 7-22 (7)
Apr 05	at #11 Delta State	L 5-21 (7); L 2-9 (7)
Apr 06	at #11 Delta State	L 4-24 (7)
Apr 12	Harding	W 9-0; W 7-2 (7)
Apr 13	Harding	W 8-1
Apr 15	#2 Southern Arkansas	L 2-4 (7); W 2-1 (7)
Apr 19	at Christian Brothers	W 6-5; L 3-5 (7)
Apr 20	at Christian Brothers	W 13-4
Apr 26	Arkansas-Monticello	W 15-2 (7); W 7-3 (7)

GSC Games in **BOLD**



GSC WEST DIVISION TEAM PAGES

OUACHITA BAPTIST UNIVERSITY

Coaching Information

Head Coach:
Chris Modellmog
Alma Mater (Yr.):
Murray State (1994)
Record at OBU:
First Year
Overall Record:
203-178 (7 years)
Coach's Office Phone:
(870) 245-5278
Best Time to Call:
Mornings
Assistant Coaches:
Luke Howard, Dan Skirka



Head Coach
Chris Modellmog



Senior OF
Blake Lockwood



Quick Facts

Location: Arkadelphia, Ark.
Enrollment: 1,500
President: Dr. Rex M. Horne Jr.
Athletic Director: David Sharp
Colors: Purple and Gold
Nickname: Tigers
Home Field: Rab Rodgers Field (1,000)
Dimensions: L-335, C-400, R-335, A-370
SID: Brian Howard
SID Office Phone: (870) 245-5186
SID Office Fax: (870) 245-2298
SID E-mail: howardb@obu.edu
Web Page: www.obutigers.com
Press Box Phone: (870) 245-5306

Team Information

2008 Overall Record: 51-16
2008 GSC Record: 11-8 (3rd-West)
Starters Returning/Lost: 10/9
Lettermen Returning/Lost: 14/12

2009 Tigers' Schedule

DATE	OPPONENT	TIME
Feb 01	at Angelo State (9,7)	1 pm
Feb 02	at Angelo State	1 pm
Feb 07	Missouri Western (9,7)	Noon
Feb 08	Missouri Western (9,7)	Noon
Feb 13	Truman State	1 pm
Feb 14	Drury (Mo.) (9,7)	Noon
Feb 15	Drury	1 pm
Feb 17	at East Central (Okla.) (7,7)	1 pm
Feb 20	at West Alabama	3 pm
Feb 21	at West Alabama	11 am
Feb 21	1-vs. St. Josephs (Ind.)	2 pm
Feb 22	1-vs. St. Josephs (Ind.)	11 am
Feb 27	Wisconsin-Parkside (7,7)	1 pm
Feb 28	Stillman (9,7)	Noon
Mar 01	Stillman	1 pm
Mar 03	2-vs. Tarleton State	6 pm
Mar 07	at Montevallo (9,7)	1 pm
Mar 08	at Montevallo	1 pm
Mar 10	East Central (Okla.) (7,7)	1 pm
Mar 14	Delta State (9,7)	1 pm
Mar 15	Delta State	1 pm
Mar 21	at Harding (9,7)	1 pm
Mar 22	at Harding	1 pm
Mar 24	North Alabama	1 pm
Mar 28	Henderson State (9,7)	1 pm
Mar 29	Henderson State	1 pm
Apr 01	at Hendrix	6 pm
Apr 04	at Arkansas-Monticello (9,7)	1 pm
Apr 05	at Arkansas-Monticello	1 pm
Apr 10	Arkansas Tech (9,7)	1 pm
Apr 11	Arkansas Tech	1 pm
Apr 14	at North Alabama (7,7)	1 pm
Apr 18	at Southern Arkansas (9,7)	3 pm
Apr 19	at Southern Arkansas	2 pm
Apr 21	at Southeastern Oklahoma St. (7,7)	2 pm
Apr 25	Christian Brothers (9,7)	1 pm
Apr 26	Christian Brothers	1 pm
May 2 - 6	GSC Tournament--Millington, Tenn.	

All Times CST (#) Innings in Doubleheader GSC Games in **BOLD**
1-Tartt Field (Livingston, Ala.)
2-The Gabe (McKinney, Texas)

2008 Results (51-16; 11-8 GSC)

DATE	OPPONENT	RESULT
Feb 02	at #28 St. Edwards	W 8-4; W 11-4 (7)
Feb 03	at #28 St. Edwards	W 18-16
Feb 08	Upper Iowa	W 5-2
Feb 09	Upper Iowa	W 27-7
Feb 10	Drury (Mo.)	W 6-4
Feb 13	at Northeastern St. (Okla.)	L 2-3 (7); W 11-8 (7)
Feb 17	Truman State	W 5-2; W 18-0 (7)
Feb 23	Fort Hays State	W 2-1; W 11-3 (7)
Feb 24	Fort Hays State	W 4-2
Feb 26	at Southeastern Oklahoma	L 2-23 (7); W 8-5 (7)
Mar 01	#22 SIU-Edwardsville	W 9-3; W 9-1 (7)
Mar 02	Missouri-St. Louis	W 8-1
Mar 05	North Alabama	W 4-3 (9); W 4-3 (7)
Mar 08	Mo. Southern St.	W 5-4
Mar 09	Mo. Southern St.	W 12-2 (7); W 6-1 (7)
Mar 11	Southeastern Oklahoma	W 3-1 (7); L 3-5 (7)
Mar 15	at #6 Delta State	W 5-3; L 4-5 (7)
Mar 16	at #6 Delta State	L 0-9
Mar 19	Augustana	W 10-6
Mar 21	Harding	L 2-3; L 3-6 (7)
Mar 22	Harding	W 7-1
Mar 26	at Alabama-Huntsville	W 8-1 (7); W 5-1 (7)
Mar 29	at Henderson State	W 15-2 (8); W 22-7 (7)
Apr 01	at Central Oklahoma	W 10-4
Apr 02	1-vs. Tarleton St.	W 7-0 (7); W 11-10 (8)
Apr 05	Arkansas-Monticello	W 13-3 (7); W 11-7 (7)
Apr 06	Arkansas-Monticello	W 18-3 (7)
Apr 08	at North Alabama	W 8-7 (7); L 6-7 (7)
Apr 12	at Arkansas Tech	L 6-7; W 14-1 (7)
Apr 13	at Arkansas Tech	L 7-9
Apr 19	#2 Southern Arkansas	W 3-2; L 0-9 (7)
Apr 20	#2 Southern Arkansas	L 9-12
Apr 22	Montevallo	W 6-2 (7); W 6-4 (7)
Apr 26	at Christian Brothers	W 8-4; W 16-3 (7)
May 03	2-vs. #12 West Ala.	W 7-1
May 04	2-vs. #2 Delta State	L 1-7
May 05	2-vs. #7 SAU	L 6-12
May 15	3-vs. #9 SAU	W 5-2
May 16	3-vs. #6 Abilene Chr.	W 10-5
May 17	3-vs. #1 DSU	W 19-14
May 18	3-vs. #1 DSU	W 8-1
May 25	4-vs. #1 Mt. Olive	L 5-6
May 27	4-vs. #3 Tampa	W 12-10
May 28	4-vs. #16 Ashland	W 12-5
May 29	4-vs. #2 Sonoma St.	W 2-1
May 30	4-vs. #2 Sonoma St.	W 2-1
May 31	4-vs. #1 Mt. Olive	L 2-6

GSC Games in **BOLD**; 1-LaGrave Field (Fort Worth, Texas); 2-GSC Tournament (Millington, Tenn.); 3-NCAA South Central Regional (Cleveland, Miss.); 4-NCAA Division II Championships (Sauget, Ill.)



SOUTHERN ARKANSAS UNIVERSITY

Coaching Information

Head Coach:
Allen Gum
Alma Mater (Yr.):
Southern Arkansas (1993)
Record at SAU:
127-47 (3 years)
Overall Record:
Same
Coach's Office Phone:
(870) 235-4127
Best Time to Call:
9 am - Noon
Assistant Coaches:
Steve Browning, Justin Pettigrew



**Head Coach
Allen Gum**



**Junior 2B
Cannon Lester**



Quick Facts

Location: Magnolia, Ark.
Enrollment: 3,117
President: Dr. David F. Rankin
Athletic Director: Jay Adcox
Colors: Royal Blue and Old Gold
Nickname: Muleriders
Home Field: Mulerider Field (600)
Dimensions: L-350, C-410, R-340
SID: Houston Taylor
SID Office Phone: (870) 235-4104
SID Office Fax: (870) 901-7219
SID E-mail: sausid@saumag.edu
Web Page: www.saumag.edu/athletics
Press Box Phone: (870) 235-4127

Team Information

2008 Overall Record: 46-12
2008 GSC Record: 17-3 (2nd-West)
Starters Returning/Lost: 4/4
Lettermen Returning/Lost: 11/8

2009 Muleriders' Schedule

DATE	OPPONENT	TIME
Feb 01	at St. Edwards (9,7)	Noon
Feb 02	at St. Edwards	Noon
Feb 04	at LSU-Shreveport	6:30 pm
Feb 07	at North Alabama (7,7)	1 pm
Feb 08	at North Alabama (7,7)	1 pm
Feb 14	1-vs. Tampa	Noon
Feb 14	at West Alabama	6 pm
Feb 15	1-vs. Tampa	2 pm
Feb 15	at West Alabama	5 pm
Feb 20	Northwest Missouri State	6 pm
Feb 21	Southern Indiana	3:30 pm
Feb 22	Southern Indiana	1 pm
Feb 28	Culver-Stockton (Mo.) (9,7)	3 pm
Feb 28	Culver-Stockton (Mo.)	1 pm
Mar 03	East Central (Okla.) (9,7)	1 pm
Mar 07	West Florida (9,7)	3 pm
Mar 08	West Florida	1 pm
Mar 11	Drury (7,7)	Noon
Mar 14	at Harding (9,7)	Noon
Mar 15	at Harding	1 pm
Mar 17	LSU-Shreveport	6 pm
Mar 21	at Henderson State (9,7)	2 pm
Mar 22	at Henderson State	1 pm
Mar 25	2-vs. North Alabama	1 pm
Mar 28	at Arkansas-Monticello (9,7)	Noon
Mar 29	at Arkansas-Monticello	1 pm
Mar 31	at East Central (Okla.) (9,7)	1 pm
Apr 01	Grambling State	6 pm
Apr 04	Arkansas Tech (9,7)	3 pm
Apr 05	Arkansas Tech	2 pm
Apr 07	at Lyon College	3 pm
Apr 10	at Christian Brothers (9,7)	Noon
Apr 11	at Christian Brothers	1 pm
Apr 14	Southeastern Oklahoma State (7,7)	2 pm
Apr 18	Ouachita Baptist (9,7)	3 pm
Apr 19	Ouachita Baptist	2 pm
Apr 21	at William Carey (7,7)	2 pm
Apr 25	Delta State (9,7)	3 pm
Apr 26	Delta State	2 pm
May 2 - 6	GSC Tournament--Millington, Tenn.	

2008 Results (46-12; 17-3 GSC)

DATE	OPPONENT	RESULT
Feb 02	Stillman	W 19-5; W 12-6 (7)
Feb 03	Stillman	W 30-10
Feb 06	East Central	W 12-3 (7); L 3-5 (7)
Feb 08	at #13 Abilene Christian	W 12-10
Feb 09	at #13 Abilene Christian	W 14-8; W 5-0 (7)
Feb 17	#5 West Alabama	W 5-4 (10); L 1-6 (9)
Feb 19	at LSU-Shreveport	L 9-10 (10)
Feb 23	#23 Montevallo	W 12-2; W 8-2 (7)
Feb 24	#23 Montevallo	W 6-5 (11)
Mar 01	at Missouri Southern St.	W 22-4 (7); W 18-3 (7)
Mar 02	at Missouri Southern St.	W 17-9
Mar 04	at Grambling State	W 12-1
Mar 09	at Alabama-Huntsville	W 11-0 (7); W 12-1 (7)
Mar 12	Grambling State	W 19-3
Mar 15	Harding	W 14-3 (7); W 9-2 (7)
Mar 16	Harding	W 12-6
Mar 21	Henderson State	W 3-2
Mar 22	Henderson State	W 14-2 (7); W 7-5 (7)
Mar 25	at East Central	W 12-5 (7); W 17-7 (7)
Mar 29	Arkansas-Monticello	W 8-0; W 31-0 (7)
Mar 30	Arkansas-Monticello	W 12-1 (7)
Apr 01	Southeastern Okla. St.	L 4-6 (8); W 5-4 (7)
Apr 05	at Arkansas Tech	W 11-2; W 16-9 (8)
Apr 06	at Arkansas Tech	W 5-3
Apr 12	Christian Brothers	W 18-7 (8); W 12-7 (7)
Apr 13	Christian Brothers	W 10-2
Apr 15	at Henderson State	W 4-2 (7); L 1-2 (7)
Apr 19	at #24 Ouachita Baptist	L 2-3; W 9-0 (7)
Apr 20	at #24 Ouachita Baptist	W 12-9
Apr 22	at Southeastern Okla. St.	W 2-1 (8); W 10-3 (7)
Apr 26	at #5 Delta State	L 4-5; L 1-10 (7)
May 03	1-vs. Montevallo	L 3-12
May 04	1-vs. Harding	W 10-5
May 05	1-vs. #21 OBU	W 12-6
May 06	1-vs. Montevallo	W 3-1
May 07	1-vs. #2 Delta State	L 2-11
May 15	2-vs. #26 OBU	L 2-5
May 16	2-vs. TA&M-Kingsville	W 15-3
May 17	2-vs. #6 Abilene Chr.	W 9-8
May 17	2-vs. #1 DSU	L 3-5

All Times CST (#) Innings in Doubleheader GSC Games in **BOLD**
1-Tartt Field (Livingston, Ala.)
2-Rab Rodgers Field (Arkadelphia, Ark.)

GSC Games in **BOLD**; 1-GSC Tournament (Millington, Tenn.); 2-NCAA South Central Regional (Cleveland, Miss.)



2008 GSC BASEBALL YEAR IN REVIEW

2008 GSC FINAL STANDINGS

EAST DIVISION									WEST DIVISION										
Team	CONFERENCE			OVERALL					Streak	Team	CONFERENCE			OVERALL					Streak
	W	L	Pct.	W	L	T	Pct.	Streak			W	L	T	Pct.	Streak				
%-#16 Valdosta St.	13	4	.765	36	18	1	.664	L-1	^%#5 Delta State	17	1	.944	48	11	0	.814	L-1		
^%#19 West Ala.	13	5	.722	45	13	0	.776	L-3	^%-T#12 Southern Ark.	17	3	.850	46	12	0	.793	L-1		
%-Montevallo (RV)	12	6	.667	36	25	0	.590	L-2	\$&^%-#2 OBU	11	8	.579	51	16	0	.761	L-1		
%-North Alabama	8	9	.471	29	21	0	.580	L-2	%-Harding	9	10	.474	27	23	0	.540	L-3		
Alabama Huntsville	6	11	.353	21	30	0	.412	L-2	Arkansas Tech	9	11	.450	22	23	0	.489	W-1		
West Florida	5	13	.278	20	32	0	.385	W-1	Henderson State	7	12	.368	23	27	0	.460	W-3		
West Georgia	4	13	.235	28	23	0	.549	L-4	Christian Brothers	7	12	.368	16	28	0	.364	L-3		
									Arkansas-Monticello	0	20	.000	0	37	0	.000	L-38*		

%-GSC Tournament Participant
 ^-NCAA Tournament Participant
 @-NCAA Championships Participant

I-Division Champions
 &-NCAA South Central Region Champions
 \$-NCAA Division II National Runner-Up

GSC Champion in Bold

2008 GSC TOURNAMENT

(USA Stadium; Milington, Tenn.)

RESULTS

SATURDAY, MAY 3

- Game 1 E3 Montevallo **12**, W2 Southern Arkansas 3
- Game 2 E1 Valdosta State **4**, W4 Harding 3
- Game 3 **W1 Delta State 6**, E4 North Alabama 2
- Game 4 W3 Ouachita Baptist **7**, E2 West Alabama 1

SUNDAY, MAY 4

- Game 5 W2 Southern Arkansas **10**, W4 Harding 5 (HU Eliminated)
- Game 6 E3 Montevallo **6**, E1 Valdosta State 5 (10)
- Game 7 E2 West Alabama **11**, E4 North Alabama 5 (UNA Eliminated)
- Game 8 **W1 Delta State 7**, W3 Ouachita Baptist 1

MONDAY, MAY 5

- Game 9 E1 Valdosta State **5**, E2 West Alabama 1 (UWA Eliminated)
- Game 10 W2 Southern Ark. **12**, W3 Ouachita Baptist 6 (OBU Eliminated)
- Game 11 E3 Montevallo **11**, **W1 Delta State 2**

TUESDAY, MAY 6

- Game 12 **W1 Delta State 11**, E1 Valdosta State 5 (VSU Eliminated)
- Game 13 W2 Southern Arkansas **3**, E3 Montevallo 1

WEDNESDAY, MAY 7

- Game 14 **W1 Delta State 11**, W2 Southern Ark. 2 (SAU Eliminated)
- Game 15 **W1 Delta State 7**, E3 Montevallo 5

ALL-TOURNAMENT TEAM

- Kenny Smalley, SP, Delta State (Most Outstanding Player)
- Devin Goodwin, SS, Delta State
- Hunter Jobes, CF, Delta State
- Michael Neimann, RF, Delta State
- Eric Moore, CF, Montevallo
- Ryan Norman, C, Montevallo
- Brantley Clay, LF, Montevallo
- Nate Russ, P, Montevallo
- Tyler Maag, CF, Southern Arkansas
- Glen Lemke, SP, Valdosta State
- Jim Streicher, C, Ouachita Baptist



GSC IN THE NCAA TOURNAMENT

SOUTH CENTRAL REGIONAL TOURNAMENT, 5/15-5/18 (Ferriss Field; Cleveland, Miss.)

Friday, May 15

- Game 1: (4) Abilene Christian 8, (3) UWA 7
- Game 2: (5) OBU 5, (2) SAU 2
- Game 3: (1) DSU 9, (6) Texas A&M-Kingsville 3

Saturday, May 16

- Game 4: (2) SAU 15, TAMUK 3 (TAMUK Eliminated)
- Game 5: (1) DSU 9, (3) UWA 7 (UWA Eliminated)
- Game 6: (5) OBU 10, (4) ACU 5

Sunday, May 17

- Game 7: (5) OBU 19, (1) DSU 14
- Game 8: (2) SAU 9, (4) ACU 8 (ACU Eliminated)
- Game 9: (1) DSU 5, (2) SAU 3 (SAU Eliminated)

Monday, May 18

- Game 10: (5) OBU 8, (1) DSU 1

GSC on All-South Central Region Team

- OF - Justin Pennell, OBU (Most Outstanding Player)
- C - Jim Streicher, OBU
- 1B - Destan Makonnen, OBU
- OF - Blake Lockwood, OBU
- P - Steve Smith, OBU
- OF - Tyler Maag, SAU
- 2B - Clay Sartain, DSU
- 3B - Chris Clark, DSU
- SS - Devin Goodwin, DSU
- P - Cody Kelly, DSU
- DH - Todd Rea, UWA

2008 NCAA Division II Baseball Championships, 5/24-5/31 (GCS Ballpark; Sauget, Ill.)

Sunday, May 25

- Game 3: #1 Mount Olive 6, #4 Ouachita Baptist 5

Tuesday, May 27

- Game 7: #4 OBU 12, #3 Tampa 10 (UT Eliminated)

Wednesday, May 28

- Game 9: #4 OBU 12, #16 Ashland 5 (AU Eliminated)

Thursday, May 29

- Game 12: #4 OBU 2, #2 Sonoma St. 1

Friday, May 30

- Game 13: #4 OBU 2, #2 Sonoma St. 1 (SSU Eliminated)

Saturday, May 31

- Game 14 (Championship Game): #1 Mount Olive 6, #4 OBU 2

GSC on NCAA Championships All-Tournament Team

- P - Steve Smith, OBU (Most Valuable Player)
- C - Jim Streicher, OBU
- 1B - Destan Makonnen, OBU
- OF - Justin Pennell, OBU

2008 GSC BASEBALL YEAR IN REVIEW



2008 ALL-GSC TEAM

FIRST TEAM

EAST DIVISION			WEST DIVISION		
POS	PLAYER, YR.	SCHOOL	POS	PLAYER, YR.	SCHOOL
C	Jake DeRoy, SR.	UWA	C	Rickey Noland, SR.	DSU
1B	Josh Graham, JR.	UNA	1B	Destan Makonnen, SR.	OBU
2B	Matt Horton, SR.	UNA	2B	\$—Clay Sartain, JR.	DSU
2B	^—Jeremy Finney, JR.	UWA	3B	Chris Clark, SR.	DSU
3B	Rob Dahlberg, JR.	UWA	3B	Rudy Jovanovski, JR.	OBU
3B	^—Bradley Abell, SR.	UWG	SS	Pat Robey, SR.	SAU
SS	Nick Wheeler, JR.	UWA	SS	^—Devin Goodwin, JR.	DSU
DH	\$—Daniel Muniz, SR.	VSU	DH	Jonathan Houston, FR.	ATU
OF	Eric Moore, SR.	UM	OF	Jantzen Black, SR.	ATU
OF	Jeffrey Ritter, JR.	UNA	OF	Hunter Jobs, SR.	DSU
OF	Blaine Wilson, JR.	VSU	OF	Justin Pennell, SR.	OBU
OF	Tres Avans, SR.	UWA	OF	John Long, SR.	SAU
OF	Adam Matos, SR.	UWG	SP	Korey Cunningham, JR.	DSU
SP	Zac Blakney, SR.	UM	SP	Steve Smith, SR.	OBU
SP	\$—Glen Lemke, SR.	VSU	SP	Cody Jones, SR.	SAU
SP	Will Thompson, SR.	VSU	SP	Hayden Simpson, FR.	SAU
SP	\$—Brandon Dill, SR.	UWA	RP	Jeremy Jenkins, SR.	SAU
SP	Mike Schmitt, JR.	UWA			
RP	\$—Justin Lamb, SR.	VSU			

^—Voted as additional infielder
\$—Unanimous Selection

SECOND TEAM

EAST DIVISION			WEST DIVISION		
POS	PLAYER, YR.	SCHOOL	POS	PLAYER, YR.	SCHOOL
C	Chase Blackwood, JR.	VSU	C	Brandon Graves, JR.	SAU
1B	Daniel Furuto, SR.	UM	1B	Joe Kaminski, SO.	CBU
1B	Jud Jones, JR.	UWG	1B	Robert Gilbert, SO.	HSU
SS	Cole Mitchell, JR.	UNA	2B	Cannon Lester, SO.	SAU
SS	Jon Koenigsfeld, SO.	VSU	3B	Tony Sanchez, JR.	ATU
DH	Todd Rea, SR.	UWA	3B	James Schroeder, JR.	SAU
OF	Qualon Millender, JR.	UNA	SS	Bo Whitaker, SR.	HU
OF	Matt Busbee, SR.	UWA	DH	Chandler Boyce, SR.	OBU
OF	Kyle Andrews, SO.	UWF	OF	Aaron Roberts, JR.	HU
OF	Nolan Childers, SR.	UWG	OF	Mike Devito, SR.	HSU
OF	A.J. Renfrow, SR.	UWG	OF	Jeremy Saucedo, JR.	HSU
SP	Brennen Auerbach, JR.	UNA	OF	Blake Lockwood, JR.	OBU
SP	Matt Hill, JR.	UWA	OF	Tyler Maag, JR.	SAU
SP	Josh Varner, FR.	UWA	SP	Kenny Smalley, JR.	DSU
SP	Cody Gossett, SR.	UWG	SP	Justin Smith, SR.	DSU
RP	Brian Burgess, FR.	UWA	SP	Chris Brown, JR.	HSU
			SP	Chase Baran, JR.	OBU
			RP	Levi Bishop, JR.	DSU

East Division Player of the Year Rob Dahlberg, West Alabama	West Division Co-Players of the Year Rickey Noland, Delta State Destan Makonnen, Ouachita Baptist
East Division Freshman of the Year Jordan Parker, Alabama-Huntsville	West Division Freshman of the Year Hayden Simpson, Southern Arkansas
GSC Coach of the Year Mike Kinnison, Delta State	

GSC ALL-ACADEMIC TEAM

EAST DIVISION

NAME, SCHOOL, YEAR, POS.	MAJOR	GPA
Tom Longyear, UAH, SR, P	Biology	3.63
Zach Andrews, UM, SR, P	Kinesiology	3.25
Cole Mitchell, UNA, JR, SS	Phys. Ed., P-12 Education	3.81
Adam Harmy, VSU, SR, P	Criminal Justice	3.56
Jon Koenigsfeld, VSU, SO, SS	Middle Grade Education	4.00
Daniel Muniz, VSU, SR, DH	Criminal Justice	3.32
Brent Bumgarner, UWA, SR, OF	Pre-Engineering	3.25
Gregg Burkell, UWF, SO, 1B	Electrical Engineering	3.51
David Pedro, UWF, SR, P	Sports Management	3.28
Bradley Abell, UWG, SR, 3B	Accounting/Finance	3.56
Nolan Childers, UWG, SR, OF	Management	3.28

WEST DIVISION

NAME, SCHOOL, YEAR, POS.	MAJOR	GPA
Jantzen Black, ATU, SR, OF	History Education	3.20
Dave Delugach, CBU, JR, P	Business Administration	3.87
Justin Smith, DSU, SR, P	Biology/Chemistry	3.52
J.T. Taylor, DSU, SR, OF	Kinesiology	3.61
Wisley Correa, HU, SR, DH	Biology	3.40
Ryan Moody, HU, SR, C	Management	3.73
Bo Whitaker, HU, SR, SS	Management	3.28
Blake Lockwood, OBU, JR, OF	Biology	3.80
Zach Wilbanks, OBU, SR, P	Physics	3.80
Justin Pennell, OBU, SR, OF	Kinesiology	3.60
Jarod Hershberger, OBU, JR, P	Physics	3.90
Drew Wurzelbacher, OBU, JR, 2B	Biology	3.70
Pat Robey, SAU, SR, SS	Human Perf., Rec. & Comm.	3.37

GSC PLAYERS AND PITCHERS OF THE WEEK

EAST DIVISION

DATE	PLAYER	PITCHER
02/12/08	RF-Jeffrey Ritter, UNA	P-Mike Schmitt, UWA
02/19/08	3B-Nick Huckaby, UAH	P-Brandon Dill, UWA
02/26/08	OF-Tres Avans, UWA	P-Will Thompson, VSU
03/04/08	RF-Jeffrey Ritter, UNA	P-Branden Tepe, UNA
03/11/08	IF-B.J. Holloway, UM	RP-Justin Lamb, VSU
03/18/08	2B-Matt Horton, UNA	P-Brandon Dill, UWA
03/25/08	3B-Rob Dahlberg, UWA	P-Kyle Ramsey, UWF
04/01/08	LF-Adam Matos, UWG	P-Will Thompson, VSU
04/08/08	1B-Josh Graham, UNA	P-Brandon Dill, UWA
04/15/08	3B-Jordan Parker, UAH	P-Joe Dunlap, UAH
04/22/08	SS-Nick Wheeler, UWA	P-Glen Lemke, VSU
04/29/08	1B-Chris Ransburgh, UWAP	P-Will Thompson, VSU

WEST DIVISION

DATE	PLAYER	PITCHER
02/12/08	LF-John Long, SAU	P-Jeremy Jenkins, SAU
02/19/08	3B-Tony Sanchez, ATU	P-Jarod Hershberger, OBU
02/26/08	3B-James Schroeder, SAU	P-Chris Brown, HSU
03/04/08	C-Brandon Graves, SAU	P-Alex Smith, OBU
03/11/08	C-Jim Streicher, OBU	SP-Aaron Terry, SAU
03/18/08	3B-James Schroeder, SAU	SP-Justin Smith, DSU
03/25/08	C-Jim Streicher, OBU	SP-Hayden Simpson, SAU
04/01/08	1B-Destan Makonnen, OBU	SP-Kenny Smalley, DSU
04/08/08	SS-Pat Robey, SAU	SP-Brodie Brumley, HU
04/15/08	LF-John Long, SAU	P-Chris Brown, HSU
04/22/08	OF-Jeremy Saucedo, HSU	SP-Aaron Terry, SAU
04/29/08	OF-Justin Pennell, OBU	P-Korey Cunningham, DSU



2008 GSC BASEBALL YEAR IN REVIEW

2008 GSC FINAL STATISTICS

BATTING

TEAM BATTING (Sorted by AVG.)

Team	AVG	G	AB	R	H	2B	3B	HR	RBI	TB	SLG%	BB	HBP	K	GDP	OB%	SF	SH
Southern Ark.	.353	58	1945	583	686	163	14	72	522	1093	.562	292	110	338	25	.456	41	32
Delta State	.345	59	2040	548	704	121	14	70	495	1063	.521	217	105	260	38	.430	25	13
North Alabama	.337	50	1530	360	515	83	11	26	307	698	.456	177	50	247	22	.419	16	74
West Georgia	.334	51	1633	379	546	81	11	64	340	841	.515	171	30	279	24	.405	12	23
Ouachita Baptist	.322	67	2103	533	678	127	12	78	477	1063	.505	356	80	381	27	.432	38	22
West Alabama	.320	58	1927	508	616	114	21	59	469	949	.492	266	111	347	28	.426	25	28
Arkansas Tech	.310	45	1412	253	438	82	6	25	235	607	.430	130	41	242	21	.380	18	22
Montevallo	.307	61	1929	429	592	93	15	64	391	907	.470	228	80	304	23	.399	20	57
Christian Brothers	.302	44	1425	262	431	70	2	28	230	589	.413	145	38	231	36	.376	24	25
Henderson State	.295	50	1511	346	445	85	10	40	310	670	.443	238	55	294	17	.403	29	21
West Florida	.294	52	1608	318	473	92	8	23	283	650	.404	200	81	300	18	.395	20	37
Valdosta State	.294	55	1722	350	506	92	8	35	311	719	.418	196	87	303	38	.389	25	52
Harding	.281	50	1474	289	414	77	16	31	257	616	.418	146	63	275	29	.367	16	22
Ala.-Huntsville	.275	51	1540	284	424	57	19	5	243	534	.347	173	94	242	26	.379	14	35
Ark.-Monticello	.255	37	1079	134	275	53	0	13	116	367	.340	104	22	255	17	.331	5	12

Category Leaders in **BOLD**

INDIVIDUAL BATTING

(Minimum 2.5 AB/Team Game)

Player	AVG	GP-GS	AB	R	H	2B	3B	HR	RBI	TB	SLG%	BB	HBP	SO	GDP	OB%	SF	SH
Jantzen Black, ATU	.446	45-45	157	41	70	18	4	4	37	108	.688	22	1	13	3	.511	2	0
Rob Dahlberg, UWA	.444	53-53	189	71	84	18	3	8	50	132	.698	32	11	25	4	.545	1	0
Jim Streicher, OBU	.425	64-63	219	51	93	18	0	8	56	135	.616	39	15	21	3	.523	8	1
Josh Graham, UNA	.420	40-39	131	31	55	15	0	8	52	94	.718	13	1	16	4	.463	4	2
John Long, SAU	.415	58-58	205	60	85	21	2	18	74	164	.800	23	8	45	1	.479	6	2
Jeffrey Ritter, UNA	.414	50-50	174	45	72	15	1	7	52	110	.632	25	8	17	2	.507	0	4
Rickey Noland, DSU	.400	57-56	200	64	80	12	1	14	53	136	.680	17	27	17	3	.504	2	2
Cannon Lester, SAU	.400	51-51	190	51	76	19	1	5	41	112	.589	26	12	14	6	.496	2	1
Adam Matos, UWG	.400	47-47	150	42	60	8	4	4	33	88	.587	17	5	14	1	.474	1	1
Chris Clark, DSU	.399	59-59	213	62	85	12	2	4	58	113	.531	34	12	22	4	.494	6	1

RUNS SCORED

Blake Lockwood, OBU	78
Clay Sartain, DSU	73
Hunter Jobes, DSU	71
Dahlberg, UWA	71
James Schroeder, SAU	71

HITS

Streicher, OBU	93
Sartain, DSU	90
Pat Robey, SAU	86
Four Tied With	85

RUNS BATTED IN

Justin Pennell, OBU	77
Destan Makonnen, OBU	75
Long, SAU	74
Nick Wheeler, UWA	71
Devin Goodwin, DSU	67

DOUBLES

Sartain, DSU	22
Jeremy Saucedo, HSU	21
Long, SAU	21
Three Tied With	19

TRIPLES

Blake Butler, UAH	7
Sauceda, HSU	6
Jordan Parker, UAH	5
Five Tied With	4

HOME RUNS

Makonnen, OBU	22
Long, SAU	18
Goodwin, DSU	15
Pennell, OBU	15
Noland, DSU	14

TOTAL BASES

Long, SAU	164
Makonnen, OBU	155
Pennell, OBU	147
Goodwin, DSU	147
Sartain, DSU	142

WALKS

Pennell, OBU	52
Makonnen, OBU	51
Mike Devito, HSU	50
Robey, SAU	45
Lockwood, OBU	42

HIT BY PITCH

Noland, DSU	27
Chase Blackwood, VSU	25
Nick Smith, SAU	20
Brandon Graves, SAU	17
Two Tied With	16

ON BASE PCT.

Dahlberg, UWA	.545
Streicher, OBU	.523
Black, ATU	.511
Ritter, UNA	.507
Noland, DSU	.504

SAC BUNTS

Calem Ray, VSU	17
Matt Horton, UNA	16
Ryan Norman, UM	11
Five Tied With	10

SAC FLIES

Rudy Jovanovski, OBU	11
Robey, SAU	9
Streicher, OBU	8
Three Tied With	6

SLUGGING PCT.

Long, SAU	.800
Sauceda, HSU	.799
Graham, UNA	.718
Dahlberg, UWA	.698
Makonnen, OBU	.698

STOLEN BASES

Eric Moore, UM	51
Lockwood, OBU	48
Dahlberg, UWA	35
Robey, SAU	30
Pennell, OBU	26

PLATE APPEARANCES

Lockwood, OBU	312
Pennell, OBU	297
Jovanovski, OBU	292
Robey, SAU	289
Makonnen, OBU	284

AT BATS

Goodwin, DSU	250
Lockwood, OBU	244
Jovanovski, OBU	240
Jobes, DSU	240
Drew Maus, OBU	239

*National Leaders in **BOLD**

2008 GSC BASEBALL YEAR IN REVIEW



PITCHING HONORS

TEAM PITCHING (Sorted by ERA)

Team	ERA	W-L	G	CG	SHO/CBO	SV	IP	H	R	ER	BB	SO	2B	3B	HR	AB	B/Avg	WP	HBP
West Alabama	3.72	45-13	58	3	6/6	9	485.2	487	252	201	175	420	79	5	36	1865	.261	40	43
Valdosta State	3.81	36-18	55	2	7/7	13	458.1	470	245	194	168	382	72	8	30	1751	.268	35	63
Southern Arkansas	4.24	46-12	58	13	5/2	6	469.1	463	261	221	183	401	81	6	31	1788	.259	30	67
Delta State	4.37	48-11	59	10	1/0	17	489.2	520	283	238	159	327	90	12	35	1889	.275	33	56
Ouachita Baptist	4.42	51-16	67	13	2/0	18	535.2	597	317	263	206	394	80	8	45	2103	.284	28	51
North Alabama	4.66	29-21	50	1	1/1	8	386.0	388	246	200	141	333	61	7	51	1501	.258	21	45
Montevallo	4.84	36-25	61	5	3/2	8	485.0	547	325	261	207	416	79	6	44	1892	.289	59	69
Harding	5.46	27-23	50	7	5/4	11	382.2	435	283	232	198	285	89	9	20	1502	.290	55	55
Arkansas Tech	5.58	22-23	45	2	4/3	6	350.0	426	273	217	144	254	74	10	30	1428	.298	31	51
West Florida	5.94	20-32	52	6	1/0	6	412.0	514	345	272	180	328	75	8	44	1666	.309	51	68
Henderson State	6.25	23-27	50	11	4/0	6	377.1	459	341	262	157	253	80	8	32	1560	.294	37	79
Alabama-Huntsville	6.32	21-30	51	4	1/0	5	393.0	483	353	276	206	280	90	9	33	1573	.307	42	67
West Georgia	6.89	28-23	51	12	1/0	3	392.0	502	362	300	191	232	60	6	49	1616	.311	37	67
Christian Brothers	7.98	16-28	44	2	3/2	4	350.2	471	355	311	228	210	94	8	45	1431	.329	52	62
Arkansas-Monticello	13.86	0-37	37	4	0/0	0	259.0	508	494	399	224	117	118	11	60	1241	.409	49	40

Category Leaders in **BOLD**

INDIVIDUAL PITCHING

(Minimum 1.0 IP/Team Game)

Player	ERA	W-L	APP	GS	CG	SHO	SV	IP	H	R	ER	BB	SO	HR	OPP.BA.	WP	HBP
Justin Lamb, VSU	1.84	4-2	32	0	0	0	11	58.2	51	13	12	14	68	1	.233	3	1
Steve Smith, OBU	2.14	10-1	22	18	5	0	3	130.1	105	42	31	33	143	8	.217	10	11
Will Thompson, VSU	2.47	8-4	21	10	0	0	0	73.0	61	26	20	16	61	5	.229	3	12
Korey Cunningham, DSU	2.61	10-2	18	9	5	0	1	82.2	84	28	24	18	51	4	.268	6	8
Matt Hill, UWA	2.66	5-2	14	11	0	0	0	64.1	75	23	19	14	52	4	.298	7	4
Jacob Wray, UAH	3.11	5-5	15	4	1	0	1	55.0	47	30	19	28	44	2	.232	0	9
Troy Keith, HU	3.31	4-2	13	9	2	0	2	65.1	51	34	24	45	54	3	.216	10	5
Jeremy Forbus, VSU	3.41	5-2	17	13	0	0	0	60.2	56	37	23	20	37	4	.249	2	9
Hayden Simpson, SAU	3.43	10-0	17	8	1	0	0	63.0	48	26	24	34	60	5	.212	7	3
Brandon Dill, UWA	3.48	10-1	14	13	1	0	0	85.1	87	42	33	18	75	4	.260	4	4

<u>WINS</u>	<u>#</u>	<u>W-L</u>	<u>APP</u>	<u>INNINGS PITCHED</u>	<u>G</u>	<u>IP/G</u>	<u>STRIKEOUTS</u>	<u>G</u>	<u>SO/G</u>		
Simpson, SAU	10	10-0	17	Smith, OBU	130.1	22	5.92	Smith, OBU	143	22	9.87
Smith, OBU	10	10-1	22	Cody Jones, SAU	106.2	16	6.67	Zac Blakney, UM	88	15	9.90
Dill, UWA	10	10-1	14	Kenny Smalley, DSU	94.1	16	5.90	Smalley, DSU	85	16	8.11
Cunningham, DSU	10	10-2	18	Baran, OBU	90.2	17	5.33	Schmitt, UWA	83	15	8.30
Glen Lemke, VSU	10	10-3	18	Mike Schmitt, UWA	90.0	15	6.00	Baran, OBU	81	17	8.04
Chase Baran, OBU	10	10-3	17								

<u>APPEARANCES</u>	<u>GS</u>	<u>W/SV</u>	<u>SAVES</u>	<u>#</u>	<u>APP</u>	<u>GAMES STARTED</u>	<u>#</u>	<u>W-L</u>	
Lamb, VSU	32	0	4 / 11	Lamb, VSU	11	32	Smith, OBU	18	10-1
Matt Vandenheuvel, UNA	29	1	4 / 2	Patrick Lemmond, OBU	10	24	Baran, OBU	17	10-3
Ryan Miller, UNA	26	0	6 / 4	Bishop, DSU	9	25	Jones, SAU	16	9-3
Levi Bishop, DSU	25	0	4 / 9	Zach Andrews, UM	5	21	Lemke, VSU	16	10-3
Jerry Helferich, OBU	25	0	6 / 1	Brian Burgess, UWA	5	24	Two Tied With	15	

<u>SHUTOUTS</u>	<u>#</u>	<u>G</u>	<u>COMPLETE GAMES</u>	<u>GS</u>	<u>W</u>	<u>OPP. BATTING AVG.</u>	<u>AB</u>	<u>H</u>		
Chris Brown, HSU	2	14	Brown, HSU	5	13	7	Simpson, SAU	.212	226	48
15 Tied With	1		Smith, OBU	5	18	10	Keith, HU	.216	236	51
			Cunningham, DSU	5	9	10	Smith, OBU	.217	484	105
			Cody Gossett, UWG	5	10	6	Brown, HSU	.228	320	73
			Jones, SAU	5	16	9	Thompson, VSU	.229	266	61
			Jeremy Jenkins, SAU	5	10	9				



2008 GSC BASEBALL YEAR IN REVIEW

FIELDING

TEAM FIELDING (Sorted by FLD%)

Team	Chances	PO	A	E	FLD%	DP	SBA	CSB	SBA%	PB	CI
Ouachita Baptist	2273	1607	599	67	.971	55	43	16	.729	5	0
Valdosta State	1956	1375	519	62	.968	47	43	23	.652	12	0
Montevallo	2151	1455	624	72	.967	45	75	31	.708	8	2
Delta State	2241	1469	696	76	.966	52	46	30	.605	7	0
West Alabama	2089	1457	560	72	.966	46	37	23	.617	13	1
Southern Arkansas	2086	1408	601	77	.963	45	26	25	.510	5	2
Harding	1721	1148	505	68	.960	27	61	21	.744	16	0
Christian Brothers	1592	1052	476	64	.960	41	79	25	.760	7	0
North Alabama	1704	1158	477	69	.960	26	36	17	.679	8	0
West Florida	1862	1236	544	82	.956	28	66	17	.795	25	3
West Georgia	1743	1176	487	80	.954	33	93	21	.816	11	1
Arkansas Tech	1558	1050	426	82	.947	36	63	18	.778	10	0
Alabama-Huntsville	1827	1179	543	105	.943	24	94	34	.734	5	1
Henderson State	1698	1132	459	107	.937	34	70	13	.843	11	0
Arkansas-Monticello	1157	779	281	97	.916	18	91	20	.820	16	1

Category Leaders in **BOLD**

INDIVIDUAL FIELDING

FIELDING PERCENTAGE

CHANCES

PUTOUTS

Jud Jones, UWG	1.000	Destan Makonnen, OBU	563	Makonnen, OBU	528
Justin Pennell, OBU	1.000	Tim Dellwo, SAU	509	Dellwo, SAU	468
David Aubrey, SAU	1.000	Steven Oswald, DSU	452	Oswald, DSU	422
Aaron Roberts, HU	1.000	Daniel Furuto, UM	448	Furuto, UM	419
Hayden Miller, ATU	1.000	Kevin Herring, UAH	443	Herring, UAH	395
Brent Bumgarner, UWA	1.000				
Sidney Spell, VSU	1.000				
Dustin Rhodes, UM	1.000				

ASSISTS

FIELDING DOUBLE PLAYS

CAUGHT STEALING BY

Devin Goodwin, DSU	198	Makonnen, OBU	49	Chase Blackwood, VSU	20
Drew Maus, OBU	177	Goodwin, DSU	44	Rickey Noland, DSU	20
Clay Sartain, DSU	167	Dellwo, SAU	43	Joe Sutton, UAH	20
Pat Robey, SAU	164	Oswald, DSU	41	Ryan Moody, HU	18
B. Brewer, UWF	156	Maus, OBU	41	Jake DeRoy, UWA	17

GSC Among Winningest Active NCAA Division II Coaches

(Minimum five years as a Division II coach; includes record at four-year colleges only)

BY PERCENTAGE

BY VICTORIES

Coach	Years	Won	Lost	Tied	Pct.	Coach	Years	Won	Lost	Tied	Pct.
**1. Mike Kinnison, DSU	12	552	150	0	.786	14. Gary Rundles, UWA	21	649	457	6	.586
31. David "Doc" Fowlkes, UWG	18	556	355	0	.610	t-20. David "Doc" Fowlkes, UWG	18	556	355	0	.610
45. Gary Rundles, UWA	21	649	457	6	.586	22. Mike Kinnison, DSU	12	552	150	0	.786

**Kinnison is Sixth among All-Divisions in All-Time Win Percentage and First Among Division II

GSC Among 2008 NCAA Attendance Leaders

TOTAL HOME ATTENDANCE

AVERAGE HOME ATTENDANCE

Team	Dates	Attendance	Avg.	Team	Dates	Attendance	Avg.
1. Delta State	20	16,172	809	1. Delta State	20	16,172	809
5. Ouachita Baptist	21	9,592	457	2. Ouachita Baptist	21	9,592	457
6. West Alabama	27	8,721	323	8. West Alabama	27	8,721	323
17. Henderson State	18	5,161	287	12. Southern Arkansas	16	4,590	287
22. North Alabama	24	4,800	200	13. Henderson State	18	5,161	287
26. Southern Arkansas	16	4,590	287	21. Arkansas Tech	18	4,026	224
27. Valdosta State	21	4,581	218	23. Valdosta State	21	4,581	218
				29. North Alabama	24	4,800	200

GSC POSTSEASON HONORS

Rawlings/ABCA All-South Central Region

First Team

Second Team

C	Rickey Noland, Delta State	1B	Destan Makonnen, Ouachita Baptist
2B	Clay Sartain, Delta State	2B	Matt Horton, North Alabama
3B	Rob Dahlberg, West Alabama	3B	Chris Clark, Delta State
OF	Jantzen Black, Arkansas Tech	SS	Devin Goodwin, Delta State
OF	John Long, Southern Arkansas	DH	Daniel Muniz, Valdosta State
SP	Korey Cunningham, Delta State	OF	Hunter Jobes, Delta State
SP	Steve Smith, Ouachita Baptist	OF	Justin Pennell, Ouachita Baptist
SP	Brandon Dill, West Alabama	OF	Tres Avans, West Alabama
RP	Justin Lamb, Valdosta State	SP	Kenny Smalley, Delta State

South Central Region Pitcher of the Year: Brandon Dill, West Alabama

Rawlings/ABCA South Central Region Gold Glove Winners

- C - Chase Blackwood, Valdosta State
- 2B - Clay Sartain, Delta State
- 3B - Chris Clark, Delta State
- DH - Daniel Muniz, Valdosta State
- OF - Hunter Jobes, Delta State
- OF - Justin Pennell, Ouachita Baptist



Daktronics, Inc. All-South Central Region

First Team

Second Team

2B	Clay Sartain, Delta State	C	Rickey Noland, Delta State
3B	Rob Dahlberg, West Alabama	SS	Pat Robey, Southern Arkansas
OF	John Long, Southern Arkansas	OF	Jeffrey Ritter, North Alabama
SP	Steve Smith, Ouachita Baptist	OF	Justin Pennell, Ouachita Baptist
SP	Cody Jones, Southern Arkansas	SP	Korey Cunningham, Delta State
SP	Brandon Dill, West Alabama		
RP	Justin Lamb, Valdosta State		



GSC Longest Winning Streaks of 2008 (Minimum 10 games)

<u>School</u>	<u>#</u>	<u>Duration</u>
Delta State	24	3/21-5/5*
Southern Arkansas	21	2/23-4/1
Ouachita Baptist	12	3/22-4/8
West Alabama	11	3/2-3/21
West Georgia	10	2/28-3/12
Ouachita Baptist	10	2/26-3/11

*Second highest in GSC History



2008 GSC BASEBALL YEAR IN REVIEW

GSC ALL-AMERICA HONORS

Daktronics, Inc.

First Team

OF - John Long, SR, SAU

Second Team

2B - Clay Sartain, JR, DSU
3B - Rob Dahlberg, JR, UWA
RP - Justin Lamb, SR, VSU

Honorable Mention

SP - Steve Smith, SR, OBU
SP - Brandon Dill, SR, UWA

NCBWA

First Team

RP - Justin Lamb, SR, VSU

Second Team

OF - John Long, SR, SAU
SP - Steve Smith, SR, OBU

Third Team

3B - Rob Dahlberg, JR, UWA

Honorable Mention

C - Rickey Noland, SR, DSU
2B - Clay Sartain, JR, DSU
OF - Hunter Jobes, SR, DSU

Rawlings/ABCA

Second Team

OF - John Long, SR, SAU
SP - Steve Smith, SR, OBU

Third Team

C - Rickey Noland, SR, DSU
2B - Clay Sartain, JR, DSU
3B - Rob Dahlberg, JR, UWA
SP - Brandon Dill, SR, UWA


National Gold Glove Winners

C - Chase Blackwood, JR, VSU
OF - Justin Pennell, SR, OBU



2008 GSC BASEBALL NATIONAL ACADEMIC HONORS

NAME	SCHOOL	HONORS AND RECOGNITIONS	GPA
Mark Foster	Christian Brothers	CoSIDA/ESPN The Magazine Academic All-District IV--Second Team	3.58
Joseph Kaminski	Christian Brothers	CoSIDA/ESPN The Magazine Academic All-District IV--Second Team	3.80



GSC IN THE 2008 MLB DRAFT

Player	Position	School	Club	Round	Pick
Kenny Smalley	P	DSU	Oakland	24	724
Steve Smith	P	OBU	Cleveland	25	771
Signed as Free Agent					
Brandon Dill	P	UWA	Colorado		

GSC BASEBALL ANNUAL STANDINGS



(GSC Champion in BOLD)

1972

EAST DIVISION				
SCHOOL	CONFERENCE	PCT	OVERALL	PCT
Jacksonville State			28-7	.800
Tennessee-Martin			21-9	.700
North Alabama			10-19	.345
Troy State			8-24	.250

WEST DIVISION				
SCHOOL	CONFERENCE	PCT	OVERALL	PCT
West Alabama			25-9	.735
Nicholls State			25-14	.641
Delta State			21-14	.600
Southeastern Louisiana			11-22	.333

1973

EAST DIVISION				
SCHOOL	CONFERENCE	PCT	OVERALL	PCT
Jacksonville State	11-2	.846	25-8	.758
Tennessee-Martin	6-5	.545	20-10	.667
Troy State	6-7	.462	15-12	.556
West Alabama	6-8	.429	21-14	.600
North Alabama	3-10	.231	11-16	.407

WEST DIVISION				
SCHOOL	CONFERENCE	PCT	OVERALL	PCT
Nicholls State	7-3	.700	24-13	.649
Northwestern State	7-3	.700	22-13	.629
Southeastern Louisiana	7-3	.700	19-12	.613
Delta State	3-5	.375	19-10	.655
Mississippi College	0-10	.000	4-21	.160

1974

EAST DIVISION				
SCHOOL	CONFERENCE	PCT	OVERALL	PCT
Jacksonville State	10-4	.714	30-17	.638
North Alabama	9-5	.643	22-10	.688
Troy State	9-7	.563	22-13	.606
Tennessee-Martin	7-9	.438	17-15	.531
West Alabama	1-13	.071	18-23	.439

WEST DIVISION				
SCHOOL	CONFERENCE	PCT	OVERALL	PCT
Nicholls State	10-6	.625	33-22	.600
Northwestern State	10-6	.625	23-20	.535
Delta State	10-6	.625	30-15	.667
Southeastern Louisiana	6-8	.429	16-18	.471
Mississippi College	2-12	.143	15-16	.484

1975

EAST DIVISION				
SCHOOL	CONFERENCE	PCT	OVERALL	PCT
Jacksonville State	11-5	.688	32-10	.762
Troy State	9-5	.642	14-12	.538
West Alabama	6-6	.500	24-17	.585
Tennessee-Martin	5-7	.417	23-14	.622
North Alabama	1-9	.100	12-23	.343

WEST DIVISION				
SCHOOL	CONFERENCE	PCT	OVERALL	PCT
Nicholls State	10-6	.625	18-18	.500
Southeastern Louisiana	8-6	.571	25-13	.659
Delta State	8-6	.571	25-16	.632
Mississippi College	8-8	.500	20-13	.606
Northwestern State	4-12	.250	16-26	.381

1976

EAST DIVISION				
SCHOOL	CONFERENCE	PCT	OVERALL	PCT
Jacksonville State	12-3	.800	27-15	.643
Troy State	10-6	.625	18-16	.529
West Alabama	8-7	.531	33-16	.670
Tennessee-Martin	5-9	.333	23-16	.590
North Alabama	1-9	.136	15-26	.357

WEST DIVISION				
SCHOOL	CONFERENCE	PCT	OVERALL	PCT
Nicholls State	12-2	.857	27-16	.628
Southeastern Louisiana	9-4	.692	26-11	.702
Delta State	6-6	.500	23-17	.573
Mississippi College	1-12	.107	6-19	.250

1977

EAST DIVISION				
SCHOOL	CONFERENCE	PCT	OVERALL	PCT
Jacksonville State	10-5	.667	37-10	.790
Troy State	9-5	.643	19-13	.590
North Alabama	7-7	.500	23-20	.535
Tennessee-Martin	6-6	.500	18-14	.560
West Alabama	4-12	.250	16-22	.421

WEST DIVISION				
SCHOOL	CONFERENCE	PCT	OVERALL	PCT
Nicholls State	15-3	.833	28-22	.560
Delta State	12-5	.706	41-17	.710
Mississippi College	7-10	.418	22-22	.500
Southeastern Louisiana	1-17	.056	21-26	.447

1978

EAST DIVISION				
SCHOOL	CONFERENCE	PCT	OVERALL	PCT
West Alabama	10-6	.625	29-18	.617
Troy State	8-5	.615	33-18	.647
North Alabama	8-6	.571	17-19	.472
Jacksonville State	7-8	.467	26-16	.619
Tennessee-Martin	4-12	.250	27-15	.543

WEST DIVISION				
SCHOOL	CONFERENCE	PCT	OVERALL	PCT
Delta State	14-4	.778	43-19	.694
Southeastern Louisiana	11-6	.647	29-14	.674
Nicholls State	8-9	.471	22-24	.478
Mississippi College	2-16	.111	17-30	.362

1979

EAST DIVISION				
SCHOOL	CONFERENCE	PCT	OVERALL	PCT
West Alabama	10-4	.714	34-20	.630
Troy State	11-5	.688	33-14	.702
Jacksonville State	7-5	.583	43-7	.860
North Alabama	3-11	.214	18-17	.514
Tennessee-Martin	3-11	.214	18-17	.514

WEST DIVISION				
SCHOOL	CONFERENCE	PCT	OVERALL	PCT
Delta State	12-6	.667	32-20	.615
Nicholls State	9-5	.643	23-20	.535
Southeastern Louisiana	10-7	.588	25-18	.581
Mississippi College	1-14	.067	21-27	.438

1980

EAST DIVISION				
SCHOOL	CONFERENCE	PCT	OVERALL	PCT
Troy State	14-2	.875	30-12	.714
Jacksonville State	8-7	.533	31-9	.775
Delta State	7-5	.583	26-12	.684
West Alabama	7-9	.437	18-22	.450
Mississippi College	5-9	.357	16-26	.381
Tennessee-Martin	3-6	.333	21-9	.700
North Alabama	5-10	.333	20-25	.444

1981

EAST DIVISION				
SCHOOL	CONFERENCE	PCT	OVERALL	PCT
Troy State	12-0	1.000	37-10	.787
Tennessee-Martin	4-2	.667	27-8	.771
Mississippi College	4-3	.571	35-19	.648
Delta State	5-5	.500	42-17	.708
West Alabama	8-11	.421	32-28	.533
North Alabama	6-12	.333	20-25	.444
Jacksonville State	3-9	.250	23-20	.535

1982

EAST DIVISION				
SCHOOL	CONFERENCE	PCT	OVERALL	PCT
Delta State	7-1	.875	41-19	.683
Troy State	8-3	.727	31-10	.756
Jacksonville State	6-4	.600	33-11	.750
Tennessee-Martin	2-2	.500	22-12	.629
West Alabama	8-10	.444	25-26	.490
Mississippi College	2-7	.222	22-23	.488
North Alabama	1-6	.143	17-20	.459



GSC BASEBALL ANNUAL STANDINGS

1983

SCHOOL	WHITE DIVISION		OVERALL	PCT
	CONFERENCE	PCT		
Jacksonville State	12-1	.923	36-9	.800
North Alabama	5-6	.455	15-17	.469
Delta State	3-6	.333	17-19	.473
Tennessee-Martin	1-6	.143	20-15	.536

BLUE DIVISION

SCHOOL	CONFERENCE	PCT	OVERALL	PCT
Valdosta State	10-2	.808	45-14	.758
Troy State	5-3	.611	23-11	.671
West Alabama	2-6	.250	12-18	.400
Mississippi College	2-10	.167	24-18	.571

1984

WHITE DIVISION

SCHOOL	CONFERENCE	PCT	OVERALL	PCT
Jacksonville State			28-9	.783
West Georgia			30-11	.714
Delta State			30-13	.705
Tennessee-Martin			21-10	.677
North Alabama			28-24	.538

BLUE DIVISION

SCHOOL	CONFERENCE	PCT	OVERALL	PCT
Troy State			29-10	.743
Mississippi College			28-16	.608
Valdosta State			29-20	.592
West Alabama			12-26	.315

1985

NORTH DIVISION

SCHOOL	CONFERENCE	PCT	OVERALL	PCT
Delta State			36-18	.654
North Alabama			46-11	.807
Tennessee-Martin			36-14	.720
West Georgia			32-19	.627
Jacksonville State			19-23	.476

SOUTH DIVISION

SCHOOL	CONFERENCE	PCT	OVERALL	PCT
Troy State			40-13	.754
Valdosta State			37-15	.712
Mississippi College			25-26	.490
West Alabama			16-41	.280

1986

NORTH DIVISION

SCHOOL	CONFERENCE	PCT	OVERALL	PCT
Jacksonville State			45-10	.818
North Alabama			34-16	.676
Tennessee-Martin			29-15	.652
West Georgia			33-19	.635
Delta State			29-24	.547

SOUTH DIVISION

SCHOOL	CONFERENCE	PCT	OVERALL	PCT
Troy State			38-6	.905
Valdosta State			38-13	.745
Mississippi College			28-27	.509
West Alabama			19-34	.358

1987

EAST DIVISION

SCHOOL	CONFERENCE	PCT	OVERALL	PCT
Troy State	8-4	.667	37-10	.776
Jacksonville State	8-4	.667	27-14	.659
Valdosta State	5-7	.417	34-20	.630
West Georgia	3-9	.250	19-20	.487

WEST DIVISION

SCHOOL	CONFERENCE	PCT	OVERALL	PCT
North Alabama	11-4	.719	40-13	.750
Delta State	11-5	.688	29-22	.569
West Alabama	9-7	.563	26-23	.530
Tennessee-Martin	4-9	.321	23-16	.588
Mississippi College	3-13	.188	17-23	.425

1988

EAST DIVISION

SCHOOL	CONFERENCE	PCT	OVERALL	PCT
Jacksonville State	11-1	.916	41-11	.788
Troy State	8-4	.667	35-17	.673
Valdosta State	3-9	.250	26-26	.500
West Georgia	2-10	.167	33-21	.611

WEST DIVISION

SCHOOL	CONFERENCE	PCT	OVERALL	PCT
Delta State	13-1	.929	44-13	.771
West Alabama	7-5	.583	24-18	.571
North Alabama	8-6	.571	29-16	.641
Mississippi College	4-10	.286	24-19	.558
Tennessee-Martin	2-14	.125	26-21	.553

1989

EAST DIVISION

SCHOOL	CONFERENCE	PCT	OVERALL	PCT
Jacksonville State	7-5	.583	31-11	.738
West Georgia	6-6	.500	24-15	.615
Valdosta State	6-6	.500	21-27	.439
Troy State	5-7	.417	29-16	.644

WEST DIVISION

SCHOOL	CONFERENCE	PCT	OVERALL	PCT
Delta State	14-2	.875	27-13	.675
North Alabama	12-4	.750	44-11	.800
Mississippi College	6-10	.375	23-21	.523
West Alabama	4-10	.286	12-28	.305
Tennessee-Martin	2-12	.143	27-16	.628

1990

EAST DIVISION

SCHOOL	CONFERENCE	PCT	OVERALL	PCT
Troy State	9-3	.750	49-8	.860
Jacksonville State	7-3	.700	36-8	.818
West Georgia	4-6	.400	26-17	.605
Valdosta State	2-10	.167	17-27	.386

WEST DIVISION

SCHOOL	CONFERENCE	PCT	OVERALL	PCT
North Alabama	12-4	.750	37-11	.771
West Alabama	10-6	.625	29-25	.537
Delta State	9-7	.563	33-14	.702
Tennessee-Martin	5-7	.417	22-19	.537
Mississippi College	0-12	.000	14-30	.318

1991

EAST DIVISION

SCHOOL	CONFERENCE	PCT	OVERALL	PCT
Troy State	10-4	.714	34-19	.641
Jacksonville State	7-5	.538	41-12	.773
Valdosta State	3-7	.300	22-28	.440
West Georgia	2-8	.200	33-17	.660

WEST DIVISION

SCHOOL	CONFERENCE	PCT	OVERALL	PCT
Delta State	11-2	.846	33-12	.733
North Alabama	10-6	.625	30-17	.638
West Alabama	8-7	.531	32-13	.707
Mississippi College	3-10	.231	16-27	.372
Tennessee-Martin	2-9	.208	18-16	.529

1992

SCHOOL	CONFERENCE	PCT	OVERALL	PCT
North Alabama	13-4	.765	33-19	.635
West Alabama	12-5	.706	33-23	.589
Delta State	9-7	.563	28-26	.538
Valdosta State	8-9	.471	29-23	.558
Jacksonville State	7-10	.412	29-18	.617
West Georgia	6-11	.353	30-20	.600
Mississippi College	4-13	.235	25-23	.521

GSC BASEBALL ANNUAL STANDINGS



1993

SCHOOL	CONFERENCE	PCT	OVERALL	PCT
North Alabama	12-6	.667	39-18	.684
Valdosta State	12-6	.667	30-16	.652
Jacksonville State	11-7	.611	34-14	.708
West Alabama	8-9	.471	20-25	.444
Mississippi College	9-11	.450	22-26	.458
Lincoln Memorial	8-12	.400	21-18	.538
West Georgia	7-11	.389	25-21	.543
Delta State	6-11	.353	23-21	.522

1994

EAST DIVISION

SCHOOL	CONFERENCE	PCT	OVERALL	PCT
North Alabama	13-4	.764	35-11	.760
Valdosta State	9-9	.500	25-25	.500
Lincoln Memorial	8-9	.470	29-16	.644
West Georgia	4-12	.250	29-22	.568

WEST DIVISION

SCHOOL	CONFERENCE	PCT	OVERALL	PCT
West Alabama	19-4	.826	34-22	.607
Delta State	19-4	.826	45-13	.792
Mississippi College	11-12	.478	26-22	.478
Central Arkansas	5-19	.208	10-32	.238
Henderson State	4-19	.174	8-33	.195

1995

EAST DIVISION

SCHOOL	CONFERENCE	PCT	OVERALL	PCT
North Alabama	16-6	.727	43-15	.741
Valdosta State	14-9	.608	41-22	.650
West Georgia	9-12	.428	27-20	.574
West Florida	9-15	.375	30-29	.508
Lincoln Memorial	8-14	.363	24-20	.545

WEST DIVISION

SCHOOL	CONFERENCE	PCT	OVERALL	PCT
Delta State	19-5	.791	40-15	.727
West Alabama	13-7	.650	28-26	.518
Mississippi College	11-11	.500	24-24	.500
Central Arkansas	7-15	.318	28-17	.622
Henderson State	4-16	.200	13-26	.333

1996

EAST DIVISION

SCHOOL	CONFERENCE	PCT	OVERALL	PCT
Alabama-Huntsville	14-5	.737	37-16	.698
Lincoln Memorial	14-7	.667	36-17	.679
North Alabama	12-8	.600	37-11	.771
Valdosta State	11-9	.550	29-22	.569
Montevallo	10-9	.526	32-23	.581
West Alabama	8-13	.381	22-32	.407
West Georgia	7-12	.368	30-20	.600
West Florida	4-17	.190	22-35	.386

WEST DIVISION

SCHOOL	CONFERENCE	PCT	OVERALL	PCT
Delta State	15-1	.938	53-8	.869
Southern Arkansas	10-4	.714	42-15	.737
Mississippi College	8-9	.471	23-15	.605
Arkansas Tech	7-10	.412	26-19	.578
Henderson State	6-10	.375	16-18	.471
Arkansas-Monticello	5-11	.313	24-26	.480
Central Arkansas	4-10	.286	26-14	.650

1997

EAST DIVISION

SCHOOL	CONFERENCE	PCT	OVERALL	PCT
North Alabama	16-5	.762	40-15-1	.723
Valdosta State	14-7	.667	33-23-0	.589
West Georgia	14-7	.667	40-15-0	.727
Alabama-Huntsville	14-7	.667	39-11-0	.780
West Alabama	8-12	.400	29-24-0	.547
Lincoln Memorial	7-14	.333	32-19-1	.625
West Florida	7-14	.333	28-27-0	.509
Montevallo	3-17	.150	23-31-0	.426

WEST DIVISION

SCHOOL	CONFERENCE	PCT	OVERALL	PCT
Delta State	12-4	.750	36-20-0	.634
Southern Arkansas	12-6	.667	33-16-0	.673
Arkansas Tech	10-6	.625	26-11-1	.697
Central Arkansas	10-8	.556	25-13-1	.654
Henderson State	9-9	.500	17-15-1	.530
Arkansas-Monticello	5-12	.294	12-26-0	.318
Christian Brothers	2-15	.143	16-32-0	.333

1998

EAST DIVISION

SCHOOL	CONFERENCE	PCT	OVERALL	PCT
West Georgia	14-6	.700	43-17-0	.717
North Alabama	13-7	.650	38-12-0	.760
Alabama-Huntsville	12-8	.600	41-17-0	.707
West Florida	11-9	.550	31-18-0	.633
Lincoln Memorial	9-11	.450	29-19-0	.604
West Alabama	8-12	.400	28-27-0	.509
Montevallo	7-13	.350	29-21-0	.580
Valdosta State	6-14	.300	31-19-0	.620

WEST DIVISION

SCHOOL	CONFERENCE	PCT	OVERALL	PCT
Delta State	12-5	.706	39-12-0	.765
Arkansas Tech	12-5	.706	30-16-1	.649
Central Arkansas	10-7	.588	35-16-0	.686
Arkansas-Monticello	8-8	.500	21-13-0	.618
Southern Arkansas	8-9	.471	32-16-0	.667
Henderson State	7-11	.389	20-17-0	.541
Christian Brothers	3-15	.167	28-25-0	.528

1999

EAST DIVISION

SCHOOL	CONFERENCE	PCT	OVERALL	PCT
Alabama-Huntsville	16-5	.762	43-17-0	.717
North Alabama	14-6	.700	45-12-0	.789
Lincoln Memorial	12-9	.571	34-19-0	.642
Montevallo	10-10	.500	38-21-0	.644
West Georgia	9-11	.450	28-21-0	.571
Valdosta State	9-12	.429	24-31-0	.436
West Alabama	7-13	.350	31-25-0	.554
West Florida	5-16	.238	21-31-0	.404

WEST DIVISION

SCHOOL	CONFERENCE	PCT	OVERALL	PCT
Delta State	11-3	.717	41-12-0	.774
Southern Arkansas	12-5	.706	36-17-0	.679
Arkansas Tech	11-6	.647	22-21-0	.512
Central Arkansas	10-6	.625	24-22-0	.522
Arkansas-Monticello	6-11	.353	25-19-1	.567
Henderson State	4-10	.286	12-20-0	.375
Christian Brothers	2-15	.118	11-34-0	.244



GSC BASEBALL ANNUAL STANDINGS

2000

EAST DIVISION				
SCHOOL	CONFERENCE	PCT	OVERALL	PCT
Alabama-Huntsville	16-5	.762	42-18-0	.700
Montevallo	14-5	.737	44-15-0	.746
North Alabama	13-8	.619	36-16-1	.689
West Georgia	10-10	.500	38-17-0	.691
Valdosta State	10-10	.500	28-25-0	.528
West Florida	10-11	.476	28-27-0	.509
West Alabama	7-14	.333	27-29-0	.428
Lincoln Memorial	2-19	.095	17-36-0	.327

WEST DIVISION				
SCHOOL	CONFERENCE	PCT	OVERALL	PCT
Delta State	13-3	.813	48-12-0	.800
Southern Arkansas	11-5-1	.676	25-16-2	.605
Arkansas-Monticello	8-6-1	.567	18-24-1	.430
Central Arkansas	9-9	.500	31-19-0	.620
Arkansas Tech	7-11	.389	22-22-0	.500
Henderson State	6-10	.375	20-26-1	.436
Christian Brothers	4-14	.222	14-33-1	.302

2001

EAST DIVISION				
SCHOOL	CONFERENCE	PCT	OVERALL	PCT
Valdosta State	16-5	.762	35-22-0	.614
West Georgia	14-7	.667	35-17-0	.673
Alabama-Huntsville	11-9	.550	41-17-0	.707
Lincoln Memorial	11-10	.524	34-20-0	.630
West Alabama	11-10	.524	22-25-0	.500
North Alabama	10-11	.476	30-18-0	.625
West Florida	6-15	.286	21-28-0	.429
Montevallo	4-16	.200	18-34-0	.346

WEST DIVISION				
SCHOOL	CONFERENCE	PCT	OVERALL	PCT
Delta State	19-2	.905	50-11-0	.820
Southern Arkansas	15-8	.652	39-15-0	.722
Arkansas Tech	14-9	.609	32-20-0	.615
Arkansas-Monticello	13-9	.591	30-19-0	.612
Central Arkansas	9-12	.429	25-21-0	.543
Christian Brothers	9-14	.391	26-29-0	.473
Harding	8-16	.333	26-18-0	.591
Henderson State	7-15	.318	11-35-0	.239
Ouachita Baptist	7-16	.304	9-37-0	.196

2002

EAST DIVISION				
SCHOOL	CONFERENCE	PCT	OVERALL	PCT
North Alabama	14-5	.737	37-16-0	.698
Alabama-Huntsville	13-6	.684	33-12-0	.733
Valdosta State	12-9	.571	41-20-0	.672
West Florida	10-11	.476	30-21-0	.588
West Georgia	9-11	.450	31-15-0	.674
Montevallo	8-12	.400	29-22-0	.569
West Alabama	8-13	.381	18-35-0	.340
Lincoln Memorial	7-14	.333	30-24-0	.556

WEST DIVISION				
SCHOOL	CONFERENCE	PCT	OVERALL	PCT
Delta State	20-2	.909	50-8-0	.862
Southern Arkansas	17-5	.773	42-14-0	.750
Harding	14-9	.609	32-17-0	.653
Henderson State	11-11	.500	23-31-0	.426
Central Arkansas	10-10	.500	26-24-0	.520
Arkansas-Monticello	9-13	.409	22-23-0	.489
Arkansas Tech	7-16	.304	16-31-0	.340
Christian Brothers	6-17	.250	21-26-0	.447
Ouachita Baptist	5-16	.238	12-34-0	.261

2003

EAST DIVISION				
SCHOOL	CONFERENCE	PCT	OVERALL	PCT
West Florida	14-7	.667	37-22	.627
Alabama-Huntsville	14-7	.667	31-23	.574
Valdosta State	14-7	.667	37-18	.673
West Georgia	12-9	.571	34-16	.680
West Alabama	11-9	.550	31-24	.564
North Alabama	10-10	.500	35-15	.700
Montevallo	5-16	.238	24-25	.490
Lincoln Memorial	3-18	.143	5-42	.109

WEST DIVISION				
SCHOOL	*CONFERENCE	PCT	OVERALL	PCT
Delta State	28-4	.875	52-10	.839
Southern Arkansas	24-8	.750	38-17	.691
Central Arkansas	18-13	.581	30-24	.556
Arkansas Tech	18-14	.563	29-24	.547
Harding	16-16	.500	34-20	.630
Henderson State	15-17	.469	26-28	.481
Arkansas-Monticello	10-20	.333	23-29	.442
Christian Brothers	5-23	.179	10-35	.222
Ouachita Baptist	5-24	.172	7-40	.149

*--In 2003, the West Division's league-play format switched to a pair of weekend, seven-inning double-headers.

2004

EAST DIVISION				
SCHOOL	CONFERENCE	PCT	OVERALL	PCT
West Florida	15-6	.714	29-21-0	.580
Alabama-Huntsville	14-6	.700	36-17-0	.679
Valdosta State	14-7	.667	33-26-0	.559
West Alabama	10-9	.526	33-22-0	.600
West Georgia	9-11	.450	33-16-0	.674
North Alabama	8-11	.421	34-20-1	.627
Montevallo	6-15	.286	26-27-0	.491
Lincoln Memorial	5-16	.238	17-36-1	.324

WEST DIVISION				
SCHOOL	CONFERENCE	PCT	OVERALL	PCT
Delta State	19-3	.864	54-11	.831
Southern Arkansas	19-5	.792	45-14	.763
Central Arkansas	16-7	.696	33-24	.579
Arkansas Tech	13-10	.556	31-23	.574
Harding	11-12	.478	25-22	.532
Christian Brothers	9-15	.375	22-27	.449
Henderson State	8-15	.348	18-32	.360
Arkansas-Monticello	6-15	.286	26-24	.520
Ouachita Baptist	2-21	.087	12-36	.250

2005

EAST DIVISION				
SCHOOL	CONFERENCE	PCT	OVERALL	PCT
North Alabama	17-4	.810	39-19	.673
West Florida	14-6	.667	33-21	.623
West Alabama	12-9	.571	45-17	.719
Montevallo	11-10	.523	36-22	.625
Valdosta State	10-10	.500	25-25	.500
Alabama-Huntsville	8-13	.380	16-27	.400
West Georgia	7-14	.334	27-25	.541
Lincoln Memorial	4-17	.190	16-35	.319

WEST DIVISION				
SCHOOL	CONFERENCE	PCT	OVERALL	PCT
Delta State	19-4	.826	48-8	.887
Arkansas Tech	17-7	.708	28-22	.571
Southern Arkansas	15-9	.625	34-25	.597
Arkansas-Monticello	15-9	.625	32-25	.567
Henderson State	12-11	.522	31-22	.591
Central Arkansas	11-12	.478	27-23	.565
Ouachita Baptist	10-13	.435	26-27	.478
Harding	4-16	.174	18-30-1	.369
Christian Brothers	3-21	.125	21-30	.391



GSC BASEBALL ANNUAL STANDINGS

2006

EAST DIVISION

SCHOOL	CONFERENCE	PCT	OVERALL	PCT
Montevallo	16-4	.800	43-18	.705
West Alabama	15-6	.714	42-22	.656
North Alabama	11-9	.550	38-20	.655
West Florida	10-10	.500	34-25	.576
Lincoln Memorial	10-11	.476	28-25	.528
Valdosta State	8-13	.381	22-27	.449
Alabama-Huntsville	7-13	.350	14-36	.280
West Georgia	5-16	.238	20-29	.408

WEST DIVISION

SCHOOL	CONFERENCE	PCT	OVERALL	PCT
Delta State	20-4	.833	37-17	.685
Ouachita Baptist	16-7	.696	31-24	.564
Southern Arkansas	16-7	.696	40-18	.690
Central Arkansas	13-9	.591	30-18	.625
Christian Brothers	10-14	.417	24-22	.522
Henderson State	9-12	.429	15-29	.341
Arkansas-Monticello	7-16	.304	25-20	.556
Harding	6-17	.261	21-28	.429
Arkansas Tech	6-17	.261	19-29	.396

2007

EAST DIVISION

SCHOOL	CONFERENCE	PCT	OVERALL	PCT
West Alabama	14-4	.778	41-16	.719
Montevallo	13-5	.722	47-17	.734
West Florida	10-8	.556	43-19	.694
Valdosta State	7-10	.444	27-30	.474
North Alabama	7-11	.389	32-21-1	.602
West Georgia	6-12	.333	25-25	.500
Alabama-Huntsville	5-13	.278	21-30	.412

WEST DIVISION

SCHOOL	CONFERENCE	PCT	OVERALL	PCT
Ouachita Baptist	18-3	.857	50-10	.833
Delta State	17-4	.810	41-17	.707
Southern Arkansas	16-5	.762	45-16	.759
Arkansas Tech	10-10	.500	22-32-1	.409
Harding	8-13	.381	34-22	.607
Henderson State	6-15	.286	20-36	.357
Christian Brothers	4-16	.200	21-31	.404
Arkansas-Monticello	4-17	.190	6-42	.125

2008

EAST DIVISION

SCHOOL	CONFERENCE	PCT	OVERALL	PCT
Valdosta State	13-4	.765	36-18-1	.664
West Alabama	13-5	.722	45-13	.776
Montevallo	12-6	.667	36-25	.590
North Alabama	8-9	.471	29-21	.580
Alabama-Huntsville	6-11	.353	21-30	.412
West Florida	5-13	.278	20-32	.385
West Georgia	4-13	.235	28-23	.549

WEST DIVISION

SCHOOL	CONFERENCE	PCT	OVERALL	PCT
Delta State	17-1	.944	48-11	.814
Southern Arkansas	17-3	.850	46-12	.793
Ouachita Baptist	11-8	.579	51-16	.761
Harding	9-10	.474	27-23	.540
Arkansas Tech	9-11	.450	22-23	.489
Henderson State	7-12	.368	23-27	.460
Christian Brothers	7-12	.368	16-28	.364
Arkansas-Monticello	0-20	.000	0-37	.000

ALL-TIME STANDINGS

Team	Years	Won	Lost	Tied	Pct.
Jacksonville State	22	702	269	0	.723
Delta State	37	1362	557	0	.710
Southern Arkansas	13	493	215	2	.696
Troy State	20	574	264	0	.685
North Alabama	37	1108	635	4	.635
West Georgia	25	763	478	0	.615
Tennessee-Martin	20	459	281	0	.620
Alabama-Huntsville	13	415	273	0	.603
Montevallo	13	425	301	0	.585
Valdosta State	26	795	582	1	.577
Nicholls State	8	200	149	0	.573
Central Arkansas	12	350	267	1	.567
Southeastern Louisiana	8	172	134	0	.562
Harding	8	217	183	1	.542
West Alabama	37	949	828	0	.534
West Florida	14	407	356	0	.533
Arkansas Tech	13	325	293	3	.526
Northwestern State	3	61	59	0	.508
Lincoln Memorial	14	352	347	2	.504
Mississippi College	24	497	533	0	.483
Ouachita Baptist	8	198	224	0	.469
Arkansas-Monticello	13	264	327	2	.447
Henderson State	15	273	395	2	.409
Christian Brothers	12	226	346	1	.395

DIVISION TITLE STANDINGS

Team	Years	Won (Division)	Last Title
Delta State	37	19 (West)	2008
Jacksonville State	22	9 (8 East, 1 White)	1989 (E)
North Alabama	37	7 (5 East, 2 West)	2005 (E)
Nicholls State	8	5 (West)	1977
Valdosta State	26	4 (3 East, 1 Blue)	2008 (E)
West Alabama	37	4 (3 East, 1 West)	2007 (E)
Alabama-Huntsville	13	4 (East)	2003
Troy State	20	3 (East)	1991
West Florida	14	2 (East)	2004
Northwestern State	3	2 (West)	1974
Ouachita Baptist	8	1 (West)	2007
Montevallo	13	1 (East)	2006
West Georgia	25	1 (East)	1998
Arkansas Tech	13	1 (West)	1998
SE Louisiana	8	1 (West)	1973

Notes:

- Ties are not broken and the Division Championship is shared.
- Division Champions were not crowned in 1972, 1980-82, 1984-87, 1992 and 1993.
- Delta State won a GSC-record 12 consecutive Division crowns from 1995-2006.





INSIDE THE GSC BASEBALL TOURNAMENT

GSC TOURNAMENT RESULTS

1972 @ Nicholls State

Nicholls State 7, Jacksonville State 4
Nicholls State 5, Jacksonville State 2

1973 @ Jacksonville State

Jacksonville State 7, Nicholls State 5
Nicholls State 8, Jacksonville State 5
Jacksonville State 6, Nicholls State 1

1974 @ Nicholls State

Nicholls State 7, Jacksonville State 4
Nicholls State 4, Jacksonville State 2

1975 @ Jacksonville State

Nicholls State 4, Jacksonville State 2
Jacksonville State 3, Nicholls State 1

1976 @ Nicholls State

Nicholls State 2, Jacksonville State 1
Nicholls State 1, Jacksonville State 0

1977 @ Jacksonville State

Jacksonville State 12, Nicholls State 4
Nicholls State 5, Jacksonville State 2
Jacksonville State 23, Nicholls State 3

1978 @ Delta State

Southeastern Louisiana 12, West Alabama 8
Delta State 8, Troy State 6 (10)
West Alabama 4, Troy State 2
Southeastern Louisiana 5, Delta State 4 (10)
Delta State 8, West Alabama 2
Delta State-Southeastern Louisiana (ppd rain)
Co-Champions

1979 @ West Alabama

Delta State 10, Troy State 3
Nicholls State 10, West Alabama 2
West Alabama 10, Troy State 5
Nicholls State 10, Delta State 7
Delta State 5, West Alabama 1
Delta State 4, Nicholls State 3 (10)
Delta State 5, Nicholls State 4

1980 @ Troy State

Troy State 11, Jacksonville State 2
Troy State 8, Jacksonville State 3

1981 @ Delta State

Delta State 11, North Alabama 0
West Alabama 3, Mississippi College 1
Jacksonville State 8, Tennessee-Martin 5
Mississippi College 7, North Alabama 0
Troy State 9, Jacksonville State 0
Delta State 8, West Alabama 1
Jacksonville State 8, Mississippi College 7
West Alabama 6, Tennessee-Martin 1
Delta State 8, Troy State 7
West Alabama 13, Jacksonville State 12
Troy State 19, West Alabama 7
Troy State 8, Delta State 6
Troy State 3, Delta State 2

1982 @ Jacksonville State

Mississippi College 9, Tennessee-Martin 4
Jacksonville State 15, North Alabama 7
Troy State 8, West Alabama 5
North Alabama 19, Tennessee-Martin 10
Troy State 15, Delta State 6
Jacksonville State 10, Mississippi College 7
Delta State 14, North Alabama 5
West Alabama 11, Mississippi College 3
Troy State 5, Jacksonville State 2
Delta State 17, West Alabama 8
Jacksonville State 14, Delta State 9
Troy State 14, Jacksonville State 2

1983 @ Valdosta State

Jacksonville State 11, Valdosta State 6
Valdosta State 11, Jacksonville State 4
Jacksonville State 11, Valdosta State 3

1984 @ North Alabama

South Division Tournament (@ VSU)
Mississippi College 11, West Alabama 2
Troy State 8, Valdosta State 5
Mississippi College 11, Troy State 3
Valdosta State 9, West Alabama 2
Troy State 7, Valdosta State 4 (10)
Mississippi College 22, Troy State 7
North Division Tournament (@ UTM)
North Alabama 17, Delta State 4
Jacksonville State 3 Tennessee-Martin 0
Delta State 15, Tennessee-Martin 6
West Georgia 14, Jacksonville State 12
Delta State 13, Jacksonville State 1
North Alabama 10, West Georgia 2
West Georgia 2, Delta State 1
North Alabama 4, West Georgia 0
Championship Series
North Alabama 4, Mississippi College 1
North Alabama 16, Mississippi College 5

1985 @ Troy State

South Division Tournament (@ UWA)
Mississippi College 5, Valdosta State 2
Troy State 7, West Alabama 3
Troy State 10, Mississippi College 7
Valdosta State 6, West Alabama 3
Valdosta State 15, Mississippi College 14
Valdosta State 10, Troy State 3
Troy State 3 10, Valdosta State 1
North Division Tournament (@ DSU)
Tennessee-Martin 9, West Georgia 5
Jacksonville State 9, Delta State 7
North Alabama 11, Jacksonville State 1
Delta State 6, West Georgia 2
Tennessee-Martin 8, North Alabama 3
Delta State 6, Jacksonville State 5
Delta State 9, North Alabama 5
Delta State 9, Tennessee-Martin 6
Delta State 14, Tennessee-Martin 1
Championship Series
Delta State 6, Troy State 5
Delta State 8, Troy State 7

1986 @ Jacksonville State

South Division Tournament (@ MC)
Valdosta State 10, West Alabama 5
Troy State 13, Mississippi College 5
Troy State 10, Valdosta State 4
West Alabama 16, Mississippi College 6
Valdosta State 17, West Alabama 3
Troy State 13, Valdosta State 10
North Division Tournament (@ JSU)
North Alabama 9, West Georgia 3
Jacksonville State 9, Delta State 8
West Georgia 14, Delta State 3
Tennessee-Martin 6, North Alabama 5
Jacksonville State 7, Tennessee-Martin 2
North Alabama 12, West Georgia 7
North Alabama 10, Tennessee-Martin 7
Jacksonville State 15, North Alabama 5
Championship Series
Troy State 27, Jacksonville State 8
Troy State 7, Jacksonville State 6

1987 @ Troy State

North Alabama 9, Jacksonville State 5
Troy State 2, Delta State 0
Delta State 12, Jacksonville State 8
Troy State 13, North Alabama 8
North Alabama 9, Delta State 6
Troy State 8, North Alabama 4

1988 @ Delta State

Jacksonville State 11, West Alabama 6
Delta State 3, Troy State 2
Troy State 20, West Alabama 8
Delta State 10, Jacksonville State 2
Troy State 8, Jacksonville State 6
Troy State 10, Delta State 1
Delta State 8, Troy State 6

1989 @ Jacksonville State

Delta State 8, West Georgia 2
North Alabama 14, Jacksonville State 5
Jacksonville State 10, West Georgia 4
North Alabama 9, Delta State 5
Jacksonville State 5, Delta State 2
Jacksonville State 8, North Alabama 6
North Alabama 9, Jacksonville State 0

1990 @ North Alabama

West Alabama 4, Troy State 3
Jacksonville State 9, North Alabama 4
Troy State 9, North Alabama 4
Jacksonville State 7, West Alabama 4
Troy State 2, West Alabama 1
Jacksonville State 10, Troy State 6

1991 @ Jacksonville State

Delta State 5, Jacksonville State 3
North Alabama 5, Troy State 1
Jacksonville State 7, Troy State 2
Delta State 2, North Alabama 0 (12)
Jacksonville State 10, North Alabama 0
Delta State 4, Jacksonville State 2

(GSC Championship Game in BOLD)



GSC TOURNAMENT RESULTS

1992 @ North Alabama

Delta State 5, West Alabama 4
 Valdosta State 4, North Alabama 3 (10)
 West Alabama 10, North Alabama 4
 West Alabama 10, Delta State 5
 West Alabama 6, Valdosta State 3
West Alabama 12, Valdosta State 4

1993 @ Valdosta State

North Alabama 3, Jacksonville State 2
 Valdosta State 7, West Alabama 2
 Jacksonville State 10, West Alabama 5
 North Alabama 4, Valdosta State 3
 Jacksonville State 6, Valdosta State 1
North Alabama 7, Jacksonville State 6

1994 @ West Alabama

Delta State 7, North Alabama 6
 West Alabama 4, Valdosta State 3
 Delta State 13, West Alabama 4
 Valdosta State 5, North Alabama 4
 West Alabama 9, Valdosta State 2
Delta State 9, West Alabama 7

1995 @ North Alabama

Valdosta State 9, Delta State 3
 North Alabama 17, West Alabama 1
 Valdosta State 2, North Alabama 0
 West Alabama 6, Delta State 2
 North Alabama 9, West Alabama 4
 North Alabama 5, Valdosta State 2
Valdosta State 6, North Alabama 5 (11)

1996 @ Delta State

Alabama-Huntsville 10, Mississippi College 3
 Delta State 6, Lincoln Memorial 4
 Alabama-Huntsville 12, Delta State 9
 Lincoln Memorial 8, Mississippi College 7
 Delta State 6, Lincoln Memorial 4
 Delta State 15, Alabama-Huntsville 8
Delta State 13, Alabama-Huntsville 12

1997 @ North Alabama

Delta State 6, West Georgia 2
 Southern Arkansas 7, Valdosta State 5
 North Alabama 6, Arkansas Tech 4
 Valdosta State 9, West Georgia 2
 Delta State 9, Arkansas Tech 6 (10)
 North Alabama 13, Southern Arkansas 8
 North Alabama 19, Delta State 6
 Valdosta State 15, Southern Arkansas 4
 Delta State 11, Valdosta State 5
North Alabama 8, Delta State 7 (10)*
 *Suspended due to rain

1998 @ Delta State

Central Arkansas 3, West Georgia 1
 North Alabama 9, Arkansas Tech 5
 Alabama-Huntsville 5, Delta State 4
 West Georgia 7, Arkansas Tech 2
 Delta State 13, Central Arkansas 11
 Alabama-Huntsville 8, North Alabama 6
 North Alabama 16, Central Arkansas 11
 West Georgia 11, Delta State 9
 Alabama-Huntsville 6, North Alabama 4
 West Georgia 17, Alabama-Huntsville 8
West Georgia 8, Alabama-Huntsville 7 (11)

1999 @ North Alabama

North Alabama 8, Southern Arkansas 7
 Delta State 6, Lincoln Memorial 1
 Alabama-Huntsville 5, Arkansas Tech 4
 Arkansas Tech 4, Lincoln Memorial 3
 Delta State 10, Southern Arkansas 2
 North Alabama 9, Alabama-Huntsville 7
 North Alabama 12, Delta State 3
 Alabama-Huntsville 5, Arkansas Tech 4 (14)
 Delta State 5, Alabama-Huntsville 3
 Delta State 5, North Alabama 2
North Alabama 10, Delta State 7

2000 @ Delta State

Montevallo 10, Southern Arkansas 5
 Alabama-Huntsville 5, Arkansas-Monticello 2
 North Alabama 10, Delta State 8
 Delta State 10, Arkansas-Monticello 8
 Southern Arkansas 4, Alabama-Huntsville 3
 Montevallo 7, North Alabama 2
 Delta State 23, Southern Arkansas 4
 North Alabama 10, Alabama-Huntsville 6
 North Alabama 23, Montevallo 19
 Delta State 5, Montevallo 3
Delta State 10, North Alabama 1

2001 @ Valdosta State

Southern Arkansas 5, West Georgia 4
 Alabama-Huntsville 9, Delta State 8
 Arkansas Tech 10, Valdosta State 8
 Delta State 16, Valdosta State 4
 Alabama-Huntsville 7, West Georgia 6
 Arkansas Tech 4, Southern Arkansas 2
 Arkansas Tech 8, Alabama-Huntsville 6
 Southern Arkansas 7, Delta State 6
 Alabama-Huntsville 12, Southern Arkansas 4
 Alabama-Huntsville 10, Arkansas Tech 7
Alabama-Huntsville 6, Arkansas Tech 5

2002 @ Millington, Tenn.

Southern Arkansas 4, Alabama-Huntsville 1
 Harding 13, North Alabama 6
 Valdosta State 6, Delta State 3
 Delta State 8, North Alabama 2
 Harding 4, Alabama-Huntsville 2
 Valdosta State 4, Southern Arkansas 2
 Valdosta State 7, Harding 4
 Southern Arkansas 2, Delta State 0
 Southern Arkansas 6, Harding 1
Valdosta State 4, Southern Arkansas 2

2003 @ Millington, Tenn.

Alabama-Huntsville 8, Southern Arkansas 5
 Delta State 12, Valdosta State 9
 West Florida 9, Central Arkansas 2
 Central Arkansas 12, Valdosta State 3
 Delta State 10, Southern Arkansas 2
 West Florida 9, Alabama-Huntsville 0
 Delta State 2, West Florida 0
 Alabama-Huntsville 3, Central Arkansas 2
 Alabama-Huntsville 4, West Florida 3
Delta State 9, Alabama-Huntsville 2

2004 @ Millington, Tenn.

Central Arkansas 10, Alabama-Huntsville 4
 Delta State 12, West Alabama 11 (11)
 West Florida 9, Arkansas Tech 4
 Southern Arkansas 4, Valdosta State 2
 West Alabama 5, Alabama-Huntsville 4
 Delta State 6, Central Arkansas 5
 Valdosta State 20, Arkansas Tech 2
 Southern Arkansas 8, West Florida 4
 Valdosta State 7, Central Arkansas 6 (11)
 West Alabama 6, West Florida 4
 Delta State 16, Southern Arkansas 11
 Valdosta State 10, Delta State 9
 Southern Arkansas 7, West Alabama 3
 Valdosta State 3, Southern Arkansas 1
Delta State 22, Valdosta State 5

2005 @ Millington, Tenn.

Southern Arkansas 6, West Florida 4
 Delta State 9, Montevallo 2
 North Alabama 9, Arkansas-Monticello 2
 West Alabama 14, Arkansas Tech 4 (8)
 Montevallo 3, West Florida 2
 Delta State 12, Southern Arkansas 10
 Arkansas-Monticello 14, Arkansas Tech 10
 West Alabama 9, North Alabama 5
 Arkansas-Monticello 3, Southern Arkansas 2
 North Alabama 7, Montevallo 3
 West Alabama 4, Delta State 1
 West Alabama 7, Arkansas-Monticello 4
 North Alabama 9, Delta State 4
 North Alabama 7, West Alabama 6 (11)
West Alabama 9, North Alabama 4

2006 @ Millington, Tenn.

North Alabama 8, Ouachita Baptist 4
 Central Arkansas 2, Montevallo 1
 West Florida 4, Delta State 2
 Southern Arkansas 8, West Alabama 5
 Montevallo 4, Ouachita Baptist 2
 North Alabama 7, Central Arkansas 4
 West Alabama 4, Delta State 3
 Southern Arkansas 3, West Florida 2
 West Alabama 12, Central Arkansas 4
 West Florida 6, Montevallo 1
 Southern Arkansas 11, North Alabama 10 (11)
 West Florida 6, North Alabama 2
 West Alabama 5, Southern Arkansas 3
 West Alabama 5, West Florida 2
Southern Arkansas 6, West Alabama 5

2007 @ Millington, Tenn.

Delta State 16, Montevallo 4 (8)
 Ouachita Baptist 7, Valdosta State 2
 West Alabama 4, Arkansas Tech 1
 West Florida 6, Southern Arkansas 1
 Montevallo 13, Valdosta State 3 (8)
 Delta State 12, Ouachita Baptist 2 (7)
 Southern Arkansas 4, Arkansas Tech 3
 West Florida 5, West Alabama 4
 Ouachita Baptist 3, Southern Arkansas 0
 West Alabama 4, Montevallo 1
 West Florida 10, Delta State 6
 West Alabama 5, Delta State 4
 West Florida 6, Ouachita Baptist 4
West Florida 6, West Alabama 1

(GSC Championship Game in **BOLD**)



INSIDE THE GSC BASEBALL TOURNAMENT

GSC TOURNAMENT RESULTS

2008 @ Millington, Tenn.

Montevallo 12, Southern Arkansas 3
 Valdosta State 4, Harding 3
 Delta State 6, North Alabama 2
 Ouachita Baptist 7, West Alabama 1
 Southern Arkansas 10, Harding 5
 Montevallo 6, Valdosta State 5 (10)
 West Alabama 11, North Alabama 5
 Delta State 7, Ouachita Baptist 1
 Valdosta State 5, West Alabama 1
 Southern Arkansas 12, Ouachita Baptist 6
 Montevallo 11, Delta State 2
 Delta State 11, Valdosta State 5
 Southern Arkansas 3, Montevallo 1
 Delta State 11, Southern Arkansas 2
Delta State 7, Montevallo 5

(GSC Championship Game in **BOLD**)

GSC TOURNAMENT CHAMPIONS

Year	School	Year	School
1972	Nicholls State	1991	Delta State
1973	Jacksonville State	1992	West Alabama
1974	Nicholls State	1993	North Alabama
1975	Jacksonville State	1994	Delta State
1976	Nicholls State	1995	Valdosta State
1977	Jacksonville State	1996	Delta State
1978	DSU/SE Louisiana	1997	North Alabama
1979	Delta State	1998	West Georgia
1980	Troy State	1999	North Alabama
1981	Troy State	2000	Delta State
1982	Troy State	2001	Alabama-Huntsville
1983	Jacksonville State	2002	Valdosta State
1984	North Alabama	2003	Delta State
1985	Delta State	2004	Delta State
1986	Troy State	2005	West Alabama
1987	Troy State	2006	Southern Arkansas
1988	Delta State	2007	West Florida
1989	North Alabama	2008	Delta State
1990	Jacksonville State		

GSC TOURNAMENT STANDINGS

Team	Appearances	Won	Lost	PCT	Semis	Finals	Titles	Years Won
Delta State	25	59	33	.641	23	14	11	1978-79, 85, 88, 91, 94, 96, 2000, 03-04, 08
West Florida	5	11	8	.579	3	1	1	2007
North Alabama	19	34	30	.531	13	9	5	1984, 89, 93, 97, 99
West Alabama	15	29	27	.518	14	5	2	1992, 2005
Alabama-Huntsville	8	16	16	.500	6	4	1	2001
Valdosta State	12	19	21	.475	7	5	2	1995, 2002
Southern Arkansas	11	19	21	.475	4	2	1	2006
Montevallo	5	8	9	.471	2	1	0	
West Georgia	4	4	7	.364	2	1	1	1998
Ouachita Baptist	3	3	6	.333	1	0	0	
Harding	2	2	4	.333	1	0	0	
Arkansas-Monticello	2	2	4	.333	1	0	0	
Arkansas Tech	7	4	14	.222	2	1	0	
FORMER MEMBERS								
Southeastern Louisiana	1	2	0	1.000	1	1	1	1978
Troy State	11	20	13	.606	8	8	5	1980, 81-82, 86-87
Nicholls State	7	11	8	.578	1	7	3	1972, 74, 76
Jacksonville State	17	24	28	.461	8	14	5	1973, 75, 77, 83, 90
Central Arkansas	4	4	8	.333	1	0	0	
Mississippi College	4	2	8	.200	1	1	0	
Lincoln Memorial	2	1	4	.200	1	0	0	
Tennessee-Martin	2	0	4	.000	0	0	0	

GSC IN THE NCAA DIVISION II TOURNAMENT



GSC IN DIVISION II CHAMPIONSHIP

Year	Team	Finish
1975	Southeastern Louisiana	Fourth
1976	West Alabama	Fourth
1977	Delta State	Third
1978	Delta State	Second
1980	Troy State	Fourth
1981	Troy State	Fourth
1982	Delta State	Second
1983	Jacksonville State	Second
	Valdosta State	Third
1984	Troy State	Third
1985	Valdosta State	Fourth
1986	Troy State	Champion
1987	Troy State	Champion
1989	Jacksonville State	Third
1990	Jacksonville State	Champion
1991	Jacksonville State	Champion
1992	West Alabama	Fourth
1994	Delta State	Third
1995	Valdosta State	Fourth
1996	Delta State	Fourth
1998	West Georgia	Third
1999	North Alabama	T-Fifth
2001	Delta State	Third
2002	Delta State	Fourth
2004	Delta State	Champion
2005	Delta State	T-Fifth
2006	Montevallo	Third
2008	Ouachita Baptist	Second

LAST APPEARANCE/HIGHEST FINISH AMONG ACTIVE GSC TEAMS

Team	Last Appearance	Highest Finish
Delta State	2005	National Champion (2004)
Montevallo	2006	Third (06)
North Alabama	1999	T-Fifth (99)
Ouachita Baptist	2008	Second (08)
Valdosta State	1995	National Champion (1979)
West Alabama	1992	Fourth (92)
West Georgia	1998	Third (98)

MOST OUTSTANDING PLAYER

Year	Player	Pos.	Team
1978	Ricky Perkins	3B	Delta State
1986	Wendell Stephens	3B	Troy State
1987	Jude Rinaldi	1B	Troy State
1990	Tim VanEgmond	P	Jacksonville State
1991	Tim VanEgmond	P	Jacksonville State
2004	Bert Pickard	1B	Delta State
2008	Steve Smith	P	Ouachita Baptist

GSC DIVISION II CHAMPIONSHIP RECORD (1972-2008)

Team	App.	Won	Lost	PCT	Finals	Titles
Ouachita Baptist	1	4	2	.667	1	0
Delta State	9	21	17	.553	2	1
Montevallo	1	2	2	.500	0	0
West Georgia	1	2	2	.500	0	0
Valdosta State	3	5	6	.455	0	0
West Alabama	2	2	4	.333	0	0
North Alabama	1	1	2	.333	0	0
*Former Members						
Troy State	5	12	6	.667	2	2
Jacksonville State	7	13	11	.542	3	2
Southeastern La.	1	2	2	.500	0	0
*Prior to GSC Membership						
!Delta State	1	2	2	.500	0	0
Valdosta State	4	9	7	.563	1	1

GSC NCAA DIVISION II TOURNAMENT RECORD (1972-2008)

Team	App.	Won	Lost	PCT
Montevallo	2	9	4	.692
Ouachita Baptist	2	8	4	.667
Delta State	23	67	46	.593
Southern Arkansas	3	6	6	.500
West Georgia	2	5	5	.500
West Florida	1	2	2	.500
Valdosta State	8	17	19	.472
West Alabama	6	10	13	.435
Alabama-Huntsville	4	6	8	.429
North Alabama	10	12	20	.375
*Former Members				
Troy State	13	39	24	.619
Jacksonville State	13	38	26	.594
Southeastern Louisiana	3	7	6	.538
Nicholls State	4	4	8	.333
Tennessee-Martin	1	1	2	.333
*Prior to GSC Membership				
Valdosta State	8	29	17	.630
!Delta State	2	7	5	.583
West Georgia	4	5	8	.385

!DSU participated in the NCAA Tournament in 1968 and 1969.

GSC IN NCAA TOURNAMENT SINGLE-GAME RECORDS

Team

Individual

HITS BY BOTH TEAMS

30-Valdosta State (22) vs. Shippensburg (13), May 19, 1985

RUNS BATTED IN

27-Delta State vs. Indianapolis, May 15, 1981

STRIKEOUTS, ONE GAME

20-Jacksonville State vs. SE Louisiana, May 16, 1975

AT BATS

8--Cedric Landrum, North Alabama vs. Grand Valley State, May 15, 1985

8--Blake Rosson, North Alabama vs. Grand Valley State, May 15, 1985

HITS

6--Mike Jones, Valdosta State vs. Shippensburg, May 19, 1985

6--Jud Thigpen, Delta State vs. Southern Arkansas, May 16, 2004

RUNS BATTED IN

9--Mark Graham, Delta State vs. Indianapolis, May 15, 1981

9--Rob Busch, Valdosta State vs. Troy State, May 25, 1985

9--Jud Thigpen, Delta State vs. Southern Arkansas, May 16, 2004

STRIKEOUTS

20-Ted Barnicle, Jacksonville State vs. SE Louisiana, May 16, 1975



NCAA DIVISION II TOURNAMENT RESULTS

Year	Team	Opponent	Score	Tournament
1972	Nicholls State	1 Win, 2 Losses in Mideast Regional		
1973	Jacksonville State	Tuskegee	W 6-5	Regional
		New Orleans	W 12-4	Regional
		New Orleans	W 7-5	Regional
		Ithaca	L 2-3	National
		Missouri-St. Louis	L 1-2	National
1974	Nicholls State	2 Wins, 2 Losses in South Regional		
1975	Southeastern La.	Jacksonville St.	W 5-2	Regional
		Southern A&M	W 7-6	Regional
		Southern A&M	W 10-3	Regional
		Northwest Mo. St.	L 2-6	National
		Montclair State	W 1-0	National
		Florida Southern	W 5-0	National
		Marietta	L 2-9	National
	Delta State	Southern (La.)	L 6-9	Regional
		Jacksonville St.	W 6-5	Regional
		Southern (La.)	L 1-8	Regional
	Jacksonville State	Southeastern La.	L 2-5	Regional
		Delta State	L 5-6	Regional
1976	West Alabama	Nicholls State	W 7-4	Regional
		Southeastern La.	L 4-11	Regional
		Jacksonville St.	W 4-3	Regional
		Southeastern La.	W 5-4	Regional
		Southeastern La.	W 5-4	Regional
		Cal-Poly Pomona	W 6-5 (11)	National
		SIU-Edwardsville	L 4-11	National
		Southeast Mo. St.	L 7-9	National
	Southeastern Louisiana	Jacksonville St.	W 6-5	Regional
		West Alabama	W 11-4	Regional
		West Alabama	L 4-5	Regional
		West Alabama	L 4-5	Regional
	Jacksonville State	Southeastern La.	L 5-6	Regional
		Nicholls State	W 6-0	Regional
		West Alabama	L 3-4	Regional
	Nicholls State	West Alabama	L 4-7	Regional
		Jacksonville St.	L 0-6	Regional
1977	Delta State	Nicholls State	W 7-4	Regional
		Nicholls State	L 3-5	Regional
		Nicholls State	W 10-0	Regional
		UC-Riverside	L 2-8	National
		SIU-Edwardsville	W 5-4	National
		New Haven	W 5-3	National
		UC-Riverside	L 3-5	National
	Jacksonville State	Florida Southern	W 8-7	Regional
		Eckerd	L 3-6	Regional
		Florida Southern	L 10-14	Regional
	Nicholls State	Delta State	L 4-7	Regional
		Delta State	W 5-3	Regional
		Delta State	L 0-10	Regional
	Troy State	Eckerd	L 5-15	Regional
		Florida Southern	L 2-3	Regional
1978	Delta State	Troy State	W 8-0	Regional
		Mankato State	W 14-11(10)	Regional
		Troy State	L 5-10	Regional
		Troy State	W 8-4	Regional
		Southwest Mo. St.	W 12-2	National
		San Diego	W 6-1	National
		Florida Southern	L 8-13	National
		Valdosta State	W 9-5	National
		New Haven	W 12-11	National
		Florida Southern	L 2-7	Finals

Year	Team	Opponent	Score	Tournament
1978	Troy State	Delta State	L 0-8	Regional
(ctd.)		Southeastern La.	W 4-3	Regional
		Mankato State	W 18-9	Regional
		Delta State	W 10-5	Regional
		Delta State	L 4-8	Regional
	Southeastern La.	Mankato State	L 2-4	Regional
		Troy State	L 3-4	Regional
1979	Jacksonville State	Troy State	W 6-2	Regional
		Delta State	W 4-3	Regional
		Delta State	W 10-7	Regional
		Valdosta State	L 4-15	National
		Northern Ky.	W 9-8	National
		LeMoynne	L 0-7	National
	Delta State	West Alabama	W 12-3	Regional
		Jacksonville St.	L 3-4	Regional
		Troy State	W 10-6	Regional
		Jacksonville St.	L 7-10	Regional
	Troy State	Jacksonville St.	L 2-6	Regional
		West Alabama	W 1-0	Regional
		Delta State	L 6-10	Regional
	West Alabama	Delta State	L 3-12	Regional
		Troy State	L 0-1	Regional
1980	Troy State	Wright State	W 8-6	Regional
		Bellarmino (Ky.)	L 6-8	Regional
		Wright State	W 4-3	Regional
		Bellarmino (Ky.)	W 3-1	Regional
		Bellarmino (Ky.)	W 2-1	Regional
		Fla. International	L 2-8	National
		Florida Southern	W 6-3	National
		New Haven	L 7-15	National
	Delta State	Bellarmino (Ky.)	L 4-6	Regional
		Wright State	L 4-10	Regional
1981	Troy State	Indiana Central	W 4-1	Regional
		Northern Ky.	W 3-1	Regional
		Delta State	W 5-4	Regional
		Eastern Illinois	W 12-3	National
		Florida Southern	L 1-5	National
		Eastern Illinois	L 3-8	National
	Delta State	Northern Ky.	L 0-3	Regional
		Indianapolis	W 28-15	Regional
		Northern Ky.	W 16-12	Regional
		Troy State	L 4-5	Regional
1982	Delta State	Jacksonville St.	W 15-10	Regional
		Indianapolis	W 11-8	Regional
		Indianapolis	W 8-5	Regional
		Florida Southern	L 2-18	National
		Southwest Mo. St.	W 7-5	National
		New Haven	W 5-1	National
		Florida Southern	L 9-13	National
	Jacksonville State	Indiana Central	L 7-16	Regional
		Delta State	L 0-15	Regional
1983	Jacksonville State	Wright State	W 14-5	Regional
		Troy State	W 5-4	Regional
		Wright State	W 7-2	Regional
		Cal Poly Pomona	L 4-8	National
		Valdosta State	W 12-8	National
		SIU-Edwardsville	W 8-7	National
		Cal Poly Pomona	L 7-9	Finals

NCAA DIVISION II TOURNAMENT RESULTS



Year	Team	Opponent	Score	Tournament
1983 (ctd.)	Valdosta State	California (Pa.)	W 4-0	Regional
		West Chester	W 11-4	Regional
		Columbus State	L 2-3	Regional
		Columbus State	W 18-8	Regional
		SIU-Edwardsville	W 7-2	National
		Jacksonville St.	L 8-12	National
		Florida Southern	W 8-1	National
	Cal-Poly Pomona	L 0-3	National	
	Troy State	Indiana Central	W 6-0	Regional
		Jacksonville St.	L 4-5	Regional
Wright State		L 6-7	Regional	

1984	Troy State	North Alabama	L 1-2	Regional
		Indianapolis	W 7-6	Regional
		Jacksonville St.	W 5-1	Regional
		North Alabama	W 9-3	Regional
		North Alabama	W 9-3	Regional
		New Haven	W 5-4	National
		South Dakota St.	W 12-6	National
		Florida Southern	L 3-12	National
		Cal St.-Northridge	L 4-12	National
		North Alabama	Troy State	W 2-1
	Jacksonville St.		W 2-1 (10)	Regional
	Jacksonville State	Troy State	L 3-9	Regional
Troy State		L 3-9	Regional	
Indianapolis		W 6-4	Regional	
West Georgia	North Alabama	L 1-2	Regional	
	Troy State	L 1-5	Regional	
	Shippensburg	L 7-8	Regional	
	Longwood	L 11-12 (13)	Regional	

1985	Valdosta State	West Chester	L 4-11	Regional
		East Stroudsburg	W 16-3	Regional
		West Chester	W 7-3	Regional
		Shippensburg	W 22-13	Regional
		Shippensburg	W 13-6	Regional
		Troy State	W 19-1	National
		Cal Poly Pomona	L 0-10	National
		New Haven	L 9-11	National
		Troy State	North Alabama	W 7-6 (10)
	Delta State		W 10-2	Regional
	Delta State		W 10-6	Regional
	Valdosta State		L 1-19	Regional
	Delta State	Florida Southern	L 5-10 (12)	Regional
		Grand Valley St.	W 8-2	Regional
		Troy State	L 2-10	Regional
Grand Valley St.		W 8-4	Regional	
North Alabama	Troy State	L 6-7 (10)	Regional	
	Grand Valley St.	L 9-10 (14)	Regional	

1986	Troy State	Sam Houston St.	W 8-7	Regional	
		Jacksonville St.	W 13-4	Regional	
		Sam Houston St.	W 6-4	Regional	
		Mankato State	W 8-6	National	
		New Haven	W 7-5	National	
		Cal St.-Sacramento	W 9-1	National	
		Columbus	W 5-0	Finals	
		Valdosta State	Tenn.-Martin	W 8-1	Regional
			Columbus	L 6-9	Regional
	Tenn.-Martin		W 16-3	Regional	
	Columbus		L 7-12	Regional	
	Jacksonville State	SIU-Edwardsville	W 4-0	Regional	
		Troy State	L 4-13	Regional	
		Sam Houston St.	L 6-8	Regional	
	Tennessee-Martin	Valdosta State	L 1-8	Regional	
Md.-Baltimore Co.		W 14-6	Regional		
Valdosta State		L 3-16	Regional		

Year	Team	Opponent	Score	Tournament
1987	Troy State	North Alabama	W 4-0	Regional
		SIU-Edwardsville	W 8-5	Regional
		SIU-Edwardsville	W 3-1	Regional
		Tampa	W 6-0	National
		Cal St.-Dom. Hills	W 6-2	National
		Wright State	W 8-7	National
		Tampa	W 7-5	Finals
	Valdosta State	Longwood	W 14-1	Regional
		Columbus	L 5-8	Regional
		Columbus	L 8-14	Regional
	North Alabama	SIU-Edwardsville	L 4-11	Regional
		Troy State	L 0-4	Regional

1988	Jacksonville State	Delta State	W 13-5	Regional
		Central Mo. State	W 13-3	Regional
		Delta State	L 6-10	Regional
		Delta State	W 8-2	Regional
		Cal St.-Sac.	L 0-3	National
		New Haven	L 7-8	National
	Delta State	Jacksonville St.	L 5-13	Regional
		Troy State	W 9-7	Regional
		Central Mo. State	W 9-8	Regional
		Jacksonville St.	W 10-6	Regional
	Troy State	Jacksonville St.	L 2-8	Regional
		Central Mo. State	L 7-8	Regional
	Delta State	L 7-9	Regional	

1989	Jacksonville State	Delta State	W 11-10	Regional
		North Alabama	W 8-1	Regional
		North Alabama	W 8-5	Regional
		New Haven	W 12-4	National
		Rollins	W 6-5	National
		New Haven	L 2-5	National
		New Haven	L 6-10	National
	North Alabama	Delta State	W 8-4	Regional
		Jacksonville St.	L 1-8	Regional
		Jacksonville St.	L 5-8	Regional
	Delta State	Jacksonville St.	L 10-11	Regional
		North Alabama	L 4-8	Regional

1990	Jacksonville State	Mo. Southern St.	W 19-5	Regional
		Troy State	L 2-6	Regional
		Troy State	W 5-0	Regional
		Troy State	W 11-2	Regional
		Philadelphia	W 3-1	National
		Tampa	W 10-8	National
		Tampa	W 3-0	National
		Cal St.-Northridge	W 12-8	Finals
		Troy State	Mo. Southern St.	W 10-5
	Jacksonville St.		W 6-2	Regional
	Jacksonville St.		L 0-5	Regional
		Jacksonville St.	L 2-11	Regional

1991	Jacksonville State	Troy State	W 2-0	Regional
		Delta State	W 7-4	Regional
		Delta State	L 4-10	Regional
		Delta State	W 2-0	Regional
		Shippensburg	W 6-5	National
		SIU-Edwardsville	W 15-1	National
		UC-Riverside	L 10-12	National
		UC-Riverside	W 5-2	National
		Mo. Southern St.	W 20-4	Finals
		Delta State	Troy State	W 11-5
	Jacksonville St.		L 4-7	Regional
	Jacksonville St.		W 10-4	Regional
	Jacksonville St.		L 0-2	Regional



NCAA DIVISION II TOURNAMENT RESULTS

Year	Team	Opponent	Score	Tournament		
1991 (ctd.)	North Alabama	Longwood	L 2-5	Regional		
		Armstrong State	W 13-4	Regional		
		Longwood	L 3-8	Regional		
	Troy State	Jacksonville St.	L 0-2	Regional		
		Delta State	L 5-11	Regional		
1992	West Alabama	Columbus	W 10-8	Regional		
		North Alabama	W 10-2	Regional		
		North Alabama	W 7-3	Regional		
		Mansfield	L 1-4	National		
		Sacred Heart	W 7-6	National		
		Cal Poly-San Luis	L 2-6	National		
	North Alabama	Columbus	W 13-7	Regional		
		West Alabama	L 2-10	Regional		
		West Alabama	L 3-7	Regional		
	Valdosta State	Tampa	L 5-7	Regional		
		Florida Southern	L 1-5	Regional		
	1993	North Alabama	Valdosta State	W 9-7	Regional	
			Troy State	L 6-7	Regional	
Troy State			L 3-7	Regional		
Valdosta State		North Alabama	L 7-9	Regional		
		Troy State	L 2-4	Regional		
1994	Delta State	Central Oklahoma	L 2-6	Regional		
		Southern Colorado	W 7-6	Regional		
		Central Oklahoma	W 17-5	Regional		
		Central Oklahoma	W 9-6	Regional		
		Mansfield	L 3-4	National		
		Springfield	W 12-11(10)	National		
		Mansfield	W 6-1	National		
		Central Mo. State	W 10-3	National		
		Central Mo. State	L 2-8	National		
		1995	Valdosta State	Delta State	L 1-8	Regional
				North Alabama	W 11-10	Regional
North Alabama	W 9-8			Regional		
Ashland	W 9-3			National		
Florida Southern	L 5-9			National		
Bloomsburg	W 9-2			National		
Ga. College & St.	L 7-9		National			
North Alabama	Valdosta State		L 10-11	Regional		
	Delta State		W 13-6	Regional		
	Delta State		W 9-8	Regional		
	Valdosta State		L 8-9	Regional		
Delta State	Valdosta State	W 8-1	Regional			
	North Alabama	L 6-13	Regional			
	North Alabama	L 8-9	Regional			
1996	Delta State	Wingate	W 10-2	Regional		
		Abilene Christian	W 5-4	Regional		
		Abilene Christian	W 4-2	Regional		
		Tampa	W 8-4	National		
		St. Joseph's (Mo.)	L 6-7	National		
		Tampa	W 11-10	National		
		Kennesaw State	L 1-3	National		
		1997	North Alabama	Elon	L 2-6	Regional
Central Oklahoma	L 2-13			Regional		
1998	West Georgia	Tarleton State	W 5-0	Regional		
		Ala.-Huntsville	W 10-7	Regional		
		Ala.-Huntsville	L 2-12	Regional		
		Ala.-Huntsville	W 6-1	Regional		
		Cal State-Chico	W 5-2	National		
		Tampa	L 1-5	National		
		St. Joseph's	W 8-7	National		
		Tampa	L 0-10	National		

Year	Team	Opponent	Score	Tournament
1998 (ctd.)	Alabama-Huntsville	Texas A&M-K'ville	W 8-1	Regional
		West Georgia	L 7-10	Regional
		Tarleton State	W 14-6	Regional
		West Georgia	W 12-2	Regional
		West Georgia	L 1-6	Regional
1999	North Alabama	Ala.-Huntsville	W 7-4	Regional
		Southeastern Okla.	W 3-0	Regional
		Southeastern Okla.	W 4-2	Regional
		W. Va. State	W 15-9	National
		Kennesaw State	L 3-10	National
	Rockhurst	L 3-4	National	
	Alabama-Huntsville	North Alabama	L 4-7	Regional
		Delta State	W 12-7	Regional
		Southeastern Okla.	L 6-8	Regional
	Delta State	Southeastern Okla.	L 6-7	Regional
Ala.-Huntsville		L 7-12	Regional	
2000	Delta State	Southeastern Okla.	W 11-9	Regional
		Abilene Christian	W 14-13	Regional
		Southeastern Okla.	L 4-7	Regional
	Southeastern Okla.	Southeastern Okla.	L 5-11	Regional
Alabama-Huntsville	Abilene Christian	L 6-18	Regional	
	Southeastern Okla.	L 7-9	Regional	
2001	Delta State	Central Oklahoma	W 5-4	Regional
		Ala.-Huntsville	W 7-5	Regional
		Ala.-Huntsville	W 11-10	Regional
		North Florida	L 7-9	National
		Tampa	W 14-11	National
		UMass-Lowell	W 6-2	National
		North Florida	W 11-7	National
	St. Mary's	L 4-17	National	
	Alabama-Huntsville	Abilene Christian	W 3-1	Regional
		Delta State	L 5-7	Regional
		Central Oklahoma	W 14-8	Regional
Delta State		L 10-11	Regional	
2002	Delta State	Central Oklahoma	W 16-10	Regional
		Abilene Christian	W 6-5	Regional
		Abilene Christian	W 3-2	Regional
		Ashland	L 5-12	National
	Columbus State	L 5-6	National	
	Valdosta State	Abilene Christian	L 7-8	Regional
Central Oklahoma		L 6-11	Regional	
2003	Delta State	Southeastern Okla.	W 8-4	Regional
		Abilene Christian	L 5-14	Regional
		Central Oklahoma	W 18-8	Regional
		Abilene Christian	L 10-13	Regional
2004	Delta State	Incarnate Word	W 5-4	Regional
		Southern Arkansas	W 6-5	Regional
		Southern Arkansas	W 24-2	Regional
		Central Mo. State	W 6-5 (10)	National
		Columbus State	W 14-5	National
		Central Mo. State	L 9-12	National
		Central Mo. State	W 10-9	National
		Grand Valley St.	W 12-8	Finals
	Southern Arkansas	St. Mary's	W 10-2	Regional
		Delta State	L 5-6	Regional
Delta State	Incarnate Word	W 17-14	Regional	
	Delta State	L 2-24	Regional	

NCAA DIVISION II TOURNAMENT RESULTS



Year	Team	Opponent	Score	Tournament	
2005	Delta State	West Alabama	W 18-4	Regional	
		Abilene Christian	W 17-2	Regional	
		Central Oklahoma	W 9-1	Regional	
		Chico State	W 3-0	National	
		Central Mo. State	L 1-2	National	
		Grand Valley St.	L 7-11	National	
	West Alabama	Delta State	L 4-18	Regional	
		Central Oklahoma	L 2-5	Regional	
	2006	Montevallo	West Alabama	W 6-0	Regional
			Southern Arkansas	W 22-2	Regional
Southern Arkansas			W 18-4	Regional	
Incarinate Word			W 9-8	Regional	
West Chester			W 3-2 (12)	National	
Tampa			L 4-5	National	
West Chester			W 10-3	National	
Chico State			L 5-9	National	
Southern Arkansas			Central Oklahoma	W 4-3	Regional
			Montevallo	L 2-22	Regional
		Abilene Christian	W 5-4	Regional	
Montevallo		Abilene Christian	L 4-18	Regional	
		Montevallo	L 4-18	Regional	
West Alabama		Montevallo	L 0-6	Regional	
		Abilene Christian	W 8-4	Regional	
	Incarinate Word	L 5-11	Regional		
2007	Montevallo	St. Edward's	W 7-4	Regional	
		West Florida	W 11-6	Regional	
		Angelo State	W 5-4	Regional	
		Angelo State	L 1-8	Regional	
		Angelo State	L 2-3	Regional	
	West Florida	Delta State	W 4-3	Regional	
		Montevallo	L 6-11	Regional	
		Delta State	W 2-1	Regional	
	Delta State	Angelo State	L 7-13	Regional	
		West Florida	L 3-4	Regional	
		Ouachita Baptist	W 6-3	Regional	
	Delta State	West Florida	L 3-4	Regional	
		West Florida	L 3-4	Regional	
	Ouachita Baptist	Angelo State	L 1-8	Regional	
		Delta State	L 3-6	Regional	

Year	Team	Opponent	Score	Tournament
2008	Ouachita Baptist	Southern Ark.	W 5-2	Regional
		Abilene Christian	W 10-5	Regional
		Delta State	W 19-14	Regional
		Delta State	W 8-1	Regional
		Mount Olive	L 5-6	National
		Tampa	W 12-10	National
		Ashland	W 12-5	National
		Sonoma State	W 2-1	National
		Sonoma State	W 2-1	National
		Mount Olive	L 2-6	Finals
	Delta State	Texas A&M-K'ville	W 9-3	Regional
		West Alabama	W 9-7	Regional
		Ouachita Baptist	L 14-19	Regional
		Southern Ark.	W 5-3	Regional
		Ouachita Baptist	L 1-8	Regional
		Ouachita Baptist	L 2-5	Regional
	Southern Arkansas	Texas A&M-K'ville	W 15-3	Regional
		Abilene Christian	W 9-8	Regional
		Delta State	L 3-5	Regional
	West Alabama	Abilene Christian	L 7-8	Regional
		Delta State	L 7-9	Regional

*Former GSC members in *ITALICS*.

GSC BASEBALL IN THE PROS

GSC in Major League Baseball™

Player, Position	School	Team
Josh Willingham, OF	North Alabama	Washington Nationals
Brent Leach, P	Delta State	Los Angeles Dodgers
Edwin Maysonet, 2B	Delta State	Houston Astros
Jason Bulger, P	Valdosta State	Los Angeles Angels



Willingham was traded to the Washington Nationals from Florida in November 2008 after belting 63 homeruns in three years for the Marlins.



Bulger was recalled to the Angels' active roster in September 2008, pitching during the team's run to the American League West Division Championship.

GSC in Minor League Baseball™

Player, Position	School	Organization
Adam Bass, P	Alabama-Huntsville	San Diego*
Brent Durand, P	Delta State	Florida
Dusty Hughes, P	Delta State	Kansas City
Kenny Smalley, P	Delta State	Oakland
Jareck West, OF	Delta State	Oakland
Eli Whiteside, C	Delta State	San Francisco*
J.D. Pruitt, OF	Montevallo	Oakland
James Barksdale, OF	North Alabama	Pittsburgh
Steve Smith, P	Ouachita Baptist	Cleveland
Lee Martin, P	Southern Arkansas	Minnesota
Skyler Stromsmoe, 2B	Southern Arkansas	San Francisco
Geraldo Valentin, OF	Southern Arkansas	Kansas City
Brandon Dill, P	West Alabama	Colorado
Ryne Lawson, P	West Alabama	Boston
Patrick Cottrell, 3B	West Florida	Tampa Bay
Jordan Towns, P	West Georgia	LA Angels

*Non-Roster Invitee (Invited to Team's Spring Training)
Source: mlb.com & milb.com; As of 2/6/09



ALL-TIME GSC MAJOR LEAGUE BASEBALL™ DRAFT PICKS

CURRENT TEAMS

<u>GSC Draft Picks</u>	<u>School</u>	<u>Year</u>	<u>Team</u>	<u>Round</u>	<u>Pick</u>	<u>Overall</u>	<u>Notes</u>
Wesley Long, SS	UAH	2004	Athletics	29	26	877	
Adam Bass, P	UAH	2003	Diamondbacks	10	29	326	
Justin Barnes, C	UAH	2003	Tigers	32	3	940	
Jake Mathis, 3B	UAH	2002	Angels	28	12	834	
James Gates, OF	UAH	2001	Angels	21	13	629	
Blake Bone, 3B	UAH	2000	Mariners	11	16	326	
Todd Shiyuk, P	UAH	1999	Padres	10	28	322	
Kenneth Westmoreland, P	UAH	1998	Phillies	10	1	284	
Bailey Chancey, OF	UAH	1996	Mets	19	13	558	
Adam Burton, C	UAM	2004	Cardinals	38	19	1140	
Jake Nowlen, P	UAM	2001	Cardinals	33	28	1004	
Steven Green, OF	UAM	2001	Cardinals	40	27	1213	
Aubrey Miller, P	ATU	2006	Orioles	23	9	685	
John Paul Davis, 1B	ATU	2001	Devil Rays	22	3	649	
David Ciesla, P	ATU	1998	Phillies	34	1	1004	
Zac Clements, C	CBU	2002	Mets	16	15	477	
Kenny Smalley, P	DSU	2008	Athletics	24	12	724	
Brett Durand, P	DSU	2007	Marlins	11	12	346	
Jareck West, OF	DSU	2007	Athletics	25	26	780	
Brent Leach, P	DSU	2005	Dodgers	6	26	196	On Dodgers' 40-Man Roster
Mark Broome, 3B	DSU	2004	Cardinals	41	19	1230	
Dustin Hughes, P	DSU	2003	Royals	11	5	312	
Edwin Maysonet, 2B	DSU	2003	Astros	19	22	569	On Astros' Active Roster
Eli Whiteside, C	DSU	2001	Orioles	6	7	173	
Dee Haynes, OF	DSU	2000	Cardinals	14	13	413	
Nathan Price, P	DSU	1998	Royals	40	4	1187	
David Townsend, P	DSU	1996	Marlins	6	9	164	
Rodney Batts, 2B	DSU	1996	Phillies	22	11	646	
Andre Thompson, OF	DSU	1996	Red Sox	39	26	1171	
David Townsend, P	DSU	1995	Giants	49	12	1341	
Gary Dixon, P	DSU	1994	Padres	14	3	374	
Eddie Tucker, C	DSU	1988	Giants	5	17	126	
Tom Hostetler, P	DSU	1987	Giants	8	16	204	
Barry Lyons, C	DSU	1982	Mets	15	5	370	
Chris Burgess, P	DSU	1982	Padres	16	3	394	
Barry Lyons, C	DSU	1981	Tigers	25	16	636	
John Crawford, C	DSU	1978	Tigers	20	11	502	
Judson Thigpen, P	DSU	1978	Tigers	29	7	669	
Stew Cliburn, P	DSU	1977	Pirates	4	18	96	
Mike Payne, P	DSU	1973	Red Sox	1	22	22	January Secondary Draft
Mike Payne, P	DSU	1972	Royals	1	8	8	June Secondary Draft
J.D. Pruitt, OF	UM	2007	Athletics	23	26	720	
Jeff Segar, 3B	UM	2000	Yankees	23	28	698	
Bernard Hutchison, OF	UM	1996	Rockies	22	21	656	
Michael Fieldbinder, P	UM	1996	Brewers	35	8	1033	
James Barksdale, OF	UNA	2006	Pirates	15	4	440	
Michael Klug, 2B	UNA	2005	Athletics	28	21	851	
Nathan Bowden, IF	UNA	2002	Yankees	34	24	1026	
Josh Willingham, 2B	UNA	2000	Marlins	17	1	491	Current Starting LF for WAS
Justin Fenus, P	UNA	1996	Phillies	36	11	1066	
Terry Jones, OF	UNA	1993	Rockies	40	28	1136	
Craig Bryant, SS	UNA	1991	Mariners	18	11	474	
Charlie Rogers, P	UNA	1990	Miami (Minors)	18	1	479	
Rodney Busha, P	UNA	1990	Rangers	18	17	495	
Gregory Bowles, OF	UNA	1989	Twins	34	25	892	
Gilbert Cleveland, P	UNA	1989	Rangers	36	5	924	
Harry Shelton, OF	UNA	1986	Cubs	17	9	428	
Jim Czajkowski, P	UNA	1986	Braves	29	5	711	
Mike Gentle, P	UNA	1982	Dodgers	23	18	588	
Steve Smith, P	OBU	2008	Indians	25	29	771	
Lee Martin, P	SAU	2007	Twins	18	28	572	
Jeremy Hambrice, OF	SAU	2006	Mets	31	18	934	



ALL-TIME GSC MAJOR LEAGUE BASEBALL™ DRAFT PICKS

CURRENT TEAMS

<u>GSC Draft Picks</u>	<u>School</u>	<u>Year</u>	<u>Team</u>	<u>Round</u>	<u>Pick</u>	<u>Overall</u>	<u>Notes</u>
Bobby Beeson, P	SAU	2004	Royals	10	14	295	
Brian Barr, P	SAU	2003	Reds	22	14	651	
Melvin Falu, SS	SAU	2002	Cardinals	28	30	852	
Robert Wachman, P	VSU	2004	Reds	32	7	948	
Corey Wachman, P	VSU	2002	Reds	7	3	195	
Michael Smith, P	VSU	2002	Tigers	16	8	470	
Jason Bulger, P	VSU	2001	Diamondbacks	1	22	22	On Angels' Active Roster
Andy Boutwell, P	VSU	2000	Reds	29	23	873	
Scotty Layfield, P	VSU	1999	Cardinals	20	18	612	
Douglas Dimma, P	VSU	1999	Blue Jays	36	19	1093	
Scott MacRae, P	VSU	1995	Reds	32	24	895	
Dwayne Cushman, P	VSU	1995	Reds	44	24	1231	
James Young, OF	VSU	1993	Cubs	45	9	1254	
Thomas King, OF	VSU	1993	Cubs	62	4	1586	
Tom Pinson, P	VSU	1992	Mets	42	9	1169	
Rey Vizcaino, 1B	VSU	1987	Pirates	14	2	346	
Steve Browning, C	VSU	1987	Orioles	21	7	533	
Mickey Peyton, OF	VSU	1987	Pirates	23	2	580	
Mike Jones, OF	VSU	1985	Blue Jays	13	25	339	
Michael White, OF	VSU	1985	Dodgers	24	10	610	
Andrew Anthony, OF	VSU	1985	Dodgers	30	8	754	
Mike Jones, OF	VSU	1984	Blue Jays	15	20	386	
Charlie Moore, SS	VSU	1983	White Sox	8	17	201	
Donald "Ryne" Lawson, P	UWA	2006	Red Sox	30	27	913	
Jason Herman, P	UWA	2005	Pirates	31	11	931	
Don Kinnie, OF	UWA	1995	Cubs	14	4	371	(Livingston)
Paul LeClair, OF	UWA	1994	Mets	74	1	1652	(Livingston)
Harold Williams, OF	UWA	1993	White Sox	26	17	733	(Livingston)
Mike DeJean, P	UWA	1992	Yankees	24	6	662	(Livingston)
Harold Williams, OF	UWA	1992	Athletics	33	20	928	(Livingston)
Michael Carter, SS	UWA	1990	Brewers	3	14	87	(Livingston)
Jeff Branson, SS	UWA	1988	Reds	2	15	45	(Livingston)
Parker Wilson, 3B	UWA	1980	Red Sox	21	23	542	(Livingston)
Randy Hopkins, P	UWA	1973	Pirates	13	24	312	(Livingston)
Patrick Cottrell, SS	UWF	2004	Devil Rays	33	4	975	
Jeremy Noegel, P	UWF	2003	Blue Jays	34	13	1010	
Ron Ricks, P	UWF	1997	Angels	57	1	1503	
Jordan Towns, P	UWG	2007	Angels	25	24	778	
Cortez Wyatt, P	UWG	1994	Cubs	26	15	722	
Charles Davis, 1B	UWG	1989	Indians	22	11	567	
Mike Lilly, P	UWG	1985	Dodgers	20	10	506	
Greg Harper, C	UWG	1987	Braves	30	6	766	
Kevin Creech, 3B	UWG	1984	Tigers	15	24	390	

FORMER TEAMS

<u>Former Picks</u>	<u>School</u>	<u>Year</u>	<u>Team</u>	<u>Round</u>	<u>Pick</u>	<u>Overall</u>	<u>Notes</u>
Andy Jackson, P	Central Ark.	2006	Marlins	26	19	785	
Greg Montgomery, P	Central Ark.	1996	Cardinals	27	3	788	
Philip Bailey, P	Central Ark.	1995	Giants	13	16	355	
Eric Ford, OF	Jax State	1993	Red Sox	43	6	1198	
Jason Tidwell, P	Jax State	1992	Marlins	14	28	404	
Tim Van Egmond, P	Jax State	1991	Red Sox	17	23	460	
Craig Holman, P	Jax State	1991	Phillies	22	10	577	
Randy Belyeu, C	Jax State	1991	Cubs	28	12	735	
John Landrum, OF	Jax State	1991	Dodgers	28	18	741	
Craig Holman, P	Jax State	1990	Blue Jays	13	23	366	
Todd Altaffer, P	Jax State	1990	White Sox	23	4	614	
Scott Sprick, SS	Jax State	1990	Orioles	24	20	656	
Todd Jones, P	Jax State	1989	Astros	1	27	27	319 Saves in 15 MLB Years
James Dennison, P	Jax State	1989	Red Sox	15	23	397	
Mac Seibert, 1B	Jax State	1989	Tigers	36	21	940	



ALL-TIME GSC MAJOR LEAGUE BASEBALL™ DRAFT PICKS

FORMER TEAMS

Former Picks	School	Year	Team	Round	Pick	Overall	Notes
Jim Smith, P	Jax State	1988	Royals	6	18	153	
Stewart Lee, 3B	Jax State	1988	Brewers	18	24	471	
Jeff Atha, 2B	Jax State	1987	Expos	24	12	616	
Jeff Hayward, P	Jax State	1985	Reds	18	4	448	
Chris Parker, P	Jax State	1984	Astros	13	17	331	
Charles Culberson, OF	Jax State	1984	Giants	16	9	401	
Scott Whaley, P	Jax State	1983	Athletics	15	5	371	
Michael Blair, OF	Jax State	1983	Dodgers	17	18	436	
John Mortillaro, P	Jax State	1982	Braves	24	9	604	
Charles Fisher, OF	Jax State	1981	Red Sox	9	19	226	
Chuck Davis, P	Jax State	1981	Red Sox	12	19	304	
Jerome Coleman, OF	Jax State	1981	Expos	26	16	660	
Steve Leppert, C	Jax State	1980	Reds	5	19	122	
Dennis Cleveland, 3B	Jax State	1980	Astros	23	16	585	
Samuel Davis, OF	Jax State	1977	Indians	2	11	37	
John Treadway, 1B	Jax State	1977	Expos	14	2	340	
Terry Abbott, P	Jax State	1977	Braves	15	4	368	
Larry Bowie, C	Jax State	1977	Padres	21	8	522	
Ted Barnicle, P	Jax State	1975	Giants	1	8	8	
Evan Edge, C	Jax State	1975	Reds	16	22	382	
Roger Mayo, P	Jax State	1975	White Sox	23	10	534	
Perry Renfroe, P	Jax State	1972	Reds	8	1	127	January Draft
Eddie Echols, 3B	Jax State	1972	White Sox	13	12	300	
Scot Shields, P	Lincoln Mem.	1997	Angels	38	3	1137	Current RP for Angels
Allen Butler, 3B	Lincoln Mem.	1996	Yankees	8	24	239	
Ryan Wheeler, 2B	Lincoln Mem.	1996	Yankees	32	24	959	
Ryan Freel, 2B	Lincoln Mem.	1994	Cardinals	14	19	390	Current OF for Orioles
Miguel Rivera, SS	Lincoln Mem.	1994	Cardinals	32	19	894	
Gary McDonnell, 2B	Nicholls St.	1977	Mariners	20	24	514	
Robert Taylor, SS	Nicholls St.	1974	Padres	9	1	193	
Matt Dinkle, P	Nicholls St.	1973	Expos	22	6	508	
Ken Alfred, P	Nicholls St.	1972	Braves	12	11	275	
Robert Hrapman, SS	NW La. St.	1974	Cardinals	2	13	37	
Andrew Davis, 2B	SE Lousiana	1976	Orioles	3	20	68	
Glen Lamas, C	SE Lousiana	1974	Indians	8	1	133	January Draft
Andrew Dolson, P	Troy State	1991	Blue Jays	22	21	588	
Keith Black, 2B	Troy State	1991	Cardinals	54	3	1363	
James Coachman, 1B	Troy State	1990	White Sox	27	4	718	
Steve Fanning, SS	Troy State	1988	Cardinals	7	23	184	
Rod Brooks, P	Troy State	1988	Cardinals	11	23	288	
James Wray, P	Troy State	1988	Dodgers	19	5	478	
David Wuthrich, P	Troy State	1988	Giants	27	17	698	
David Bond, P	Troy State	1987	Padres	5	10	120	
Chris Small, P	Troy State	1987	Astros	10	22	262	
Charles Elmore, OF	Troy State	1987	Orioles	16	7	403	
James Wray, P	Troy State	1987	Red Sox	21	26	552	
Marcus Pilkinton, P	Troy State	1987	Orioles	26	7	663	
Warren Arrington, OF	Troy State	1987	Cubs	27	7	689	
Vince Kindred, OF	Troy State	1986	Cardinals	7	23	182	
Mike Perez, P	Troy State	1986	Cardinals	12	23	312	
Jody Ryan, P	Troy State	1986	Mariners	15	8	375	
Ron Warren, P	Troy State	1986	Red Sox	18	14	459	
Ray Stephens, C	Troy State	1985	Cardinals	6	18	150	
Chuck Stanhope, P	Troy State	1985	Orioles	6	19	151	
Walter Watford, SS	Troy State	1985	Blue Jays	14	25	365	
David Banks, 1B	Troy State	1985	Yankees	25	23	649	
Pedro LaTorre, 2B	Troy State	1982	Cardinals	14	21	360	
Danny Cox, P	Troy State	1981	Cardinals	13	8	319	
Kevin McDaniel, SS	Troy State	1981	Expos	32	12	780	
Stan McCauley, 3B	Troy State	1979	Cardinals	26	5	647	
Kenneth Gilmore, 2B	Troy State	1978	Indians	27	6	636	
Ronnie Reasonover, OF	Troy State	1977	Tigers	28	2	669	

ALL-TIME ALL-GSC BASEBALL TEAMS



1972

WESTERN

1B Benny Burtram, UWA
 2B Greg Marten, SELA
 3B Don Harper, DSU
 SS Mike Rosemond, DSU
 SS Robert Taylor, NC
 OF Kenny Haddock, UWA
 OF Danny LeBlanc, NS
 OF Mike Smith, DSU
 C James Bergeron, NS
 C Steve Tomaszewski, DSU
 P Matt Dinkle, NS
 P Mike Payne, DSU

EASTERN

1B Mike Donahue, UTM
 2B Ralph Clayton, JSU
 3B Eddie Echols, JSU
 3B Tony McGhee, TSU
 SS John Hunter, JSU
 OF Robert Boswell, TSU
 OF Larry Foster, JSU
 OF Benny Hale, UNA
 OF Dale Mathis, UNA
 C Danny Martin, TSU
 P Mike Galloway, JSU
 P Joe Kuchar, UTM
 P Steve Machen, JSU

1973

WESTERN

1B Darryl Woods, NWLA
 2B Allen Hames, DSU
 3B Paul Schultz, SELA
 SS Robert Taylor, NS
 UT Andy Davis, SELA
 OF Kevin Fogg, SELA
 OF Gary McKissick, DSU
 OF Darrell Herbert, NS
 OF Tommy Mims, DSU
 C James Bergeron, NS
 C Glen Lamas, SELA
 P Dennis Choate, NWLA
 P Matt Dinkle, NS
 P Pete Albritton, DSU
 P Richard Simon, SELA

EASTERN

1B Don Jackson, UTM
 2B Don Walton, TSU
 3B John Hunter, JSU
 SS Larry Long, UTM
 UT Jimmy Snow, JSU
 OF Larry Foster, JSU
 OF Bill Reeves, UWA
 OF Jeff Vardo, TSU
 OF Tommy Woo, JSU
 C Stan Steadman, UNA
 C Jay Johnson, UTM
 P Gary Cottingham, UWA
 P Doug Brantley, JSU
 P Dick Windbigler, UTM
 P Larry Craig, TSU

1974

WESTERN

1B Darryl Woods, NWLA
 2B Allen Hames, DSU
 3B Paul Schultz, SELA
 SS Bob Hrapmann, NWLA
 OF Herman Grissom, NS
 OF Charlie Jackson, NWLA
 OF Dale Halladay, SELA
 OF Harry Perry, DSU
 OF Robert Street, MC
 UT Bobby Taylor, NS
 DH Al Difabio, DSU
 C Darrell Hebert, NS
 C Steve Tomaszewski, DSU
 P Jeff Fay, NS
 P Pete Albritton, DSU
 P Joe Hubla, DSU
 P Dennis Choate, NWLA

EASTERN

1B Jim Snow, JSU
 2B Roger Ralph, UNA
 3B Ralph Clayton, JSU
 SS Bobby Carney, UWA
 OF Lannie Belue, UNA
 OF Mike Shambre, UTM
 OF Darrell Ingram, JSU
 OF Curtis Williams, TSU
 UT Jeff Vardo, TSU
 DH Ted Saenz, UWA
 C Stan Steadman, UNA
 C Evan Edge, JSU
 P Mike Galloway, JSU
 P David George, UNA
 P Jim Moloney, UTM
 P Roger Mayo, JSU

1975

WESTERN

1B Bryan Rodgers, DSU
 2B Steve Odom, MC
 3B Paul Schultz, SELA
 SS Andy Davis, SELA
 OF Carl Zornes, NS
 OF Kevin Fogg, SELA
 OF Chris Michael, MC
 UT Mike Lavin, SELA
 UT Mike Jones, MC
 C Mike Mulligan, NS
 C Mark Butler, SELA
 P Jeff Fay, NS
 P Bill LePine, NS
 P Mike Fielder, DSU
 P Wayne Silva, SELA

EASTERN

1B Roger Ralph, UNA
 2B Tommy Monk, UWA
 3B Mark Stafford, UTM
 SS Mike Morrison, JSU
 OF Darrell Ingram, JSU
 OF Sonny Mosley, JSU
 OF Walter Glass, UTM
 UT Rick Maze, UNA
 UT Mack Moore, UTM
 C Tommy Snell, UWA
 C Evan Edge, JSU
 P Ted Barnicle, JSU
 P Curtis Williams, TSU
 P Danny Mitchell, UTM
 P Roger Mayo, JSU

1976

WESTERN

1B Mike Lavin, SELA
 2B Ricky Perkins, DSU
 3B Terry Covington, DSU
 SS Andy Davis, SELA
 SS Steve McEwin, DSU
 OF Carl Zornes, NS
 OF Kevin Fogg, SELA
 OF Sonny Clay, DSU
 OF Chris Michael, MC
 UT Gary McDonnell, NS
 C Mike Mulligan, NS
 C Mark Butler, SELA
 P Charles Hughes, DSU
 P Kenny Lehrmann, SELA
 P Eric Champagne, NS
 P Stewart Cliburn, DSU

EASTERN

1B Ted Saenz, UWA
 2B Sammy Davis, JSU
 3B Butch Lanier, JSU
 SS Jeff Vardo, TSU
 OF Dale Horn, UTM
 OF Larry Ketchum, UNA
 OF Wayne Ragland, JSU
 OF Walter Glass, UTM
 UT Bobby Carney, UWA
 DH Jay Graham, JSU
 P Steve Gamble, JSU
 P Mike Lamb, JSU
 P Ron Pierce, TSU
 P Phil Lolley, UWA

1977

WESTERN

1B Bryan Rodgers, DSU
 2B Ricky Perkins, DSU
 3B Jimmy Newquist, DSU
 SS Tom Waring, DSU
 OF Bubba McBrain, DSU
 OF Tim Harvey, DSU
 OF Gary McDonnell, NS
 UT Tim Richard, NS
 DH Ernie Johns, SELA
 C John Crawford, DSU
 C Mike Mulligan, NS
 C Mark Butler, SELA
 P Keil North, NS
 P Stewart Cliburn, DSU
 P Steve Sandori, DSU
 P Kenny Lehrmann, SELA

EASTERN

1B Stan Treadway, JSU
 2B Mike Morrison, JSU
 3B Randy Rand, TSU
 SS Sammy Davis, JSU
 OF Dale Horn, UTM
 OF David Couch, UTM
 OF Randy Putman, JSU
 UT Andre Wood, JSU
 DH Wayne Hollyhand, UWA
 C Mack Moore, UTM
 C Glen Hildreth, UNA
 C Ron Pierce, TSU
 P Steve Gamble, JSU
 P Darryl Cantrell, UNA
 P Terry Abbott, JSU

1978

WESTERN

1B Russ Marsh, SELA
 2B Bob Harju, SELA
 3B Wayne Golden, SELA
 SS Mike Kinnison, DSU
 OF Bubba McBrain, DSU
 OF Donnie Midkiff, NS
 OF Steve Grigas, SELA
 OF Gus Malespin, SELA
 UT Ricky Perkins, DSU
 DH Stacy Carmichael, MC
 C Chris Belmont, SELA
 C John Crawford, DSU
 P Steve Sandroni, DSU
 P Ty Carter, DSU
 P Kenny Lehrmann, SELA
 P Blaine Roseberry, SELA
 P Randy Blanchard, NS

EASTERN

1B Wayne Hollyhand, UWA
 2B Kenney Gilmore, TSU
 3B Randy Rand, TSU
 SS Carey Smith, UTM
 OF David Couch, UTM
 OF Kenny Weimorts, UWA
 OF Cooter Swanson, TSU
 UT Luke Weimorts, UWA
 DH Mark Sparks, UNA
 C Buster Bergstrom, TSU
 C Glen Hildreth, UNA
 P Darryl Cantrell, UNA
 P Jeff Rhodes, JSU
 P Rick Harrison, TSU
 P Andy Giannini, TSU
 P Randy Smith, UWA

From 1973-79 and 1983-91, the GSC chose an All-Conference Team and All-Division Teams. Those players who were selected All-Conference are in **BOLD**.



ALL-TIME ALL-GSC BASEBALL TEAMS

1979

WESTERN

1B Russ Marsh, SELA
 2B Danny Hrapmann, NS
 3B Glenn Duplessis, SELA
 SS Bob Harju, SELA
 OF Bubba McBrain, DSU
 OF Timbo Baird, DSU
 OF Gus Malespin, SELA
 UT Tim Richard, NS
 DH Charlie Russell, MC
 C Eric Stevens, NS
 C Barry Lyons, DSU
 P Mike Persons, MC
 P Randy Blanchard, NS
 P Blaine Roseberry, SELA
 P Kevin Medlock, DSU

1980

1B Bart Cregeen, UNA
 2B Dale Bowen, DSU
 3B Dennis Cleveland, JSU
 SS Tom Walston, UTM
 OF Timbo Baird, DSU
 OF Joe Carlo, UNA
 OF Steve Leppert, JSU
 UT Jack Tinkler, TSU
 DH Bob Boyte, MC
 C Barry Lyons, DSU
 C Rich Bouchillon, TSU
 P Andy Giannini, TSU
 P Mike Bennett, UTM
 P John Mortillaro, JSU
 P Pat Malinski, TSU

1982

1B Scott Bowlin, UWA
 2B Pedro LaTorre, TSU
 3B Joe Lapka, JSU
 SS Tony Kirkland, TSU
 OF Bart Cregeen, UNA
 OF Mark Graham, DSU
 OF Jim Winters, JSU
 UT Andy Lashley, UWA
 DH Ronald Davis, DSU
 C Barry Lyons, DSU
 C Nana Clark, UWA
 P Wes Britt, TSU
 P Chris Burgess, DSU
 P John Mortillaro, JSU
 P Steve Schroeder, UWA

1983

WHITE

1B Jeff Bell, UNA
 2B Jeff Hughes, JSU
 3B Jimbo Willis, UTM
 SS Bruce Hamrick, JSU
 OF Charles Culberson, JSU
 OF Mark Graham, DSU
 OF Randy Kelley, UNA
 UT Barry Henderson, JSU
 DH Mike Moore, DSU
 C Mike Blair, JSU
 C Gary Pitman, UTM
 P Chris Burgess, DSU
 P Kevin Tuck, UTM
 P Scott Whaley, JSU
 P Kent Willis, UNA

EASTERN

1B Donny Hensley, UTM
 2B David Crawford, JSU
 3B Stan McCauley, TSU
 SS Keith Luker, UWA
 OF Crestwell Pratt, JSU
 OF Steve Romine, TSU
 OF Bill Zipp, UTM
 UT Jack Tinkler, TSU
 DH Billy Fultz, UWA
 C Buster Bergstrom, TSU
 P Jeff Anderson, UNA
 P Andy Giannini, TSU
 P Keef Pettis, UWA
 P John Mortillaro, JSU

1981

1B Stacy Carmichael, MC
 2B Pedro LaTorre, TSU
 3B Donnie Mitchell, UTM
 SS Kevin McDaniel, TSU
 OF Timbo Baird, DSU
 OF Mike Austin, TSU
 OF Bob Boyte, MC
 OF John Brower, TSU
 UT Rich Bouchillon, TSU
 C Barry Lyons, DSU
 P Danny Cox, TSU
 P Bo Jordan, MC
 P Chris Burgess, DSU
 P Steve Lowery, TSU

BLUE

1B Wayne Fugett, VSU
 2B Jerry Briggs, TSU
 3B Greg Waits, VSU
 SS Charlie Moore, VSU
 OF Keith Bragg, TSU
 OF Chuck DeVane, VSU
 OF Duane McFarland, UWA
 OF June Munford, VSU
 UT Osvaldo Jimenez, TSU
 DH Richey Hines, MC
 C Mike Ruff, VSU
 C Brooks Warren, MC
 C Tim Watkins, MC
 P Jeff Agerter, VSU
 P Mark Floyd, TSU
 P Ricky Tucker, VSU

1984

WHITE

1B Jim Booth, MC
 2B Buck Watford, TSU
 3B Brian Pinnell, TSU
 INF Ricky Hines, MC
 OF Ed Bradley, MC
 OF Mike Bearden, TSU
 OF Mike Jones, VSU
 UT Brooks Warren, MC
 DH Dave Banks, TSU
 C Ray Stephens, TSU
 C Vincent Tillis, MC
 P Tim Watkins, MC
 P Kerry Page, MC
 P Rickey Knotts, TSU
 P Bobby Hurtt, VSU

NORTH

INF Lee Hayes, DSU
 2B Roger Hill, DSU
 3B Richard Craven, UTM
 SS Chris Nolley, UWG
 OF Cedric Landrum, UNA
 OF Harry Shelton, UNA
 OF Jim Willis, UTM
 UT Rick Chavez, UNA
 DH Stuart Lewis, UWG
 C Gary Meredith, DSU
 C Joe Casbarro, UWG
 P Robert Lopez, UNA
 P Randy Gurlen, DSU
 P Bruce Beckman, UTM
 P Johnnie Taylor, DSU

NORTH

INF Chris Garmon, JSU
 2B Stuart Lewis, UWG
 3B Mark Krumbach, UNA
 SS Stewart Lee, JSU
 OF Harry Shelton, UNA
 OF Churchill Moore, UTM
 OF Andre London, UWG
 OF Craig Daniels, JSU
 UT Terry Ivey, UWG
 DH Eddie Serrano, UNA
 C Scooter Tucker, DSU
 C Chuck Wagner, JSU
 P Steve Marriam, JSU
 P Mark Eskins, JSU
 P Frankie Turner, UNA
 P Martin Newby, UTM

WEST

1B Robert Maracigan, UNA
 2B JD Ramirez, UNA
 3B Nick Huber, MC
 SS Jeff Branson, UWA
 OF Mike Kraft, DSU
 OF Churchill Moore, UTM
 OF Ken Higginbotham, UWA
 UT Roger Gum, UTM
 DH Mike Posey, DSU
 C Scooter Tucker, DSU
 C David Jones, UWA
 P Chuck Ashcraft, UNA
 P Jesus Rivera, UNA
 P Tom Hostetler, DSU
 P LaDell Branson, UWA

BLUE

1B Mark Hanson, JSU
 2B Kevin Creech, UWG
 3B Ricky Chavez, UNA
 SS Roger Hill, DSU
 OF Charles Culberson, JSU
 OF Ron Ivey, DSU
 OF Jim McBrayer, UWG
 UT Chris Garmon, JSU
 DH Mike Moore, DSU
 C Thomas Wilson, JSU
 C Joe Casbarro, UWG
 P Greg Valentini, UWG
 P Robert Lopez, UNA
 P Mike Prather, UTM
 P Chris Parker, JSU

1985

SOUTH

INF Richey Hines, MC
 2B Ed Nix, TSU
 3B Buck Watford, TSU
 SS Jo Jo Blaha, VSU
 OF Andy Anthony, VSU
 OF Mike Jones, VSU
 OF Tonye Lasseter, MC
 UT Wendell Stephens, TSU
 DH Dave Banks, TSU
 C Ray Stephens, TSU
 C Kevin Spooner, VSU
 C Chuck Stanhope, TSU
 P Tim Watkins, MC
 P Chris Nixon, VSU
 P Ron Warren, TSU

1986

SOUTH

INF Dominick Atteo, VSU
 2B Mark Smartt, TSU
 3B Jeff Branson, UWA
 SS Jo Jo Blaha, VSU
 OF Terry Sawick, VSU
 OF Warren Arrington, TSU
 OF Vince Kindred, TSU
 UT Wayne Busby, MC
 DH Wendell Stephens, TSU
 C Steve Browning, VSU
 C Brian Petrarca, UWA
 P Kevin Faulkner, VSU
 P Ron Warren, TSU
 P Mike Perez, TSU
 P Dennis Crawford, VSU

1987

EAST

1B Jude Rinaldi, TSU
 2B Harold Ragsdale, JSU
 2B Mark Smartt, TSU
 3B Mike Elmore, TSU
 3B Stewart Lee, JSU
 SS John Gordon, VSU
 OF Jon Underwood, JSU
 OF Jim Karanassos, JSU
 OF Warren Arrington, TSU
 UT Steve Eaton, TSU
 DH Larry Gryskevich, VSU
 C Steve Browning, VSU
 P Scott McMullen, TSU
 P Steve Marriam, JSU
 P Junior Vizcaino, VSU
 P James Wray, TSU

ALL-TIME ALL-GSC BASEBALL TEAMS



1988

WEST

1B Doug Brown, UTM
 2B Mike Patterson, DSU
 3B Nick Huber, MC
 SS **Jeff Branson, UWA**
 OF **Joe Blakey, UNA**
 OF Darrel Risberg, UTM
 OF Tim Tyson, DSU
 UT **JD Ramirez, UNA**
 DH **Michael Bridges, UWA**
 C Fred Veronezi, UWA
 C **Scooter Tucker, DSU**
 P **Woody Culp, UWA**
 P Tony Richard, MC
 P **Ron Hogan, DSU**
 P Jose Martinez, UNA

EAST

1B **Mac Seibert, JSU**
 2B **Mike Cassala, VSU**
 3B **Stewart Lee, JSU**
 SS Steve Fanning, TSU
 OF **David Cospoer, VSU**
 OF Allen Duff, UWG
 OF **Jim Karanassos, JSU**
 UT Steve Eaton, TSU
 DH Michael Davis, UWG
 C Marc Russo, TSU
 C **Rick Giannuzzi, JSU**
 P **James Wray, TSU**
 P Rodney Brooks, TSU
 P **Jim Smith, JSU**
 P Todd Jones, JSU

1989

WEST

1B Kyle Coleman, UTM
 2B **Mike Madej, UNA**
 3B **Tim Gillis, UWA**
 SS Mark Hayes, DSU
 OF Sean Doyle, DSU
 OF **Dan Bock, UNA**
 OF Rusty Smith, UNA
 UT **Mike Burns, UNA**
 DH Scott McMakin, UTM
 C Phillip Evans, UNA
 C **Mike Posey, DSU**
 P **Russ Cleveland, UNA**
 P **Doug King, DSU**
 P **Rick Shackle, DSU**
 P Tony Richard, MC

EAST

1B **Mac Seibert, JSU**
 2B Dennis Sellers, UWG
 3B Tom Dorton, JSU
 SS **Dirk Williams, TSU**
 OF **Xavier Isaac, UWG**
 OF **Brian Roberts, JSU**
 OF Darrien Teals, VSU
 OF Junior Shumpert, TSU
 UT Scott Mixon, UWG
 DH **Michael Davis, UWG**
 C Mike Vegara, VSU
 C **Brian Dunn, TSU**
 P Paul Kish, VSU
 P Davis McDaniel, UWG
 P **Craig Holman, JSU**
 P **Jim Dennison, JSU**

1990

WEST

1B **Jerry Mitchum, UNA**
 2B Britt Jones, UWA
 3B George Gann, UWA
 SS **Michael Carter, UWA**
 OF Greg King, UTM
 OF **Greg Bowles, UNA**
 OF Bobby Picou, DSU
 UT Richard Matz, UTM
 DH Rick Collier, DSU
 C **Scott McMakin, UTM**
 C Mike Weems, UNA
 P Jeff Dodson, UWA
 P **Robby Lamar, UNA**
 P Ken Head, UNA
 P Chris Hayes, DSU

EAST

1B Todd White, VSU
 2B **Keith Black, TSU**
 3B **John Martin, UWG**
 SS Scott Sprick, JSU
 OF Junior Shumpert, TSU
 OF Mark Adams, JSU
 OF **Merritt Bowden, JSU**
 OF **Scott Ates, TSU**
 UT **Rusty Brown, VSU**
 DH **Todd Pennington, UWG**
 C Randy Belyeu, JSU
 C **Joel Smith, TSU**
 P David Strain, JSU
 P **Todd Altaffer, JSU**
 P **Stoney Melton, TSU**
 P **Ward Thigpen, TSU**

1991

WEST

1B **Rick Collier, DSU**
 2B Jeff Long, DSU
 3B Rickey Drexler, UWA
 SS **Craig Bryant, UNA**
 OF Greg King, UTM
 OF **Norberto Erazo, UWA**
 OF Rusty Smith, UNA
 OF Brad Cohen, DSU
 UT Tom Graham, UWA
 DH Hayland Hardy, DSU
 C Brad Handley, UWA
 C Brian Cuffle, DSU
 P **Kent Sullivan, UNA**
 P Jason Eatman, UWA
 P **Brad Teague, DSU**
 P Duane Case, DSU

EAST

1B Eric Blissett, VSU
 2B **Keith Black, TSU**
 3B **Wayne Puckett, UWG**
 SS Jose Trujillo, TSU
 OF **Merritt Bowden, JSU**
 OF **Bryan McLain, UWG**
 OF Tracy Lee, TSU
 OF Jody Singleton, TSU
 UT **Baylor Alexander, VSU**
 DH **Ed Smith, TSU**
 C **Joel Smith, TSU**
 C **Randy Belyeu, JSU**
 P **Andy Dolson, TSU**
 P **Craig Holman, JSU**
 P David Hesterlee, UWG
 P Jeff Brown, TSU
 P Tim VanEgmond, JSU

1992

FIRST TEAM

1B Sean Starratt, UWA
 2B Paul Stroud, UWG
 3B Mike Plumlee, DSU
 SS Wayne Puckett, UWG
 OF Greg Bowles, UNA
 OF Bryan McClain, UWG
 OF Mark Adams, JSU
 UT Kenny Taylor, DSU
 DH David Smith, MC
 C Brad Handley, UWA
 C Kevin Henderson, UWG
 P Tom Pinson, VSU
 P Ken Head, UNA
 P Jeff Hoven, UWA
 P Chris LeFoy, UNA

SECOND TEAM

1B Carlos Baez, VSU
 2B Sean Buckingham, DSU
 3B Ricky Drexler, UWA
 SS Rusty Smith, UNA
 OF Michael Cudd, DSU
 OF Rodney Kay, UWG
 OF Harold Williams, UWA
 UT Kurt Titus, UNA
 DH Vinnie Birrittieri, VSU
 C Kenny Tew, MC
 C Brad Teague, DSU
 P Mike McNeer, MC
 P Sammie Ridley, UNA
 P Jason Eatman, UWA

1993

FIRST TEAM

1B Sean Starratt, UWA
 2B Robby Beaver, JSU
 2B Kent Scolamiero, UNA
 3B DJ Harris, UNA
 SS Jaime Stash, LMU
 OF Spade Bailey, LMU
 OF Terry Jones, UNA
 OF Rodney Mangham, UNA
 OF John Newsome, UWG
 UT Kenny Taylor, DSU
 DH Harold Williams, UWA
 C Randy Palmer, DSU
 C John Stratton, JSU
 P Blaine Beasley, UNA
 P Joe Burns, JSU
 P Sammy DiMartino, VSU
 P Bryan Shover, VSU

SECOND TEAM

1B Mitch Sexton, UNA
 2B Brent Polk, UWG
 3B Vinnie Birrittieri, VSU
 SS Earl Patrick, UWA
 SS Mike Howell, JSU
 OF Tom King, VSU
 OF Rob Nixon, UNA
 OF Craig Robertson, MC
 OF James Young, VSU
 UT Michael Young, MC
 DH Eric Ford, JSU
 C Jeff Cameron, UWA
 C Scott Simmons, VSU
 P Scott Dease, MC
 P Jeff Gregg, DSU
 P Junior Hoffman, UNA
 P Terry Pearson, UWA
 P Miles Tourigny, LMU

From 1973-79 and 1983-91, the GSC chose an All-Conference Team and All-Division Teams. Those players who were selected All-Conference are in **BOLD**.



ALL-TIME ALL-GSC BASEBALL TEAMS

1994

WEST

1B Tony Montgomery, DSU
 2B Jason Cumberland, DSU
 3B Earl Partrick, UWA
 SS Rusty Alligood, UWA
 OF Ronkie Mulkey, MC
 OF Hector Aguila, UWA
 OF Paul LeClair, UWA
 OF Jason Thompson, DSU
 UT KC Crothers, UWA
 DH Jason Page, DSU
 C Scott Finley, MC
 C Jeff Cameron, UWA
 P Bubba Dixon, DSU
 P Jeff Wales, UWA
 P Jeff Gregg, DSU
 P Mark Wasson, DSU
 P Derek McDonald, UWA

EAST

1B Chad McGaughey, UWG
 2B Brian Garber, VSU
 3B Sean Gerrard, UNA
 SS Miguel Rivera, LMU
 OF Spade Bailey, LMU
 OF Neill James, VSU
 OF Rob Lanier, VSU
 OF Rob Nixon, UNA
 UT Ryan Patterson, UNA
 DH Chad Hall, UNA
 C Rob Giannola, UNA
 C Shannon Jernigan, VSU
 P Junior Hoffman, UNA
 P Cortez Wyatt, UWG
 P Paul O'Hearn, UNA
 P Dwayne Cushman, VSU
 P Bryan Shover, VSU
 P Jim Landers, UNA
 P Jeff Stephenson, LMU

1995

EAST

1B Alan Pate, UNA
 1B Jamie Chumley, UWG
 2B JJ Hunt, UWG
 SS Marvella Moore, UNA
 SS Franky Carrasquillo, VSU
 OF Brian Larsen, LMU
 OF Jeff Foote, UNA
 OF David Shelton, UNA
 DH Darrio Green, UNA
 C Joe Alewine, UWG
 C Chad Hall, UNA
 P Heath Reynolds, UNA
 P Shane Shook, VSU
 P Bryan Shover, VSU
 P Jed McAdoo, UWG

WEST

1B Ken McMahan, UCA
 1B Tony Montgomery, DSU
 2B Rodney Batts, DSU
 SS Rusty Alligood, UWA
 OF Jack Buckwalter, UCA
 OF Heath Bailey, DSU
 OF Jason Thompson, DSU
 OF Lane Burroughs, MC
 DH Spencer Holman, DSU
 UT Jason Jones, UWA
 C Jason Page, DSU
 C Jeff Cameron, UWA
 P Matt Baxter, UWA
 P Phillip Bailey, UCA
 P Dustin Riggs, DSU
 P Mark Wasson, DSU

1996

EAST

1B Kevin Nichols, UAH
 1B Alan Pate, UNA
 2B Ryan Wheeler, LMU
 2B Franky Carrasquillo, VSU
 SS Mike Clark, LMU
 SS Matt Ciuffa, UWA
 3B Allen Butler, LMU
 3B David Barinowski, UWG
 OF Bailey Chancey, UAH
 OF Brent Skipper, UAH
 OF Chris Kline, LMU
 OF Bernard Hutchison, UM
 OF Danny Johnson, UM
 OF Darren Bush, VSU
 DH Scott McGhee, LMU
 UT Karl Tunon, UAH
 C Chad Hall, UNA
 C Joe Alewine, UAH
 P Erasmo Moreno, UAH
 P Scot Shields, LMU
 P Mick Fieldbinder, UM
 P George Mianowski, UNA
 RP Jason Neeley, UM

WEST

1B Spencer Holman, DSU
 1B Chris Starkey, SAU
 2B Craig Jones, ATU
 2B Rodney Batts, DSU
 SS Marc Taylor, DSU
 SS Chris Tipton, MC
 SS Steve Langhans, SAU
 3B Wes Uchtman, UCA
 3B Jason Wood, ATU
 OF Keith Holt, ATU
 OF Heath Bailey, DSU
 OF Casey Myrick, DSU
 OF Brandon Gray, MC
 OF Noah Miller, SAU
 DH Jeremy Dixon, DSU
 UT Tommy Potts, HSU
 C Jason Page, DSU
 C Ray Hagar, MC
 C Darren Jones, SAU
 P Scott Herrington, MC
 P Kevin Crafton, ATU
 P Josh Melton, DSU
 P Dave Townsend, DSU
 RP J.D. Robinson, DSU

1997

EAST

1B Neil Jobe, UNA
 2B Sam Lee, UNA
 3B David Barinowski, UWG
 SS Alberto Morales, UNA
 SS Matt Ciuffa, UWA
 OF Kevin Cartee, UAH
 OF Chris Kline, LMU
 OF Bobby McDonald, VSU
 OF Brian Davis, UWG
 C Jeremy Bales, LMU
 C Jerry Whaley, UWG
 P Scot Shields, LMU
 P George Mianowski, UNA
 P Brandon Hauck, UNA
 P Greg Denly, VSU
 RP Scott Uhlich, UWA

WEST

1B Spencer Holman, DSU
 2B Dustin Allison, CBU
 2B Ty Miller, UCA
 3B Joey Urbanek, ATU
 3B Darrin Lay, CBU
 SS Jimbo Pinnix, DSU
 OF Tony Giovingo, UAM
 OF Jack Buckwalter, UCA
 OF Will Lowery, DSU
 OF Casey Myrick, DSU
 OF Judd Thomas, SAU
 OF Tony Velazquez, SAU
 DH Leon Wheelus, ATU
 C Nate Koen, UCA
 C Andy Player, SAU
 P David Ciesla, ATU
 P Tom Cerasuolo, UCA
 P Jeremy McClain, DSU
 P Brad Hall, SAU
 RP JD Robinson, DSU

1998

FIRST TEAM

East Division

1B Kyle Nichols, UAH
 1B Steve Kosa, UNA
 1B Danny Antonelli, VSU
 2B Sam Lee, UNA
 2B Ken Jefferson, UWG
 3B Blake Bone, UAH
 3B Chance Melvin, UWA
 SS Brian Davis, UWG
 SS Mike Rhodes, UWF
 OF Travis Daniels, LMU
 OF Bill Martin, UM
 OF David Houseton, UNA
 OF Bobby McDonald, VSU
 OF Jermaine Jordan, VSU
 DH Stephen Jackson, UWF
 C Chris Poulsen, UWF
 C Jerry Whaley, UWG
 SP Jamie Hill, UAH
 SP David Landers, UNA
 SP Stephen Jackson, UWF
 RP Cliff Lord, UNA

West Division

1B James Strecker, HSU
 2B Greg Hartwick, ATU
 3B Joey Urbanek, ATU
 3B Eric Cameron, UCA
 3B Brian Rea, DSU
 SS Matt Clark, UAM
 SS Chace Peeler, HSU
 OF Shannon Rushing, UAM
 OF Brad Walker, ATU
 OF Dee Haynes, DSU
 OF Casey Myrick, DSU
 DH Chris Whitford, UCA
 C Scott Gentlemen, CBU
 C Andy Player, SAU
 SP Jeremy McClain, DSU
 SP Jeremy Luse, DSU
 SP Wes McKinney, HSU
 RP Tony Ferguson, ATU
 RP Brad Cartwright, UCA

SECOND TEAM

East Division

OF Jeff Beam, LMU
 OF Patrick Mills, UM
 OF Mack Snell, UNA
 OF Jason Pride, UWF
 OF Xavier Smith, UWF
 OF Jeremy Kemp, UWG
 DH Kevin Perry, UM
 C Matt Stockman, UM
 SP Brad Voyles, LMU
 SP Wally Whidby, UNA
 SP Ben Jackson, VSU
 SP Ralph Suarez, UWG
 RP Benji Hughes, UM
 RP Jason Schmidt, UWF

West Division

1B Scott Mann, ATU
 1B Chad Cooper, DSU
 2B Dustin Allison, CBU
 3B Billy Olivarria, SAU
 SS Craig Wright, ATU
 SS Ty Miller, UCA
 OF Scott Klicko, UAM
 OF Craig Bonsall, UCA
 OF Dean Koonce, UCA
 OF Dale Jensen, SAU
 OF Brian Connell, SAU
 DH Brad Blankenship, SAU
 C Nate Koen, UCA
 C Jason Cochran, DSU
 SP Brandon Zimmerman, ATU
 RP Russ Perkins, DSU

ALL-TIME ALL-GSC BASEBALL TEAMS



1999

FIRST TEAM

East Division

1B Kyle Nichols, UAH
 2B Tony Cappola, UM
 2B Ryan Hall, UAH
 3B Chance Melvin, UWA
 3B Blake Bone, UAH
 SS Josh Willingham, UNA
 OF John Cutter, UAH
 OF Travis Daniels, LMU
 OF Adam Spino, LMU
 OF Denny Paganelli, UNA
 OF Bobby McDonald, VSU
 OF Xavier Smith, UWF
 OF Jeremy Kemp, UWG
 DH Walt Simmons, UWA
 C Dwight Pope, VSU
 SP Jamie Hill, UAH
 SP Brad Reeder, LMU
 SP Josh Johnson, UM
 SP Cliff Lord, UNA
 RP Todd Shiyuk, UAH

West Division

1B Eric Cameron, UCA
 2B Jason Ham, SAU
 2B Craig Bonsall, UCA
 3B Brian Rea, DSU
 SS Denver Thompson, UAM
 OF Jamie Tucker, UAM
 OF Jeff Cavanaugh, ATU
 OF Dee Haynes, DSU
 OF Jose Gandara, SAU
 C Jamie Pogue, SAU
 SP Chad Yates, UAM
 SP Jeremy McClain, DSU
 SP Chris Pozza, SAU
 SP Emilio Sandoval, SAU
 RP Tony Ferguson, ATU

East Division

1B Danny Antonelli, VSU
 SS Chris Browning, UM
 OF Ruffin Antuna, UM
 OF Matt Mitchell, UM
 OF Sparky Sparkman, UWA
 OF Daryl Blaze, UWG
 OF Jeremy Brostrom, UWG
 DH Seth Green, UAH
 DH Brad Reeder, LMU
 DH Sam Kile, UM
 C Jeremy Bales, LMU
 C Christian Gallegos, UNA
 SP Brian Pemberton, UAH
 SP Todd Ingle, UM
 SP Wally Whidby, UNA
 SP Chuck Robinson, UWG
 RP Matt Mitchell, UM
 RP Matt Greenwood, UNA

SECOND TEAM

West Division

1B Jason Cochran, DSU
 3B Anthony Giovingo, UAM
 SS Patrick Robey, DSU
 OF Frank Smith, DSU
 OF Heath Gibson, SAU
 OF Justin Durmon, SAU
 OF Ryan McMains, ATU
 C Neill Bartling, DSU
 SP Michael Freeman, ATU
 SP Chris Whitford, UCA
 RP Brad Cartwright, UCA
 RP Russ Perkins, DSU

2000

FIRST TEAM

East Division

1B J.J. Belk, UAH
 2B Michael Searcy, UNA
 3B Tony Cappola, UM
 SS Josh Willingham, UNA
 SS Jeff Segar, UM
 OF Chris Fears, UNA
 OF Denny Paganelli, UNA
 OF Lance Walker, VSU
 OF Jeremy Brostrom, UWG
 DH Walt Simmons, UWA
 C David Gates, UAH
 SP Bryan Gustafson, UAH
 SP Danny Shotts, UM
 SP Josh Johnson, UM
 SP Duite Welch, UNA
 RP Matt Mitchell, UM

West Division

1B Zac Scott, CBU
 2B Bradley Clay, DSU
 2B Will Tidmore, SAU
 3B Joey Urbanek, ATU
 3B Brian Rea, DSU
 SS Chad Cope, SAU
 OF Ed Duncan, ATU
 OF Jeremy Gardner, UCA
 OF Dee Haynes, DSU
 OF A.J. Downs, DSU
 OF Dave Poulin, SAU
 DH Sean Jackson, HSU
 DH James Garvin, SAU
 C Eli Whiteside, DSU
 SP Matt Rudder, ATU
 SP Darren Ellison, UCA
 SP Roger Bonnette, DSU
 SP Chris Pozza, SAU
 SP Ross Cowling, SAU
 RP Bryan Nobile, DSU

East Division

1B Sam Kile, UM
 2B Lance Ingram, UWA
 3B Blake Bone, UAH
 3B Corey Murks, UNA
 3B Scott Kappler, UWA
 SS Michael Friedlein, UWA
 OF Brian Carter, UM
 OF Chad Zaniewski, VSU
 OF Toby Evans, VSU
 OF Brian Jesko, UWF
 OF Scott Posey, UWF
 OF Kenny Tate, UWF
 DH Matt Mitchell, UM
 C Brodie Meadows, UWA
 SP Justin Wade, UAH
 SP Brian Pemberton, UAH
 SP Daniel Wren, UNA
 SP Andy Boutwell, VSU
 SP Bay Paul, UWF
 RP Matt Jansen, UAH

SECOND TEAM

West Division

1B Marcus Van Every, DSU
 1B Chris Green, SAU
 2B Craig Bonsall, UCA
 SS Brian Parkton, DSU
 OF Steve Green, UAM
 OF Brice Zimmer, SAU
 OF Asher Wunderl, ATU
 OF Peter Lucchesi, CBU
 DH Chad LaRose, UCA
 C Jake Sullivan, SAU
 SP T.J. Hendricks, HSU
 RP John Carter, ATU

2001

FIRST TEAM

East Division

C Wade Vincent, LMU
 1B Douglas Hargett, UNA
 2B Ron Riddle, UWG
 3B Scott Merkich, UWA
 SS Frederick Brown, UWG
 SS Wes Long, UAH
 SS Michael Friedlein, UWA
 OF David Gates, UAH
 OF Toby Evans, VSU
 OF Brian Jesko, UWF
 OF Jeremy Brostrom, UWG
 DH Steven Morris, LMU
 SP Adam Bass, UAH
 SP Curt Gilmore, VSU
 SP Matt Moyer, UWA
 SP Mark Huggins, UWG
 RP Jason Bulger, VSU

West Division

C Eli Whiteside, DSU
 1B John Paul Davis, ATU
 2B Bradly Clay, DSU
 2B Will Tidmore, SAU
 3B Marcus Van Every, DSU
 SS Brian Parkton, DSU
 OF Matt Bloxom, UCA
 OF Frank Smith, DSU
 OF Seth Watson, HU
 OF Justin Durmon, SAU
 DH John Joiner, DSU
 SP Steven Oelke, CBU
 SP John Polles, DSU
 SP Miguel Ruiz, SAU
 SP Ross Cowling, SAU
 RP John Carter, ATU

East Division

C Tharun Anderson, UNA
 C Brent Eberhart, UWF
 1B Ryan Cosner, LMU
 1B Nate Nord, UWG
 2B Mike Kaywood, LMU
 3B Jansen Eldridge, UWF
 OF Andy Evans, UAH
 OF David Kelley, LMU
 OF Robbie Stillwell, UWG
 DH Philip Donaldson, UAH
 SP Steven Morris, LMU
 SP Sammy Carter, LMU
 SP Brooks Edwards, UWG
 SP Andy Perkins, UWG
 RP Philip Donaldson, UAH

SECOND TEAM

West Division

C Jake Sullivan, SAU
 1B Steven Tomaszewski, DSU
 2B Steve Whaley, UAM
 2B Jeremy Goss, ATU
 2B Jason Cooper, UCA
 2B Michael Drennon, HU
 3B Cody Byerly, UAM
 SS Denver Thompson
 SS Damian Roberts, SAU
 OF Steve Green, UAM
 OF Asher Wunderl, ATU
 OF Pete Lucchesi, CBU
 OF Eric Smith, DSU
 OF Michael Bragg, HSU
 OF Dave Poulin, SAU
 DH Clayton Childers, SAU
 SP Tommy Taylor, UAM
 SP Jake Nowlen, UAM
 SP Matt Walter, HU
 SP Matt Thomas, HU
 RP Clay Overby, DSU



ALL-TIME ALL-GSC TEAMS

2002

FIRST TEAM

East Division

C Wade Vincent, LMU
 C Walt Simmons, UWA
 1B Douglas Hargett, UNA
 2B Mike Kaywood, LMU
 2B Scott Simpson, VSU
 SS Nathan Bowden, UNA
 SS Ron Riddle, UWG
 3B Jake Mathis, UAH
 OF Stephen Morris, LMU
 OF Jeff Cochran, UNA
 OF Adam Wheeler, UNA
 OF Josey Shannon, UWF
 DH Brandon Kizer, UNA
 SP Sammy Carter, LMU
 SP Braxton Fernald, VSU
 SP Bryan Lee, UWF
 SP Josh McGowan, UWF
 RP Corey Wachman, VSU

West Division

C Kyle Player, HSU
 1B Steven Tomaszewski, DSU
 1B Bobby Beeson, SAU
 2B Barrett Ward, UCA
 2B George Stricker, SAU
 3B Andy Dillard, DSU
 SS Edwin Maysonet, DSU
 SS Melvin Falu, SAU
 OF John Joiner, DSU
 OF Clint Turman, DSU
 OF Stephen Smith, HU
 OF Ric Prussing, SAU
 OF Clayton Childers, SAU
 DH Michael Ferguson, OBU
 SP Steven Oelke, CBU
 SP Jay Garner, DSU
 SP Bert Owens, HSU
 SP Brandon Buford, SAU
 RP Dusty Hughes, DSU

SECOND TEAM

West Division

C Brad Goss, ATU
 C Zac Clement, CBU
 1B Rusty Cagle, CBU
 2B Jeremy Goss, ATU
 2B Jason Cooper, UCA
 3B Tracy Geffre, SAU
 OF Jake Dickinson, ATU
 OF Eric Smith, DSU
 OF Sean Camilleri, HU
 OF Toby Pinson, HSU
 DH Garrett Stout, SAU
 SP Travis Liggett, UCA
 SP Reeves Smith, DSU
 SP Aaron Gurley, HU
 SP Jay Browning, SAU
 RP John Carter, ATU
 RP Todd Ezzi, ATU
 RP Garrett Stout, SAU

2003

FIRST TEAM

East Division

C Justin Barnes, UAH
 C Chad McCoy, UNA
 1B Jake Tippee, UNA
 1B Brant Copeland, UWG
 2B Jason Burgess, UWG
 3B Brock Beck, UNA
 SS Wes Long, UAH
 OF Trent Preuitt, UM
 OF Sammy Watson, VSU
 OF Demetrious Walker, UWF
 OF Shawn Johnson, UWG
 DH Rusty Collins, UWG
 SP Adam Bass, UAH
 SP Davey Covey, VSU
 SP Josh Sawyer, UWF
 SP Todd Androsko, UWF
 RP Jeremy Noegel, UWF

West Division

C Brad Goss, ATU
 1B Ryan White, ATU
 1B Justin Cone, HU
 2B Edwin Maysonet, DSU
 3B Zak Clark, UCA
 3B Mark Broome, DSU
 SS Eric Patten, DSU
 SS Geraldo Valentin, SAU
 OF Jake Dickinson, ATU
 OF Fred Moreton, UCA
 OF Wes Hoover, CBU
 OF Jud Thigpen, DSU
 DH Tracy Geffre, SAU
 SP Matt McAlpin, DSU
 SP Brad Lightsey, DSU
 SP Matt Walter, HU
 SP T.J. Hendricks, HSU
 SP Brian Barr, SAU
 RP Dustin Eisenbraun, SAU

SECOND TEAM

West Division

C Kyle Player, HSU
 C Bryan Jones, OBU
 1B Keith Fitzgerald, DSU
 2B Matthew Threet, ATU
 SS Ben Neely, HU
 OF Clint Baxter, UAM
 OF Clayton Childers, SAU
 OF Victor Duke, SAU
 DH Andy Dillard, DSU
 SP Jason Ledbetter, UWG
 SP Jason Heslep, ATU
 SP Dusty Hughes, DSU
 SP Justin Goodrich, HU
 SP Bobby Beeson, SAU
 RP Derek Wilson, UCA

2004

FIRST TEAM

East Division

C Jared Rolen, UWG
 1B Jake Tippee, UNA
 2B Brandon Boles, UWA
 3B Greg Connell, VSU
 3B Patick Cottrell, UWF
 SS Robert Morgan, VSU
 OF Ryan Cox, UAH
 OF John McDonald, VSU
 OF Rafael Farrell, UWA
 OF Peter Antoske, UWF
 OF Brandon Lewis, UWG
 DH Dustin Carter, UWA
 SP Tyde Meadows, UAH
 SP Sergio Romo, UNA
 SP Adam Lingenfelter, VSU
 SP Todd Androsko, UWF
 RP Clint Chambless, UWA

West Division

C Adam Burton, UAM
 1B Bobby Beeson, SAU
 2B Matthew Threet, ATU
 2B Victor Duke, SAU
 3B Zak Clark, UCA
 3B Mark Broome, DSU
 SS Chris Dickens, UCA
 SS Eric Patten, DSU
 OF Jud Thigpen, DSU
 OF Brad Wallace, HSU
 OF Chipper Crum, SAU
 OF Aharon Eggleston, SAU
 DH Ken Merrill, UAM
 SP Teddy Willing, ATU
 SP Drew Parr, UCA
 SP Matt McAlpin, DSU
 SP Bobby Beeson, SAU
 RP Dustin Eisenbraun, SAU

SECOND TEAM

West Division

C Brad Goss, ATU
 C Craig Newton, DSU
 C Dustin Perry, HSU
 1B Ryan White, ATU
 1B Justin Cone, HU
 2B Barrett Ward, UCA
 2B Clay Smith, DSU
 2B Jake Kirby, HU
 3B Morgan Trotter, HU
 SS Angelo Lucchesi, CBU
 SS Jeremy Beach, HSU
 OF Jake Dickinson, ATU
 OF Brian Post, UCA
 DH Chris Reed, DSU
 SP Josh McClain, UAM
 SP Josh Barton, DSU
 SP Mark Connnett, HU
 SP Brian Barr, SAU
 RP Randy Schrock, UAM



ALL-TIME ALL-GSC TEAMS

2005

FIRST TEAM

SECOND TEAM

East Division

West Division

East Division

West Division

C Jared Rolen, UWG
 1B Trai Meadows, UAH
 2B David Pressley, UAH
 3B Peter Antoske, UWF
 SS Robert Morgan, VSU
 DH Brian Jenkins, UNA
 SS Job Fugice, UNA
 C Roberto Martinez, UWA
 OF Trent Preuitt, UM
 OF James Barksdale, UNA
 OF Wes Strader, LMU
 OF John McDonald, VSU
 SP Michael Martinez, VSU
 SP Matthew Creighton, UWA
 SP Bryan Lee, UWF
 SP Tyler Meigs, UWG
 RP Fred Fosson, UWF

C Craig Newton, DSU
 1B Jarrod Eason, HSU
 2B Clay Smith, DSU
 3B Justin Cone, HU
 SS Eric Patten, DSU
 @-1B Ryan White, ATU
 @-2B Jon Andres, OBU
 DH Nick Reeves, ATU
 OF Bradley Stewart, ATU
 OF Brett Donahoo, DSU
 OF Dario Colovic, ATU
 OF Cody Deal, HSU
 OF Aharon Eggleston, SAU
 SP Randy Schrock, UAM
 SP Justin Smith, DSU
 SP Brad Lightsey, DSU
 SP Zach Barnett, UCA
 SP Josh Fleming, HSU
 RP Rusty Rayborn, DSU

1B Aaron Hauser, UNA
 2B Brandon Boles, UWA
 2B Mike Klug, UNA
 3B Jim Baumel, UWG
 SS Cory Consuegra, UWG
 DH Jacob Whisenhunt, UWF
 OF Dustin Roberts, UWA
 OF Brian Rodgers, UWF
 OF Adam Pritchard, UWG
 SP Kyle Ramsey, UWF
 SP Todd Androsko, UWF
 SP Robert Petrucci, VSU
 SP David Rider, UWA
 RP Shane Chappell, UNA
 RP Matt Chambless, UWA

C Nick Tillsley, UAM
 C Ross Boudreaux, SAU
 1B Jeremy Hambrice, SAU
 3B Todd Gossage, UCA
 3B Josh Guy, HSU
 SS Cody Tornberg, UAM
 SS Jonathan Ashworth, UCA
 DH Keith Ford, HSU
 OF Michael St. Sin, CBU
 OF Bryan Williamson, DSU
 OF Drew Kurosaki, OBU
 OF Anthony Barker, HSU
 SP Drew Garner, SAU
 SP Nick Reeves, ATU
 SP Josh McClain, UAM
 SP Dennis Jones, ATU
 RP Brent Leach, DSU

2006

FIRST TEAM

SECOND TEAM

East Division

West Division

East Division

West Division

C Dustin Rowland, LMU
 C Roberto Martinez, UWA
 1B Daniel Tankersley, UM
 1B Bo Williams, UWF
 2B Hunter Pelt, LMU
 2B A.J. Reed, UNA
 3B Steven Agee, UNA
 SS Mike Richardson, LMU
 DH Jared Goff, VSU
 @-3B Travis Fultz, UM
 OF J.D. Pruitt, UM
 OF James Barksdale, UNA
 OF Josh Phillips, UNA
 OF Josh Loosier, UWF
 OF Adam Pritchard, UWG
 SP Todd Androsko, UWF
 SP Brock Hunton, UNA
 SP Joe Workman, LMU
 SP Rusty Mask, UM
 RP Zach Andrews, UM

C Nick Tillsley, UAM
 C Jeremy Triche, SAU
 1B Matt Warren, UCA
 2B Eric Moya, SAU
 3B John Raymond Hehn, CBU
 SS Mark Foster, CBU
 SS Cody Tornberg, UAM
 @-2B Heath Roseberry, ATU
 DH Gary Scott Gabbert, DSU
 OF Bryan Williamson, DSU
 OF Anthony Barker, HSU
 OF Skyler Stromsmoe, SAU
 OF Roger Lenderman, UCA
 SP Rusty Rayborn, DSU
 SP Cody Jones, SAU
 SP Keith Barrett, OBU
 SP Robert Tucker, DSU
 SP Matt Whitaker, UCA
 SP Aaron Cotter, UAM
 RP Brian Blankenship, UCA

1B Aaron Hauser, UNA
 1B William Crawford, UWA
 2B Chris Gormley, UWF
 3B Rob Dahlberg, UWA
 SS Rusty Harris, VSU
 DH Jacob Townsend, UWA
 OF Daniel Furuto, UM
 OF Peter Antoske, UWF
 OF Blake Heym, UAH
 OF LaVeasey Carter, UWG
 SP Ryne Lawson, UWA
 SP Richard Brindle, UNA
 SP Zach Gray, LMU
 SP Justin Lamb, VSU
 SP Matt Marchant, VSU
 SP Stephen Barnett, UWA
 SP Kyle Ramsey, UWF
 RP R.J. Miller, UWA

C Jim Streicher, OBU
 1B Kevin Holley, OBU
 1B Hunter Johnson, DSU
 3B Chris West, DSU
 SS Brock McCorkle, OBU
 DH Scooter Hendrickson, SAU
 OF David Fischer, OBU
 OF Justin Bollig, ATU
 OF Ken Merrill, UAM
 SP Aubrey Miller, ATU
 SP Chris West, DSU
 RP Jeremy Haworth, OBU

2007

FIRST TEAM

SECOND TEAM

East Division

West Division

East Division

West Division

C Jake DeRoy, UWA
 1B Daniel Tankersley, UM
 2B A.J. Reed, UNA
 3B Rob Dahlberg, UWA
 SS Matt Horton, UNA
 @-SS Davan Abney, UWG
 DH Todd Rea, UWA
 OF Eric Moore, UM
 OF J.D. Pruitt, UM
 OF Josh Phillips, UNA
 OF Peter Antoske, UWF
 SP Richard Brindle, UNA
 SP Jeffrey Schafer, UNA
 SP Brandon Wheeler, UWA
 SP Brett McCullough, UWF
 RP Phil Lawhorn, UWF

C Rickey Noland, DSU
 C Jeremy Triche, SAU
 1B Destan Makonnen, OBU
 2B Skyler Stromsmoe, SAU
 @-2B Clay Sartain, DSU
 3B Jeremy Haworth, OBU
 SS Mark Foster, CBU
 SS Devin Goodwin, DSU
 @-SS Pat Robey, SAU
 DH Justin Pennell, OBU
 OF Dario Colovic, ATU
 OF Hunter Jobes, DSU
 OF Jareck West, DSU
 OF Adam Darby, HU
 OF Chance Beasley, OBU
 SP Brett Durand, DSU
 SP Justin Smith, DSU
 SP Justin Phillips, HU
 SP Keith Barrett, OBU
 RP Brandon Wellborn, SAU

@--Voted As Next Highest Infielder

C Ray Bearden, UAH
 1B Bo Williams, UWF
 1B Adam Keenum, UAH
 3B Travis Fultz, UM
 3B Brandon Atkins, VSU
 SS Clark Humber, UWA
 OF Clint Harrelson, UAH
 OF Brantly Clay, UM
 OF Trey Pollard, UNA
 OF Nick Copeland, VSU
 OF Nolan Childers, UWG
 SP Jeffrey Reach, UM
 SP Noel Baca III, UWA
 SP Jordan Towns, UWG
 RP Garrett Mims, UM
 RP Charles Kelley, UWA

C Jim Streicher, OBU
 1B Chris Clark, DSU
 1B Devin Watts, HU
 1B Dane Lucas, SAU
 3B Jantzen Black, ATU
 OF David Fischer, OBU
 OF Tyler Maag, SAU
 SP Kenny Ellis, CBU
 SP Rusty Rayborn, DSU
 SP Kody Gibson, OBU
 SP Zach Wilbanks, OBU
 SP Cody Jones, SAU
 SP Lee Martin, SAU
 RP Patrick Lemmond, OBU
 RP Jeremy Jenkins, SAU



ALL-TIME ALL-GSC TEAMS

2008

FIRST TEAM

SECOND TEAM

East Division

West Division

East Division

West Division

C Jake DeRoy, UWA
 1B Josh Graham, UNA
 2B Matt Horton, UNA
 @-2B Jeremy Finney, UWA
 3B Rob Dahlberg, UWA
 @-3B Bradley Abell, UWG
 SS Nick Wheeler, UWA
 DH Daniel Muniz, VSU
 OF Eric Moore, UM
 OF Jeffrey Ritter, UNA
 OF Blaine Wilson, VSU
 OF Tres Avans, UWA
 OF Adam Matos, UWG
 SP Zac Blakney, UM
 SP Glen Lemke, VSU
 SP Will Thompson, VSU
 SP Brandon Dill, UWA
 SP Mike Schmitt, UWA
 RP Justin Lamb, VSU

C Rickey Noland, DSU
 1B Destan Makonnen, OBU
 2B Clay Sartain, DSU
 3B Chris Clark, DSU
 3B Rudy Jovanovski, OBU
 SS Pat Robey, SAU
 @-SS Devin Goodwin, DSU
 DH Jonathan Houston, ATU
 OF Jantzen Black, ATU
 OF Hunter Jobes, DSU
 OF Justin Pennell, OBU
 OF John Long, SAU
 SP Korey Cunningham, DSU
 SP Steve Smith, OBU
 SP Cody Jones, SAU
 SP Hayden Simpson, SAU
 RP Jeremy Jenkins, SAU

C Chase Blackwood, VSU
 1B Daniel Furuto, UM
 1B Jud Jones, UWG
 SS Cole Mitchell, UNA
 SS Jon Koenigsfeld, VSU
 DH Todd Rea, UWA
 OF Qualon Millender, UNA
 OF Matt Busbee, UWA
 OF Kyle Andrews, UWF
 OF Nolan Childers, UWG
 OF A.J. Renfrow, UWG
 SP Brennen Auerbach, UNA
 SP Matt Hill, UWA
 SP Josh Varner, UWA
 SP Cody Gossett, UWG
 RP Brian Burgess, UWA

C Brandon Graves, SAU
 1B Joe Kaminski, CBU
 1B Robert Gilbert, HSU
 2B Cannon Lester, SAU
 3B Tony Sanchez, ATU
 3B James Schroeder, SAU
 SS Bo Whitaker, HU
 DH Chandler Boyce, OBU
 OF Aaron Roberts, HU
 OF Mike Devito, HSU
 OF Jeremy Saucedo, HSU
 OF Blake Lockwood, OBU
 OF Tyler Maag, SAU
 SP Kenny Smalley, DSU
 SP Justin Smith, DSU
 SP Chris Brown, HSU
 SP Chase Baran, OBU
 RP Levi Bishop, DSU

@--Voted As Next Highest Infielder

Four-Time First Team All-GSC Selections (1)

C Barry Lyons DSU 1979-82

Three-Time First Team All-GSC Selections (28)

3B Paul Schultz	DSU	1973-75	SS Jeff Branson	UWA	1986-88
SS Andy Davis	SELA	1973-76	3B Stewart Lee	JSU	1986-88
OF Kevin Fogg	SELA	1973-76	C Jeff Cameron	UWA	1993-95
C Mike Mulligan	NS	1975-77	C Chad Hall	UNA	1994-96
C Mark Butler	SELA	1975-77	1B Spencer Holman	DSU	1995-97
2B Ricky Perkins	DSU	1976-78	OF Casey Myrick	DSU	1996-98
P Kenny Lehrmann	SELA	1976-78	P Jeremy McClain	DSU	1997-99
OF Bubba McBrain	DSU	1977-79	OF Bobby McDonald	VSU	1997-99
P Andy Giannini	TSU	1978-80	OF Dee Haynes	DSU	1998-2000
C Barry Lyons	DSU	1979-82	3B Brian Rea	DSU	1998-2000
OF Timbo Baird	DSU	1979-81	3B Joey Urbanek	ATU	1997-98, 2000
P John Mortillaro	JSU	1979-80, 82	SS Eric Patten	DSU	2003-05
P Chris Burgess	DSU	1981-83	SP Todd Androsko	UWF	2003-04, 06
P Tim Watkins	MC	1983-85	3B/OF Peter Antoske	UWF	2004-05, 07

GSC PLAYERS OF THE YEAR

	EAST DIVISION		WEST DIVISION
1997	Sam Lee, UNA	1997	Spencer Holman, DSU
1998	Brian Davis, UWG	1998	Dee Haynes, DSU
1999	Chance Melvin, UWA	1999	Dee Haynes, DSU
2000	Tony Cappola, UM	2000	Zac Scott, CBU
2001	Jason Bulger, VSU	2001	Eli Whiteside, DSU
	Jeremy Brostrom, UWG	2002	Andy Dillard, DSU
2002	Douglas Hargett, UNA	2003	Tracy Geffre, SAU
2003	Wes Long, UAH	2004	Bobby Beeson, SAU
2004	Robert Morgan, VSU	2005	Craig Newton, DSU
2005	Trent Preuit, UM	2006	John R. Hehn, CBU
2006	James Barksdale, UNA		Rusty Rayborn, DSU
2007	Daniel Tankersley, UM	2007	Jeremy Haworth, OBU
2008	Rob Dahlberg, UWA	2008	Rickey Noland, DSU
			Destan Makonnen, OBU

*--The GSC did not award a Player of the Year before 1997

ALL-TIME ACADEMIC ALL-GSC BASEBALL TEAMS



1986

Doug Berry, MC
Randy Blevins, JSU
Mark Bryan, MC
Terry Fancher, MC
Kevin Faulkner, VSU
Chris Garmon, JSU
Shane Harrington, DSU
Kurt Hughes, DSU
Terry Ivey, UWG
Ernie Milian, VSU

1987

Mark Bryan, MC
Mike Elmore, TSU
Terry Fancher, MC
Roger Gum, UTM
Jim Karanassos, JSU
Steve Narbo, MC
Tim Nelson, UWG
Russell Robertson, DSU
Chris Tice, DSU
Alan Whitfield, MC

1988

David Abbott, UWG
Brian Colwill, UNA
Todd Dugas, UWA
Dave Gault, MC
Tim Gillis, UWA
Ron Hogan, DSU
Nick Huber, MC
Jim Karanassos, JSU
Tony Richard, MC
Mac Seibert, JSU
Jeff Walker, MC

1989

Dan Bock, UNA
Barry Collier, MC
Brian Cooke, DSU
Kelly Dickinson, DSU
Dave Gault, MC
Jim Hazlett, JSU
David Hesterlee, UWG
Marcus Holland, TSU
Brad Hunter, UNA
Paul Kish, VSU
Billy Klein, JSU
Darrien Teals, VSU
David Vidrine, DSU

1990

Rusty Brown, VSU
Keith Davis, UWA
David Hesterlee, UWG
Marcus Holland, TSU
Drake Ibsen, JSU
Greg King, UTM
Richard Matz, UTM
Jody Singleton, TSU
Rusty Smith, UNA
Ward Thigpen, TSU
Jeff Walker, MC

1991

Steve Arnold, DSU
Eric Blissett, VSU
Michael Cudd, DSU
David Hesterlee, UWG
Drake Ibsen, JSU
John Mahalik, UNA
Richard Matz, UTM
Jon Powell, MC
Jody Singleton, TSU
Brad Teague, DSU

1992

Gerry Albright, UNA
Chad Altmeyer, MC
Craig Beesley, DSU
Jamie Creel, MC
Doug Crosby, MC
Shawn Hardin, VSU
Kevin Henderson, UWG
David Johnson, MC
John Newsome, UWG
Tom Pinson, VSU
Paul Stroud, UWG
Brad Teague, DSU
Tyrone Yarbrough, UWA

1993

Chad Altmeyer, MC
Spade Bailey, LMU
Craig Beesley, DSU
Casey Clark, UWA
Doug Crosby, MC
Brian Garber, VSU
Shawn Hardin, VSU
John Mahalik, UNA
John Newsome, UWG
Michael Young, MC

1994

Chad Altmeyer, MC
Brian Bartlett, UWG
Jon Cooper, UWG
Rich Dunlap, HSU
Michael Fancher, MC
Brian Garber, VSU
Tony Hancock, DSU
Chad McGaughey, UWG
Brian Shollenberger, UNA
David Shelton, UNA

1995

Heath Bailey, DSU
Paul Bagley, VSU
Casey Clark, UWA
Rich Dunlap, HSU
Brandon Gray, MC
Neal Holliman, UWA
Will Lofton, MC
Brad Sewall, MC
Shane Shook, VSU
Wyatt Tullos, MC
Mark Wasson, DSU
John Winscott, MC

1996

Jeff Barnett, VSU
David Ciesla, ATU
Casey Clark, UWA
Rich Dunlap, HSU
Brandon Gray, MC
Chason Meggs, UWF
Michael Miller, SAU
Casey Myrick, DSU
Bryant Richardson, ATU
Brent Skipper, UAH
Jeff Stephenson, LMU
Wyatt Tullos, MC

1997

Dustin Allison, CBU
Jeff Barnett, VSU
Craig Bonsall, UCA
David Ciesla, ATU
Brad Hall, SAU
Tom Kolodziej, CBU
Chason Meggs, UWF
Stephen Morrison, SAU
Jason Neeley, UM
Bryant Richardson, ATU
Jeff Ward, ATU

1998

Craig Bonsall, UCA
David Ciesla, ATU
Jason Dorminy, VSU
Daryl Jacobs, UWA
Dale Jensen, SAU
Eric Lea, UWA
Jeremy McClain, DSU
Ron Scott, CBU
Matt Stockman, UM
Joey Urbanek, ATU

1999

Craig Bonsall, UCA
Tony Cappola, UM
Matt Jansen, UAH
Chris Kirkland, UAH
Steve Kosa, UNA
Jeremy McClain, DSU
Brad Reeder, LMU
Chuck Robinson, UWG
Joey Urbanek, ATU
Josh Willingham, UNA

2000

Craig Bonsall, UCA
Tony Cappola, UM
Michael Freeman, ATU
Douglas Hargett, UNA
Donnie House, DSU
Matt Jansen, UAH
B.J. Jones, HSU
Brad Reeder, LMU
Zac Scott, CBU
Sparky Sparkman, UWA
Joey Urbanek, ATU
Josh Willingham, UNA

2001

Jeremy Brostrom, UWG
Mark Forbus, UAH
Michael Freeman, ATU
Jeremy Gross, ATU
Douglas Hargett, UNA
Matt Jansen, UAH
Michael Nix, DSU
Andy Paciorek, LMU
Zac Scott, CBU
Marcus Van Every, DSU

2002

John Carter, ATU
Brent Coley, UWG
Braxton Fernald, VSU
Michael Freeman, ATU
Jay Garner, DSU
Jeremy Goss, ATU
Douglas Hargett, UNA
Mark Huggins, UWG
Matt Jansen, UAH
Michael Smith, VSU
Steven Thomaszewski, DSU

2003

Clint Baxter, UAM
Ryan Cox, UAH
Andy Dillard, DSU
Tracy Geffre, SAU
Jake Kirby, HU
Brad Lightsey, DSU
Michael McLanahan, OBU
Kyle Olson, UAH
Render Parkman, VSU
Brad Wallace, HSU
Josh Welborn, UNA

2004

Bobby Beeson, SAU
Ben Boyd, HU
Ryan Cox, UAH
Brian DeJean, CBU
Kyle Dorgan, CBU
Mark Enders, UNA
Jake Kirby, HU
Chad Lopes, CBU
Michael McLanahan, OBU
Kyle Olson, UAH
Zack Smith, UAM

2005

Ross Boudreaux, SAU
Lee Boyd, UWA
Ryan Cox, UAH
Job Fugice, UNA
Wes Hoover, CBU
Brad Lightsey, DSU
Shane Martin, UWA
David Pressley, UAH
Wes Strader, LMU
Devin Watts, HU



ALL-TIME ACADEMIC ALL-GSC BASEBALL TEAMS

2006

East Division

Troy Mitchell, UAH
 Hunter Pelt, LMU
 Joe Workman, LMU
 Josh Davis, UM
 Millard Dawson, UM
 Rusty Mask, UM
 James Barksdale, UNA
 Eddie Gullen, UNA
 Cory Kroeger, UNA
 Shane Martin, UWA
 LaVeasey Carter, UWG

West Division

Cody Tornberg, UAM
 Dario Colovic, ATU
 Mark Foster, CBU
 John Raymond Hehn, CBU
 Gary Scott Gabbert, DSU
 Hunter Johnson, DSU
 Devin Watts, HU
 Brian Hendrickson, SAU
 Skyler Stromsmoe, SAU
 Robert Williams, SAU

2007

East Division

Adam Keenum, UAH
 Tom Longyear, UAH
 Zach Andrews, UM
 Ryan Norman, UM
 Daniel Tankersley, UM
 Andrew Knerr, UNA
 Ross Parker, UNA
 Trey Pollard, UNA
 Justin Huff, VSU
 Todd Rea, UWA
 Jacob Whisenhunt, UWF
 Robert Cooper, UWG

West Division

Dario Colovic, ATU
 Ryn Dahlke, CBU
 Mark Foster, CBU
 Shawn Morgan, CBU
 Derek Norris, DSU
 Justin Smith, DSU
 Ryan Moody, HU
 Dare Saul, HU
 Devin Watts, HU
 Keith Barrett, OBU
 Kody Gibson, SAU
 Skyler Stromsmoe, SAU

2008

East Division

Tom Longyear, UAH
 Zach Andrews, UM
 Cole Mitchell, UNA
 Adam Harmych, VSU
 Jon Koenigsfeld, VSU
 Daniel Muniz, VSU
 Brent Bumgarner, UWA
 Gregg Burkell, UWF
 David Pedro, UWF
 Bradley Abell, UWG
 Nolan Childers, UWG

West Division

Jantzen Black, ATU
 Dave Delugach, CBU
 Justin Smith, DSU
 J.T. Taylor, DSU
 Wisley Correa, HU
 Ryan Moody, HU
 Bo Whitaker, HU
 Jarod Hershberger, OBU
 Blake Lockwood, OBU
 Justin Pennell, OBU
 Zach Wilbanks, OBU
 Drew Wurzelbacher, OBU
 Pat Robey, SAU

Four-time GSC All-Academic Team Selections (2)

Craig Bonsall	Central Arkansas	1997-00
Matt Jansen	Alabama-Huntsville	1998-02

Three-time GSC All-Academic Team Selections (9)

David Hesterlee	West Georgia	1989-91
Chad Altmeyer	Mississippi College	1992-94
Casey Clark	West Alabama	1993, 95-96
Rich Dunlap	Henderson State	1994-96
David Ciesla	Arkansas Tech	1996-98
Michael Freeman	Arkansas Tech	2000-02
Douglas Hargett	North Alabama	2000-02
Ryan Cox	Alabama-Huntsville	2003-05
Devin Watts	Harding	2005-07

NCAA STATISTICAL CHAMPIONS

INDIVIDUAL BATTING

<u>Year</u>	<u>Player</u>	<u>Batting Average</u>
1999	Jamie Tucker, UAM	.500
<u>Year</u>	<u>Player</u>	<u>Runs Batted In</u>
1999	Dee Haynes, DSU	92
<u>Year</u>	<u>Player</u>	<u>Stolen Bases</u>
2008	Eric Moore, UM	51
<u>Year</u>	<u>Player</u>	<u>Sacrifice Flies</u>
2008	Rudy Jovanovski, OBU	11
<u>Year</u>	<u>Player</u>	<u>Stolen Bases Per Game</u>
1985	Ced Landrum, UNA	1.38 (69 SB)
2006	James Barksdale, UNA	1.02 (59 SB)
<u>Year</u>	<u>Player</u>	<u>Hit by Pitch Per Game</u>
2007	Adam Keenum, UAH	0.63
<u>Year</u>	<u>Player</u>	<u>Sacrifice Hits Per Game</u>
2007	Matt Horton, UNA	0.39

TEAM BATTING

<u>Year</u>	<u>Player</u>	<u>Batting Average</u>
2001	Delta State	.369
<u>Year</u>	<u>Player</u>	<u>Scoring Per Game</u>
2001	Delta State	10.66
2002	Delta State	10.55
<u>Year</u>	<u>Player</u>	<u>Doubles Per Game</u>
2008	Southern Arkansas	2.81
<u>Year</u>	<u>Player</u>	<u>Bases On Balls</u>
2008	Ouachita Baptist	356
<u>Year</u>	<u>Player</u>	<u>Stolen Bases</u>
2000	North Alabama	205

INDIVIDUAL PITCHING

<u>Year</u>	<u>Player</u>	<u>Earned Run Average</u>
1991	Kent Sullivan, UNA	0.68
<u>Year</u>	<u>Player</u>	<u>Wins</u>
1978	Randy Smith, UWA	11 (2 losses)
	Steve Sandroni, DSU	11 (4 losses)
1983	Ricky Tucker, VSU	12 (2 losses)
	Jeff Agerter, VSU	12 (3 losses)
1994	Bubba Dixon, DSU	16 (3 losses)
1996	Dave Townsend, DSU	16 (1 losses)
1999	Jeremy McClain, DSU	15 (0 losses)
<u>Year</u>	<u>Player</u>	<u>Strikeouts</u>
2007	Justin Phillips, HU	121
<u>Year</u>	<u>Player</u>	<u>Strikeouts Per Nine Innings</u>
1989	Rick Shackle, DSU	12.1 (58 K)
<u>Year</u>	<u>Player</u>	<u>Saves</u>
1990	Joe Martinez, UNA	10
1999	Matt Greenwood, UNA	12

TEAM PITCHING

<u>Year</u>	<u>Player</u>	<u>Earned Run Average</u>
1990	North Alabama	1.88
2003	West Florida	2.70

GSC BASEBALL AWARD WINNERS



GULF SOUTH CONFERENCE AWARD WINNERS

BASEBALL COACH OF THE YEAR

1972	Ray Didier, NS	1989	Mike Lane, UNA
	Rudy Abbott, JSU	1990	Rudy Abbott, JSU
1973	Bob Ricketts, SELA	1991	Bill Marchant, DSU
	Joe Hollis, TSU	1992	Mark Hogan, UWA
1974	Rudy Abbott, JSU	1993	Mike Lane, UNA
1975	Rudy Abbott, JSU	1994	Bill Marchant, DSU
	Ed Nixon, MC	1995	Tommy Thomas, VSU
1976	TC Calmes, NSU	1996	Bill Marchant, DSU
1977	Rudy Abbott, JSU	1997	Mike Kinnison, DSU
1978	Boo Ferris, DSU	1998	"Doc" Fowlkes, UWG
	Carl Torbush, SELA	1999	Mike Lane, UNA
1979	Boo Ferris, DSU	2000	Mike Kinnison, DSU
1980	Chase Riddle, TSU	2001	Bobby Pierce, UAH
1981	Chase Riddle, TSU	2002	Tommy Thomas, VSU
1982	Chase Riddle, TSU	2003	Mike Kinnison, DSU
1983	Rudy Abbott, JSU	2004	Mike Kinnison, DSU
1984	Mike Lane, UNA	2005	Gary Rundles, UWA
1985	Boo Ferris, DSU	2006	Allen Gum, SAU
1986	Chase Riddle, TSU	2007	Mike Jeffcoat, UWF
1987	Chase Riddle, TSU	2008	Mike Kinnison, DSU
1988	Boo Ferris, DSU		

FRESHMAN OF THE YEAR

EAST DIVISION		WEST DIVISION	
1997	Jeremy Bales, LMU	1997	Joey Urbanek, ATU
1998	Blake Bone, UAH	1998	Dee Haynes, DSU
1999	Daryl Blaze, UWG	1999	Ross Montgomery, HSU
2000	Scott Simpson, VSU	2000	Matt Bloxom, UCA
2001	Adam Bass, UAH	2001	John Polles, DSU
2002	Bryan Lee, UWF	2002	Barret Ward, UCA
2003	Josh Sawyer, UWF	2003	Dennis Long, ATU
2004	Peter Antoske, UWF	2004	Matt Warren, UCA
2005	Kyle Ramsey, UWF		Jeremy Hambrice, SAU
	Brantly Clay, UM	2005	Nick Tillsley, UAM
2006	Rob Dahlberg, UWA	2006	Derek Norris, DSU
2007	Nick Huckaby, UAH	2007	Josh Shelton, CBU
2008	Jordan Parker, UAH	2008	Hayden Simpson, SAU

*--The GSC did not award a Freshman of the Year before 1997

ABCA South Central Region Player of the Year

Year	Player	Pos.	School
2004	Jud Thigpen	OF	Delta State
2002	Andy Dillard	3B	Delta State
2000	Dee Haynes	OF	Delta State
1999	Dee Haynes	OF	Delta State
1998	Brian Davis	C	West Georgia
1996	Dave Townsend	P	Delta State
1991	Brad Teague	P	Delta State

ABCA South Central Region Pitcher of the Year

Year	Player	School
2008	Brandon Dill	West Alabama
2007	Justin Phillips	Harding
2006	Rusty Rayborn	Delta State
2005	Brad Lightsey	Delta State
2002	Jay Garner	Delta State
2000	Josh Johnson	Montevallo
1999	Jeremy McClain	Delta State
1997	Greg Denly	Valdosta State
1996	Dave Townsend	Delta State
1994	Bubba Dixon	Delta State

Daktronics South Central Region Player of the Year

Year	Player	Pos.	School
2007	Chance Beasley	OF	Ouachita Baptist

Daktronics South Central Region Pitcher of the Year

Year	Player	School
2007	Justin Phillips	Harding

NACDA Preseason Games Scholar-Athlete Award

Year	Player	Pos.	School
1998	David Ciesla	P	Arkansas Tech

NCBWA South Central Region Pitcher of the Year

Year	Player	School
2002	Matt Jansen	Alabama-Huntsville

ABCA NATIONAL PLAYER OF THE YEAR

Year	Player	Pos.	School
2004	*Jud Thigpen	OF	Delta State
2000	Dee Haynes	OF	Delta State
1998	Brian Davis	SS	West Georgia
1996	Dave Townsend	P	Delta State

*--Position Player of the Year

ABCA NATIONAL PITCHER OF THE YEAR

Year	Player	School
1994	Bubba Dixon	Delta State

Louisville Slugger's National Players of the Week

Year	Date	Player	Pos.	School
2007	April 16	Brett Durand	P	DSU
2006	May 1	Drew Webster	P	SAU
2006	February 27	Cody Jones	P	SAU
2002	April 1	Andy Dillard	3B	DSU
1999	April 19	Dee Haynes	RF	DSU

Rawlings National Gold Glove Winners

Year	Player	Position	School
2008	Justin Pennell	OF	Ouachita Baptist
2008	Chase Blackwood	C	Valdosta State
2007	Chris Clark	1B	Delta State
2007	Jim Streicher	C	Ouachita Baptist
2007	David Fischer	OF	Ouachita Baptist



GSC BASEBALL ALL-AMERICANS

Rawlings/ABCA Current Members

1998	UAH (4) Kyle Nichols (1B)*
1999	Kyle Nichols (1B) Todd Shiyuk (RP)
2003	Adam Bass (SP)
	UAM (1)
1999	Jamie Tucker (OF)
	ATU (1)
2001	John Paul Davis (IF)*
	CBU (1)
2006	John Raymond Hehn (IF)
	DSU (36)
1969	Bobby Tesch (2B)
1977	Bubba McBrain (OF)
1978	Steve Sandroni (P) Mike Kinnison (SS)
1981	Timbo Baird (OF)
1982	Barry Lyons (C)
1984	Mike Moore (DH)
1985	Roger Hill (2B)
1988	Ron Hogan (P) Scooter Tucker (C)
1991	Rick Collier (1B) Brad Teague (P)
1994	Bubba Dixon (P)
1996	Jason Page (C)
	Dave Townsend (P)
1998	Casey Myrick (OF)
	Dee Haynes (OF)*
1999	Dee Haynes (OF)
	Jeremy McClain (P)
2000	Dee Haynes (OF)
2001	Marcus Van Every (3B) Eli Whiteside (C)
2002	Andy Dillard (3B) Jay Garner (P)*
2003	Jud Thigpen (OF)
2004	Jud Thigpen (OF) Chris Reed (DH) Mark Broome (3B)
2005	Craig Newton (C) Brett Donahoo (OF)
	Brad Lightsey (P)
2006	Rusty Rayborn (P)
	Bryan Williamson (OF)*
2007	Brett Durand (P)*
2008	Rickey Noland (C)* Clay Sartain (2B)*
	HU (1)
2007	Justin Phillips (P)
	UM (6)
1998	Bill Martin (OF)*
2000	Tony Cappola (3B) Jeff Segar (DH) Josh Johnson (P)*
2005	Trent Preuitt (OF)
2006	Zach Andrews (RP)
	UNA (15)
1985	Cedric Landrum (OF)
1989	Mike Madej (IF)
	Dan Bock (OF)
1993	DJ Harris (3B)
	Terry Jones (OF)
1995	Alan Pate (1B)
1996	Alan Pate (1B)
1998	Sam Lee (2B)
	Cliff Lord (P)*
1999	Josh Willingham (SS)

2000	UNA (ctd) Josh Willingham (SS) Chris Fears (OF)*
2002	Douglas Hargett (1B)*
2005	Mike Klug (2B)
2006	James Barksdale (OF)
	OBU (3)
2007	Chance Beasley (OF)
	Jeremy Haworth (3B)
2008	Steve Smith (SP)
	SAU (7)
2001	Justin Durmon (OF)*
2003	Tracy Geffre (DH)
2004	Bobby Beeson (1B)* Aharon Eggleston (OF)*
2006	Cody Jones (P)*
	Jeremy Triche (C)*
2008	John Long (OF)
	VSU (28)
1974	Sam Bowen (OF)
1977	Craig Viers (OF) Skip Fite (2B)
	Steve McDiffitt (P)
	Cecil Whitehead (DH)
1978	Sal Amadeo (OF) Cecil Whitehead (C)
1979	Sal Amadeo (OF)
	Frank Gonzales (2B)
1980	Joe Mederos (SS)
	Kelly Scott (P)
1982	Wayne Fugett (1B)
	Jeff Agerter (P)
1983	Wayne Fugett (1B) Chuck Devane (OF) Charlie Moore (SS)
	June Munford (DH)
1985	Mike Jones (OF)
	Chris Nixon (P)
1986	Terry Sawick (OF) Jo Jo Blaha (3B)
1992	Tom Pinson (P)
1993	Bryan Shover (P)
1997	Greg Denly (P) Bobby McDonald (OF)
2002	Corey Wachman (RP)*
2003	Sammy Watson (OF)
2004	Robert Morgan (SS)
	UWA (7)
1988	Jeff Branson (SS)
1989	Tim Gillis (3B)
1993	Sean Starratt (1B)
1998	Chance Melvin (3B)*
1999	Chance Melvin (DH)
2008	Rob Dahlberg (3B)* Brandon Dill (SP)*
	UWF (2)
1998	Stephen Jackson (DH)*
2003	Jeremy Noegel (RP)
	UWG (7)
1977	Dan Logan (1B)
	Barry Evans (SS)
1978	Bill Fite (DH)
1984	Kevin Creech (3B)
1989	Mike Davis (DH)
1998	Brian Davis (SS)
2001	RonRiddle (2B)*
	First Team Selections in BOLD
	*—Third Team

NCBWA (Since 2005) Current Members

2005	DSU (9) Brad Lightsey (P) Rusty Rayborn (P)*
2006	Rusty Rayborn (P)*
2007	Brett Durand (P) Jareck West (OF)* Clay Sartain (2B)*
2008	Hunter Jobes (OF)* Rickey Noland (C)* Clay Sartain (2B)*
	HU (1)
2007	Justin Phillips (P)*
	HSU (2)
2005	Jarrod Eason (Util.) Cody Deal (OF)*
	UM (2)
2005	Trent Preuitt (OF)*
2006	Zach Andrews (RP)
	UNA (1)
2006	James Barksdale (OF)
	OBU (4)
2007	Chance Beasley (OF) Keith Barrett (SP)*
	Jeremy Haworth (3B)*
2008	Steve Smith (SP)
	SAU (2)
2006	Cody Jones (P)*
2008	John Long (OF)
	VSU (1)
2008	Justin Lamb (RP)
	UWA (1)
2008	Rob Dahlberg (3B)*
	First Team Selections in BOLD
	*—Third Team
	^—Honorable Mention
	Daktronics (Since 2007)
	DSU (2)
2007	Brett Durand (P)*
2008	Clay Sartain (2B)
	HU (1)
2007	Justin Phillips (P)
	UM (1)
2007	J.D. Pruitt (OF)*
	OBU (3)
2007	Chance Beasley (OF) Keith Barrett (SP)*
2008	Steve Smith (SP)*
	SAU (1)
2008	John Long (OF)
	VSU (1)
2008	Justin Lamb (RP)
	UWA (2)
2008	Rob Dahlberg (3B) Brandon Dill (SP)*
	First Team Selections in BOLD
	*—Third Team
	^—Honorable Mention

Rawlings/ABCA Former Members

	UCA (1)
1995	Phillip Bailey (P)
	JSU (19)
1975	Ted Barnicle (P)*
	Butch Lanier (IF)*
1977	Stan Treadway (IF)* Sam Davis (OF)
1980	Steve Leppert (OF)
1983	Mike Blair (C)* Scott Whaley (P)
1984	Charlie Culberson (OF)* Chris Garmon (3B)
1986	Chris Garmon (1B)*
1987	Stewart Lee (3B)
1988	Jim Smith (P)* Stewart Lee (DH)
1989	Mac Seibert (1B)* Brian Roberts (OF)* Craig Holman (P)*
1990	Merritt Bowden (OF)*
1992	Mark Adams (OF)*
1993	John Stratton (IF)*
	LMU (1)
1994	Miguel Rivera (SS)
	MC (2)
1983	Rickey Hines (1B)
1984	Rickey Hines (1B)*
	NS (1)
1974	Robert Taylor (IF)*
	TSU (14)
1978	Kenny Gilmore (2B)
1980	Richard Bouchillon (C)*
1981	Kevin McDaniel (SS)* Danny Cox (P)* John Brower (DH)
1982	Pedro LaTorre (2B)*
1984	Brian Pinell (2B)
1985	Ray Stephens (C)*
1986	Vince Kindred (OF)* Mike Perez (P)*
1987	Jude Rinaldi (1B)* James Wray (P)*
1990	Ward Thigpen (P)* Todd Altaffer (P)
	*—First Team



GSC BASEBALL RECORDS

TEAM RECORDS

HITTING

AT BATS

Game:	
80-West Alabama vs. Ouachita Baptist	2006
65-Christian Brothers vs. Union	2006
65-Delta State vs. Le Moyne-Owen	1999
62-Harding vs. Arkansas Tech	2003
61-Montevallo vs. Delta State	2005
59-Central Arkansas vs. University of the Ozarks	1999
59-Montevallo vs. Lincoln Memorial	1996
57-Southern Arkansas vs. University of the Ozarks	1999
56-Jacksonville State vs. Oglethorpe	1972

Season:

2,261-Valdosta State	1985
2,210-Delta State	2004
2,114-Delta State	2001
2,105-Montevallo	2007
2,103-Ouachita Baptist	2008
2,063-Delta State	2007
2,040-Delta State	2008
2,023-Montevallo	2006
2,009-Alabama-Huntsville	1999
2,004-Valdosta State	1995
2,001-West Georgia	1998

BATTING AVERAGE

Season:	
.373-Jacksonville State (522-for-1,401)	1977
.369-Delta State (781-for-2,114)	2001
.366-Central Arkansas (621-for-1,697)	1998
.363-North Alabama (583-for-1,604)	1998
.357-North Alabama (598-for-1,673)	2002
.359-Montevallo (588-for-1637)	1998
.358-Delta State (653-for-1,823)	1999
.358-Delta State (714-for-1,995)	2000
.356-Held by three teams. Most recently by:	
Delta State (709-for-1,989)	2002

RUNS

Game:	
44-Delta State vs. Union University	2001
36-Delta State vs. Le Moyne-Owen	1999
34-West Georgia vs. Oglethorpe	1997
33-West Georgia vs. Atlanta Christian	1999
32-North Alabama vs. Tuskegee	2006
31-Southern Arkansas vs. Arkansas-Monticello	2008
30-Central Arkansas vs. University of the Ozarks	1999

Season:

650-Delta State	2001
620-Valdosta State	1985
612-Delta State	2002
605-Delta State	2004
590-Valdosta State	1986
583-Southern Arkansas	2008
568-Delta State	2000
549-Southern Arkansas	2004
544-Delta State	2008
534-Delta State	1999
533-Ouachita Baptist	2008
531-West Georgia	1998

HITS

Game:	
35-Delta State vs. Union University	2001
35-Delta State vs. Le Moyne-Owen	1999
35-West Georgia vs. Oglethorpe	1997

Hits, Game (cont.)

31-Southern Arkansas vs. University of the Ozarks	1999
31-North Alabama vs. West Florida	1997
30-Central Arkansas vs. University of the Ozarks	1999
30-Valdosta State vs. Shippensburg	1985

Consecutive:

12-Delta State vs. Union University	2001
9-Delta State vs. Ouachita Baptist	2000
8-Delta State vs. West Alabama	1984
7-West Alabama vs. North Alabama	2003
7-Central Arkansas vs. Arkansas-Monticello	2000
7-West Alabama	1979

Season:

781-Delta State	2001
776-Valdosta State	1985
775-Delta State	2004
714-Delta State	2000
709-Delta State	2002
704-Delta State	2008
702-Delta State	2007
698-Montevallo	2007
686-Southern Arkansas	2008
679-Ouachita Baptist	2008
675-West Georgia	1998
673-Alabama-Huntsville	1999
672-Delta State	1996

DOUBLES

Game:	
12-Delta State vs. Le Moyne-Owen	1999
11-Southern Arkansas vs. University of the Ozarks	1999
10-Alabama-Huntsville vs. Lincoln Memorial	2004
10-Valdosta State vs. Morris Brown	2001
10-West Georgia vs. Atlanta Christian	1999
10-West Florida vs. Viterbo	1998

Season:

163-Southern Arkansas	2008
149-Delta State	2004
149-Delta State	2002
148-Delta State	2000
145-Delta State	2001
144-Valdosta State	1985
142-Delta State	2003
142-North Alabama	1999
137-Southern Arkansas	2001
136-North Alabama	2005
135-Alabama-Huntsville	1999

TRIPLES

Game:	
5-West Alabama vs. Stillman	2000
4-Held by six teams. Most recently by:	
North Alabama vs. Tuskegee	2006

Season:

31-Valdosta State	1985
29-North Alabama	2000
27-Southern Arkansas	2004
26-Delta State	1977
25-North Alabama	1985

HOME RUNS

Game:	
8-Delta State vs. West Alabama	2000
8-Troy State vs. West Alabama	1985
8-Troy State vs. Delta State	1980
8-Jacksonville State vs. Nicholls State	1977



GSC BASEBALL RECORDS

TEAM RECORDS

HOME RUNS (cont.)

Consecutive Home Runs:

5-Alabama-Huntsville vs. West Alabama *(NCAA Record)	1998
4-West Alabama vs. Stillman	1977

Season:

131-West Georgia *(NCAA Record)	1998
115-Jacksonville State	1977
99-Valdosta State	1985
93-Jacksonville State	1993

RUNS BATTED IN

Game:

41-Delta State vs. Union University	2001
31-North Alabama vs. Tuskegee	2006
31-Delta State vs. Le Moyne-Owen	1999
30-West Georgia vs. Atlanta Christian	1999
29-Southern Arkansas vs. Stillman	2008
29-Delta State vs. Southern Arkansas	2002
28-Southern Arkansas vs. University of the Ozarks	1999
28-Southern Arkansas vs. Central Arkansas	1997
27-Held by four teams. Most recently by:	
Ouachita Baptist vs. Upper Iowa	2008

Season:

581-Delta State	2001
563-Delta State	2004
554-Delta State	2002
545-Valdosta State	1985
523-Southern Arkansas	2008
515-Delta State	2000
495-Delta State	2008
489-West Georgia	1998
480-Southern Arkansas	2004
480-Delta State	1999

TOTAL BASES

Game:

70-Delta State vs. Union University	2001
63-Delta State vs. Le Moyne-Owen	1999
55-North Alabama vs. Tuskegee	2006
52-Valdosta State vs. Morris Brown	2001
52-Troy State vs. Delta State	1980
51-Montevallo vs. Arkansas-Monticello	2008
50-Ouachita Baptist vs. Upper Iowa	2008
49-Alabama-Huntsville vs. Kentucky Wesleyan	1996
47-Held by three teams. Most recently by:	
Southern Arkansas vs. Ouachita Baptist	2002

Season:

1,279-Valdosta State	1985
1,199-West Georgia	1998
1,187-Delta State	2004
1,136-Delta State	2000
1,116-Delta State	2002
1,093-Southern Arkansas	2008
1,084-Montevallo	2007
1,077-Alabama-Huntsville	1999
1,073-Delta State	1999
1,064-Ouachita Baptist	2008
1,063-Delta State	2008
1,047-Delta State	2007
1,018-Southern Arkansas	2004
1,004-Delta State	1981

CONSECUTIVE BATTERS TO REACH BASE

14-North Alabama vs. West Florida	1997
14-Delta State vs. Christian Brothers	1996
12-Montevallo vs. Southern Arkansas	2006
12-Delta State vs. Mississippi College	1995

SLUGGING PERCENTAGE

Season:

.703-Jacksonville State (985 TB, 1,401 AB) *(NCAA Record)	1977
.599-West Georgia (1,199 TB, 2,001 AB)	1998
.589-Delta State (1,073 TB, 1,823 AB)	1999
.588-Montevallo (963 TB, 1,637 AB)	1998
.569-Delta State (1,136 TB, 1,995 AB)	2000
.568-Delta State (1,200 TB, 2,114 AB)	2001
.566-Valdosta State	1985
.562-Southern Arkansas (1,093 TB, 1,945 AB)	2008
.561-Delta State (116 TB, 1,989 AB)	2002
.561-Delta State (956 TB, 1,704 AB)	1998

STOLEN BASES

Game:

18-Lincoln Memorial vs. Sue Bennett *(T-NCAA Record)	1993
18-North Alabama vs. Lincoln (Mo.) *(T-NCAA Record)	1992
15-West Georgia vs. Morris Brown	1996

Season:

260-North Alabama (302 attempts)	1985
208-North Alabama (229 attempts)	1995
205-North Alabama (237 attempts)	2000

HIT BY PITCH

Game:

9-Alabama-Huntsville vs. Henderson State	2007
9-Montevallo vs. West Chester	2006
9-Montevallo vs. Kentucky Wesleyan	2005
9-Montevallo vs. Stillman	2005
8-Southern Arkansas vs. North Alabama	2006
8-Delta State vs. St. Joseph's (Ind.)	2008
7-Held by nine teams. Most recently by:	
Valdosta State vs. Georgia College & State	2008

Season:

152-Delta State *(NCAA Record)	2002
141-West Alabama	2005
140-Montevallo	2006
138-Montevallo	2007
134-Montevallo	2005
121-Southern Arkansas	2006
120-Alabama-Huntsville	2007
119-Delta State	2003
114-Delta State	2007
113-Delta State	2001
110-Southern Arkansas	2008
106-Delta State	2004
105-Delta State	2008
101-Southern Arkansas	2007

BASES ON BALLS

Game:

22-Delta State vs. Jackson State	2003
20-Southern Arkansas vs. Stillman	2008
19-West Georgia vs. Fort Valley State	1986
16-Held by six teams. Most recently by:	
Ouachita Baptist vs. West Alabama	2006

Season:

385-Valdosta State	1985
356-Ouachita Baptist	2008
335-North Alabama	1985
314-Alabama-Huntsville	2000
292-Southern Arkansas	2008
289-North Alabama	2000
287-North Alabama	1993



TEAM RECORDS

<p>STRIKEOUTS</p> <p>Game:</p> <p>20-West Alabama vs. Fort Valley State 1986</p> <p>20-Southeastern Louisiana vs. Jacksonville State 1975</p> <p>19-Delta State vs. West Alabama 1992</p> <p>19-West Alabama vs. Stillman 1977</p> <p>RUNNERS LEFT ON BASE</p> <p>Game:</p> <p>20-Montevallo vs. Arkansas-Monticello 2007</p> <p>20-Montevallo vs. West Florida 1998</p> <p>19-Christian Brothers vs. Union University 2006</p> <p>19-Delta State vs. Jackson State 2003</p> <p>19-Christian Brothers vs. Ouachita Baptist 2001</p> <p>17-Held by seven teams. Most Recently by:</p> <p style="padding-left: 20px;">Delta State vs. Abilene Christian 2008</p> <p>SACRIFICE HITS</p> <p>Game:</p> <p>6-Montevallo vs. Lincoln Memorial 1997</p> <p>5-Held by seven teams. Most recently by:</p> <p style="padding-left: 20px;">Montevallo vs. Delta State 2008</p> <p>Season:</p> <p>74-North Alabama 2008</p> <p>72-North Alabama 2007</p> <p>70-North Alabama 2006</p> <p>65-Southern Arkansas 2007</p> <p>64-West Florida 1995</p> <p>63-North Alabama 2005</p> <p>58-Montevallo 2007</p> <p>58-Montevallo 1999</p> <p>54-Southern Arkansas 2006</p> <p>54-North Alabama 1991</p> <p>SACRIFICE FLIES</p> <p>Season:</p> <p>49-Delta State 2004</p> <p>45-Delta State 2003</p> <p>43-Southern Arkansas 2004</p> <p>43-Alabama-Huntsville 1996</p> <p>42-Montevallo 2007</p> <p>41-Southern Arkansas 2008</p> <p>38-Ouachita Baptist 2008</p>	<p>ASSISTS</p> <p>Game:</p> <p>33-Ouachita Baptist vs. West Alabama 2006</p> <p>33-Montevallo vs. Lincoln Memorial 1996</p> <p>26-Alabama-Huntsville vs. North Alabama 1998</p> <p>25-Troy State vs. Florida Southern 1985</p> <p>24-Delta State vs. Christian Brothers 2007</p> <p>24-Montevallo vs. West Florida 2004</p> <p>22-Held by six teams. Most recently by:</p> <p style="padding-left: 20px;">Southern Arkansas vs. Montevallo 2008</p> <p>21-Held by three teams. Most recently by:</p> <p style="padding-left: 20px;">Delta State vs. Montevallo 2008</p> <p>Season:</p> <p>718-Delta State 2007</p> <p>698-Montevallo 2006</p> <p>696-Delta State 2008</p> <p>673-West Alabama 1992</p> <p>672-Montevallo 2007</p> <p>671-Valdosta State 1985</p> <p>670-Montevallo 2000</p> <p>ERRORS</p> <p>Game:</p> <p>9-North Alabama vs. Valdosta State 2007</p> <p>9-West Alabama vs. Ouachita Baptist 2006</p> <p>9-West Florida vs. Spring Hill 1996</p> <p>9-Valdosta State vs. Florida Southern 1989</p> <p>9-West Alabama vs. Delta State 1978</p> <p>9-Montevallo vs. Delta State 2005</p> <p>8-Held by 11 teams. Most recently by:</p> <p style="padding-left: 20px;">Arkansas Tech vs. Ouachita Baptist 2008</p> <p style="padding-left: 20px;">Arkansas-Monticello vs. UNA (Twice; Each Game of DH) 2008</p> <p>FIELDING PERCENTAGE</p> <p>Season:</p> <p>.969-Southern Arkansas (1374 PO, 607 A, 63 E) 2007</p> <p>.969-Mississippi College (889 PO, 342 A, 39 E) 1983</p> <p>.968-Held by four teams. Most recently by:</p> <p style="padding-left: 20px;">Ouachita Baptist (1607 PO, 599 A, 67 E) 2008</p> <p style="padding-left: 20px;">Valdosta State (1375 PO, 518 A, 62 E) 2008</p> <p>.968-Delta State (1575 PO, 645 A, 74 E) 2004</p> <p>.967-Delta State (1,391 PO, 567 A, 66 E) 2003</p> <p>.967-Montevallo (1,455 PO, 624 A, 72 E) 2008</p> <p>.966-Delta State (1,469 PO, 696 A, 76 E) 2008</p> <p>.966-Delta State (622 PO, 234 A, 30 E) 1973</p> <p>.965-Southern Arkansas (1,197 PO, 479 A, 61 E) 1999</p> <p>DOUBLE PLAYS</p> <p>Game:</p> <p>6-Alabama-Huntsville vs. Faulkner 2004</p> <p>5-Held by five teams. Most recently by:</p> <p style="padding-left: 20px;">Delta State vs. Christian Brothers 2007</p> <p>Season:</p> <p>67-Valdosta State 1985</p> <p>61-Delta State 1985</p> <p>57-Arkansas Tech 2004</p> <p>57-West Alabama 1985</p>
<p style="text-align: center;">FIELDING</p> <p>PUTOUTS</p> <p>Game:</p> <p>54-Ouachita Baptist vs. West Alabama (3/12) 2006</p> <p>54-Ouachita Baptist vs. West Alabama (3/11) 2006</p> <p>48-Montevallo vs. Lincoln Memorial 1996</p> <p>42-Harding vs. Arkansas Tech 2003</p> <p>42-Montevallo vs. Berry 2003</p> <p>42-Alabama-Huntsville vs. Arkansas Tech 1999</p> <p>42-Arkansas Tech vs. Alabama-Huntsville 1999</p> <p>42-West Alabama vs. Delta State 1992</p> <p>42-West Alabama vs. Huntingdon 1979</p> <p>42-Nicholls State vs. Southwestern 1973</p> <p>Season:</p> <p>1,642-Valdosta State 1985</p> <p>1,608-Ouachita Baptist 2008</p> <p>1,588-Montevallo 2007</p> <p>1,575-Delta State 2004</p> <p>1,544-Montevallo 2006</p> <p>1,527-West Florida 2007</p> <p>1,492-Delta State 2007</p> <p>1,475-West Florida 2006</p> <p>1,471-Alabama-Huntsville 2000</p> <p>1,469-Delta State 2008</p>	<p style="text-align: center;">PITCHING</p> <p>INNINGS PITCHED</p> <p>Season:</p> <p>577.1-Valdosta State 1982</p> <p>547.1-Valdosta State 1985</p> <p>536.0-Ouachita Baptist 2008</p> <p>529.1-Montevallo 2007</p> <p>527.0-Valdosta State 1995</p>



GSC BASEBALL RECORDS

TEAM RECORDS

STRIKEOUTS

Game:	
21-Jacksonville State vs. Sewanee	1975
21-Tennessee-Martin vs. Washington	1972
20-Jacksonville State vs. Southeastern Louisiana	1975

Consecutive:

10-Valdosta State vs. Augusta (First 10 batters)	1983
10-Jacksonville State vs. West Alabama	1975
10-Tennessee-Martin vs. Lawrence (First 10 batters)	1972

Season:

488-Valdosta State	1995
468-Alabama-Huntsville	1999
464-Valdosta State	1997
459-Delta State	2001
457-Delta State	1996

RUNS ALLOWED

Game:	
39-Delta State vs. Memphis <i>(NCAA Record)</i>	1978
31-Arkansas-Monticello vs. Southern Arkansas	2008
29-Mississippi College vs. Delta State	1978
26-West Alabama vs. Mississippi State	1985

HITS ALLOWED

Game:	
41-Delta State vs. Memphis	1978
29-West Florida vs. North Alabama	1997
28-Arkansas-Monticello vs. Montevallo	2008
28-West Florida vs. North Alabama	1995

BASES ON BALLS

Game:	
19-Arkansas-Monticello vs. Southern Arkansas	2008
16-Harding vs. Freed-Hardeman	2001
16-North Alabama vs. West Alabama	1980
16-Mississippi College vs. Monmouth College	1974
15-Christian Brothers vs. North Alabama	2001
14-West Alabama vs. Mississippi State	1985
13-Christian Brothers vs. Ouachita Baptist	2007
13-Alabama-Huntsville vs. Southeastern Oklahoma State	2000
13-Montevallo vs. West Alabama	1997
12-Held by six teams. Most recently by:	
Southern Arkansas vs. LSU-Shreveport	2008

HIT BATTERS

Game:	
8-Southern Arkansas vs. Stillman	2008
8-North Alabama vs. Southern Arkansas	2006
8-Arkansas Tech vs. West Alabama	2006
7-Held by five teams. Most recently by:	
Delta State vs. West Alabama	2004
6-Held by eight teams. Most recently by:	
Arkansas Tech vs. Delta State	2008
Valdosta State vs. Francis Marion	2008

WILD PITCHES

Game:	
8-Delta State vs. North Alabama	1995
7-Arkansas-Monticello vs. Southern Arkansas	2008
6-Held by five teams. Most recently by:	
Valdosta State vs. Montevallo	2006

EARNED RUN AVERAGE

Season:	
2.20-Delta State (IP 335.1, R 141, ER 82)	1974
2.42-West Alabama	1973
2.66-North Alabama	1990

SHUTOUTS

Season:	
14-Jacksonville State	1972
13-Jacksonville State	1991
10-Delta State	1982, 1994, 1995

CONSECUTIVE SCORELESS INNINGS

42.0-Jacksonville State	1972
28.2-Delta State	2002
23.1-Montevallo	2000
22.1-West Alabama	1991
22.1-West Alabama	1981

COMPLETE GAMES

Season:	
35-Jacksonville State	1990
34-Delta State	1978
28-Arkansas-Monticello	1996

NO-HITTERS

Season:	
2-Southern Arkansas	2006
2-Harding	2004
2-West Alabama	1991
2-Delta State	1973

MISCELLANEOUS

VICTORIES

54-Delta State	2004
53-Delta State	1996
52-Delta State	2005
52-Delta State	2003
51-Ouachita Baptist	2008
50-Ouachita Baptist	2007
50-Delta State	2002
50-Delta State	2001

CONSECUTIVE VICTORIES

28-Jacksonville State	1979
24-Delta State	2008
22-Valdosta State	1983
21-Held by four teams. Most recently by:	
Southern Arkansas	2008
19-Delta State	2001, 2002, 2004
17-Delta State	2000
17-Southern Arkansas	2002
16-North Alabama	1985

WON-LOST PERCENTAGE

.905-Troy State (38-6)	1986
.869-Delta State (53-8)	1996
.860-Jacksonville State (43-7)	1979
.860-Troy State (49-8)	1990

LARGEST HOME CROWD

2,175-Delta State vs. West Alabama	2005
2,019-West Alabama vs. Alabama	2000

SHORTEST GAME (7 innings)

1:08-Ouachita Baptist vs Newman	2002
1:08-Southern Arkansas vs Southeastern Oklahoma State	2002
1:09-Henderson State vs. LSU-Shreveport	1998
1:12-Delta State vs. Henderson State	1994
1:15-Central Arkansas vs. Henderson State	2000

SHORTEST GAME (9 innings)

1:22-West Florida vs. West Georgia	1998
1:26-Henderson State vs. Southern Arkansas	1998
1:40-Arkansas Tech vs. Southern Arkansas	2002
1:41-Arkansas Tech vs. Christian Brothers	1999

GSC BASEBALL RECORDS



INDIVIDUAL RECORDS

HITTING

AT BATS

Game:
 9-Trent Preuitt, Montevallo vs. Delta State 2005
 8-Held by eight players. Most recently by:
 Tim Dellwo, Southern Arkansas vs. Stillman 2008

Season:

271-Mike Jones, Valdosta State 1985
 261-Jud Thigpen, Delta State 2004
 259-Mark Broome, Delta State 2004
 250-Robert Morgan, Valdosta State 2004
250-Devin Goodwin, Delta State 2008
 247-Eric Moore, Montevallo 2007
 247-Daniel Tankersley, Montevallo 2007
 247-Eric Patten, Delta State 2004
 248-Bert Pickard, Delta State 2004
 241-James Barksdale, North Alabama 2006
 241-Trent Preuitt, Montevallo 2005

Career:

834-Scott Simpson, Valdosta State 2000-03
 792-Brian Rea, Delta State 1997-00
 789-Peter Antoske, West Florida 2004-07
 783-Tony Cappola, Montevallo 1997-00
 782-Walt Simmons, West Alabama 1999-02
 778-Wes Long, Alabama-Huntsville 2001-04
 767-Barrett Ward, Central Arkansas 2002-05
 763-Owen Davis, West Florida 2003-06
 754-Trent Preuitt, Montevallo 2002-05
 730-Clayton Childers, Southern Arkansas 2001-04

BATTING AVERAGE

Season: (Minimum two ABs per team game)

.521-Sam Lee, North Alabama (87-for-167) 1998
 .508-Andre Wood, Jacksonville State (69-for-118) 1978
 .500-Jamie Tucker, Arkansas-Monticello (80-for-160) 1999
 .489-Josh Willingham, North Alabama (93-for-190) 1999
 .488-Miguel Rivera, Lincoln Memorial (79-for-162) 1994
 .482-John Raymond Hehn, Christian Bros. (79-for-164) 2006
 .482-Brian Davis, West Georgia (107-for-222) 1998
 .476-Stephen Jackson, West Florida (89-for-187) 1998
 .471-David Monroe, West Georgia (66-for-140) 1997

Career: (Minimum 200 AB and two seasons)

.449-Sam Lee, North Alabama (151-for-336) 1997-98
 .447-Brian Davis, West Georgia (156-for-349) 1997-98
 .431-Chance Melvin, West Alabama (175-for-406) 1998-99
 .424-Josh Willingham, North Alabama (205-for-484) 1998-00
 .422-Chris Garmon, Jacksonville State (216-for-512) 1983-86
 .418-Stuart Lewis, West Georgia (218-for-521) 1982-86
 .411-Eric Cameron, Central Arkansas (140-for-341) 1998-99
 .409-Charles Culberson, Jacksonville State (170-for-415) 1981-84
 .405-Dee Haynes, Delta State (259-for-639) 1998-00
 .402-Rick Chavez, North Alabama (132-for-327) 1984-85

HITS

Game:
 7-David Monroe, West Georgia vs. Ogelthorpe 1997
 6-Held by several players. Most recently by:
 Clay Sartain, Delta State vs. Florida Southern 2008
 Chris Clark, Delta State vs. Florida Southern 2008

Consecutive:

11-Jantzen Black, Arkansas Tech 2008
11-Tony Sanchez, Arkansas Tech 2008
 10-Jeremy Gardner, Central Arkansas 1999
 10-Scott Finley, Mississippi College 1994
 9-Held by eight players. Most recently by:
 John Wiggins, Montevallo 1997

HITS (cont.)

Season:

114-Mike Jones, Valdosta State 1985
 112-Jud Thigpen, Delta State 2004
 109-Robert Morgan, Valdosta State 2004
 105-James Barksdale, North Alabama 2006
 105-Trent Preuitt, Montevallo 2005
 103-Aharon Eggleston, Southern Arkansas 2004
 107-Brian Davis, West Georgia 1998
 98-Jeff Segar, Montevallo 2000
 96-Tony Cappola, Montevallo 1999
 93-Held by five players. Most recently by:
 Jim Streicher, Ouachita Baptist 2008

Career:

307-Brian Rea, Delta State 1997-00
 300-Tony Cappola, Montevallo 1997-00
 287-Peter Antoske, West Florida 2004-07
 281-Walt Simmons, West Alabama 1999-02
 280-Wes Long, Alabama-Huntsville 2001-04
 277-Trent Preuitt, Montevallo 2002-05
 276-Scott Simpson, Valdosta State 2000-03
 272-Barrett Ward, Central Arkansas 2002-05
 267-Jud Thigpen, Delta State 2001-04
 261-James Barksdale, North Alabama 2004-06
 261-Bobby McDonald, Valdosta State 1996-99

CONSECUTIVE GAME HITTING STREAK

36-Brian Davis, West Georgia 1998
 31-Chance Beasley, Ouachita Baptist 2007
 31-Robert Morgan, Valdosta State 2004
30-Jantzen Black, Arkansas Tech 2008
 29-Stephen Jackson, West Florida 1998
 28-Daniel Hayes, West Georgia 1984
 26-Job Fugice, North Alabama 2005
 26-Wade Vincent, Lincoln Memorial 2001
 25-Ryan Cox, Alabama-Huntsville 2003
 25-Rusty Brown, Valdosta State 1990
 23-Held by four players. Most recently by:
 Trent Preuitt, Montevallo 2005

RUNS SCORED

Game:

6-Held by six players. Most recently by:
 David Aubrey, Southern Arkansas vs. UAM 2008
 John Long, Southern Arkansas vs. CBU 2008

Season:

96-Andy Anthony, Valdosta State 1985
 88-Brian Davis, West Georgia 1998
 87-Aharon Eggleston, Southern Arkansas 2004
 86-Mark Broome, Delta State 2004
 86-Frank Smith, Delta State 2001
 80-Eric Patten, Delta State 2004
 79-Jud Thigpen, Delta State 2002
 79-Cedric Landrum, North Alabama 1985
78-Blake Lockwood, Ouachita Baptist 2008
 78-Chance Beasley, Ouachita Baptist 2007
 76-Held by five players. Most recently by:
 J.D. Pruitt, Montevallo 2006

Career:

233-Jud Thigpen, Delta State 2001-04
 227-Brian Rea, Delta State 1997-00
 212-Dee Haynes, Delta State 1998-00
 209-Stewart Lee, Jacksonville State 1985-88
 208-Chris Garmon, Jacksonville State 1983-86
 208-Walt Simmons, West Alabama 1999-02



GSC BASEBALL RECORDS

INDIVIDUAL RECORDS

Runs Scored, Career (cont.)

197-Cedric Landrum, North Alabama	1982-85
196-Hunter Jobs, Delta State	2005-08
196-Blake Bone, Alabama-Huntsville	1998-00
194-Timbo Baird, Delta State	1978-81
193-Barrett Ward, Central Arkansas	2002-05

DOUBLES

Game:

4-Brady Dundon, West Alabama vs. Lincoln Memorial	2006
4-Brian Jenkins, North Alabama vs. Harding	2004
4-Marcus Van Every, Delta State vs. Nicholls State	2001
4-Wendell Stephens, Troy State vs. Delta State	1985

Season:

32-Robert Morgan, Valdosta State <i>*(T-NCAA Record)</i>	2004
29-Chris Starkey, Southern Arkansas	1996
28-Ron Riddle, West Georgia	2001
28-Chance Melvin, West Alabama	1999
28-Stephen Jackson, West Florida	1998
26-Dario Colovic, Arkansas Tech	2008
26-Josh Willingham, North Alabama	1999
25-Held by six players. Most recently:	
Edwin Maysonet, Delta State	2003

Career:

64-Stephen Jackson, West Florida	1995-98
62-Douglas Harget, North Alabama	1999-02
60-Jud Thigpen, Delta State	2001-04
60-Clayton Childers, Southern Arkansas	2001-04
59-Held by six players. Most recently by:	
Ryan White, Arkansas Tech	2002-05
58-Brad Goss, Arkansas Tech	2001-04
57-Spencer Holman, Delta State	1994-97

TRIPLES

Game:

3-Charan Girard, Valdosta State vs. DePauw	1998
3-Phil Dixon, Delta State vs. Central Methodist	1974
3-Jimmy Snow, Jacksonville State vs. Earlham	1973

Season:

10-Harry Shelton, North Alabama	1986
9-Walter Glass, Tennessee-Martin	1975
8-Ed Maysonet, Delta State	2002
8-Jeff Branson, West Alabama	1988
8-J.D. Ramirez, North Alabama	1987

Career:

17-James Barksdale, North Alabama	2004-06
17-Walter Glass, Tennessee-Martin	1975-76
15-Harry Shelton, North Alabama	1984-86
14-Jamie Tucker, Arkansas-Monticello	1996-99
14-Tim Harvey, Delta State	1977-80
13-Bo Whitaker, Harding	2005-08
13-Jeff Branson, West Alabama	1986-88
12-Held by four players. Most recently by:	
Blake Butler, Alabama-Huntsville	2007-08

HOME RUNS

Game:

4-Dee Haynes, Delta State vs. Southern Arkansas	2000
4-Joey Urbanek, Arkansas Tech vs. Southwest Missouri State	2000
4-Kevin Nichols, Alabama-Huntsville vs. Kentucky Wesleyan	1996
4-Sean Starratt, West Alabama vs. Birmingham Southern	1992

Consecutive:

4-Sean Starratt, West Alabama	1992
3-Held by six players. Most recently by:	
Eric Cameron, Central Arkansas	1999

HOME RUNS (cont.)

Season:

36-Brian Davis, West Georgia <i>*(NCAA Record)</i>	1998
26-Dee Haynes, Delta State	1999
26-John Stratton, Jacksonville State	1993
25-Sammy Davis, Jacksonville State	1977
24-Kyle Nichols, Alabama-Huntsville	1999
24-Jerry Whaley, West Georgia	1998
23-Held by three players. Most recently by:	
Bobby McDonald, Valdosta State	1997

Career:

71-Stewart Lee, Jacksonville State <i>*(NCAA Record)</i>	1985-88
69-Dee Haynes, Delta State	1998-00
57-Richey Hines, Mississippi College	1982-85
47-Justin Cone, Harding	2002-05
46-Blake Bone, Alabama-Huntsville	1998-00
46-Dave Banks, Troy State	1982-85
44-Jeremy Brostrom, West Georgia	1998-01
44-Bobby McDonald, Valdosta State	1996-99
43-Held by three players. Most recently by:	
Kyle Nichols, Alabama-Huntsville	1998-99

GRAND SLAMS

Game:

2-Travis Fultz, UM vs. Martin Methodist <i>*(T-NCAA Record)</i>	2006
2-Xavier Smith, West Florida vs. Mobile <i>*(T-NCAA Record)</i>	1999
2-Bruce Lee, West Ga. vs. Jacksonville St. <i>*(T-NCAA Record)</i>	1984

Season:

4-Glen Lamas, Southeastern Louisiana	1973
3-Held by six players. Most recently by:	
Devin Goodwin, Delta State	2008

Career:

5-Josh Willingham, North Alabama	1998-00
--	---------

RUNS BATTED IN

Game:

13-Kevin Nichols, UAH vs. Ky. Wesleyan <i>*(T-NCAA Record)</i>	1996
10-Clayton Childers, Southern Arkansas vs. Christian Brothers	2002
10-Bruce Lee, West Georgia vs. Jacksonville State	1984
9-Jud Thigpen, Delta State vs. Southern Arkansas	2004
9-Brad Goss, Arkansas Tech vs. Lyon	2002

Season:

102-Brian Davis, West Georgia	1998
92-Dee Haynes, Delta State	1999
90-Kyle Nichols, Alabama-Huntsville	1999
87-Dee Haynes, Delta State	2000
86-Josh Willingham, North Alabama	1999
83-Chance Melvin, West Alabama	1999

Career:

253-Dee Haynes, Delta State	1998-00
229-Richey Hines, Mississippi College	1982-85
217-Jud Thigpen, Delta State	2001-04
209-JoJo Blaha, Valdosta State	1984-87
207-Walt Simmons, West Alabama	1999-02
203-Blake Bone, Alabama-Huntsville	1998-00
203-Stewart Lee, Jacksonville State	1985-88
198-Justin Cone, Harding	2002-05
190-Tony Cappola, Montevallo	1997-00
188-Bobby McDonald, Valdosta State	1996-99
186-Alan Pate, North Alabama	1993-96
186-Chris Garmon, Jacksonville State	1983-86



INDIVIDUAL RECORDS

TOTAL BASES

Game:

20-Kevin Nichols, UAH vs. Ky. Wesleyan *(T-NCAA Record) ...	1996
17-Brian Davis, West Georgia vs. Lincoln Memorial	1998
16-Sean Starratt, West Alabama vs. Birmingham Southern	1992
16-Scott Ates, Troy State vs. Valparaiso	1990

Season:

229-Brian Davis, West Georgia *(NCAA Record)	1998
197-Dee Haynes, Delta State	1999
197-Sammy Davis, Jacksonville State	1977
182-Jud Thigpen, Delta State	2004
179-Kyle Nichols, Alabama-Huntsville	1999
176-Brian Rea, Delta State	2000
172-Robert Morgan, Valdosta State	2004
168-Chance Melvin, West Alabama	1999

Career:

537-Dee Haynes, Delta State	1998-00
499-Stewart Lee, Jacksonville State	1985-88
482-Tony Cappola, Montevallo	1997-00
479-Jeremy Brostrom, West Georgia	1998-01
475-Walt Simmons, West Alabama	1999-02
464-Jud Thigpen, Delta State	2001-04
458-Richey Hines, Mississippi College	1982-85
445-JoJo Blaha, Valdosta State	1984-87
441-Bobby McDonald, Valdosta State	1996-99

SLUGGING PERCENTAGE

Season: (Minimum two ABs per team game)

1.224-Don Jackson, Tennessee-Martin	1972
1.032-Brian Davis, West Georgia	1998
.988-David Couch, Tennessee-Martin	1977
.987-John Stratton, Jacksonville State	1993

Career: (Minimum 200 AB and two seasons)

.810-Stewart Lee, Jacksonville State (500 TB, 617 AB)	1985-88
.781-Tracy Geffre, Southern Arkansas (292 TB, 374 AB)	2002-03
.781-Chance Melvin, West Alabama (317 TB, 406 AB)	1998-99
.744-Sam Lee, North Alabama (250 TB, 336 AB)	1997-98
.728-John Long, Southern Arkansas (217 TB, 298 AB) 2007-08	
.715-Josh Willingham, North Alabama (346 TB, 484 AB)	1998-01
.710-Steve Kosa, North Alabama (267 TB, 376 AB)	1998-99
.697-Jud Thigpen, Delta State (464 TB, 678)	2001-04
.695-Eric Cameron, Central Arkansas (251 TB, 341 AB)	1998-99
.690-Sean Starratt-West Alabama (271 TB, 393 AB)	1992-93

STOLEN BASES

Game:

6-Austin Gwatney, Arkansas Tech vs. UAM	2008
---	------

5-Held by seven players. Most recently by:
Blake Lockwood, Ouachita Baptist vs. SIU-Edwardsville 2008

Consecutive:

60-David Shelton, North Alabama *(NCAA Record)	1994-95
48-Skyler Stromsmoe, Southern Arkansas	2007
39-Bailey Chancey, Alabama-Huntsville	1996
26-Greg Bowles, North Alabama	1990

Season:

69-Cedric Landrum, North Alabama	1985
65-Churchill Moore, Tennessee-Martin	1986
59-James Barksdale, North Alabama* (Led all of NCAA)	2006
59-David Shelton, North Alabama	1995

Career:

150-Cedric Landrum, North Alabama	1982-85
109-James Barksdale, North Alabama	2004-06
103-Skyler Stromsmoe, Southern Arkansas	2005-07
98-Churchill Moore, Tennessee-Martin	1986-87

Stolen Bases, Career (cont.)

95-Justin Durmon, Southern Arkansas	1998-01
88-Denny Paganelli, North Alabama	1997-00
83-Billy Terrell, North Alabama	1986-89
83-Eric Moore, Montevallo	2007-08
81-Greg Bowles, North Alabama	1990; 92
79-Wes Long, Alabama-Huntsville	2001-04
78-David Shelton, North Alabama	1994-95
77-Chris Fears, North Alabama	1999-00
77-Joe Blakey, North Alabama	1987-88
77-Chris Kline, Lincoln Memorial	1995-97

STOLEN BASE PERCENTAGE

Career: (Minimum 75 attempts)

.939-Eric Moore, Montevallo (83/89)	2007-08
.902-J.D. Pruitt, Montevallo (74/82)	2006-07
.898-Cedric Landrum, North Alabama (150/167)	1982-85

SACRIFICE HITS

Season:

21-Matt Horton, North Alabama	2007
17-Calem Ray, Valdosta State	2008
17-Brock Beck, North Alabama	2004
16-Matt Horton, North Alabama	2008
16-Dane Lucas, Southern Arkansas	2007
16-John Wood, North Alabama	1988
15-Joey Perry, Christian Brothers	2002
14-Held by five players. Most recently by: Adam Keenum, Alabama-Huntsville	2007

SACRIFICE FLIES

Season:

18-Dale Mathis, North Alabama *(NCAA Record)	1972
13-Daniel Tankersley, Montevallo	2007
10-Held by four players. Most recently by: Bobby Beeson, Southern Arkansas	2004

SACRIFICES

Career:

44-Brock Beck, North Alabama	2001-04
39-Jeremy Goss, Arkansas Tech	1999-02
37-Matt Horton, North Alabama	2007-08
28-Brian Carter, Montevallo	1997-00
27-Jimmy Maddrey, West Florida	1995-97
26-Calem Ray, Valdosta State	2007-08
26-Chris Browning, Montevallo	1998-99
25-Brantly Clay, Montevallo	2005-07
24-Held by three players. Most recently by: Casey Gierke, West Florida	2003-06
23-Zach Fisher, Harding	2005-08
23-Tony Cappola, Montevallo	1997-00

BASES ON BALLS

Game:

5-Held by four players. Most recently by:
David Aubrey, Southern Arkansas vs. UAM 2008

4-Held by 17 players. Most recently by:
Aaron Faust, Montevallo vs. Valdosta State 2008
Ryan Norman, Montevallo vs. Missouri Western 2008

Season:

91-Richie Johnson, Valdosta State *(NCAA Record)	1982
79-Andy Anthony, Valdosta State	1985
77-Kevin Annison, Mississippi College	1984

Career:

161-Blake Bone, Alabama-Huntsville	1998-00
140-Tim Harvey, Delta State	1977-80
139-Mike Kraft, Delta State	1985-88
130-Ronald Davis, Delta State	1979-82



GSC BASEBALL RECORDS

INDIVIDUAL RECORDS

Bases on Balls, Career (cont.)

124-Bubba McBrain, Delta State	1976-79
122-Stan Coats, Mississippi College	1983-86
121-Brad Armstrong, Delta State	1980-83
115-Rob O'Kelley, West Georgia	1999-01

HIT BY PITCH

Game:

4-Eddie Gullen, North Ala. vs. Tuskegee <i>*(T-NCAA Record)</i>	2006
4-Darren Jones, SAU vs. Miss. College <i>*(T-NCAA Record)</i>	1996
3-Held by several players. Most recently by: Max Freeman, Delta State vs. St. Joseph's (Ind.)	2008

Season:

41-Chris Kline, Lincoln Memorial <i>*(NCAA Record)</i>	1997
34-Clint Turman, Delta State	2002
32-Adam Keenum, Alabama-Huntsville	2007
30-Rickey Noland, Delta State	2007
28-Eric Moore, Montevallo	2007
28-Scooter Hendrickson, Southern Arkansas	2006
27-Rickey Noland, Delta State	2008
25-Held by four players. Most recently by: Chase Blackwood, Valdosta State	2008

Career

68-Chris Kline, Lincoln Memorial	1995-97
57-Rickey Noland, Delta State	2007-08
51-Daniel Furuto, Montevallo	2005-08
51-Clint Turman, Delta State	2002-03
50-J.D. Pruitt, Montevallo	2006-07
49-Brantly Clay, Montevallo	2005-08
46-Matt Warren, Central Arkansas	2004-06
46-Walt Simmons, West Alabama	1999-02
44-Adam Keenum, Alabama-Huntsville	2006-07
42-Eric Moore, Montevallo	2007-08
41-Joey Perry, Christian Brothers	1999-02
40-Scooter Hendrickson, Southern Arkansas	2005-07

STRIKEOUTS

Game:

5-Wes Long, Alabama-Huntsville vs. North Alabama	2001
5-Jason Pride, West Florida vs. Mobile	1998
5-Tommy Monk, West Alabama vs. Stillman	1975

FIELDING

PUTOUTS

Game:

20-Chris Clark, Delta State vs. Christian Brothers	2007
20-Brandon Johnson, Montevallo vs. Lincoln Memorial	1996
20-Kevin Spooner, Valdosta State	1985
19-Jarred Patterson, West Florida vs. West Alabama	2002
19-Eric SanInocencio, Montevallo vs. West Alabama	2001
19-Richrad Miller, West Alabama vs. Stillman	1986
18-Held by six players. Most recently by: Brad Green, Arkansas Tech vs. North Alabama	2006

Season:

526-Chris Clark, Delta State	2007
502-Daniel Tankersley, Montevallo	2007
482-Daniel Tankersley, Montevallo	2006
482-Stan Partridge, Delta State	1978
477-Bo Williams, West Florida	2006
468-Tim Dellwo, Southern Arkansas	2008
463-Steve Kosa, North Alabama	1999
459-Aaron Hauser, North Alabama	2005
459-Owen Davis, West Florida	2003
458-Aaron Hauser, North Alabama	2006
458-Rusty Riley, Montevallo	1999

PUTOUTS, (cont.)

Career:

1,241-Dave Banks, Troy State	1982-85
1,100-Alan Pate, North Alabama	1993-96
1,081-Richey Hines, Mississippi College	1982-85
1,055-Douglas Harget, North Alabama	1999-02
1,044-Ricky Hearn, Delta State	1978-81
1,030-Tim Percy, Tennessee-Martin	1984-87
1,004-Scott Bowlin, West Alabama	1980-83

ASSISTS

Game:

11-Ivan Kolb, Montevallo vs. Lincoln Memorial	1996
11-Doug Peters, Delta State vs. Tennessee-Martin	1985
10-Held by five players. Most recently by: Pat Robey, Southern Arkansas vs. Montevallo	2008
9-Held by nine players. Most recently by: Drew Maus, Ouachita Baptist vs. Arkansas Tech	2008

Season:

201-B.J. Holloway, Montevallo	2006
191-Jeff Segar, Montevallo	2000
190-Devin Goodwin, Delta State	2007
187-Eric Patten, Delta State	2005
184-Tony Sanchez, Arkansas Tech	2007
179-Mike DeJean, West Alabama	1992
176-Hunter Vick, West Florida	2004
175-Eric Patten, Delta State	2004
175-Mike Kinnison, Delta State	1978
171-Derek Weldon, Southern Arkansas	2005
171-Chris Cooper, Montevallo	2007
170-B.J. Holloway, Montevallo	2007

Career:

599-Eric Patten, Delta State	2002-05
587-Luis Ferreiro, West Florida	2000-03
537-Wes Long, Alabama-Huntsville	2001-04
521-B.J. Holloway, Montevallo	2006-08
479-Jack Tinkler, Troy State	1977-80
476-Bo Whitaker, Harding	2005-08
475-Tony Cappola, Montevallo	1997-00
470-Doug Peters, Delta State	1982-85
452-Jeff Branson, West Alabama	1986-88
432-Ben Neely, Harding	2001-04
423-Brock Beck, North Alabama	2001-04
423-Stuart Lewis, West Georgia	1982-86
421-Parrish Bowlin, West Alabama	1981-84

ERRORS

Game:

5-Philip Donaldson, Alabama-Huntsville vs. Oakland City	2001
5-Scott Merkich, West Alabama vs. Birmingham Southern	2001
4-by several players	

TOTAL CHANCES

Game:

21-Brad Handley, West Alabama vs. Delta State	1992
21-Doug Brown, Delta State vs. Arkansas-Little Rock	1987
20-Brandon Johnson, Montevallo vs. Lincoln Memorial	1996
20-Kevin Spooner, Valdosta State	1985



GSC BASEBALL RECORDS

INDIVIDUAL RECORDS

PITCHING

APPEARANCES

Season:	
34-Marty Wheeler, North Alabama	1995
32-Justin Lamb, Valdosta State	2008
32-Zach Andrews, Montevallo	2006
32-Matt Mitchell, Montevallo	1999
31-Fred Fosson, West Florida	2005
31-Cliff Lord, North Alabama	1998
30-Phil Lawhorn, West Florida	2007
29-Held by seven players. Most recently by:	
Matt Hancock, North Alabama	2005
Cory Kroeger, North Alabama	2005

Career:	
104-Zach Andrews, Montevallo	2005-08
82-Cory Kroeger, North Alabama	2003-06
71-Brent Davenport, Alabama-Huntsville	2000-03
71-Jason Eatman, West Alabama	1990-93
70-Dusty Hughes, Delta State	2001-03
70-Ted West, Valdosta State	1985-88
69-Jeremy McClain, Delta State	1996-99
67-Matt Jansen, Alabama-Huntsville	1999-02
67-Marty Wheeler, North Alabama	1993-96
65-Brian Volante, Christian Brothers	1998-01
65-Keef Pettis, West Alabama	1978-81

RELIEF APPEARANCES

Career:	
102-Zach Andrews, Montevallo	2005-07
73-Cory Kroeger, North Alabama	2003-06
62-Marty Wheeler, North Alabama	1993-96
59-Matt Mitchell, Montevallo	1999-00
58-Brent Davenport, Alabama-Huntsville	2002-03
56-Stephen Gay, West Florida	1995-98
56-Jason Eatman, West Alabama	1990-93
56-John Carter, Arkansas Tech	1999-02
53-Benji Hughes, Montevallo	1998-99
52-Fred Fosson, West Florida	2005-06
51-Jimmy Trueman, West Florida	1997-99
50-Todd Shiyuk, Alabama-Huntsville	1998-99

GAMES STARTED

Season:	
20-Dave Townsend, Delta State	1996
19-Rusty Mask, Montevallo	2006
19-Bubba Dixon, Delta State	1994
19-Ron Hogan, Delta State	1988

Career:	
59-Jeremy McClain, Delta State	1996-99
57-Todd Androsko, West Florida	2003-06
53-Justin Smith, Delta State	2005-08
52-Cody Jones, Southern Arkansas	2005-08
52-Bryan Lee, West Florida	2003-05
52-Keef Pettis, West Alabama	1978-81
48-Chris Burgess, Delta State	1980-83
47-Bryan Shover, Valdosta State	1992-95
44-Michael Freeman, Arkansas Tech	1999-02
42-Adam Bass, Alabama-Huntsville	2001-03

COMPLETE GAMES

Season:	
12-Phillip Bailey, Central Arkansas	1995
12-Dennis Choate, Northwestern Louisiana	1974
11-Justin Phillips, Harding	2007
11-Bubba Dixon, Delta State	1994
11-Ron Hogan, Delta State	1988

COMPLETE GAMES (cont.)

Career:	
29-Chris Burgess, Delta State	1980-83
28-Keef Pettis, West Alabama	1978-81
26-Bryan Shover, Valdosta State	1992-95
26-Tim Watkins, Mississippi College	1983-85
24-Mike Lamb, Jacksonville State	1973-76
24-Danny Mitchell, Tennessee-Martin	1976-79
22-Wayne Silva, Southeastern Louisiana	1973-76
22-Joe Hubal, Delta State	1972-75
22-Mike Galloway, Jacksonville State	1972-75

INNINGS PITCHED

Game:	
16.0-Scot Shields, Lincoln Memorial vs. Montevallo	1996
12.1-Pete Albritton, Delta State vs. Ole Miss	1974
12.0-Keef Pettis, West Alabama vs. Huntingdon	1979
12.0-Gary Cottingham, West Alabama vs. North Alabama	1974

Season:	
144.1-Bubba Dixon, Delta State	1994
133.0-Ron Hogan, Delta State	1988
130.1-Steve Smith, Ouachita Baptist	2008
127.1-Jeff Agerter, Valdosta State	1983

Career:	
376.0-Keef Pettis, West Alabama	1978-81
368.1-Cody Jones, Southern Arkansas	2005-08
366.2-Todd Androsko, West Florida	2003-06
364.1-Bryan Lee, West Florida	2003-05
363.1-Jeremy McClain, Delta State	1996-99
347.2-Bryan Shover, Valdosta State	1992-95
308.1-Justin Smith, Delta State	2005-08
310.0-Chris Burgess, Delta State	1980-83
295.2-Randy Smith, West Alabama	1975-78
288.2-Ted West, Valdosta State	1985-88
288.0-Brad Teague, Delta State	1989-92

WINS

Season:	
16-Dave Townsend, Delta State (16-1)	1996
16-Bubba Dixon, Delta State (16-3)	1994
15-Jeremy McClain, Delta State (15-0)	1999
14-Ron Hogan, Delta State	1988

Consecutive:	
18-Dave Townsend, Delta State	1995-96
15-Jeremy McClain, Delta State	1999
15-George Mianowski, North Alabama	1996-97
15-Bubba Dixon, Delta State	1994

Career:	
45-Jeremy McClain, Delta State (45-9)	1996-99
36-Brad Lightsey, Delta State (36-5)	2002-05
32-Cody Jones, Southern Arkansas (32-11)	2005-08
32-Craig Holman, Jacksonville State (32-5)	1988-91
31-Bryan Shover, Valdosta State (31-18)	1992-95
30-Justin Smith, Delta State (30-13)	2005-08
30-Keef Pettis, West Alabama (30-21)	1978-81
29-Held by four players. Most recently by:	
John Polles, Delta State (29-)	2001-05
28-Todd Androsko, West Florida (28-14)	2003-06
28-Chris Burgess, Delta State (28-14)	1980-83
25-Held by four players. Most recently by:	
Dave Townsend, Delta State (25-4)	1995-96



GSC BASEBALL RECORDS

INDIVIDUAL RECORDS

WON-LOST PERCENTAGE (Best Perfect Seasons)

Season:

1.000-Jeremy McClain, Delta State (15-0)	1999
1.000-Josh Melton, Delta State (12-0)	1996
1.000-Hayden Simpson, Southern Arkansas (10-0)	2008
1.000-Brandon Buford, Southern Arkansas (10-0)	2002
1.000-George Mianowski, North Alabama (9-0)	1996
1.000-Held by five players at 8-0. Most recently by:	
Andrew Waddell, Delta State (8-0)	2000

Career: (Minimum **two** seasons and **10** decisions)

.952-Josh Melton, Delta State (20-1)	1995-96
.917-Brandon Dill, West Alabama (22-2)	2005-08
.904-George Mianowski, North Alabama (19-2)	1996-97
.900-Shane Martin, West Alabama (9-1)	2003-04
.900-Michael Riggs, West Alabama (9-1)	2003-04
.900-Steve Lowery, Troy State (10-1)	1980-81
.882-Kent Sullivan, North Alabama (15-2)	1990-91
.882-Chris Nixon, Valdosta State (15-2)	1984-85
.878-Brad Lightsey, Delta State (36-5)	2002-05
.867-Erasmo Moreno, Alabama-Huntsville (13-2)	1996-97
.865-Craig Holman, Jacksonville State (32-5)	1988-91
.862-Dave Townsend, Delta State (25-4)	1995-96

SAVES

Season:

14-Phil Lawhorn, West Florida	2007
12-Fred Fosson, West Florida	2005
12-Matt Greenwood, North Alabama	1999
11-Justin Lamb, Valdosta State	2008
11-Brandon Wellborn, Southern Arkansas	2007
11-Zach Andrews, Montevallo	2006
11-Brad Cartwright, Central Arkansas	1998
10-Brian Blankenship, Central Arkansas	2006
10-Jeremy Noegel, West Florida	2003
10-Joe Martinez, North Alabama	1990
10-Robin Ricks, Delta State	1981

Career:

25-Zach Andrews, Montevallo	2005-08
22-Fred Fosson, West Florida	2005-06
22-John Carter, Arkansas Tech	1999-02
19-Brad Cartwright, Central Arkansas	1997-99
17-Dusty Hughes, Delta State	2001-03
17-Matt Mitchell, Montevallo	1999-00
16-Jeremy Noegel, West Florida	2002-03
16-Terry Pearson, West Alabama	1993-95
15-Matt Greenwood, North Alabama	1999-00
15-Marty Wheeler, North Alabama	1993-96
15-Joe Martinez, North Alabama	1990-93
14-Phil Lawhorn, West Florida	2007
14-Jason Eatman, West Alabama	1990-93

STRIKEOUTS

Game:

21-Ted Barnicle, JSU vs. Sewanee <i>*(T-NCAA Record)</i>	1975
20-Ted Barnicle, Jacksonville State vs. Southeastern Louisiana	1975
17-Justin Phillips, Harding vs. Arkansas-Monticello	2007
17-Charles Hobson, West Alabama vs. Central Methodist	1973
17-Steven Oelke, Christian Brothers vs. Arkansas-Monticello	2002

Consecutive:

10-Wayne Fugett, Valdosta State vs. Augusta	1983
10-Ted Barnicle, Jacksonville State vs. West Alabama	1975
10-Joe Kuchar, Tennessee-Martin vs. Lawrence and Union	1972

STRIKEOUTS (cont.)

Season:

177-Bubba Dixon, Delta State	1994
150-Ted Barnicle, Jacksonville State	1975
146-Tim VanEgmond, Jacksonville State	1991
143-Steve Smith, Ouachita Baptist	2008

Career:

365-Bryan Shover, Valdosta State	1992-95
324-Jeremy McClain, Delta State	1996-99
313-Steve Smith, Ouachita Baptist	2005-08
299-Todd Androsko, West Florida	2003-06
285-Chris Pozza, Southern Arkansas	1998-01
269-Cody Jones, Southern Arkansas	2005-08
262-Brad Reeder, Lincoln Memorial	1997-00
258-Ted Barnicle, Jacksonville State	1972-75
258-John Mortillaro, Jacksonville State	1979-82
254-Chris Burgess, Delta State	1980-83

STRIKEOUT RATIO (K's per 9 inn; Min. **45** and **1** inn. pitched/team game)

Season:

17.69-Ted Barnicle, Jacksonville State (150 K, 76.1 IP)	1975
11.98-Tim VanEgmond, Jacksonville State (146 K, 109.2 IP)	1991
11.58-Garett Mims, Montevallo (93 K, 72.1 IP)	2007
11.30-Justin Phillips, Harding (121 K, 96.1 IP)	2007
11.04-Drew Parr, Central Arkansas (112 K, 91.1 IP)	2004
11.04-Bubba Dixon, Delta State (177 K, 144.1 IP)	1994

NO-HITTERS (Only those that were also CG for pitcher of record listed)

Season:

1-By several players, most recently by:	
Brett Durand, Delta State vs. Arkansas-Monticello	2007

PERFECT GAMES (Only those that were CG for pitcher of record listed)

Season:

1-By several players, most recently by	
Brian Smith, Southern Arkansas vs. Wiley College	1997

SHUTOUTS

Consecutive:

5-Danny Cox, Troy State	1981
3-Josh Johnson, Montevallo	1999
2-Held by four players. Most recently by:	
Justin Phillips, Harding	2007

Season:

6-Danny Cox, Troy State	1981
5-Justin Phillips, Harding	2007
4-Cody Jones, Southern Arkansas	2006
4-Pete Albritton, Delta State	1974
4-Tom Hostetler, Delta State	1987

Career:

7-Todd Androsko, West Florida	2003-06
6-Cody Jones, Southern Arkansas	2005-08
6-Justin Phillips, Harding	2006-07
6-Bryan Shover, Valdosta State	1992-95
6-Danny Cox, Troy State	1980-81
6-Pete Albritton, Delta State	1973-74
5-Held by five players. Most recently by:	
Josh Johnson, Montevallo	1999-2000

CONSECUTIVE SCORELESS INNINGS

43.2-Danny Cox, Troy State	1981
36.0-James Wray, Troy State	1987
31.0-Bubba Dixon, Delta State	1994

GSC BASEBALL RECORDS



INDIVIDUAL RECORDS

EARNED RUN AVERAGE

Season: (Minimum **45** innings and one inning pitched per team game)
 0.50-Mike Galloway, Jacksonville State (53 IP, 10 R, 3 ER) 1972
 0.68-Kent Sullivan, North Alabama 1991
 1.07-Gary Cottingham, West Alabama 1973

Career:

(Minimum **two** seasons and **50** innings pitched)
 1.32-Kent Sullivan, North Alabama (95.2 IP, 47 G) 1990-91
 1.50-Pete Albritton, Delta State (126.0 IP, 21 G) 1972-73
 1.51-Doug Brantley, Jacksonville State 1972-73
 1.88-Ron Pierce, Troy State 1976-77
 1.91-Jeff Rhodes, Jacksonville State 1977-78
 1.95-Roger Wyatt, Jacksonville State (147.1 IP, 32 G) 1974-76
 2.08-Justin Phillips, Harding (168.3 IP) 2006-07
 2.11-Steve Gamble, Jacksonville State (181.0 IP) 1976-79
 2.14-Mike Galloway, Jacksonville State (197.1 IP, 47 G) 1972-75
 2.15-Terry Pearson, West Alabama (54.1 IP, 45 G) 1993-95
 2.17-Tim VanEgmond, Jacksonville State (195.0 IP, 38 G) 1990-91

EARNED RUNS ALLOWED

Game:
 15-Stuart Morgan, Arkansas-Monticello vs. UWA 2008
 15-Kyle Thaxton, Arkansas-Monticello vs. Montevallo 2008
 14-Steve Moore, Delta State vs. Memphis State 1978
 13-Matt Walter, Harding vs. Arkansas Tech 2001
 11-Held by five players. Most recently by:
 D.A. Kremer, Harding vs. Southern Arkansas 2008

FEWEST HITS ALLOWED PER NINE INNINGS (Minimum **50** innings)

Season:
 5.51-Justin Phillips, Harding 2007
 5.58-Bubba Dixon, Delta State 1994
 5.82-Tim Shields, Lincoln Memorial 1994
 6.13-Greg Ramer, Central Arkansas 1996

CONSECUTIVE BATTERS RETIRED

33-Danny Parker, West Alabama 1972
 28-Keef Pettis, West Alabama 1979

HITS ALLOWED

Game:
 19-Bryan Capes, West Georgia vs. Jacksonville State 1992
 18-Murray Wilson, West Alabama vs. Nicholls State 1972

HIT BATTERS

Game:
 7-Chuck Ashcraft, UNA vs. UWA (5 cons.) *(*T-NCAA Record*) 1987
 6-Brooks Edwards, West Georgia vs. West Alabama 2001
 5-Held by 8 players. Most Recently by:
 Brad Green, Arkansas Tech vs. West Alabama 2007
 Brett McCullough, West Florida vs. West Alabama 2007
 4-Held by 18 players. Most recently by:
 Tyler Mattox, Arkansas Tech vs. Delta State 2008
 Shawn Keill, Valdosta State vs. North Alabama 2008
 Jeremy Jenkins, Southern Ark. vs. LSU-Shreveport 2008
 Adam Anderson, Southern Arkansas vs. Stillman 2008
 Jeremy Jenkins, Southern Arkansas vs. Stillman 2008
 Brian Jenkins, North Alabama (Three times) 2004

Season:

28-Brian Jenkins, North Alabama *(*NCAA Record*) 2005

WILD PITCHES

Game:
 6-Josh Melton, Delta State vs. North Alabama 1995
 5-Daniel Carter, West Florida vs. Henderson State 2006
 4-Held by 14 players. Most recently by:
 Stuart Morgan, Arkansas-Monticello vs. ATU 2008
 Kenny Barnett, Harding vs. Missouri S&T 2008
 Dakota Gardner, Harding vs. North Alabama 2008

COACHING RECORDS

CAREER WINS

908-Mike Lane, North Alabama (398 L, 12 T) 1984-2008
 759-Tommy Thomas, Valdosta State (564 L) 1983-2007
 720-Rudy Abbott, Jacksonville State (280 L) 1972-93
557-David "Doc" Fowlkes, West Georgia (359 L) 1991-present
552-Mike Kinnison, Delta State (149 L) 1997-present
 533-David M. "Boo" Ferriss, Delta State (290 L, 5 T) 1972-88
 435-Chase Riddle, Troy State (149 L, 1 T) 1979-90
 311-Hoss Bowlin, West Alabama (327 L, 1 T) 1973-86
 310-Jim Spooner, West Florida (280 L) 1995-2005
 283-Bill Marchant, Delta State (127 L, 1 T) 1989-96
280-Gary Rundles, West Alabama (176 L) 2001-present

WINNING PERCENTAGE (Minimum five seasons)

.786-Mike Kinnison, Delta State (552-150) 1997-present
 .744-Chase Riddle, Troy State (435-149-1) 1979-90
 .720-Rudy Abbott, Jacksonville State (720-280) 1972-93
 .719-Bobby Pierce, Alabama-Huntsville (276-108) 1996-02
 .693-Mike Lane, North Alabama (908-398-12) 1984-2008
 .694-Steve Goodheart, Southern Arkansas (287-126-2) 1996-03
 .690-Bill Marchant, Delta State (283-127-1) 1989-96
 .647-David M. "Boo" Ferriss, Delta State (533-290-5) 1972-88
 .618-Archie White, West Georgia (197-122) 1984-90
.614-Gary Rundles, West Alabama (280-176) 2001-present
.608-"Doc" Fowlkes, West Georgia (557-359) 1991-present

GSC Records Broken or Tied in 2008

Four Team Records

UAM - Most Bases on Ball, Game (19)
UNA - Most Sacrifice Hits, Season (74)
SAU - Most Doubles, Season (163)
SAU - Tied Most Hit Batters, Game (8)

Eight Individual Records

Kyle Thaxton, UAM - Most Earned Runs Allowed, Game (15)
Stuart Morgan, UAM - Most Earned Runs Allowed, Game (15)
Austin Gwatney, ATU - Most Stolen Bases, Game (6)
Zach Andrews, UM - Most Pitching Appearances, Career (104)
Zach Andrews, UM - Most Relief Appearances, Career (102)
Zach Andrews, UM - Most Saves, Career (25)
Eric Moore, UM - Highest Stolen Base Pct., Career (.939)
David Aubrey, SAU - Tied Most Bases on Balls, Game (5)

GSC Among Winningest All-Time NCAA Division II Coaches

(Minimum 10 years as a Division II coach; includes record at four-year colleges only)

Coach	BY PERCENTAGE				
	Years	Won	Lost	Tied	Pct.
2. Mike Kinnison, DSU	12	552	150	0	.786
15. Mike Lane, UNA	25	908	398	12	.694

Coach	BY VICTORIES				
	Years	Won	Lost	Tied	Pct.
*1. Tommy Thomas, VSU	40	1,308	825	6	.613
11. Mike Lane, UNA	25	908	398	12	.694
35. Jim Spooner, UWF	23	688	521	1	.569
38. Gary Rundles, UWA	21	649	457	6	.586
40. Boo Ferriss, DSU	26	639	386	8	.622

*Thomas is 13th among All-Divisions in All-Time Win Victories and First Among Division II; Active coaches in **BOLD**



2009 GSC SOFTBALL

2009 GSC Softball Composite Schedule	75-78
2009 GSC Preview	79
GSC Team Pages	80-92
East Division	80
University of Alabama in Huntsville	80
University of North Alabama	81
Valdosta State University	82
University of West Alabama	83
University of West Florida	84
University of West Georgia	85
West Division	86-92
University of Arkansas at Monticello	86
Arkansas Tech University	87
Christian Brothers University	88
Delta State University	89
Henderson State University	90
Ouachita Baptist University	91
Southern Arkansas University	92
2008 GSC Softball Year in Review	93-97
GSC Softball Record Book	99-109
Team Records	99-102
Individual Records	103-108
Coaching Records	109
GSC Softball History	111-123
Annual Standings	111-113
Inside The GSC Tournament	114-116
GSC In the NCAA Division II Tournament	117
All-Time All-GSC Teams	118-120
Award Winners	121
All-Time All-GSC Academic Teams	122
GSC All-Americans And Statistical Champions	123



UWA Shortstop Courtney Gordon



DSU Outfielder Brittany Tillery

2009 GSC SOFTBALL COMPOSITE SCHEDULE

DATE	DAY	GAME	TIME	DATE	DAY	GAME	TIME
2/1	SUN	Thomas @ VSU	1 pm	2/15	SUN	Drury @ UAM	10 am
2/3	TUES	SAU vs. Southeastern Oklahoma	1 pm			ATU vs. Quincy	10 am
2/6	FRI	Missouri-St. Louis @ ATU	10 am			OBU vs. Southern Indiana	10 am
		OBU vs. Lincoln	10 am			UAH @ Nova Southeastern	10 am
		VSU @ Claffin	10 am			UWG vs. Barry (DH)	10 am
		UAM vs. Southwest Baptist	12 pm			Southern Indiana @ UAM	12 pm
		OBU vs. Missouri-St. Louis	12 pm			DSU vs. Quincy	12 pm
		UAM vs. Lincoln	2 pm			OBU vs. Missouri Southern	12 pm
		Southwest Baptist @ ATU	2 pm			Florida Tech @ UWF	1:30 pm
		VSU vs. Benedict	2:30 pm			ATU vs. Drury	2 pm
		HSU vs. Northeastern State	4 pm			DSU vs. Missouri Southern	2 pm
						UNA vs. Columbus State	2:30
2/7	SAT	HSU vs. Northeastern State	9 am	2/17	TUES	Oklahoma Baptist @ ATU (DH)	1 pm
		UAM vs. Missouri-St. Louis	10 am			HSU @ Lyon (DH)	1 pm
		OBU vs. Lincoln	10 am			North Georgia @ VSU	1 pm
		VSU vs. West Virginia Tech	10:30 am			UWA @ Miles	1 pm
		Missouri-St. Louis @ ATU	12 pm	2/18	WED	UWF @ Columbus State	11 am
		OBU vs. Southwest Baptist	12 pm			OBU @ Arkansas-Pine Bluff (DH)	2 pm
		UAM vs. Southwest Baptist	2 pm			CBU @ Union (DH)	4 pm
		Southwest Baptist @ ATU	2 pm	2/20	FRI	DSU vs. Indianapolis	10 am
		VSU vs. Clark Atlanta	3 pm			UWG vs. Kentucky Wesleyan	10 am
2/8	SUN	HSU vs. Missouri-St. Louis	9 am			DSU vs. Missouri Southern	12 pm
		Lincoln @ ATU	10 am			Truman State @ UAH	12 pm
		OBU vs. Missouri-St. Louis	10 am			UAM vs. East Central Oklahoma (DH)	1 pm
		UAM vs. Lincoln	12 pm			UWF vs. Bellarmine	1:30 pm
		UAM vs. Missouri-St. Louis	12 pm			HSU vs. Northeastern	2 pm
2/9	MON	UWG @ Albany State (DH)	12 pm			SAU vs. Cameron	2 pm
2/10	TUES	OBU @ Crichton (DH)	2 pm			Southern Indiana @ UAH	2:30 pm
		LSU-Alexandria @ DSU (DH)	4 pm			UNA vs. North Georgia	2:30 pm
2/11	WED	Georgia Southwestern @ UWG (DH)	12 pm			UWG vs. Lewis	2:30 pm
2/13	FRI	SAU @ Texas Woman's	11 am			VSU vs. Flagler	4 pm
		Columbus State @ UWF	11 am			UNA vs. Georgia College and State	4:30 pm
		Quincy @ UAM	12 pm			VSU vs. Florida Tech	5:30 pm
		ATU vs. Missouri Southern	12 pm			HSU vs. Texas A&M-Kingsville	6 pm
		DSU vs. Drury	12 pm			SAU vs. Tarleton State	6 pm
		HSU vs. Southwest Baptist (DH)	1:30 pm			ATU @ Midwestern State Tournament	TBA
		Missouri Southern @ UAM	2 pm			UWA @ UAH Chillout	TBA
		DSU vs. Southern Indiana	2 pm	2/21	SAT	DSU vs. Southern Indiana	10 am
		OBU vs. Quincy	2 pm			HSU vs. Drury	11 am
		SAU vs. Midwestern State	3:30 pm			SAU vs. Missouri Western	11 am
		ATU vs. Southern Indiana	4 pm			CBU @ Crichton (DH)	12 pm
		OBU vs. Drury	4 pm			Wayne State @ UAH	12 pm
		UAH @ Barry (DH)	4:30 pm			UNA vs. Southern Indiana	12 pm
		UNA vs. Nova Southeastern (DH)	4:30 pm			UWG vs. Bellarmine	12 pm
		UWA @ UWA Invitational	TBA			UAM vs. Missouri Southern	1 pm
						UWF vs. Lewis	1:30 pm
2/14	SAT	SAU vs. Texas A&M-Kingsville	11 am			VSU vs. Nova Southeastern	2 pm
		Southern Indiana @ UAM	12 pm			DSU vs. Missouri-St. Louis	2:30 pm
		ATU vs. Missouri Southern	12 pm			Barry @ UAH	2:30 pm
		OBU vs. Quincy	12 pm			UAM vs. East Central Oklahoma	3 pm
		UAH @ Columbus State	12 pm			UWF vs. Northern Kentucky	3:30 pm
		UWG vs. Nova Southeastern (DH)	12 pm			UWG vs. Missouri-St. Louis	3:30 pm
		Millsaps @ CBU (DH)	1 pm			UNA vs. Lewis	4 pm
		Rollins @ VSU	1 pm			VSU @ Eckerd	6 pm
		Quincy @ UAM	2 pm			ATU @ Midwestern State Tournament	TBA
		DSU vs. Drury	2 pm			UWA @ UAH Chillout	TBA
		OBU vs. Southern Indiana	2 pm	2/22	SUN	UWF vs. Augusta State	8 am
		SAU vs. Central Missouri	3:30 pm			UWG vs. Missouri S&T	9 am
		Barry @ UWF	3:30 pm			DSU vs. Augusta State	11 am
		ATU vs. Drury	4 pm			Lynn @ UAH	11 am
		DSU vs. Missouri Southern	4 pm			UAM vs. Missouri Southern State (DH)	12 pm
		UNA vs. Barry	6 pm			Lambuth @ CBU (DH)	12 pm
		HSU vs. Evangel (DH)	TBA			UWF vs. Indianapolis	12:30 pm
						North Georgia @ UAH	1:30 pm

2009 GSC Softball Composite Schedule (cont.)

DATE	DAY	GAME	TIME	DATE	DAY	GAME	TIME		
2/22	SUN	UNA vs. Missouri-St. Louis	1:30 pm	3/6	FRI	UNA vs. Georgia College and State	3 pm		
		DSU vs. Columbus State	3:30 pm			UAH vs. Florida Southern	4 pm		
		UNA vs. Bellarmine	3:30 pm			VSU vs. Paine	4 pm		
		UWG vs. Northern Kentucky	3:30 pm			Augusta State @ UWG	4 pm		
						UWA @ West Georgia Tournament	TBA		
2/23	MON	Arkansas-Pine Bluff @ ATU (DH)	1 pm	3/7	SAT	UNA vs. Georgia Southwestern	9 am		
2/24	TUES	Central Baptist @ OBU (DH)	2 pm			UAH vs. IUPUI	10 am		
		Trevecca Nazarene @ UNA (DH)	2 pm			VSU vs. Nova Southeastern	10 am		
		Williams Baptist @ CBU (DH)	4 pm			Florida Southern @ UWG	10 am		
2/25	WED	VSU @ Albany State	12 pm	Crichton @ CBU (DH)	12 pm				
		Southern @ UAM (DH)	1 pm	UAH vs. Georgia Southwestern	12 pm				
2/26	THUR	Columbus State @ VSU	12 pm	DSU @ UAM (DH)	1 pm				
				OBU @ HSU (DH)	1 pm				
2/27	FRI	Lyon @ UAM	12 pm	UNA vs. Augusta State	1 pm				
		HSU vs. UNA	12 pm	VSU vs. St. Paul	2 pm				
		OBU vs. UWG	12 pm	Georgia College and State @ UWG	2 pm				
		CBU @ Bethel (DH)	1 pm	ATU @ SAU (DH)	3 pm				
		UWG @ UAM	2 pm	VSU @ Clark-Atlanta	4 pm				
		OBU vs. UNA	2 pm	UWA @ West Georgia Tournament	TBA				
		HSU vs. Lyon	2 pm						
		UWA @ Crichton	3 pm						
		ATU vs. Southwest Baptist	5 pm						
		ATU vs. Washburn	7 pm						
2/28	SAT	UAH vs. Northern Kentucky	9 am	3/8	SUN	ATU @ SAU (DH)	12 pm		
		UNA @ UAM	12 pm			DSU @ UAM (DH)	1 pm		
		HSU vs. UWG	12 pm			CBU @ Cumberland (DH)	1 pm		
		OBU vs. Lyon	12 pm			OBU @ HSU (DH)	1 pm		
		UWA @ Lambuth	12 pm	3/9	MON	Lambuth @ UWA	1 pm		
		CBU @ Freed-Hardeman (DH)	1 pm						
		DSU @ UWF (DH)	1 pm						
		UAH vs. Indianapolis	1 pm	3/10	TUES	Miles @ UAH (DH)	12 pm		
		Lyon @ UAM	2 pm			Alcorn State @ UAM	1 pm		
		HSU vs. UNA	2 pm			VSU @ Thomas	1 pm		
		OBU vs. UWG	2 pm			Arkansas-Pine Bluff @ UAM	3 pm		
		ATU vs. Truman	3 pm			DSU vs. Mississippi Valley	3 pm		
		UAH vs. Wisconsin-Parkside	3 pm			SAU vs. Texas Woman's (DH)	3 pm		
ATU vs. Central Missouri	5 pm								
3/1	SUN	ATU vs. Northwest Missouri	9 am	3/11	WED	Georgia College and State @ UWG (DH)	12 pm		
		UAH vs. Missouri S&T	9 am			Alcorn State @ UAM	1 pm		
		HSU vs. Lyon	10 am			Arkansas-Pine Bluff @ UAM	3 pm		
		UWG @ UAM	10 am	Oakland City @ UWF	3 pm				
		OBU vs. UNA	10 am	3/12	THUR	Blackburn @ CBU (DH)	1 pm		
		UNA @ UAM	12 pm			OBU @ Lyon (DH)	2 pm		
		HSU vs. UWG	12 pm			Miles @ UWA	5 pm		
		OBU vs. Lyon	12 pm	3/13	FRI	UWG @ UWA (DH)	3 pm		
UAH vs. Bellarmine	12 pm								
3/2	MON	UWA @ Judson	2 pm	3/14	SAT	VSU @ UAH (DH)	12 pm		
						CBU @ HSU (DH)	12 pm		
3/3	TUES	Miles @ UWG (DH)	12 pm			OBU @ ATU (DH)	1 pm		
3/4	WED	Arkansas-Pine Bluff @ OBU (DH)	2 pm			DSU @ SAU (DH)	3 pm		
						UWF @ UNA (DH)	5 pm		
3/5	THUR	ATU @ Northeastern (DH)	1 pm	3/15	SUN	OBU @ ATU (DH)	12 pm		
		Central Baptist @ SAU (DH)	3 pm			CBU @ HSU (DH)	12 pm		
						UWF @ UAH (DH)	12 pm		
						VSU @ UNA (DH)	12 pm		
						DSU @ SAU (DH)	12 pm		
3/6	FRI	VSU vs. Rollins	8 am	UAM vs. Valley City State (DH)	TBA				
		Georgia Southwestern @ UWG	8 am	3/16	MON	UAM vs. Minnesota-Crookston (DH)	TBA		
		UNA vs. IUPUI	9 am						
		UAH vs. Augusta State	10 am			3/17	TUES	UWG @ Augusta State (DH)	1 pm
		UWG vs. IUPUI	10 am					UAM @ UWF (DH)	3 pm
		UAH vs. Georgia College and State	12 pm					Crichton @ OBU (DH)	4 pm
		VSU vs. Fort Valley State	12 pm	3/18	WED	Albany State @ UAH (DH)	12 pm		
		UNA vs. Florida Southern	1 pm			ATU @ Arkansas-Pine Bluff (DH)	2 pm		
						VSU @ Augusta	2 pm		

2009 GSC Softball Composite Schedule (cont.)

DATE	DAY	GAME	TIME	DATE	DAY	GAME	TIME
3/19	THUR	North Georgia @ UWG (DH)	12 pm	4/3	FRI	UAM vs. UWF	12 pm
		Columbus State @ UWF (DH)	1 pm			ATU vs. UWG	12 pm
		UWA @ Huntingdon (DH)	2 pm			UWA vs. HSU	12 pm
3/20	FRI	Lyon @ HSU	12 pm			UNA vs. HSU	2 pm
		UNA @ Florida Southern (DH)	12 pm			VSU vs. DSU	2 pm
		DSU vs. Northeast Oklahoma	3 pm			UWF vs. SAU	2 pm
		UAH @ Saint Leo (DH)	3 pm			CBU vs. UWG	2 pm
		Minnesota-Crookston @ UWF	3 pm			UNA vs. OBU	4 pm
		Oklahoma City @ HSU	4 pm			UAM vs. VSU	4 pm
		Southeastern Oklahoma @ OBU	5 pm			ATU vs. UAH	4 pm
						CBU vs. UWA	4 pm
						UAH vs. DSU	6 pm
3/21	SAT	Southeastern Oklahoma @ HSU	9 am	4/4	SAT	CBU vs. UNA	12 pm
		UAH @ Florida Southern (DH)	11 am			UAH vs. HSU	12 pm
		UWA @ VSU (DH)	11 am			UWA vs. DSU	12 pm
		UWG @ UWF (DH)	12 pm			UNA vs. SAU	2 pm
		CBU @ ATU (DH)	1 pm			CBU vs. UAH	2 pm
		DSU @ OBU (DH)	1 pm			UWF vs. OBU	2 pm
		Oklahoma City @ HSU	1 pm			ATU vs. UWF	4 pm
		Southeastern Oklahoma @ HSU	3 pm			OBU vs. VSU	4 pm
		UAM @ SAU (DH)	3 pm			UAM vs. UWG	6 pm
		UNA @ St. Leo (DH)	4 pm			VSU vs. SAU	6 pm
3/22	SUN	CBU @ ATU (DH)	12 pm	4/5	SUN	UAM vs. UNA	10 am
		UAH @ Georgia College and State (DH)	12 pm			UAH vs. SAU	10 am
		UAM @ SAU (DH)	12 pm			ATU vs. UWA	10 am
		DSU @ OBU (DH)	1 pm			CBU vs. VSU	10 am
		UWG @ VSU (DH)	1 pm			UWF vs. HSU	10 am
		UWA @ UWF (DH)	1 pm			UAM vs. UAH	12 pm
3/24	TUES	UAM @ Arkansas-Pine Bluff (DH)	1 pm			ATU vs. UNA	12 pm
		ATU @ Southeast Oklahoma (DH)	2 pm			UWA vs. OBU	12 pm
		UWA @ Stillman	4 pm			UWG vs. DSU	12 pm
3/25	WED	Columbus State @ UWG (DH)	12 pm	4/7	TUES	Stillman @ UWA	5 pm
		VSU @ UWF (DH)	1 pm	4/8	WED	UWG @ Miles (DH)	12 pm
		CBU @ Lambuth (DH)	4 pm			Georgia Southwestern @ VSU	4 pm
3/26	FRI	UAH @ UNA (DH)	5 pm	4/9	THUR	Northeastern @ ATU (DH)	2 pm
3/28	SAT	VSU @ North Georgia	11 am	4/10	FRI	UAM @ CBU (DH)	1 pm
		UAM @ OBU (DH)	1 pm			UNA @ VSU (DH)	1 pm
		HSU @ ATU (DH)	1 pm			UWA @ UWG (DH)	2 pm
		UAH @ UWG (DH)	1 pm			SAU @ OBU (DH)	3 pm
		CBU @ DSU (DH)	2 pm			UAH @ UWF (DH)	3 pm
		UNA @ UWG (DH)	3 pm			HSU @ DSU (DH)	4 pm
		VSU vs. Augusta State	3 pm	4/11	SAT	HSU @ DSU (DH)	11 am
3/29	SUN	VSU vs. Flagler	11 am			SAU @ OBU (DH)	12 pm
		HSU @ ATU (DH)	12 pm			UAH @ VSU (DH)	12 pm
		CBU @ DSU (DH)	12 pm			UAM @ CBU (DH)	1 pm
		UNA @ UWG (DH)	12 pm			UNA @ UWF (DH)	1 pm
		UAM @ OBU (DH)	1 pm	4/14	TUES	Rogers @ ATU (DH)	2 pm
		UAH @ UWA (DH)	1 pm			UWA @ Tuskegee	2 pm
		VSU vs. North Georgia	3 pm			UWG @ Georgia Southwestern (DH)	2 pm
3/31	TUES	Albany State @ UWG (DH)	1 pm	4/15	WED	DSU @ Mississippi Valley	4 pm
		CBU @ Rhodes (DH)	5 pm	4/16	THUR	Martin Methodist @ UAH (DH)	1 pm
4/2	THUR	ATU vs. VSU	4 pm	4/17	FRI	Hillsdale Baptist @ OBU (DH)	6 pm
		UWG vs. OBU	4 pm				
		UWA vs. SAU	4 pm				
		UWF vs. DSU	4 pm				
		UNA vs. DSU	6 pm				
		UAH vs. OBU	6 pm				
		UAM vs. UWA	6 pm				
		CBU vs. UWF	6 pm				
		VSU vs. HSU	8 pm				
		UWG vs. SAU	8 pm				

2009 GSC Softball Composite Schedule (cont.)

DATE	DAY	GAME	TIME
4/18	SAT	VSU @ UWA (DH)	11 am
		HSU @ UAM (DH)	1 pm
		Hillsdale Baptist @ OBU (DH)	1 pm
		UNA @ UAH (DH)	1 pm
		UWF @ UWG (DH)	1 pm
		SAU @ CBU (DH)	3 pm
		ATU @ DSU (DH)	4 pm
4/19	SUN	VSU @ UWG (DH)	12 pm
		ATU @ DSU (DH)	12 pm
		SAU @ CBU (DH)	12 pm
		HSU @ UAM (DH)	1 pm
		UWF @ UWA (DH)	1 pm
4/20	MON	Albany State @ DSU (DH)	2 pm
4/21	TUES	Williams Baptist @ CBU (DH)	2 pm
		UNA @ Trevecca Nazarene (DH)	4 pm
		Judson @ UWA	5 pm
4/22	WED	Lyon @ OBU (DH)	4 pm
4/23	THUR	Central Baptist @ ATU	2 pm
4/25	SAT	UWA @ UAH (DH)	12 pm
		ATU @ UAM (DH)	1 pm
		OBU @ CBU (DH)	1 pm
		SAU @ HSU (DH)	1 pm
		UWG @ UNA (DH)	3 pm
4/26	SUN	SAU @ HSU (DH)	12 pm
		UWG @ UAH (DH)	12 pm
		ATU @ UAM (DH)	1 pm
		OBU @ CBU (DH)	1 pm
		UWA @ UNA (DH)	1 pm
		UWF @ VSU (DH)	2 pm
4/27	MON	Albany State @ VSU (DH)	4 pm
4/28	TUES	Central Baptist @ HSU (DH)	2 pm
5/1-5/3		GSC Softball Tournament (Southaven, MS)	

GSC GAMES BOLD
ALL TIMES CENTRAL



2009 SOFTBALL PREVIEW

2009 PRE-SEASON ALL-GSC TEAM

Alabama-Huntsville lead all teams with six players selected to the East Division squad. Arkansas Tech (4) was second, followed by several teams with three athletes chosen.

EAST DIVISION

C	& Krystal Johnson	Alabama-Huntsville
F	Beth Lawson	Alabama-Huntsville
P/IF	Caitlin Lee	Alabama-Huntsville
P	& Alex Lewis	Alabama-Huntsville
OF	#& Kristina Prater	Alabama-Huntsville
P/1B	@\$& Sage Woodham	Alabama-Huntsville
P	^ Megan Niesel	North Alabama
2B	Sarah Whitlow	North Alabama
F	^ Andi Braswell	Valdosta State
OF	^ Valisha Fincher	West Alabama
SS	& Courtney Gordon	West Alabama
2B	^ Kelli Hartley	West Alabama
P	^ Jillian LaFrance	West Florida
1B	& Kara Pollock	West Georgia
SS	@# Kim Weaver	West Georgia

WEST DIVISION

SS	^ Lindsay Randall	Arkansas-Monticello
OF	# Becca Tipton	Arkansas-Monticello
P	& Casey Hammons	Arkansas Tech
1B	& Tiphani Moon	Arkansas Tech
C	& Roxie Palacios	Arkansas Tech
RF	&# Sarah Pratt	Arkansas Tech
P	@\$^ Nikki Dunn	Christian Brothers
F	Casey King	Christian Brothers
OF	Victoria Mathews	Christian Brothers
C	# Courtney Clark	Delta State
P	\$ Edie Oliver	Delta State
OF	\$& Brittany Tillery	Delta State
2B	^ Heather Canderday	Henderson State
2B	^ Tori Gast	Henderson State
SS	^ Kayla Lucas	Henderson State
PI/UT	& Kristen Rigsbee	Ouachita Baptist

2009 PRE-SEASON COACHES POLL

For the fifth straight year, the coaches have chosen Alabama-Huntsville to win the Gulf South Conference Championship.

The Chargers remained in their familiar top spot by sweeping all first place votes in the divisional poll. Alabama-Huntsville also snatched up 11 out of 13 possible votes for the overall champion. UAH won its eighth GSC Conference Championship last year, defeating Arkansas Tech 8-0 at the Greenbrook Softball Complex in Southaven, Miss. Taking second was Valdosta State, who received two votes from the coaches.

The West Division was predicted to go in Arkansas Tech's column, as the Golden Suns topped the list. Tech will look to repeat as West Division Champions, as ATU amassed a 41-17 overall record and advanced all the way to the GSC Tournament Championship game last season.

EAST DIVISION

SCHOOL	POINTS
Alabama-Huntsville (5)	25
Valdosta State (1)	20
West Florida	16
North Alabama	14
West Alabama	10
West Georgia	5

WEST DIVISION

Arkansas Tech (5)	34
Arkansas-Monticello (2)	31
Delta State	28
Henderson State	19
Ouachita Baptist	17
Christian Brothers	10
Southern Arkansas	10

2009 TOP NEWCOMERS

POS	NAME	SCHOOL	HT	YEAR	LAST SCHOOL/HOMETOWN
PI/UT	Whitney Hawkins	UAH	5-10	Jr.	Wallace-Dothan CC/Athens, Ala.
SS	Kathryn Whitlock	UAH	5-7	Fr.	Arab HS/Arab, Ala.
P	Jennifer Sexton	UNA	5-10	Jr.	Wallace-Hanceville CC/Harvest, Ala.
CF	Cassandra McKinney	UNA	5-4	Fr.	East Limestone HS/Athens, Ala.
C	Kathryn Young	UNA	5-7	Fr.	Central HS/Florence, Ala.
P	Margaret Carter	VSU	5-8	So.	Samford/Palatka, Fla.
P	Holly Satterfield	VSU	5-6	So.	Florida International/Chattanooga, Tenn.
SS	Marti Littlefield	VSU	5-9	Fr.	Berrien County HS/Nashville, Ga.
OF	Jessica Powell	UWA	5-8	So.	Sierra College/Orangevale, Calif.
OF	Lauren Mills	UWA	5-8	Jr.	W. Nebraska CC/Saskatoon, Saskatchewan
P	Jessica Cervantes	UWA	5-6	Jr.	College of the Sequoias/Visalia, Calif.
1B	Shannon Miles	UWF	5-6	Jr.	Bossier Parish CC/Shreveport, La.
3B	Amber Ingram	UWF	5-7	Fr.	Catholic HS/Pensacola, Fla.
C	Heather Crews	UWG	5-5	So.	Dalton College/Bainbridge, Ga.
2B	Lindsay Ellenburg	UWG	5-7	Fr.	Collins Hill HS/Lawrenceville, Ga.

WEST DIVISION

POS	NAME	SCHOOL	HT	YEAR	LAST SCHOOL/HOMETOWN
P	Lyndsey McVay	ATU	5-6	Jr.	Bossier Parish CC/Jonesboro, Ark.
SS	Stephanie Lasley	ATU	5-8	Fr.	Greenbrier HS/Greenbrier, Ark.
P	Heather McAfee	ATU	5-6	Fr.	Central Gwinnett HS/Lawrenceville, Ga.
OF	Brooke Davis	CBU	5-5	Fr.	Southaven HS/Southaven, Miss.
P/OF	Brooke Allgood	DSU	5-8	Jr.	Wallace Hanceville CC/Hueytown, Ala.
OF	Callie Weaver	DSU	5-6	Jr.	Northeast MS CC/Houston, Miss.
C	Kim Hensley	DSU	5-5	Jr.	St. Petersburg College/Land O'Lakes, Fla.
P	Melissa Decker	HSU	5-7	Fr.	North Monterey County HS/Prunedale, Calif.
2B	Catherine Jones	HSU	5-2	Jr.	Central Arkansas/Nashville, Ark.
3B	Ashley Ray	HSU	5-7	Fr.	Wynne HS/Wynne, Ark.
CF	Monica Davis	OBU	5-8	Fr.	Forney HS/Forney, Texas
P/1B	Taylor Austin	OBU	5-10	Fr.	Wills Point HS/Canton, Texas
C/SS	Alexis Johns	OBU	5-9	Fr.	Juan Sequin HS/Arlington, Texas
IF/OF	Brittany Chaney	SAU	5-5	Fr.	Memorial HS/Houston, Texas
F	Stephanie Montes	SAU	5-6	Fr.	J. Frank Dobie HS/Houston, Texas
IF/OF	Hannah Spiva	SAU	5-3	Fr.	Atlanta HS/Atlanta, Texas



GSC EAST DIVISION TEAM PAGES

UNIVERSITY OF ALABAMA-HUNTSVILLE

Coaching Information

Head Coach:

Les Stuedeman

Alma Mater (Yr.):

Huntingdon (1992)

Record at UAH:

618-209 (13 Years)

Overall Record:

Same

Coach's Office Phone:

(256) 824-2204

Best Time to Call:

Mornings

Assistant Coach:

Karl Tunon and Jenny Hess



Head Coach
Les Stuedeman



Junior P/1B
Sage Woodham



Quick Facts

Location: Huntsville, Ala.
Enrollment: 7,400
President: Dr. David Williams
Athletic Director: Jim Harris
Colors: Royal Blue & White
Nickname: Chargers
Home Field: Charger Softball Complex (10,000)
SID: Antoine Bell
SID Office Phone: (256) 824-6008
SID Office Fax: (256) 824-6947
SID E-mail: bella@email.uah.edu
Web Page: www.uahchargers.com
Press Box Phone: (256) 882-2568

Team Information

2008 Overall Record: 52-9
2008 GSC Record: 16-5 (1st-East)
Starters Returning/Lost: 7/3
Lettermen Returning/Lost: 12/5

2009 Chargers' Schedule

DATE	OPPONENT	TIME
Feb 13	at Barry (DH)	4:30 pm
Feb 14	at Columbus State (DH)	12 pm
Feb 15	at Nova Southeastern	10 am
Feb 20	Truman State	12 pm
Feb 20	Southern Indiana	2:30 pm
Feb 21	Wayne State	12 pm
Feb 21	Barry	2:30 pm
Feb 22	Lynn	11 am
Feb 22	North Georgia	1:30 pm
Feb 28	Northern Kentucky	9 am
Feb 28	Indianapolis	1 pm
Feb 28	Wisconsin-Parkside	3 pm
Mar 01	Missouri S&T	9 am
Mar 01	Bellarmino	1 pm
Mar 06	Augusta State	10 am
Mar 06	Georgia College & State	12 pm
Mar 06	Florida Southern	4 pm
Mar 07	IUPUI	10 am
Mar 07	Georgia Southwestern	12 pm
Mar 10	Miles College (DH)	12 pm
Mar 14	Valdosta State (DH)	12 pm
Mar 15	West Florida (DH)	12 pm
Mar 18	Albany State (DH)	12 pm
Mar 20	at Saint Leo (DH)	3 pm
Mar 21	at Florida Southern (DH)	11 am
Mar 22	at Georgia College & State (DH)	12 pm
Mar 26	at North Alabama (DH)	5 pm
Mar 28	at West Georgia (DH)	1 pm
Mar 29	at West Alabama (DH)	1 pm
Apr 02	Ouachita Baptist	6 pm
Apr 03	Arkansas Tech	4 pm
Apr 03	Delta State	6 pm
Apr 04	Henderson State	12 pm
Apr 04	Christian Brothers	2 pm
Apr 05	Southern Arkansas	10 am
Apr 05	Arkansas-Monticello	12 pm
Apr 10	at West Florida (DH)	1 pm
Apr 11	at Valdosta State (DH)	12 pm
Apr 16	Martin Methodist (DH)	1 pm
Apr 18	North Alabama (DH)	1 pm
Apr 25	West Alabama (DH)	12 pm
Apr 26	West Georgia (DH)	12 pm

2008 Results (52-9, 16-5 GSC)

DATE	OPPONENT	RESULT
Feb 01	@Florida Tech	W 4-2
Feb 01	@Palm Beach Atlantic	W 7-0
Feb 02	@Lynn	W 4-2
Feb 02	@Barry	W 1-0
Feb 02	@Eckerd	W 2-0
Feb 08	Lynn	W 4-1
Feb 08	Lynn	W 3-1
Feb 09	Rollins	W 10-0 (5)
Feb 09	Rollins	W 5-4 (9)
Feb 15	Indianapolis	W 15-0 (5)
Feb 15	Lewis	W 4-1
Feb 16	Southern Indiana	W 13-1 (5)
Feb 16	Missouri-St. Louis	W 8-0 (5)
Feb 23	Missouri Western State	W 9-1 (5)
Feb 23	Barry	L 3-4 (8)
Feb 24	Northern Kentucky	W 11-1
Feb 24	SIU-Edwardsville	W 4-1
Feb 27	Miles	W 10-0 (5)
Feb 27	Miles	W 18-0 (5)
Feb 29	Arkansas Tech	W 3-0
Feb 29	Arkansas-Pine Bluff	W 8-0 (5)
Mar 01	Arkansas-Monticello	W 13-2 (5)
Mar 01	Ouachita Baptist	W 5-0
Mar 02	Arkansas Tech	W 3-0
Mar 02	Ouachita Baptist	W 8-0
Mar 06	Saint Leo	W 4-0
Mar 06	Saint Leo	L 1-3
Mar 15	*West Florida	L 5-4, W 15-2
Mar 16	*Valdosta State	W 2-1, L 4-3
Mar 17	*Albany State	W 5-0, W 10-2
Mar 22	*North Alabama	L 6-4, W 7-2
Mar 26	Stillman	W 20-1, W 17-1
Mar 29	*West Alabama	W 4-3, W 6-0
Mar 30	*West Georgia	W 8-0, W 14-2
Apr 06	*West Florida	L 2-0, W 6-2
Apr 10	*Ouachita Baptist	W 10-2
Apr 12	*Henderson State	W 3-1
Apr 12	*Christian Brothers	W 7-2
Apr 13	*Southern Arkansas	W 16-1
Apr 13	*Arkansas-Monticello	W 8-0
Apr 19	*North Alabama	W 8-0, W 7-0
Apr 26	*West Georgia	W 8-0
Apr 27	*West Alabama	L 6-5
May 02	Arkansas-Monticello	W 9-2
May 03	West Florida	W 5-0
May 03	Arkansas Tech	W 5-3
May 04	Valdosta State	W 9-3
May 04	Arkansas Tech	W 8-0
May 07	West Florida	L 2-1
May 08	Valdosta State	W 3-0
May 09	Rollins	W 3-0
May 10	Tampa	L 1-0



UNIVERSITY OF NORTH ALABAMA

Coaching Information

Head Coach:
Jeremy Reece
Alma Mater (Yr.):
Union University (1997)
Record at UNA:
199-180 (7 years)
Overall Record:
Same
Coach's Office Phone:
(256) 765-5993
Best Time to Call:
Mornings
Assistant Coach:
Ricki Rothbauer



Head Coach
Jeremy Reece



Senior P
Megan Niesel



Quick Facts

Location: Florence, Ala.
Enrollment: 7,180
President: Dr. William G. Cale Jr.
Athletic Director: Mark Linder
Colors: Purple & Gold
Nickname: Lions
Home Field: Cox Creek Park (750)
SID: (Softball Contact) Shane Herrmann
SID Office Phone: (256) 765-4895
SID Office Fax: (256) 764-2705
SID E-mail: msherrmann@una.edu
Web Page: www.roarlions.com
Press Box Phone: (256) 767-2688; 7608

Team Information

2008 Overall Record: 28-21
2008 GSC Record: 14-10 (4th-East)
Starters Returning/Lost: 7/3
Lettermen Returning/Lost: 11/4

2009 Lions' Schedule

DATE	OPPONENT	TIME
Feb 13	Nova Southeastern (DH)	4:30 pm
Feb 14	Barry	6:30 pm
Feb 15	Columbus State (DH)	2:30 pm
Feb 20	North Georgia	2:30 pm
Feb 20	Georgia College & State	4:30 pm
Feb 21	Southern Indiana	12 pm
Feb 21	Lewis	4 pm
Feb 22	Missouri-St. Louis	1:30 pm
Feb 22	Bellarmine	3:30 pm
Feb 24	Trevecca-Nazarene	2 pm
Feb 27	Henderson State	12 pm
Feb 27	Ouachita Baptist	2 pm
Feb 28	at Arkansas-Monticello	12 pm
Feb 28	Henderson State	2 pm
Mar 01	Ouachita Baptist	10 am
Mar 01	at Arkansas-Monticello	12 pm
Mar 06	IUPUI	8 pm
Mar 06	Florida Southern	12 pm
Mar 06	Georgia College & State	2 pm
Mar 07	Georgia Southwestern	8 pm
Mar 07	Augusta State	12 pm
Mar 14	West Florida (DH)	5 pm
Mar 15	Valdosta State* (DH)	12 pm
Mar 20	Florida Southern (DH)	12 pm
Mar 21	at Saint Leo	4 pm
Mar 26	Alabama-Huntsville (DH)	5 pm
Mar 28	at West Alabama (DH)	3 pm
Mar 29	at West Georgia (DH)	12 pm
Apr 02	Delta State	6 pm
Apr 03	Henderson State	2 pm
Apr 03	Ouachita Baptist	4 pm
Apr 04	Christian Brothers	12 pm
Apr 04	Southern Arkansas	2 pm
Apr 05	Arkansas Monticello	10 am
Apr 05	Arkansas Tech	12 pm
Apr 10	at Valdosta State (DH)	12 pm
Apr 11	at West Florida (DH)	1 pm
Apr 18	at Alabama-Huntsville (DH)	1 pm
Apr 21	at Trevecca Nazarene (DH)	4 pm
Apr 25	West Georgia (DH)	3 pm
Apr 26	West Alabama (DH)	1 pm

2008 Results (28-21, 14-10 GSC)

DATE	OPPONENT	RESULT
Feb 12	Trevecca Nazarene (DH)	Rained Out
Feb 15	Armstrong Atlantic	W 6-2
Feb 15	Augusta	L 4-3
Feb 15	Columbus State	L 4-1
Feb 16	Armstrong Atlantic	W 10-5
Feb 16	Georgia Southwestern	W 3-0
Feb 22	Barry	Rained Out
Feb 22	Bellarmine	Rained Out
Feb 23	Lewis	W 2-1
Feb 23	Missouri Western	L 4-3
Feb 24	Truman State	W 5-3
Feb 24	SIU-Edwardsville	L 6-4
Feb 29	Ouachita Baptist	W 5-2
Feb 29	Arkansas Tech	L 4-3
Mar 1	at Arkansas-Monticello	W 3-2
Mar 1	Arkansas-Pine Bluff	W 9-1
Mar 2	at Arkansas-Monticello	L 6-3
Mar 2	Arkansas-Pine Bluff	W 8-0
Mar 7	Florida Southern (DH)	L 5-1, L 6-3
Mar 8	Saint Leo (DH)	Cancelled
Mar 15	at Valdosta State (DH)	L 4-2, L 8-6
Mar 16	at West Florida (DH)	L 1-0, W 7-0
Mar 17	Pittsburg State (DH)	W 7-0, W 2-1
Mar 22	at Alabama-Huntsville (DH)	W 6-4, L 7-2
Mar 25	at Trevecca Nazarene (DH)	W 3-0, L 3-1
Mar 29	West Georgia (DH)	W 1-0, W 2-1
Mar 30	West Alabama (DH)	W 8-2, W 6-4
Apr 5	West Florida (DH)	L 2-1, W 4-1
Apr 6	Valdosta State (DH)	W 5-4, L 7-3
Apr 10	Delta State	L 1-0
Apr 11	Henderson State	Cancelled
Apr 11	Ouachita Baptist	Cancelled
Apr 12	Christian Brothers	W 2-0
Apr 12	Southern Arkansas	W 11-0
Apr 13	Arkansas Monticello	W 4-0
Apr 13	Arkansas Tech	W 2-0
Apr 19	Alabama-Huntsville (DH)	L 8-0, L 7-0
Apr 26	at West Alabama (DH)	W 3-1
Apr 27	at West Georgia (DH)	L 6-5, W 1-0



GSC EAST DIVISION TEAM PAGES

VALDOSTA STATE UNIVERSITY

Coaching Information

Head Coach:
Thomas Macera
Alma Mater (Yr.):
Valdosta State (1996)
Record at VSU:
136-52 (3 years)
Overall Record:
349-117 (6 years)
Coach's Office Phone:
(229) 333-7405
Best Time to Call:
Mornings
Assistant Coaches:
Ashley Mayhue



Head Coach
Thomas Macera



Senior 2B
Andi Braswell



Quick Facts

Location: Valdosta, Ga.
Enrollment: 12,000
President: Dr. Patrick J. Schloss
Athletic Director: Herb Reinhard
Colors: Red & Black
Nickname: Lady Blazers
Home Field: The Complex (500)
SID: (Softball Contact) Joshua Flanagan
SID Office Phone: (229) 245-4390
SID Office Fax: (229) 333-5972
SID E-mail: jclanagan@valdosta.edu
Web Page: www.vstateblazers.com
Press Box Phone: (229) 219-1273

Team Information

2008 Overall Record: 48-19
2008 GSC Record: 17-6 (2nd-East)
Starters Returning/Lost: 3/6
Lettermen Returning/Lost: 7/10

2009 Lady Blazers' Schedule

DATE	OPPONENT	TIME
Feb 01	Thomas	2:30 pm
Feb 06	at Claffin	10 am
Feb 06	Benedict	2:30 pm
Feb 07	West Virginia Tech	10:30 am
Feb 07	Clark Atlanta	3 pm
Feb 14	Rollins	2 pm
Feb 17	North Georgia	2 pm
Feb 20	Flagler	4 pm
Feb 20	Florida Tech	6:30 pm
Feb 21	Nova Southeastern	2 pm
Feb 21	at Eckerd	7 pm
Feb 25	at Albany State	1 pm
Feb 26	Columbus State	1 pm
Mar 06	Rollins	9 am
Mar 06	Fort Valley State	1 pm
Mar 06	Paine	5 pm
Mar 07	Nova Southeastern	11 am
Mar 07	St. Paul	3 pm
Mar 07	at Clark Atlanta	5 pm
Mar 10	at Thomas	2 pm
Mar 14	at Alabama-Huntsville	12 pm
Mar 15	at North Alabama	12 pm
Mar 18	at Augusta State	2 pm
Mar 21	West Alabama	12 pm
Mar 22	West Georgia	2 pm
Mar 25	at West Florida	2 pm
Mar 28	at North Georgia	12 pm
Mar 28	Augusta State	4 pm
Mar 29	Flagler	12 pm
Mar 29	at North Georgia	4 pm
Apr 02	Arkansas Tech	4 pm
Apr 02	Henderson State	8 pm
Apr 03	Delta State	2 pm
Apr 03	Arkansas-Monticello	4 pm
Apr 04	Ouachita Baptist	4 pm
Apr 04	Southern Arkansas	6 pm
Apr 05	Christian Brothers	10 am
Apr 08	Georgia Southwestern	5 pm
Apr 10	North Alabama	1 pm
Apr 11	Alabama-Huntsville	12 pm
Apr 18	at West Alabama	12 pm
Apr 19	at West Georgia	12 pm
Apr 26	West Florida	3 pm
Apr 27	Albany State	5 pm

2008 Results (48-19; 17-6 GSC)

DATE	OPPONENT	RESULT
Feb 01	vs. Florida Tech	L 1-0
Feb 01	at Barry	W 3-2
Feb 02	Palm Beach Atlantic	W 6-1
Feb 02	Nova Southeastern	W 3-2
Feb 03	Eckerd	W 14-1
Feb 03	Nova Southeastern	W 5-4
Feb 08	Thomas	W 5-4, W 10-0
Feb 15	West Florida (DH)	W 3-2, L 3-2
Feb 16	Eckerd	W 7-0
Feb 16	Tampa	W 9-3
Feb 17	Eckerd	W 9-3
Feb 17	Tampa	L 3-2
Feb 18	at Albany State (DH)	W 2-0, W 9-1
Feb 23	SIU-Edwardsville	L 3-0
Feb 23	Missouri S&T	W 9-1
Feb 24	Lewis	W 6-5
Feb 24	Southern Indiana	W 13-4
Feb 29	at Arkansas-Monticello	W 9-0
Feb 29	Ouachita Baptist	W 12-2
Mar 01	Arkansas-Pine Bluff	W 9-0
Mar 01	Arkansas Tech	L 2-1
Mar 02	Ouachita Baptist	W 3-2
Mar 02	Arkansas-Pine Bluff	W 2-0
Mar 12	at Eckerd (DH)	W 10-0, W 11-2
Mar 15	North Alabama (DH)	W 4-2, W 8-6
Mar 16	Alabama-Huntsville (DH)	L 2-1, W 4-3
Mar 21	at West Alabama (DH)	W 8-0, W 3-2
Mar 22	at West Georgia (DH)	W 15-5, W 4-3
Mar 25	at Ga Southwest. (DH)	W 7-5, W 11-2
Apr 02	at Saint Leo (DH)	L 9-0, L 4-2
Apr 06	at North Alabama (DH)	L 5-4, W 7-3
Apr 08	Ga Southwestern (DH)	W 9-0, W 10-4
Apr 10	Arkansas Tech	W 9-3
Apr 10	Henderson State	W 6-1
Apr 12	Ouachita Baptist	W 10-2
Apr 12	Southern Arkansas	W 10-3
Apr 13	Christian Brothers	W 12-5
Apr 14	at West Florida (DH)	L 5-2, L 6-3
Apr 16	Saint Leo (DH)	L 5-2, L 9-8
Apr 19	West Alabama (DH)	W 11-2, L 9-0
Apr 20	West Georgia (DH)	W 2-1, W 9-1
Apr 23	Albany State (DH)	W 4-3, W 9-0
Apr 26	at Florida Southern (DH)	L 8-3, W 5-4
May 02	Delta State	W 7-6
May 03	Arkansas Tech	L 6-1
May 03	Arkansas-Monticello	W 3-0
May 04	Alabama-Huntsville	L 9-3
May 07	Saint Leo	L 3-2
May 08	Alabama-Huntsville	L 3-0



UNIVERSITY OF WEST ALABAMA

Coaching Information

Head Coach:
Will Atkinson
Alma Mater (Yr.):
Lambuth (1999)
Record at UWA:
29-29 (1 year)
Overall Record:
Same
Coach's Office Phone:
(205) 652-3596
Best Time to Call:
Mornings
Assistant Coach:
Tracey Dahlen



**Head Coach
Will Atkinson**



**Senior SS
Courtney Gordon**



Quick Facts

Location: Livingston, Ala.
Enrollment: 3,633
President: Dr. Richard D. Holland
Athletic Director: E.J. Brophy
Colors: Red and White
Nickname: Tigers
Home Field: UWA Softball Complex (500)
SID: (Softball Contact) Tony Schmidt
SID Office Phone: (205) 652-3719
SID Office Fax: (205) 652-3600
SID E-mail: tschmidt@uwa.edu
Web Page: athletics.uwa.edu
Press Box Phone: (662) 312-4251

Team Information

2008 Overall Record: 29-29
2008 GSC Record: 7-16 (5th-East)
Starters Returning/Lost: 9/1
Lettermen Returning/Lost: 9/1

2009 Tigers' Schedule

DATE	OPPONENT	TIME
Feb 13	UWA Invitational	TBA
Feb 14	UWA Invitational	TBA
Feb 17	Miles	1 pm
Feb 20	UAH Chillout	TBA
Feb 21	UAH Chillout	TBA
Feb 22	UAH Chillout	TBA
Feb 27	at Crichton College	3 pm
Feb 28	at Lambuth	12 pm
Mar 02	at Judson College	2 pm
Mar 06	West Georgia Invitational	TBA
Mar 07	West Georgia Invitational	TBA
Mar 09	Lambuth	1 pm
Mar 12	Miles	5 pm
Mar 13	West Georgia	3 pm
Mar 19	at Huntingdon College	2 pm
Mar 21	at Valdosta State	12 pm
Mar 22	at West Florida	1 pm
Mar 24	at Stillman College	4 pm
Mar 28	North Alabama	3 pm
Mar 29	UAH	1 pm
Apr 2	GSC Crossover	TBA
Apr 3	GSC Crossover	TBA
Apr 4	GSC Crossover	TBA
Apr 5	GSC Crossover	TBA
Apr 7	Stillman College	5 pm
Apr 10	at West Georgia	2 pm
Apr 14	at Tuskegee	2 pm
Apr 18	Valdosta State	12 pm
Apr 19	West Florida	1 pm
Apr 21	Judson College	5 pm
Apr 25	at UAH	12 pm
Apr 26	at North Alabama	1 pm

2008 Results (29-29; 7-16 GSC)

DATE	OPPONENT	RESULT
Feb 08	North Georgia College	L 10-8
Feb 09	Ouachita Baptist	W 6-2
Feb 09	North Georgia College	L 9-1
Feb 12	Miles	W 11-2
Feb 15	Augusta State	L 4-1
Feb 15	Columbus State	L 7-2
Feb 15	Georgia Southwestern	W 7-5
Feb 16	Augusta State	L 5-4
Feb 16	Armstrong Atlantic	W 5-4
Feb 19	Mid-Continent	W 13-1
Feb 23	Indianapolis	W 10-9
Feb 23	Truman State	W 2-1
Feb 24	Kentucky Wesleyan	L 2-1
Feb 24	Southern Indiana	L 6-2
Feb 29	Crichton (DH)	W 10-3, W 14-1
Mar 01	Crichton	W 12-7
Mar 01	Christian Brothers	W 13-11
Mar 10	Saint Leo	L 7-6, W 6-5
Mar 11	at Miles	W 11-4, W 8-0
Mar 13	at West Georgia	L 5-4, L 13-12
Mar 16	Mars Hill	W 3-2, W 4-2
Mar 21	Valdosta State	L 8-0, L 3-2
Mar 22	West Florida	L 8-6, W 5-4
Mar 26	at Missouri S&T	L 7-3, W 4-1
Mar 27	at Kentucky State	Cancelled
Mar 29	at UAH	L 4-3, L 6-3
Mar 30	North Alabama	L 8-2, L 6-4
Apr 02	Judson	W 9-1, W 12-4
Apr 04	West Georgia	L 2-1
Apr 10	Southern Arkansas	W 3-1
Apr 10	Arkansas-Monticello	L 6-1
Apr 11	Henderson State	L 3-2
Apr 12	Delta State	L 2-1
Apr 13	Arkansas Tech	W 3-2
Apr 13	Ouachita Baptist	W 8-3
Apr 16	at Judson	W 9-2, W 14-0
Apr 19	at Valdosta State	L 11-2, W 9-0
Apr 20	at West Florida	L 4-3, W 10-3
Apr 22	at Birmingham Southern	L 10-4, L 3-0
Apr 26	North Alabama	L 3-1
Apr 27	UAH	W 6-5



GSC EAST DIVISION TEAM PAGES

UNIVERSITY OF WEST FLORIDA

Coaching Information

Head Coach:
Tami Cyr
Alma Mater (Yr.):
Louisiana Tech (1985)
Record at UWF:
690-282 (15 Years)
Overall Record:
820-381 (20 years)
Coach's Office Phone:
(850) 474-3316
Best Time to Call:
Mornings
Assistant Coaches:
Cindie Corey



Head Coach
Tami Cyr



Junior P
Jillian LaFrance



Quick Facts

Location: Pensacola, Fla.
Enrollment: 10,380
Interim President: Dr. Judy Bense
Interim Athletic Director: Dave Scott
Colors: Royal Blue & Kelly Green
Nickname: Argonauts
Home Field: UWF Softball Complex (500)
SID: (Softball Contact) Claire Cook
SID Office Phone: (850) 474-22428
SID Office Fax: (850) 474-3342
SID E-mail: ccook2@uwf.edu
Web Page: www.goargos.com
Press Box Phone: (813) 624-4572

Team Information

2008 Overall Record: 40-23
2008 GSC Record: 18-8 (3rd-East)
Starters Returning/Lost: 4/6
Lettermen Returning/Lost: 9/11

2009 Argonauts' Schedule

DATE	OPPONENT	TIME
Feb 13	Columbus State (DH)	12 pm
Feb 14	Barry	4:30 pm
Feb 15	Nova Southeastern	12 pm
Feb 18	at Columbus State	12 pm
Feb 20	Bellarmine	2:30 pm
Feb 20	Kentucky Wesleyan	4:30 pm
Feb 21	Lewis	2:30 pm
Feb 21	Northern Kentucky	4:30 pm
Feb 22	Augusta State	9 am
Feb 22	Indianapolis	1:30 pm
Feb 28	Delta State	1 pm
Mar 11	Oakland City	4 pm
Mar 14	at North Alabama (DH)	5 pm
Mar 15	at Alabama-Huntsville (DH)	12 pm
Mar 17	Arkansas-Monticello	4 pm
Mar 19	Columbus State (DH)	2 pm
Mar 20	Minnesota-Crookston	4 pm
Mar 21	West Georgia (DH)	1 pm
Mar 22	West Alabama (DH)	1 pm
Mar 25	Valdosta State (DH)	2 pm
Apr 02-05	GSC Crossover	TBA
Apr 10	Alabama-Huntsville (DH)	3 pm
Apr 11	North Alabama (DH)	1 pm
Apr 18	at West Georgia (DH)	2 pm
Apr 19	at West Alabama	1 pm
Apr 26	at Valdosta State	3 pm

2008 Results (40-23; 18-8 GSC)

DATE	OPPONENT	RESULT
Feb 08	Rollins (DH)	L 2-1, W 6-0
Feb 10	Lynn University (DH)	W 3-1, W 3-0
Feb 15	at Valdosta State	W 3-2, L 3-2
Feb 16	Eckerd University	W 8-3
Feb 17	Tampa University	L 6-3
Feb 17	Eckerd University	W 5-0
Feb 23	Bellarmine	W 3-0
Feb 23	Barry University	L 2-1
Feb 24	Missouri Western	W 7-1
Feb 24	Northern Kentucky	W 3-0
Mar 03	Evangel (DH)	W 7-5, W 8-0
Mar 04	Grace College (DH)	W 13-0, W 14-1
Mar 08	Paine College	W 18-0
Mar 11	Central Methodist (DH)	W 6-1, W 7-6
Mar 12	Shorter (DH)	W 4-3, W 4-1
Mar 13	Park	W 9-1
Mar 13	Central Methodist	W 11-0
Mar 15	Alabama-Huntsville(DH)	W 5-4, L 15-2
Mar 16	North Alabama (DH)	W 1-0, L 7-0
Mar 18	Drury (DH)	L 3-2, L 7-2
Mar 21	at West Georgia (DH)	W 9-0, W 10-1
Mar 22	at West Alabama (DH)	W 8-6, L 5-4
Mar 26	Arkansas Tech (DH)	W 7-5, L 2-0
Mar 28	Wisconsin-Oshkosh	L 4-1, W 9-1
Apr 05	North Alabama (DH)	W 2-1, L 4-1
Apr 06	Alabama Huntsville (DH)	W 2-0, L 6-2
Apr 10	Delta State	W 11-0
Apr 10	Christian Brothers	W 7-4
Apr 11	Arkansas Monticello	W 1-0
Apr 11	Southern Arkansas	Cancelled
Apr 12	Ouachita Baptist	W 8-0
Apr 12	Arkansas Tech	L 1-0
Apr 13	Henderson State	W 6-1
Apr 14	Valdosta State (DH)	W 5-2, W 6-3
Apr 19	West Georgia (DH)	W 7-3, W 5-1
Apr 20	West Alabama (DH)	W 4-3, L 10-3
May 03	Henderson State	W 8-1
May 03	Alabama-Huntsville	L 5-0
May 03	North Alabama	L 7-2
May 07	Alabama-Huntsville	W 2-1
May 08	St. Leo	L 2-0
May 09	Tampa	L 2-0



UNIVERSITY OF WEST GEORGIA

Coaching Information

Head Coach:
Erika Swanson
Alma Mater (Yr.):
UNLV (1993)
Record at UWG:
191-211 (8 years)
Overall Record:
Same
Coach's Office Phone:
(678) 839-4621
Best Time to Call:
Mornings
Assistant Coach:
Mandy Sansbury



Head Coach
Erika Swanson



Senior SS
Kim Weaver



Quick Facts

Location: Carrollton, Ga.
Enrollment: 11,250
President: Dr. Beheruz N. Sethna
Athletic Director: Ed Murphy
Colors: Blue & Red
Nickname: Wolves
Home Field: Oil Park (300)
SID: Stuart Houghton (Softball Contact)
SID Office Phone: (678) 839-6544
SID Office Fax: (678) 839-6543
SID E-mail: shoughto@westga.edu
Web Page: www.uwgsports.com
Press Box Phone: (770) 851-7374

Team Information

2008 Overall Record: 25-30
2008 GSC Record: 6-18 (6th-East)
Starters Returning/Lost: 8/3
Lettermen Returning/Lost: 7/3

2009 Wolves' Schedule

DATE	OPPONENT	TIME
Feb 09	at Albany State (DH)	1 pm
Feb 11	Georgia Southwestern (DH)	1 pm
Feb 14	at Nova Southeastern (DH)	1 pm
Feb 15	at Barry (DH)	11 am
Feb 20	Kentucky Wesleyan	11 am
Feb 20	Lewis	3:30 pm
Feb 21	Bellarmino	1 pm
Feb 21	Missouri-St. Louis	4:30 pm
Feb 22	Missouri S&T	10 am
Feb 22	Northern Kentucky	4:30 pm
Feb 27	Ouachita Baptist	1 pm
Feb 27	Arkansas-Monticello	3 pm
Feb 28	Henderson State	1 pm
Feb 28	Ouachita Baptist	3 pm
Mar 01	Arkansas-Monticello	11 am
Mar 01	Henderson State	1 pm
Mar 03	Miles College (DH)	1 pm
Mar 06	Georgia Southwestern	9 am
Mar 06	IUPUI	11 am
Mar 06	Augusta State	5 pm
Mar 07	Florida Southern	11 am
Mar 07	Georgia College & State	3 pm
Mar 11	Georgia College & State (DH)	1 pm
Mar 13	at West Alabama (DH)	3 pm
Mar 17	at Augusta State (DH)	2 pm
Mar 19	North Georgia (DH)	1 pm
Mar 21	at West Florida (DH)	1 pm
Mar 22	at Valdosta State (DH)	2 pm
Mar 25	Columbus State (DH)	1 pm
Mar 28	Alabama-Huntsville (DH)	1 pm
Mar 29	North Alabama (DH)	12 pm
Mar 31	Albany State (DH)	2 pm
Apr 02	Ouachita Baptist	5 pm
Apr 02	Southern Arkansas	9 pm
Apr 03	Arkansas Tech	1 pm
Apr 03	Christian Brothers	4 pm
Apr 04	Henderson State	5 pm
Apr 04	Arkansas-Monticello	7 pm
Apr 05	Delta State	1 pm
Apr 08	Miles College (DH)	1 pm
Apr 10	at West Alabama (DH)	2 pm
Apr 14	at Georgia Southwestern (DH)	3 pm
Apr 18	West Florida (DH)	2 pm
Apr 19	Valdosta State (DH)	12 pm
Apr 25	at North Alabama (DH)	3 pm
Apr 26	at Alabama-Huntsville (DH)	12 pm

2008 Results (25-30; 6-18 GSC)

DATE	OPPONENT	RESULT
Feb 15	Georgia Southwestern	W 7-2
Feb 15	Armstrong Atlantic	W 7-4
Feb 15	Augusta State	L 6-5
Feb 16	Georgia Southwestern	W 8-0
Feb 16	Columbus State	W 6-0
Feb 22	Southern Indiana	L 8-1
Feb 22	SIU-Edwardsville	L 8-0
Feb 23	Bellarmino	L 7-6
Feb 23	Kentucky-Wesleyan	W 5-1
Feb 24	Barry	L 13-0
Feb 24	Missouri S&T	W 11-2
Feb 27	at Georgia Coll. & State (2)	L 2-0
Mar 04	Lynn (2)	L 5-9
Mar 08	West Chester	W 3-2
Mar 08	Bluefield State (WV)	W 12-0
Mar 09	Catawba	L 12-3
Mar 09	USC-Aiken	L 8-5
Mar 13	West Alabama (2)	W 5-4, W 13-12
Mar 17	at Eckerd (2)	W 3-0, W 5-3
Mar 18	at Saint Leo (2)	L 3-0, L 7-0
Mar 21	West Florida (2)	L 9-0, L 10-1
Mar 22	Valdosta State (2)	L 15-5, L 4-3
Mar 26	Albany State (2)	W 6-2, W 17-0
Mar 29	at North Alabama (2)	L 1-0, L 2-1
Mar 30	at Alabama-Huntsville (2)	L 8-0, L 14-2
Mar 31	Miles (2)	W 7-2, W 17-0
Apr 04	at West Alabama	W 2-1
Apr 10	Southern Arkansas	W 4-3
Apr 10	Ouachita Baptist	L 4-0
Apr 11	Arkansas Tech	L 8-0
Apr 12	Henderson State	W 3-0
Apr 12	Arkansas-Monticello	L 7-4
Apr 13	Delta State	L 10-2
Apr 19	at West Florida (2)	L 7-3, L 5-1
Apr 20	at Valdosta State	L 2-1, L 9-1
Apr 26	Alabama-Huntsville (2)	L 8-0
Apr 27	North Alabama (2)	W 6-5, L 1-0



GSC WEST DIVISION TEAM PAGES

UNIVERSITY OF ARKANSAS at MONTICELLO

Coaching Information

Head Coach:
Alvy Early
Alma Mater (Yr.):
Arkansas-Monticello (1967)
Record at UAM:
419-231-2 (12 Years)
Overall Record:
Same
Coach's Office Phone:
(870) 460-1158
Best Time to Call:
Mornings (M-F)
Graduate Assistant:
Nicole Bethurum



Head Coach
Alvy Early



Senior SS
Lindsey Randall



Quick Facts

Location: Monticello, Ark.
Enrollment: 3,200
Chancellor: Dr. Jack Lassiter
Athletic Director: Alvy Early
Colors: Kelly Green & White
Nickname: Cotton Blossoms
Home Field: Cotton Blossom Softball Park (350)
SID: Brian Ramsey
SID Office Phone: (870) 460-1574
SID Office Fax: (870) 460-1174
SID E-mail: ramsey@uamont.edu
Web Page: www.uamsports.com
Press Box Phone: (870) 577-0184

Team Information

2008 Overall Record: 23-31
2008 GSC Record: 15-14 (4th-West)
Starters Returning/Lost: 5/4
Lettermen Returning/Lost: 7/11

2009 Boll Weevils' Schedule

DATE	OPPONENT	TIME
Feb 03	Crichton (2)	1 pm
Feb 06	Southwest Baptist	12 pm
Feb 06	Lincoln	2 pm
Feb 07	Missouri-St. Louis	10 am
Feb 07	Southwest Baptist	2 pm
Feb 08	Lincoln	12 pm
Feb 13	Quincy	12 pm
Feb 13	Missouri Southern State	2 pm
Feb 14	Southern Indiana	12 pm
Feb 14	Quincy	2 pm
Feb 15	Drury	10 am
Feb 15	Southern Indiana	12 pm
Feb 20	at East Central Oklahoma (2)	1 pm
Feb 21	Missouri Southern State	1 pm
Feb 21	East Central Oklahoma	3 pm
Feb 22	at Missouri Southern State (2)	12 pm
Feb 27	Lyon	12 pm
Feb 27	West Georgia	2 pm
Feb 28	North Alabama	12 pm
Feb 28	Lyon	2 pm
Mar 01	West Georgia	10 am
Mar 01	North Alabama	12 pm
Mar 03	at Crichton (2)	1 pm
Mar 07	Delta State (2)	1 pm
Mar 08	Delta State (2)	1 pm
Mar 10	Alcorn State	1 pm
Mar 10	Arkansas-Pine Bluff	3 pm
Mar 11	Alcorn State	1 pm
Mar 11	Arkansas-Pine Bluff	3 pm
Mar 15	Valley City State (N.D.) (2)	TBA
Mar 16	Minnesota-Crookston (2)	TBA
Mar 17	at West Florida (2)	TBA
Mar 21	at Southern Arkansas (2)	1 pm
Mar 22	at Southern Arkansas (2)	1 pm
Mar 24	at Arkansas- Pine Bluff (2)	1 pm
Mar 25	Southern (2)	1 pm
Mar 28	Ouachita Baptist (2)	1 pm
Mar 29	at Ouachita Baptist (2)	1 pm
Apr 02	West Alabama	6 pm
Apr 03	West Florida	12 pm
Apr 03	Valdosta State	4 pm
Apr 04	West Georgia	6 pm
Apr 05	North Alabama	10 pm
Apr 05	Alabama-Huntsville	12 pm
Apr 09	at Christian Brothers (2)	TBA
Apr 10	at Christian Brothers (2)	TBA
Apr 18	Henderson State (2)	1 pm
Apr 19	Henderson State (2)	1 pm
Apr 25	Arkansas Tech (2)	1 pm
Apr 26	Arkansas Tech (2)	1 pm

2008 Results (23-31; 15-14 GSC)

DATE	OPPONENT	RESULT
Feb 07	at Tampa	L 6-5, L 2-1
Feb 08	Florida Southern (2)	L 3-0, L 8-0
Feb 09	Saint Leo (2)	L 3-0, L 7-6
Feb 15	SIU-Edwardsville	L 8-0
Feb 15	Indianapolis	L 13-10
Feb 16	Lewis	W 11-1
Feb 16	Southern Indiana	L 5-2
Feb 19	at Mississippi Valley State	L 10-4
Feb 23	at Missouri Southern	W 6-1
Feb 24	at Missouri Southern	W 9-4, W 11-10
Feb 29	Valdosta State	L 9-0
Feb 29	Missouri-Rolla	L 7-4
Mar 01	Alabama-Huntsville	L 13-2
Mar 01	North Alabama	L 3-2
Mar 02	Missouri-Rolla	W 5-3
Mar 02	North Alabama	W 6-3
Mar 16	at Delta State (2)	W 5-2, L 7-5
Mar 21	Christian Brothers (2)	W 3-1, W 4-3
Mar 24	Christian Brothers (2)	L 2-1, W 5-3
Mar 27	Missouri-St. Louis	W 2-0, L 5-4
Mar 30	Delta State	W 2-1, L 4-2
Apr 04	Ouachita Baptist (2)	L 3-2, L 2-1
Apr 06	at Henderson State (2)	L 5-0, W 8-5
Apr 08	Ouachita Baptist (2)	W 12-3, W 7-1
Apr 10	West Alabama	W 6-1
Apr 11	West Florida	L 1-0
Apr 12	West Georgia	W 7-4
Apr 13	North Alabama	L 4-0
Apr 13	Alabama-Huntsville	L 8-0
Apr 16	Arkansas Tech (2)	L 5-2, W 3-2
Apr 19	at Arkansas Tech (2)	L 5-2, L 1-0
Apr 22	Southern Arkansas (2)	W 1-0, L 2-1
Apr 24	Henderson State	W 4-0, L 6-0
Apr 26	at Southern Ark. (2)	W 9-0, W 11-9
May 02	Alabama-Huntsville	L 9-2
May 03	Henderson State	W 3-2
May 03	Valdosta State	L 3-0



ARKANSAS TECH UNIVERSITY

Coaching Information

Head Coach:
Gidget Pambianchi
Alma Mater (Yr.):
Arkansas-Monticello (2003)
Record at ATU:
75-77 (3 years)
Overall Record:
Same
Coach's Office Phone:
(479) 964-3231
Best Time to Call:
Mornings
Assistant Coaches:
Ray Loeser



Head Coach
Gidget Pambianchi



Senior OF
Sarah Pratt



Quick Facts

Location: Russellville, Ark.
Enrollment: 7,498
President: Dr. Robert C. Brown
Athletic Director: Steve Mullins
Colors: Green & Gold
Nickname: Golden Suns
Home Field: Chartwells Women's Sports Complex (500)
SID: Ben Greenberg
SID Office Phone: (479) 968-0645
SID Office Fax: (479) 964-0829
SID E-mail: bgreenberg@atu.edu
Web Page: athletics.atu.edu
Press Box Phone: (479) 970-3919

Team Information

2008 Overall Record: 41-17
2008 GSC Record: 20-9 (1st-West)
Starters Returning/Lost: 7/2
Lettermen Returning/Lost: 9/4

2009 Golden Suns' Schedule

DATE	OPPONENT	TIME
Feb 06	Missouri-St. Louis	10 am
Feb 06	Southwest Baptist	2 pm
Feb 07	Missouri-St. Louis	12 pm
Feb 07	Lincoln	2 pm
Feb 08	Lincoln	10 am
Feb 08	Missouri-St. Louis	12 pm
Feb 13	Missouri Southern/So. Indiana	12/4 pm
Feb 14	Quincy/Drury	12/4 pm
Feb 15	Quincy/Drury	10 am/2
Feb 17	Oklahoma Baptist (DH)	1 pm
Feb 19	at Midwestern State	3 pm
Feb 20	West Texas A&M/ Lincoln College	11 am
Feb 21	Southwest Baptist/Texas Women's	1 pm
Feb 23	Arkansas-Pine Bluff (DH)	1 pm
Feb 27	Southwest Baptist/Washburn	5 pm
Feb 28	Truman State/Central Missouri	3 pm
Feb 29	NW Missouri State	9 am
Mar 05	at Northeastern State (DH)	1 pm
Mar 07	at Southern Arkansas (DH)	3 pm
Mar 08	at Southern Arkansas (DH)	12 pm
Mar 14	Ouachita Baptist (DH)	1 pm
Mar 15	Ouachita Baptist (DH)	12 pm
Mar 18	at Arkansas-Pine Bluff (DH)	2 pm
Mar 21	Christian Brothers (DH)	1 pm
Mar 22	Christian Brothers (DH)	12 pm
Mar 24	at SE Oklahoma (DH)	2 pm
Mar 28	Henderson State (DH)	1 pm
Mar 29	Henderson State (DH)	12 pm
Apr 02	Valdosta State	4 pm
Apr 03	West Georgia	12 pm
Apr 03	Alabama-Huntsville	4 pm
Apr 04	West Florida	4 pm
Apr 05	West Alabama	10 am
Apr 05	North Alabama	12 pm
Apr 09	Northeastern State (DH)	2 pm
Apr 14	Rogers State (DH)	2 pm
Apr 18	at Delta State (DH)	4 pm
Apr 19	at Delta State (DH)	12 pm
Apr 23	Central Baptist (DH)	2 pm
Apr 25	at Arkansas-Monticello (DH)	1 pm
Apr 26	at Arkansas-Monticello (DH)	1 pm

2008 Results (41-17; 20-9 GSC)

DATE	OPPONENT	RESULT
Feb 09	Arkansas-Pine Bluff	W 8-0, W 9-1
Feb 12	at Rogers State (DH)	W 2-0, L 9-3
Feb 15	Southern Indiana	W 6-3
Feb 15	Missouri-St. Louis	W 6-5
Feb 16	Drury	W 3-2
Feb 16	#1 SIU-Edwardsville	L 11-1
Feb 20	Missouri Southern (DH)	L 2-1, W 6-3
Feb 23	Northwest Missouri State	W 7-1
Feb 23	Pittsburg State	W, 3-0
Feb 24	William Penn	W 12-0 (5)
Feb 24	Drury	W 8-3
Feb 29	#14 Alabama-Huntsville	L 3-0
Feb 29	North Alabama	W 4-3
Mar 01	Missouri S&T	W 1-0
Mar 01	Valdosta State	W 2-1
Mar 02	#14 Alabama-Huntsville	L 3-0
Mar 02	Missouri S&T	W 2-0
Mar 11	*Delta State (DH)	W 3-2, W 10-1
Mar 12	*Southern Ark. (DH)	W 3-2, W 9-1
Mar 15	*at Southern Ark. (DH)	W 3-1, W 8-4
Mar 21	*at Ouachita Baptist (DH)	L 2-0, W 1-0
Mar 22	*Ouachita Baptist (DH)	W 2-1, W 1-0
Mar 26	West Florida	L 7-5 (10), W 2-0
Mar 27	Culver Stockton	W 3-1
Mar 27	Wisconsin-Oshkosh	W 5-3
Mar 29	*at Delta State (DH)	L 11-3, L 5-4
Apr 06	Christian Brothers (2)	W 4-2, W 11-3
Apr 07	Christian Brothers (2)	W 3-1, W 1-0
Apr 10	Valdosta State	L 9-3
Apr 11	West Georgia	W 8-0
Apr 12	West Florida	W 1-0
Apr 13	West Alabama	L 3-2
Apr 13	North Alabama	L 2-0
Apr 16	*at UAM (DH)	W 5-2, L 3-2
Apr 19	*UAM (DH)	W 5-2, W 1-0
Apr 22	*at Henderson State (DH)	L 3-0, W 8-0
Apr 26	*Henderson State (DH)	W 3-2, L 2-0
May 02	North Alabama	W 5-0
May 03	Valdosta State	W 6-1
May 03	Alabama-Huntsville	L 5-3
May 04	North Alabama	W 4-3
May 04	Alabama-Huntsville	L 8-0



GSC WEST DIVISION TEAM PAGES

CHRISTIAN BROTHERS UNIVERSITY

Coaching Information

Head Coach:
Donna Crone
Alma Mater (Yr.):
Christian Brothers (1983)
Record at CBU:
118-220 (7 years)
Overall Record:
Same
Coach's Office Phone:
(901) 321-3378
Best Time to Call:
Mornings
Student Assistant:
Meagan Shackelford



Head Coach
Donna Crone



Junior P
Nikki Dunn



Quick Facts

Location: Memphis, Tenn.
Enrollment: 1,900
President: H. Lance Forsdick
Athletic Director: Joe Nadicksbernd
Colors: Scarlet & Gray
Nickname: Buccaneers
Home Field: Bland Field (250)
SID: Eric Opperman
SID Office Phone: (901) 321-3378
SID Office Fax: (901) 321-3570
SID E-mail: eopperma@cbu.edu
Web Page: www.gobucsgo.com
Press Box Phone: (901) 321-3363 or 3886

Team Information

2008 Overall Record: 18-28
2008 GSC Record: 5-23 (6th-West)
Starters Returning/Lost: 6/3
Lettermen Returning/Lost: 8/6

2009 Buccaneers' Schedule

DATE	OPPONENT	TIME
Feb 14	Millsaps (Miss.) (DH)	1 pm
Feb 18	at Union (Tenn.) (DH)	4 pm
Feb 22	Lambuth (Tenn.) (DH)	12 pm
Feb 24	Williams Baptist (Ark.) (DH)	1 pm
Feb 27	at Bethel (Tenn.) (DH)	1 pm
Feb 28	at Freed-Hardeman (Tenn.) (DH)	1 pm
Mar 8	at Cumberland (Tenn.) (DH)	1 pm
Mar 12	Blackburn (Ill.) (DH)	1 pm
Mar 14	at Henderson State (Ark.) (DH)	12 pm
Mar 15	at Henderson State (Ark.) (DH)	12 pm
Mar 21	at Arkansas Tech (DH)	1 pm
Mar 22	at Arkansas Tech (DH)	12 pm
Mar 25	at Lambuth (Tenn.) (DH)	4 pm
Mar 28	at Delta State (Miss.) (DH)	2 pm
Mar 29	at Delta State (Miss.) (DH)	12 pm
Mar 31	Rhodes (Tenn.)	5 pm
Apr 02	West Florida	6 pm
Apr 03	West Georgia	2 pm
Apr 03	West Alabama	4 pm
Apr 04	North Alabama	12 pm
Apr 04	Alabama-Huntsville	2 pm
Apr 05	Valdosta State (Ga.)	10 am
Apr 09	Arkansas-Monticello (DH)	2 pm
Apr 10	Arkansas-Monticello (DH)	12 pm
Apr 14	at Williams Baptist (Ark.) (DH)	2 pm
Apr 18	Southern Arkansas (DH)	3 pm
Apr 19	Southern Arkansas (DH)	12 pm
Apr 25	Ouachita Baptist (Ark.)	1 pm
Apr 26	Ouachita Baptist (Ark.) (DH)	12 pm

2008 Results (18-28; 5-23 GSC)

DATE	OPPONENT	RESULT
Feb 16	at Freed-Hardeman	W, 3-2 (10)
Feb 16	at Freed-Hardeman	W, 12-7
Feb 17	at Lambuth (Tenn.)	W, 4-3
Feb 17	at Lambuth (Tenn.)	L, 4-2
Feb 18	at Lyon (Ark.)	W, 3-2
Feb 18	at Lyon (Ark.)	W, 8-5 (10)
Feb 24	vs. Millsaps (Miss.)	W, 4-1
Feb 24	vs. Millsaps (Miss.)	L, 8-5
Feb 25	at Bethel (Tenn.)	W, 4-0
Feb 25	at Bethel (Tenn.)	W, 5-4
Feb 28	vs. Union (Tenn.)	L, 10-1
Feb 28	vs. Union (Tenn.)	L, 5-2
Mar 01	vs. Crichton (Tenn.)	W, 10-1
Mar 01	at West Alabama	L, 13-11
Mar 06	at Delta State (Miss.)	L, 5-1
Mar 06	at Delta State (Miss.)	L, 8-0
Mar 11	at Crichton (Tenn.)	W 4-0, W 5-1
Mar 13	vs. Delta State (Miss.)	L 5-3, L 3-2
Mar 21	at Arkansas-Monticello *	L 3-1, L 4-3
Mar 24	at Arkansas-Monticello *	W 1-0, L 5-3
Mar 25	vs. Millsaps (Miss.)	Cancelled
Mar 26	vs. Henderson State *	L 4-2, L 11-2
Mar 29	at Henderson State *	L 2-0, L 4-3
Apr 01	at Rhodes (Tenn.)	W 7-0, W 4-3
Apr 06	at Arkansas Tech *	L 4-2, L 11-3
Apr 06	vs. Arkansas Tech *	L 3-1, L 1-0
Apr 10	vs. West Florida *	L 7-4
Apr 12	vs. North Alabama *	L 2-0
Apr 12	vs. Alabama-Huntsville *	L 7-2
Apr 13	vs. Valdosta State (Ga.) *	L 12-5
Apr 16	at Southern Arkansas *	W 9-4, L 11-3
Apr 19	vs. Southern Arkansas *	W 6-0, L 8-5
Apr 23	vs. Ouachita Baptist (Ark.) *	W 6-1, L 4-2
Apr 26	at Ouachita Baptist (Ark.) *	L 3-2, W 5-4



DELTA STATE UNIVERSITY

Coaching Information

Head Coach:
Casey Bourgoyne
Alma Mater (Yr.):
Delta State (2002)
Record at DSU:
First Year
Overall Record:
Same
Coach's Office Phone:
(662) 846-4288
Best Time to Call:
Mornings (8-11 a.m.)
Assistant Coach:
Dave Martinez



Head Coach
Casey Bourgoyne



Senior OF
Brittany Tillery



Quick Facts

Location: Cleveland, Miss.
Enrollment: 4,392
President: Dr. John M. Hilpert
Athletic Director: Jeremy McClain
Colors: Forest Green & White
Nickname: Statesmen
Home Field: University Field (750)
SID: Matt Jones
SID Office Phone: (662) 846-4284
SID Office Fax: (662) 846-4297
SID E-mail: matt@deltastate.edu
Web Page: gostatesmen.com
Press Box Phone: (662) 846-4595

Team Information

2008 Overall Record: 33-26
2008 GSC Record: 18-10 (3rd-West)
Starters Returning/Lost: 6/3
Lettermen Returning/Lost: 9/8

2009 Statesmen Schedule

DATE	OPPONENT	TIME
Feb 10	LSU-Alexandria (DH)	4 pm
Feb 13	Drury	12 pm
Feb 13	Univ. of Southern Indiana	2 pm
Feb 14	Drury	2 pm
Feb 14	Missouri Southern	4 pm
Feb 15	Quincy	12 pm
Feb 15	Missouri Southern	2 pm
Feb 20	Indianapolis	10 am
Feb 20	Missouri S&T	12 pm
Feb 21	Univ. of Southern Indiana	10 pm
Feb 21	Missouri-St. Louis	2 pm
Feb 22	Augusta State	11 am
Feb 22	Columbus State	3:30 pm
Feb 28	at West Florida (DH)	1 pm
Mar 07	at UA-Monticello (DH)	1 pm
Mar 08	at UA-Monticello (DH)	1 pm
Mar 10	Mississippi Valley State	3 pm
Mar 14	at Southern Arkansas (DH)	3 pm
Mar 15	at Southern Arkansas (DH)	12 pm
Mar 20	SE Oklahoma State	3 pm
Mar 21	at Ouachita Baptist (DH)	1 pm
Mar 22	at Ouachita Baptist (DH)	1 pm
Mar 28	Christian Brothers	2 pm
Mar 29	Christian Brothers	12 pm
Apr 02	West Florida	4 pm
Apr 02	North Alabama	6 pm
Apr 03	Valdosta State	2 pm
Apr 03	UA-Huntsville	6 pm
Apr 04	West Alabama	12 pm
Apr 05	West Georgia	12 pm
Apr 10	Henderson State (DH)	2 pm
Apr 11	Henderson State (DH)	11 am
Apr 15	at Mississippi Valley State	4 pm
Apr 18	Arkansas Tech (DH)	4 pm
Apr 19	Arkansas Tech (DH)	12 pm
Apr 20	Albany State University (DH)	2 pm

2008 Results (33-26; 18-10 GSC)

DATE	OPPONENT	RESULT
Feb 01	Cameron	L 5-6
Feb 01	Tarleton State	L 5-4
Feb 02	Texas Women's	W 1-0
Feb 02	Abilene Christian	L 12-0 (5)
Feb 03	TX A&M-K'ville	L 5-3
Feb 09	Lynn	L 1-2, W 5-2
Feb 10	Rollins	W 1-0, W 3-0
Feb 15	Drury	W 7-4
Feb 15	SIU-Edwardsville	L 8-0
Feb 16	Indianapolis	W 7-1
Feb 16	Lewis	W 4-3
Feb 19	Benedict	W 23-0, W 28-7
Feb 23	Missouri University S&T	L 13-10
Feb 23	Lewis University	L 5-0
Feb 24	Truman State	L 10-3
Feb 24	Bellarmino	W 10-1
Feb 28	LSU-Alexandria	W 13-0, W 3-2
Mar 05	Florida Southern	L 6-0, L 5-1
Mar 06	Christian Bros.*	W 5-1, W 8-0
Mar 11	Arkansas Tech* (DH)	L 3-2, L 10-1
Mar 13	Christian Brothers*(DH)	W 5-3, W 3-2
Mar 16	Ark.-Monticello* (DH)	L 5-2, W 7-5
Mar 25	Henderson St.* (DH)	L 10-5, W 8-0
Mar 26	Missouri-St. Louis (DH)	W 2-0, W 4-3
Mar 29	Arkansas Tech* (DH)	W 11-3, W 5-4
Mar 30	Ark.-Monticello* (DH)	W 4-2, L 2-1
Apr 02	Sou. Arkansas* (DH)	W 5-4, W 7-4
Apr 03	Belhaven (DH)	L 8-7
Apr 05	Sou. Arkansas* (DH)	L 5-1, W 8-3
Apr 08	Mississippi Valley	L 4-3
Apr 10	West Florida	L 11-0
Apr 10	North Alabama	W 1-0
Apr 12	West Alabama	W 2-1
Apr 13	West Georgia	W 10-2
Apr 16	Ouachita Baptist* (DH)	W 6-1, L 1-0
Apr 17	Henderson State* (DH)	L 3-0, L 5-0
Apr 19	Ouachita Bapt.* (DH)	W 3-0, W 5-2

HENDERSON STATE UNIVERSITY

Coaching Information

Head Coach:
Beth Jackson
Alma Mater (Yr.):
Alabama-Huntsville (2003)
Record at HSU:
First Year
Overall Record:
First Year
Coach's Office Phone:
(870) 230-5575
Best Time to Call:
Mornings
Graduate Assistant Coaches:
Haylee Williams



Head Coach
Beth Jackson



Senior 2B
Tori Gast



Quick Facts

Location: Arkadelphia, Ark.
Enrollment: 3,500
President: Dr. Charles Welch
Athletic Director: Sam Goodwin
Colors: Red and Gray
Nickname: Lady Reddies
Home Field: Delores Brumfield White Field (500)
SID: Troy Mitchell
SID Office Phone: (870) 230-5197
SID Office Fax: (870) 230-5408
SID E-mail: mitchet@hsu.edu
Web Page: www.hsu.edu/athletics
Press Box Phone: (870) 230-5177

Team Information

2008 Overall Record: 39-16
2008 GSC Record: 19-10 (2nd-West)
Starters Returning/Lost: 5/5
Lettermen Returning/Lost: 8/9

2009 Reddies' Schedule

DATE	OPPONENT	TIME
Feb 06	Northeastern State	4 pm
Feb 07	Northeastern State	9 am
Feb 07	Lincoln Memorial	1 pm
Feb 08	Missouri St. Louis	9 am
Feb 13	Southwest Baptist (DH)	1:30 pm
Feb 14	at Evangel (DH)	TBA
Feb 17	at Lyon (DH)	1 pm
Feb 20	Northeastern State	2 pm
Feb 20	Texas A&M-Kingsville	6 pm
Feb 21	Drury	11 am
Feb 27	North Alabama	12 pm
Feb 27	Lyon	2 pm
Feb 28	West Georgia	12 pm
Feb 28	North Alabama	2 pm
Mar 01	Lyon	10 am
Mar 01	West Georgia	12 pm
Mar 07	Ouachita Baptist (DH)	1 pm
Mar 08	Ouachita Baptist (DH)	1 pm
Mar 14	Christian Brothers (DH)	12 pm
Mar 15	Christian Brothers (DH)	12 pm
Mar 20	Lyon	12 pm
Mar 20	Oklahoma City	4 pm
Mar 21	Southeastern Oklahoma State	9 am
Mar 21	Oklahoma City	1 pm
Mar 21	Southeastern Oklahoma State	3 pm
Mar 28	at Arkansas Tech (DH)	1 pm
Mar 29	at Arkansas Tech (DH)	12 pm
Mar 30	Miles College (DH)	1 pm
Apr 2	Valdosta State	8 pm
Apr 3	West Alabama	12 pm
Apr 3	North Alabama	2 pm
Apr 4	Alabama-Huntsville	12 pm
Apr 4	West Georgia	4 pm
Apr 5	West Florida	10 am
Apr 10	at Delta State (DH)	4 pm
Apr 11	at Delta State (DH)	11 pm
Apr 18	at Arkansas-Monticello (DH)	1 pm
Apr 19	at Arkansas-Monticello (DH)	1 pm
Apr 25	Southern Arkansas (DH)	1 pm
Apr 26	Southern Arkansas (DH)	12 pm
Apr 28	Central Baptist College	2 pm

2008 Results (27-15; 16-11 GSC)

DATE	OPPONENT	RESULT
Feb 06	LSU-Alexandria	W 5-0, W 10-2
Feb 09	vs. Midwestern State	L 12-0
Feb 09	vs. St. Edwards	W 5-4
Feb 09	vs. Central Missouri	L 6-3
Feb 10	vs. West Texas A&M	W 15-0
Feb 10	vs. Texas Woman's	W 4-3
Feb 15	vs. Drury	W 11-9
Feb 15	vs. Missouri-St. Louis	W 9-4
Feb 16	vs. SIU-Edwardsville	L 9-1
Feb 16	vs. Indianapolis	W 11-7
Feb 22	Texas A&M-Kingsville	W 7-6
Feb 22	Texas Woman's	L 2-1
Feb 23	Texas A&M-Kingsville	W 15-9
Feb 23	Texas Woman's	L 5-1
Feb 24	Texas A&M-Kingsville (DH)	W 4-3, W 4-3
Feb 29	Missouri Southern	W 10-8, W 10-7
Mar 01	vs. Nebraska-Omaha	L 3-0
Mar 01	vs. Drury	W 7-5
Mar 01	vs. Pittsburg State	W 8-1
Mar 02	vs. Northwest Missouri	L 6-2
Mar 09	*at Southern Arkansas	W 9-1, W 10-3
Mar 12	*Ouachita Baptist	W 7-4, L 2-1
Mar 15	*Ouachita Baptist	W 9-0, W 7-0
Mar 17	vs. Southwest Baptist	W 4-3, W 2-1
Mar 17	vs. Bacone College	W 8-2
Mar 25	*Delta State (DH)	W 10-5, L 8-0
Mar 26	*Christian Br. (DH)	W 4-2, W 11-2
Mar 29	*Christian Br. (DH)	W 2-0, W 4-3
April 6	*Arkansas-Monticello (DH)	W 5-0, L 8-5
April 10	*vs. Valdosta State	L 6-1
April 11	*vs. West Alabama	W 3-2
April 12	*vs. Alabama-Huntsville	L 3-1
April 12	*vs. West Georgia	L 3-0
April 13	*vs. West Florida	L 6-1
April 17	*Delta State (DH)	W 3-0, W 5-0
April 22	*Arkansas Tech (DH)	W 3-0, L 8-0
April 24	*Arkansas-Monticello (DH)	L 4-0, W 6-0
April 26	*Arkansas Tech (DH)	L 3-2, W 2-0
May 03	West Florida	L 8-1
May 03	Arkansas-Monticello	L 3-2



OUACHITA BAPTIST UNIVERSITY

Coaching Information

Head Coach:
Mike McGhee
Alma Mater (Yr.):
Oral Roberts (1988)
Record at OBU:
105-103 (4 years)
Overall Record:
Same
Coach's Office Phone:
(870) 245-5083
Best Time to Call:
Mornings



**Head Coach
Mike McGhee**



**Sophomore UTIL
Kristen Rigsbee**



Quick Facts

Location: Arkadelphia, Ark.
Enrollment: 1,500
President: Dr. Rex Horne
Athletic Director: David Sharp
Colors: Purple and Gold
Nickname: Tigers
Home Field: Sully Anderson Field (200)
SID: Brian Howard
SID Office Phone: (870) 245-5186
SID Office Fax: (870) 245-5084
SID E-mail: howardb@obu.edu
Web Page: www.obutigers.com
Press Box Phone: (870) 245-5181

Team Information

2008 Overall Record: 24-32
2008 GSC Record: 11-18 (5th-West)
Starters Returning/Lost: 9/2
Lettermen Returning/Lost: 11/9

2009 Tigers' Schedule

DATE	OPPONENT	TIME
Feb 06	Missouri-St. Louis	2 pm
Feb 07	Lincoln	10 am
Feb 07	Southwest Baptist	12 pm
Feb 08	Missouri-St. Louis	10 am
Feb 10	at Crichton	2 pm
Feb 13	Quincy	2 pm
Feb 13	Drury	4 pm
Feb 14	Quincy	12 pm
Feb 14	Southern Indiana	2 pm
Feb 15	Southern Indiana	12 pm
Feb 18	at Arkansas-Pine Bluff	2 pm
Feb 24	Central Baptist	2 pm
Feb 27	West Georgia	12 pm
Feb 27	North Alabama	2 pm
Feb 28	Lyon	12 pm
Feb 28	West Georgia	2 pm
Mar 01	North Alabama	10 am
Mar 01	Lyon	12 pm
Mar 04	Arkansas-Pine Bluff	2 pm
Mar 07	at Henderson State (DH)	1 pm
Mar 08	at Henderson State (DH)	1 pm
Mar 12	at Lyon (DH)	2 pm
Mar 14	at Arkansas Tech (DH)	1 pm
Mar 15	at Arkansas Tech (DH)	1 pm
Mar 17	Crichton (DH)	4 pm
Mar 20	SE Oklahoma State (DH)	5 pm
Mar 21	Delta State (DH)	1 pm
Mar 22	Delta State (DH)	1 pm
Mar 28	Arkansas-Monticello (DH)	1 pm
Mar 29	Arkansas-Monticello (DH)	1 pm
Apr 02	West Georgia	4 pm
Apr 02	UAH	6 pm
Apr 03	North Alabama	4 pm
Apr 04	West Florida	2 pm
Apr 04	Valdosta State	4 pm
Apr 05	West Alabama	12 pm
Apr 10	Southern Arkansas (DH)	3 pm
Apr 11	Southern Arkansas (DH)	12 pm
Apr 17	Hillsdale Baptist (DH)	6 pm
Apr 18	Hillsdale Baptist (DH)	1 pm
Apr 22	Lyon (DH)	4 pm
Apr 25	at Christian Brothers (DH)	1 pm
Apr 26	at Christian Brothers (DH)	1 pm

2008 Results (24-32; 11-18 GSC)

DATE	OPPONENT	RESULT
Feb 08	#16 North Georgia (SG)	L 6-0
Feb 08	West Alabama (SG)	L 6-2
Feb 09	#16 North Georgia (SG)	L 10-7
Feb 09	West Alabama (SG)	W 7-5
Feb 17	Lyon	W 4-0 W 2-1
Feb 23	Bacone	L 2-1, L 16-14
Feb 24	Bacone	W 9-5, L 6-5
Feb 27	Arkansas-Pine Bluff	W 7-5, W 9-3
Feb 29	North Alabama (SG)	L 5-2
Feb 29	Valdosta State (SG)	L 12-2
Mar 1	UAH (SG)	L 5-0
Mar 1	Missouri-Rolla (SG)	W 6-4
Mar 2	Valdosta State (SG)	L 3-2
Mar 2	UAH (SG)	L 8-0
Mar 12	Henderson State*	L 7-4, W 2-1
Mar 15	Henderson State*	L 9-0, L 7-0
Mar 16	Bacone	W 3-1, W 13-5
Mar 17	Bacone (SG)	W 6-1, L 10-6
Mar 21	Arkansas Tech*	W 2-0, L 1-0
Mar 22	Arkansas Tech*	W 2-1, W 1-0
Mar 26	Southern Arkansas*	W 6-0, L 6-3
Mar 29	Southern Arkansas*	W 6-5, W 5-3
Apr 04	Arkansas-Monticello	W 3-2, W 2-1
Apr 08	Arkansas-Monticello	L 12-3, L 7-1
Apr 10	West Georgia* (SG)	W 4-0
Apr 10	UAH* (SG)	L 10-2
Apr 11	North Alabama* (SG)	Cancelled
Apr 12	West Florida* (SG)	L 8-0
Apr 12	Valdosta State* (SG)	L 10-2
Apr 13	West Alabama* (SG)	L 8-3
Apr 14	Ozarks	W 4-0, W 6-1
Apr 16	Delta State*	L 6-0, W 1-0
Apr 19	Delta State*	L 3-0, L 5-2
Apr 23	Christian Brothers*	L 6-1, W 4-2
Apr 26	Christian Brothers*	W 3-2, L 5-4

SOUTHERN ARKANSAS UNIVERSITY

Coaching Information

Head Coach:
Kevin Allison
Alma Mater (Yr.):
Texas-Permian Basin (1993)
Record at SAU:
10-31 (2 Years)
Overall Record:
Same
Coach's Office Phone:
(870) 235-4384
Best Time to Call:
9 am - 11 am
Assistant Coach:
Jaclyn Clark, William Gilbert



Head Coach
Kevin Allison



Sophomore P
Alex Doyle



Quick Facts

Location: Magnolia, Ark.
Enrollment: 3,117
President: Dr. David F. Rankin
Athletic Director: Jay Adcox
Colors: Royal Blue and Old Gold
Nickname: Muleriders
Home Field: Ballpark On Stadium Drive (200)
SID: Houston Taylor
SID Office Phone: (870) 235-4104
SID Office Fax: (870) 901-7219
SID E-mail: sausid@saumag.edu
Web Page: www.saumag.edu/athletics
Press Box Phone: (870) 235-4102

Team Information

2008 Overall Record: 10-31
2008 GSC Record: 5-24 (7th-West)
Starters Returning/Lost: 0/8
Lettermen Returning/Lost: 1/9

2009 Muleriders' Schedule

DATE	OPPONENT	TIME
Feb 03	Southeastern Oklahoma State (2)	1 pm
Feb 13	Texas Woman's (1)	11 am
Feb 13	Midwestern State (1)	3:30 pm
Feb 14	Texas A&M University-Kingsville (1)	11 am
Feb 14	University of Central Missouri (1)	3:30 pm
Feb 20	Cameron (Okla.) University (1)	2 pm
Feb 20	Tarleton State (Texas)	6 pm
Feb 21	Missouri Western State University (1)	11 am
Mar 05	Central Baptist College (2)	3 pm
Mar 07	Arkansas Tech University	3 pm
Mar 08	Arkansas Tech University (2)	12 pm
Mar 10	at Texas Woman's University (2)	3 pm
Mar 14	Delta State (Miss.) University (2)	3 pm
Mar 15	Delta State (Miss.) University (2)	12 pm
Mar 21	Arkansas-Monticello (2)	3 pm
Mar 22	Arkansas-Monticello (2)	12 pm
Apr 02	University of West Alabama (1)	4 pm
Apr 02	West Georgia (1)	8 pm
Apr 03	West Florida (1)	2 pm
Apr 04	University of North Alabama (1)	2 pm
Apr 04	Valdosta State (Ga.) University (1)	6 pm
Apr 05	University of Alabama in Huntsville (1)	10 am
Apr 10	at Ouachita Baptist University (2)	3 pm
Apr 11	at Ouachita Baptist University (2)	12 pm
Apr 18	at Christian Brothers (Tenn.)	3 pm
Apr 19	at Christian Brothers (Tenn.) (2)	12 pm
Apr 25	at Henderson State (2)	1 pm
Apr 26	at Henderson State University (2)	12 pm

2008 Results (10-31; 5-24 GSC)

DATE	OPPONENT	RESULT
Feb 15	Lewis (Ill.) University (1)	W 4-3
Feb 15	Southern Indiana (1)	W 4-3
Feb 16	Missouri-St. Louis (1)	L 6-1
Feb 16	Drury (Mo.) University (1)	W 2-1
Feb 23	Northern Kentucky	L 11-3
Feb 23	Truman State (Mo.) (1)	L 8-0
Feb 24	Barry (Fla.) University (1)	W 9-0
Feb 24	Bellarmino (Ky.) (1)	L 7-5
Mar 01	Pittsburg State (Kan.)	L 11-0
Mar 01	Northwest Missouri State	L 11-8
Mar 01	Missouri Southern	L 9-1
Mar 02	Nebraska-Omaha (1)	L 6-0
Mar 09	* Henderson State (2)	L 10-3, L 9-1
Mar 12	* Arkansas Tech (2)	L 3-2, L 9-1
Mar 15	* Arkansas Tech (2)	L 3-1, L 8-4
Mar 26	* Ouachita Baptist (2)	W 6-3, L 6-0
Mar 29	* Ouachita Baptist (2)	L 6-5, L 5-3
Apr 02	* Delta State (Miss.) (2)	L 5-4, L 7-4
Apr 05	* Delta State (Miss.) (2)	W 5-1, L 8-3
Apr 10	* West Alabama (1)	L 3-1
Apr 10	* West Georgia (1)	L 4-3
Apr 11	* West Florida (1)	Cancelled
Apr 12	* North Alabama (1)	L 11-0
Apr 12	* Valdosta State (1)	L 10-3
Apr 13	* Alabama-Huntsville (1)	L 16-1
Apr 16	* Christian Brothers	L 9-4, W 11-3
Apr 19	* Christian Brothers (2)	L 6-0, W 8-5
Apr 22	* Arkansas-Monticello (2)	L 1-0, W 2-1
Apr 26	* Arkansas-Monticello (2)	L 9-0, L 11-9



GSC FINAL STANDINGS

EAST DIVISION

Team	Conference			Overall		
	W	L	Pct.	W	L	Pct.
*#&Alabama-Huntsville	16	5	.762	52	9	.852
*&Valdosta State	17	6	.739	48	19	.716
*&West Florida	18	8	.692	40	23	.635
*North Alabama	14	10	.583	28	21	.571
West Alabama	7	16	.304	29	28	.509
West Georgia	6	18	.250	25	30	.455

WEST DIVISION

Team	Conference			Overall		
	W	L	Pct.	W	L	Pct.
*Arkansas Tech	20	9	.690	41	17	.707
*Henderson State	19	10	.655	39	18	.684
*Delta State	18	10	.643	33	26	.559
*Arkansas-Monticello	15	14	.517	24	31	.436
Quachita Baptist	11	18	.379	24	32	.429
Christian Brothers	5	23	.179	18	28	.391
Southern Arkansas	5	24	.172	9	32	.220

GSC Champion in **BOLD**
 #-East Division Champion
 *-GSC Tournament participant

\$-West Division Champion
 &-NCAA South Region Qualifier

GSC TOURNAMENT RESULTS

(May 2-4, 2008; Greenbrook Softball Complex, Southaven, Miss.)

Friday, May 2

Arkansas Tech 5, West Alabama 0
 Valdosta State 7, Delta State 6

Sunday, May 4

Alabama-Huntsville 9, Valdosta State 3
 Arkansas Tech 4, North Alabama 3
 Alabama-Huntsville 8, Arkansas Tech 0

Saturday, May 3

Alabama-Huntsville 9, Arkansas-Monticello 2
 West Florida 8, Henderson State 1
 North Alabama 6, Delta State 2
 Arkansas-Monticello 3, Henderson State 2
 Arkansas Tech 6, Valdosta State 1
 Alabama-Huntsville 5, West Florida 0
 North Alabama 7, West Florida 2
 Valdosta State 3, Arkansas-Monticello 0
 Alabama-Huntsville 5, Arkansas Tech 3

GSC ALL-TOURNAMENT TEAM

Most Outstanding Player

Krystal Johnson, Alabama-Huntsville

Caitlin Lee, Alabama-Huntsville
 Dana Aldrich, Arkansas Tech
 Jennifer Sharp, North Alabama
 Tiphani Moon, Arkansas Tech

Molly Schweigert, Arkansas Tech
 Sage Woodham, Alabama-Huntsville
 Alex Acosta, Valdosta State
 Beth Lawson, Alabama-Huntsville

GSC IN NCAA TOURNAMENT

SOUTH REGIONAL

#7 West Florida def. #2 Alabama-Huntsville 2-1
 #2 Alabama-Huntsville def. #6 Valdosta State 3-0
 #3 Saint Leo def. #7 West Florida 2-0
 #4 Tampa def. #7 West Florida 3-0
 #2 Alabama-Huntsville def. #5 Rollins 3-0
 #4 Tampa def. #2 Alabama-Huntsville 1-0



2008 SOFTBALL YEAR IN REVIEW

ALL-GSC TEAM

FIRST TEAM

EAST DIVISION		WEST DIVISION	
PLAYER, SCHOOL	POS	PLAYER, SCHOOL	POS
Alex Lewis, UAH	P	Dana Aldrich, ATU	P
Sage Woodham, UAH	P	Casey Hammons, ATU	P
Taren Walton, UWF	P	Lauren Carley, HSU	P
Krystal Johnson, UAH	C	Roxie Palacios, ATU	C
Robin Williams, VSU	1B	Meredith Heckel, UAM	1B
Kristina Ely, VSU	2B	Joanna Jones, SAU	2B
Alex Acosta, VSU	SS	Haylee Williams, HSU	3B
Amy Harris, UAH	3B	Molly Schweigert, ATU	SS
Kristina Prater, UAH	OF	Sarah Pratt, ATU	OF
Lindsey Bates, UNA	OF	Sam St. Hilaire, DSU	OF
Lindsey Greene, UNA	OF	Brittany Tillery, DSU	OF
Emily White, UWA	UTIL	Kristen Rigsbee, OBU	UTIL
Ashley Edgar, UWA	C	Gemma Gibson, UAM	3B
Courtney Gordon, UWA	SS	Tiphani Moon, ATU	1B
Nicky Van Camp, UWF	3B	Chasey Niebrugge, DSU	2B
Kara Pollock, UWG	1B	Kelcie Glidden, HSU	SS
		Jennifer Lynn, HSU	C
		Cheyenne Savony, SAU	UTIL

SECOND TEAM

EAST DIVISION		WEST DIVISION	
PLAYER, SCHOOL	POS	PLAYER, SCHOOL, POS	POS
Megan Niesel, UNA	P	Nikki Dunn, CBU	P
Kristen Lindsey, VSU	P	Britni Adcox, DSU	P
Jillian LaFrance, UWF	P	Kirstie Reed, SAU	1B
Kelli Hartley, UWA	2B	Kayla Lucas, HSU	2B
Whitney Gay, UWF	2B	Lindsey Randall, UAM	SS
Adrienne Clay, UWG	2B	Brittany Elkner, DSU	SS
Andi Braswell, VSU	3B	Chelsea Carr, DSU	3B
Laura Bagwell, UWA	3B	Tori Gast, HSU	OF
Marilyn Cooper, UAH	OF	Heather Canerday, HSU	UT
Audrey Massingill, VSU	OF	Jessica Lynn, HSU	UT
Valisha Fincher, UWA	OF		
Angela Smith, UWA	OF		
Candice Brown, UWG	OF		

EAST DIVISION PLAYER OF THE YEAR

Alex Acosta, Valdosta State

WEST DIVISION PLAYER OF THE YEAR

Dana Aldrich, Arkansas Tech

EAST DIVISION PITCHER OF THE YEAR

Alex Lewis, Alabama-Huntsville

WEST DIVISION PITCHER OF THE YEAR

Dana Aldrich, Arkansas Tech

EAST DIVISION FRESHMAN OF THE YEAR

Alex Lewis, Alabama-Huntsville

WEST DIVISION FRESHMAN OF THE YEAR

Kristen Rigsbee, Ouachita Baptist

COACH OF THE YEAR

Les Stuedeman, Alabama-Huntsville; Gidget Pambianchi, Arkansas Tech

GSC PLAYERS OF THE WEEK

DATE	EAST DIVISION	WEST DIVISION
2/12	1B, Nicky Van Camp, West Florida	SS, Kelcie Glidden, Henderson State
2/19	2B, Amy Harris, Alabama-Huntsville	OF, Brittany Tillery, Delta State
2/26	OF, Lindsey Bates, North Alabama	C, Jennifer Lynn, Henderson State
3/4	OF, Valisha Fincher, West Alabama	OF, Jessica Lynn, Henderson State
3/11	OF, Candice Brown, West Georgia	SS, Kelcie Glidden, Henderson State
3/18	OF, Marilyn Cooper, Alabama-Huntsville	OF, Sarah Pratt, Arkansas Tech
3/25	3B, Nicky Van Camp, West Florida	1B, Meredith Heckel, Arkansas-Monticello
4/1	OF, Lindsey Bates, North Alabama	C, Jennifer Lynn, Henderson State
4/8	OF, Lindsey Greene, North Alabama	2B, Kayla Lucas, Henderson State
4/15	SS, Alex Acosta, Valdosta State	OF, Brittany Tillery, Delta State
4/22	OF, Kristina Prater, Alabama-Huntsville	C, Roxanna Palacios, Arkansas Tech
4/29	OF, Shannon Cleland, Valdosta State	OF, Sarah Pratt, Arkansas Tech

GSC PITCHERS OF THE WEEK

DATE	EAST DIVISION	WEST DIVISION
2/12	Jillian LaFrance, West Florida	Dana Aldrich, Arkansas Tech
2/19	Emily Burge, West Florida	Sara Hanson, Ouachita Baptist
2/26	Taren Walton, West Florida	Casey Hammons, Arkansas Tech
3/4	Sage Woodham, Alabama-Huntsville	Patti Collins, Henderson State
3/11	Jillian LaFrance, West Florida	Edie Oliver, Delta State
3/18	Caitlin Lee, Alabama-Huntsville	Casey Hammons, Arkansas Tech
3/25	Kristen Lindsey, Valdosta State	Casey Hammons, Arkansas Tech
4/1	Megan Niesel, North Alabama	Kate Moreland, Delta State
4/8	Taren Walton, West Florida	Lauren Carley, Henderson State
4/15	Taren Walton, West Florida	Dana Aldrich, Arkansas Tech
4/22	Brittany McGee, West Alabama	Lauren Carley, Henderson State
4/29	Emily White, West Alabama	Kate Brady, Arkansas-Monticello

2008 SOFTBALL TEAM STATISTICS



TEAM BATTING

Team	AVG	GP	AB	R	H	2B	3B	HR	RBI	TB	SLG%	BB	HBP	SO	GDP	OB%	SF	SH	SB-ATT
Alabama-Huntsville	.334	61	1637	420	546	123	12	68	385	897	.548	192	54	195	4	.418	12	51	92-106
Valdosta State	.314	67	1806	392	567	87	6	82	358	912	.505	174	19	234	6	.377	16	66	62-72
West Alabama	.305	57	1534	326	468	83	7	49	284	712	.464	186	22	284	7	.385	14	45	58-70
Delta State	.304	59	1548	291	470	76	12	24	251	642	.415	104	55	213	4	.367	7	80	101-116
Henderson State	.303	57	1487	301	450	70	5	61	271	713	.479	153	32	271	5	.377	11	55	94-110
Arkansas Tech	.294	58	1519	221	446	53	17	16	188	581	.382	128	13	234	7	.351	12	73	70-89
West Georgia	.277	55	1465	240	406	55	4	39	210	586	.400	110	14	232	5	.333	4	30	25-28
West Florida	.275	63	1636	296	450	73	5	50	272	683	.417	241	15	303	5	.373	3	91	25-32
North Alabama	.267	49	1350	181	361	48	2	14	153	455	.337	122	14	198	4	.333	6	44	22-27
Christian Brothers	.267	46	1248	170	333	60	8	21	149	472	.378	81	7	230	6	.314	5	42	28-39
Arkansas-Monticello	.258	55	1484	198	383	61	3	37	183	561	.378	101	36	288	2	.319	10	20	25-29
Ouachita Baptist	.255	56	1460	185	373	53	6	23	157	507	.347	89	14	223	6	.304	5	36	52-63
Southern Arkansas	.248	41	1007	123	250	37	2	20	116	351	.349	91	10	161	5	.314	9	44	31-40

TEAM PITCHING

Team	ERA	W	L	G	CG	SHO	CBO	SV	IP	H	R	ER	BB	SO	2B	3B	HR	AB	B/Avg	WP	HBP	BK	SFA	SHA
Valdosta State	1.47	47	9	56	35	19	1	9	366.0	284	110	77	107	334	39	4	24	1361	.209	14	28	0	2	24
Alabama-Huntsville	1.00	52	9	61	27	24	9	11	400.2	286	83	57	62	358	27	2	16	1470	.195	17	14	0	4	38
Arkansas Tech	1.93	41	17	58	30	15	5	10	398.1	308	142	110	85	363	49	6	29	1472	.209	17	12	0	4	42
North Alabama	2.18	28	21	49	34	11	0	1	341.0	345	139	106	73	183	48	3	26	1300	.265	9	17	1	11	56
West Florida	2.24	40	23	63	50	17	1	1	422.1	391	171	135	100	386	70	2	22	1635	.239	7	11	1	4	47
Valdosta State	2.60	48	19	67	32	11	1	6	438.2	407	200	163	137	309	47	4	43	1683	.242	19	19	0	5	57
Henderson State	2.68	39	18	57	20	12	5	9	381.0	377	208	146	159	254	59	4	36	1477	.255	44	20	0	5	32
Arkansas-Monticello	3.31	24	31	55	37	5	2	1	368.1	431	226	174	89	178	63	7	38	1500	.287	13	10	1	10	56
Delta State	3.34	33	26	59	23	10	4	8	387.1	429	212	185	111	240	64	4	34	1521	.282	17	46	4	3	62
Christian Brothers	3.44	18	28	46	33	5	0	3	307.1	350	205	151	81	242	43	3	40	1244	.281	7	14	2	8	50
West Alabama	3.57	29	28	57	11	4	1	5	369.0	433	254	188	142	192	44	4	29	1506	.288	28	14	1	6	54
Ouachita Baptist	3.64	24	32	56	32	6	0	1	367.1	464	260	191	138	267	75	6	26	1544	.301	25	30	0	5	47
West Georgia	4.12	25	30	55	34	9	0	2	350.1	402	264	206	201	230	61	7	48	1398	.288	24	24	0	5	69
Southern Arkansas	5.31	9	32	41	13	1	0	1	255.2	371	262	194	116	137	63	15	31	1123	.330	39	25	1	7	40

TEAM FIELDING

Team	C	PO	A	E	FLD%	DPs	SBA	CSB	SBA%	PB
Delta State	1627	1162	413	52	.968	16	45	9	.833	9
Arkansas Tech	1589	1195	339	55	.965	11	43	12	.782	4
West Florida	1738	1267	409	62	.964	8	18	10	.643	5
North Alabama	1509	1023	432	54	.964	22	27	12	.692	12
Valdosta State	1897	1315	512	70	.963	18	36	8	.818	11
Alabama-Huntsville	1809	1202	535	72	.960	17	15	9	.625	5
Henderson State	1668	1143	454	71	.957	15	51	24	.680	20
Arkansas-Monticello	1730	1105	545	80	.954	15	48	14	.774	1
West Georgia	1563	1051	438	74	.953	10	43	6	.878	26
West Alabama	1768	1107	577	84	.952	17	62	16	.795	14
Christian Brothers	1294	922	307	65	.950	10	55	10	.846	9
Southern Arkansas	1180	767	349	64	.946	10	60	5	.923	16
Ouachita Baptist	1706	1102	505	99	.942	13	74	9	.892	28



2008 SOFTBALL INDIVIDUAL STATISTICS

Batting avg

Brittany Tillery, DSU	.459
Kelcie Glidden, HSU	.418
Kristina Prater, UAH	.406
Joanna Jones, SAU	.389
Courtney Gordon, UWA	.386
Krystal Johnson, UAH	.383
Kristen Rigsbee, OBU	.382
Kim Weaver, UWG	.378
Alex Acosta, VSU	.376
Lindsey Bates, UNA	.373

Slugging pct

Kelcie Glidden, HSU	.734
Brittany Tillery, DSU	.703
Kristen Rigsbee, OBU	.688
Kristina Ely, VSU	.663
Amy Harris, UAH	.656
Kayla Lucas, HSU	.647
Nicky VanCamp, UWF	.643
Kelli Hartley, UWA	.636
Alex Acosta, VSU	.634
Krystal Johnson, UAH	.631

On base pct

Brittany Tillery, DSU	.528
Kristina Prater, UAH	.511
Nicky VanCamp, UWF	.507
Marilyn Cooper, UAH	.493
Robin Williams, VSU	.479
Kelcie Glidden, HSU	.458
Valisha Fincher, UWA	.447
Krystal Johnson, UAH	.447
Courtney Gordon, UWA	.443
Joanna Jones, SAU	.442

Runs scored

Marilyn Cooper, UAH	66
Andi Braswell, VSU	61
Kristina Ely, VSU	56
Brittany Tillery, DSU	53
Alex Acosta, VSU	52
Kristina Prater, UAH	52
Kelcie Glidden, HSU	49
Amy Harris, UAH	49
Kelli Hartley, UWA	49
Chasey Niebrugge, DSU	48

Hits

Alex Acosta, VSU	80
Brittany Tillery, DSU	79
Kelcie Glidden, HSU	77
Andi Braswell, VSU	74
Sarah Pratt, ATU	73
Audrey Massingill, VSU	68
Kristina Ely, VSU	67
Amy Harris, UAH	67
Robin Williams, VSU	66
Kristen Rigsbee, OBU	66

Runs batted in

Alex Acosta, VSU	64
Amy Harris, UAH	62
Robin Williams, VSU	56
Nicky VanCamp, UWF	53
Kristina Ely, VSU	51
Kelcie Glidden, HSU	46
Shannon Cleland, VSU	46
Kelli Hartley, UWA	45
Kara Pollock, UWG	44
3 tied at	43

Doubles

Chasey Niebrugge, DSU	19
Caitlin Lee, UAH	19
Casey King, CBU	18
Tiphani Moon, ATU	16
Becca Tipton, UAM	15
Marilyn Cooper, UAH	15
Andi Braswell, VSU	14
Alex Acosta, VSU	14
Amy Harris, UAH	14
2 tied at	13

Triples

Casey King, CBU	4
Sarah Pratt, ATU	4
9 tied at	3

Home runs

Kristina Ely, VSU	19
Meredith Heckel, UAM	15
Kelcie Glidden, HSU	15
Shannon Cleland, VSU	14
Kelli Hartley, UWA	13
Alex Acosta, VSU	13
Kara Pollock, UWG	13
Amy Harris, UAH	13
Robin Williams, VSU	13
3 tied at	12

Total bases

Meredith Heckel, UAM	189
Kristina Ely, VSU	138
Alex Acosta, VSU	135
Kelcie Glidden, HSU	135
Andi Braswell, VSU	122
Amy Harris, UAH	122
Brittany Tillery, DSU	121
Kristen Rigsbee, OBU	119
Robin Williams, VSU	114
Kelli Hartley, UWA	112
Shannon Cleland, VSU	112

Walks

Nicky VanCamp, UWF	49
Robin Williams, VSU	45
Caurie Miller, UWF	41
Marilyn Cooper, UAH	35
Laura Bagwell, UWA	31
Andi Braswell, VSU	27
5 tied at	26

Hit by pitch

Kristina Prater, UAH	18
Brittany Tillery, DSU	18
Marilyn Cooper, UAH	15
Courtney Clark, DSU	9
Haylee Williams, HSU	8
Lauren Brooks, UAM	8
Kate Brady, UAM	7
Gemma Gibson, UAM	6
Laura Bagwell, UWA	6
6 tied at	5

Sac bunts

Audrey Massingill, VSU	19
Whitney Gay, UWF	19
Brittany Eikner, DSU	17
Terra Brenner, ATU	16
Chelsea Carr, DSU	15
Melissa Chastang, UWF	14
Tori Gast, HSU	13
Ashley Edgar, UWA	12
Caurie Miller, UWF	12
Krista Cifuentes, ATU	11

Sac flies

Alex Acosta, VSU	6
Kelli Hartley, UWA	3
Sarah Whitlow, UNA	3
Robin Williams, VSU	3
Amber Hass, DSU	3
Joanna Jones, SAU	3
Kristina Prater, UAH	3
18 tied at	2

Stolen bases

Kelcie Glidden, HSU	29
Brittany Tillery, DSU	28
Kristina Prater, UAH	24
Joanna Jones, SAU	22
Tori Gast, HSU	20
Heather Canerday, HSU	19
Terra Brenner, ATU	17
Megan Blanchard, UAH	17
Sarah Pratt, ATU	16
3 tied at	15

Total plate appearances

Andi Braswell, VSU	261
Alex Acosta, VSU	246
Audrey Massingill, VSU	245
Robin Williams, VSU	238
Kristina Ely, VSU	230
Shannon Cleland, VSU	228
Marilyn Cooper, UAH	224
Caurie Miller, UWF	220
Nicky VanCamp, UWF	220
Sarah Pratt, ATU	219

At bats

Andi Braswell, VSU	225
Alex Acosta, VSU	213
Audrey Massingill, VSU	211
Kristina Ely, VSU	208
Sarah Pratt, ATU	205
Shannon Cleland, VSU	203
Robin Williams, VSU	186
Amy Harris, UAH	186
Kelcie Glidden, HSU	184
Lindsey Randall, UAM	182

Steal attempts

Kelcie Glidden, HSU	37
Brittany Tillery, DSU	30
Kristina Prater, UAH	27
Joanna Jones, SAU	26
Tori Gast, HSU	23
Sarah Pratt, ATU	20
Heather Canerday, HSU	20
Megan Blanchard, UAH	19
Terra Brenner, ATU	18
2 tied at	17

2008 SOFTBALL INDIVIDUAL STATISTICS



GSC Pitching Leaders

<u>Earned run avg</u>	
Sage Woodham, UAH	0.86
Alex Lewis, UAH	0.88
Caitlin Lee, UAH	1.37
Taren Walton, UWF	1.52
Megan Niesel, UNA	1.52
Dana Aldrich, ATU	1.81
Patti Collins, HSU	2.03
Casey Hammons, ATU	2.04
Lauren Carley, HSU	2.04
Jillian Lafrance, UWF	2.18

Opposing bat avg

Alex Lewis, UAH	.146
Dana Aldrich, ATU	.196
Sage Woodham, UAH	.212
Caitlin Lee, UAH	.217
Casey Hammons, ATU	.218
Taren Walton, UWF	.220
Nikki Dunn, CBU	.226
Ashley Hill, VSU	.228
Jillian Lafrance, UWF	.228

Innings pitched

Dana Aldrich, ATU	213.0
Lauren Carley, HSU	192.0
Kristen Lindsey, VSU	191.1
Casey Hammons, ATU	178.2
Becca Sustaire, UAM	178.0
Nikki Dunn, CBU	174.2
Jillian Lafrance, UWF	166.2
Megan Niesel, UNA	166.0
Kate Brady, UAM	164.2
Kacie Crider, UWG	156.0

Batters struck out

Dana Aldrich, ATU	219
Nikki Dunn, CBU	193
Jillian Lafrance, UWF	148
Kristen Lindsey, VSU	145
Casey Hammons, ATU	142
Lauren Carley, HSU	140
Taren Walton, UWF	136
Sage Woodham, UAH	131
Kate Thompson, UWG	156
Kacie Crider, UWG	122

Batters SO out looking

Kristen Lindsey, VSU	60
Dana Aldrich, ATU	50
Nikki Dunn, CBU	46
Caitlin Lee, UAH	42
Taren Walton, UWF	42
Jillian Lafrance, UWF	39
Heather Colson, UWG	38
Kacie Crider, UWG	35
Casey Hammons, ATU	32
Lauren Carley, HSU	31

Wins

Dana Aldrich, ATU	25
Sage Woodham, UAH	22
Kristen Lindsey, VSU	21
Lauren Carley, HSU	20
Caitlin Lee, UAH	17
Jillian Lafrance, UWF	17
Ashley Hill, VSU	15
Casey Hammons, ATU	15
Megan Niesel, UNA	15
Kate Brady, UAM	14

Saves

Alex Lewis, UAH	10
Britni Adcox, DSU	8
Casey Hammons, ATU	5
Dana Aldrich, ATU	5
Lauren Carley, HSU	4
Katie Corbell, HSU	3
Stephanie Owen, VSU	3
Brittany McGee, UWA	3
Nikki Dunn, CBU	3

Appearances

Dana Aldrich, ATU	44
Lauren Carley, HSU	39
Alex Lewis, UAH	39
Kristen Lindsey, VSU	38
Casey Hammons, ATU	38
Becca Sustaire, UAM	35
Nikki Dunn, CBU	33
Emily White, UWA	31
3 tied at	30

Games started

Dana Aldrich, ATU	31
Becca Sustaire, UAM	29
Lauren Carley, HSU	28
Kristen Lindsey, VSU	28
Heather Colson, UWG	26
Sage Woodham, UAH	25
Casey Hammons, ATU	25
Kacie Crider, UWG	25
2 tied at	24

Games in relief

Alex Lewis, UAH	30
Britni Adcox, DSU	23
Monica Rethwill, UWA	21
Emily White, UWA	17
Patti Collins, HSU	14
Aubree Hudson, UWA	14
Isabel Ramos, UWG	14
Casey Hammons, ATU	13
Edie Oliver, DSU	13
Dana Aldrich, ATU	13

Losses

Becca Sustaire, UAM	17
Kellie McFatter, CBU	16
Kacie Crider, UWG	15
Heather Colson, UWG	14
Nikki Dunn, CBU	12
Kate Brady, UAM	11
Alex Doyle, SAU	11
Cheyenn Savony, SAU	11
3 tied at	10

Hits allowed

Alex Lewis, UAH	54
Anna Ard, UNA	56
Stephanie Owen, VSU	69
Patti Collins, HSU	69
Katie Corbell, HSU	76
Aubree Hudson, UWA	77
Sarah Holub, SAU	86
Brittany McGee, UWA	91
Sam St. Hilaire, DSU	92
Beth McGhee, OBU	94

Runs allowed

Alex Lewis, UAH	18
Sage Woodham, UAH	28
Caitlin Lee, UAH	32
Anna Ard, UNA	32
Stephanie Owen, VSU	33
Patti Collins, HSU	36
Taren Walton, UWF	42
Brittany McGee, UWA	43
Aubree Hudson, UWA	44
Sam St. Hilaire, DSU	47

Earned runs allowed

Alex Lewis, UAH	13
Sage Woodham, UAH	18
Patti Collins, HSU	22
Anna Ard, UNA	25
Caitlin Lee, UAH	26
Stephanie Owen, VSU	28
Taren Walton, UWF	31
Aubree Hudson, UWA	32
Brittany McGee, UWA	33
Megan Niesel, UNA	36

Walks allowed

Alex Lewis, UAH	11
Crystal Robinson, OBU	15
Sabrina Roberts, UNA	16
Stephanie Owen, VSU	18
Brittany McGee, UWA	19
Caitlin Lee, UAH	19
Kristen Riggsbee, OBU	24
Edie Oliver, DSU	24
Sage Woodham, UAH	28
Jillian Lafrance, UWF	28

Doubles allowed

Anna Ard, UNA	1
Alex Lewis, UAH	7
Stephanie Owen, VSU	8
Sage Woodham, UAH	8
Brittany McGee, UWA	9
Aubree Hudson, UWA	9
Beth McGhee, OBU	10
Patti Collins, HSU	11
Katie Corbell, HSU	12
Caitlin Lee, UAH	12

Triples allowed

Emily Burge, UWF	0
Lauren Carley, HSU	0
Kristen Riggsbee, OBU	0
Taren Walton, UWF	0
Kate Moreland, DSU	0
Ashley Hill, VSU	0
Sam St. Hilaire, DSU	0
Caitlin Lee, UAH	0
Brittany McGee, UWA	0

Home runs allowed

Beth McGhee, OBU	2
Alex Lewis, UAH	2
Taren Walton, UWF	3
Crystal Robinson, OBU	4
Brittany McGee, UWA	4
Sage Woodham, UAH	5
Patti Collins, HSU	5
Aubree Hudson, UWA	6
Emily Burge, UWF	7
Katie Corbell, HSU	7

EAST DIVISION



WEST DIVISION





GSC SOFTBALL RECORD BOOK

TEAM RECORDS

HITTING AND FIELDING

AT BATS

Game:	
58-North Alabama vs. West Georgia	2008
49-Alabama-Huntsville vs. Saint Leo	2006
45-Ouachita Baptist vs. Arkansas-Monticello	2006
45-Alabama Huntsville vs. Thomas College	1996
44-Arkansas Tech vs. Missouri St. Louis	2007
44-Alabama-Huntsville vs. Lynn	2005
43-West Florida vs. Alabama-Huntsville	2006
43-Alabama-Huntsville vs. Valdosta State	1996
43-West Florida vs. Bellarmine	2002

Season:	
2,020-West Florida	2000
1,970-Delta State	2006
1,943-West Florida	2001
1,935-Alabama-Huntsville	1999
1,908-Alabama-Huntsville	2006
1,902-Alabama-Huntsville	2005
1,840-Arkansas-Monticello	2007
1,838-West Florida	1999
1,835-West Georgia	2006
1,809-Valdosta State	2003

BATTING AVERAGE

Season:	
363-Alabama-Huntsville [702-for-1935]	1999
340-Arkansas-Monticello [625-for-1840]	2007
334-Alabama-Huntsville [546-for-1637]	2008
330-Arkansas-Monticello [411-for-1233]	1998
330-Mississippi-Women [489-for-1483]	1998
329-Alabama-Huntsville [628-for-1908]	2006
328-Alabama-Huntsville [624-for-1902]	2005
328-Alabama-Huntsville [573-for-1748]	2001
327-Delta State	2003
326-Henderson State [344-for-1054]	2007

RUNS

Game:	
37-Delta State vs. Mississippi Valley State	1999
29-Arkansas-Monticello vs. Williams Baptist	2000
28-Delta State vs. Benedict College	2008
27-Henderson State vs. Tuskegee	2006
27-Mississippi College vs. Valdosta State	1987
26-Arkansas-Monticello vs. Central Baptist	2005
25-Arkansas Tech vs. LeMoyne Owen	2003
25-Alabama-Huntsville vs. Alabama A&M	1999
24-Alabama-Huntsville vs. Alabama A&M	2000
24-West Alabama vs. West Georgia	1992

Season:	
555-Alabama-Huntsville [74 games]	1999
435-Alabama-Huntsville [69 games]	2006
428-Alabama-Huntsville [68 games]	2005
422-Arkansas-Monticello [66 games]	2007
420-Alabama-Huntsville [61 games]	2008
420-Alabama-Huntsville [70 games]	2000
400-Delta State [72 games]	2006
392-Valdosta State [67 games]	2008
382-Alabama-Huntsville [66 games]	2001
378-Alabama-Huntsville [64 games]	2003

HITS

Game:	
28-Delta State vs. Mississippi Valley State	1999
26-Alabama-Huntsville vs. Alabama A&M	2000
25-Alabama Huntsville vs. Thomas College	1996
25-West Florida vs. Lindenwood	2002
24-Alabama-Huntsville vs. North Alabama	1999
23-Alabama-Huntsville vs. Stillman	2008
23-Henderson State vs. Tuskegee	2006
23-Christian Brothers vs. LeMoyne-Owen	2000
22-Henderson State vs. Central Baptist	2004
22-West Alabama vs. West Georgia	1992

HITS (cont.)

Season:	
702-Alabama-Huntsville [74 games]	1999
643-West Florida [72 games]	2000
628-Alabama-Huntsville [69 games]	2006
625-Arkansas-Monticello [66 games]	2007
624-Alabama-Huntsville [68 games]	2005
622-Delta State [72 games]	2006
594-Alabama-Huntsville [70 games]	2000
584-West Florida [70 games]	1999
585-West Florida [73 games]	2001
573-Alabama-Huntsville [66 games]	2001

DOUBLES

Game:	
11-Mississippi-Women vs. Stillman	1998
8-Alabama-Huntsville vs. Stillman	208
8-Alabama-Huntsville vs. Presbyterian	2000
8-West Florida vs. Valdosta State	2000
8-Delta State vs. Mississippi Valley State	1999
8-Alabama-Huntsville vs. Thomas	1996
7-Arkansas Tech vs. Mississippi Valley State	2003
7-Alabama-Huntsville vs. Alabama A&M	1999
7-West Alabama vs. Tennessee-Martin	1991
7-Valdosta State vs. Alabama-Huntsville	2007

Season:	
152-Alabama-Huntsville [74 games]	1999
127-Alabama-Huntsville [70 games]	2000
123-Alabama-Huntsville [61 games]	2008
120-Alabama-Huntsville [68 games]	2005
115-West Florida [72 games]	2000
114-Arkansas-Monticello [66 games]	2007
113-Alabama-Huntsville [69 games]	2006
107-West Florida [70 games]	1999
105-Lincoln Memorial [64 games]	2006
103-Mississippi-Women [58 games]	1998

TRIPLES

Game:	
7-Christian Brothers vs. LeMoyne-Owen	2000
5-Central Arkansas vs. Mississippi College	1996
4-Delta State vs. Stillman	2007
4-Alabama-Huntsville vs. Albany State	2006
4-Delta State v. Benedict	2006
4-Alabama-Huntsville vs. Missouri-St. Louis	2004
4-Henderson State vs. Central Baptist	2004
4-Alabama-Huntsville vs. Martin Methodist	1998
3-Held by 11 teams. Most recently by:	
Delta State vs. Benedict College	2008
West Alabama vs. William Carey	2004

Season:	
30-Valdosta State [51 games]	1993
27-Mississippi-Women [58 games]	1998
26-Lincoln Memorial [45 games]	1995
24-North Alabama [31 games]	1988
23-Alabama-Huntsville [63 games]	1996
23-Lincoln Memorial [48 games]	1994
22-Alabama-Huntsville [59 games]	2004
22-Lincoln Memorial [53 games]	1996
20-Lincoln Memorial [55 games]	1997
19-Southern Arkansas [59 games]	2000

HOME RUNS

Game:	
7-Henderson State vs. Texas A&M Kingsville	2008
7-Arkansas-Monticello vs. Stillman	2007
5-Held by 14 teams. Most recently by:	
Arkansas-Monticello vs. Indianapolis	2008
Alabama-Huntsville vs. Stillman	2008



Season:

98-Arkansas-Monticello (66 games)	2007
82-Valdosta State (67 games)	2008
78-Delta State (72 games)	2006
77-Alabama-Huntsville (74 games)	1999
68-Alabama-Huntsville (61 games)	2008
64-Alabama-Huntsville (69 games)	2006
63-West Alabama (59 games)	2007
61-Henderson State (57 games)	2008
60-Alabama-Huntsville (68 games)	2005
59-Alabama-Huntsville (70 games)	2000
56-Henderson State (58 games)	2006
55-North Alabama (56 games)	2005

RUNS BATTED IN

Game:

35-Delta State vs. Mississippi Valley State	1999
25-Delta State vs. Benedict College	2008
25-Arkansas Tech vs. LeMoyne Owen	2003
24-Alabama-Huntsville vs. Alabama A&M	2000
23-West Alabama vs. Clark Atlanta	2007
23-Henderson State vs. Tuskegee	2006
23-Arkansas-Monticello vs. Miss. Valley St.	2000
22-Central Arkansas vs. Mississippi College	1996
21-West Georgia vs. Clark Atlanta	2006
21-Alabama-Huntsville vs. Alabama A&M	1999
21-West Alabama vs. West Georgia	1992

TOTAL BASES

Game:

50-Arkansas-Monticello vs. Stillman	2007
48-Delta State vs. Mississippi Valley State	1999
45-Alabama-Huntsville vs. Stillman	2008
44-Henderson State vs. Central Baptist	2004
44-Alabama-Huntsville vs. Alabama A&M	2000
40-Christian Brothers vs. LeMoyne-Owen	2000
40-Alabama-Huntsville vs. North Alabama	1999
39-West Alabama vs. Mid-Continent	2007
37-West Georgia vs. Clark Atlanta	2006

Season:

1,111-Alabama-Huntsville (74 games)	1999
1,061-Arkansas-Monticello (66 games)	2007
984-Delta State (72 games)	2006
957-Alabama-Huntsville (69 games)	2006
944-Alabama-Huntsville (68 games)	2005
918-Alabama-Huntsville (70 games)	2000
912-Valdosta State (67 games)	2008
897-Alabama-Huntsville (61 games)	2008
869-West Florida (72 games)	2000
845-Alabama-Huntsville (66 games)	2001

SLUGGING PERCENTAGE

Season:

.577-Arkansas-Monticello	2007
.574-Alabama-Huntsville	1999
.548-Alabama-Huntsville	2008
.534-Henderson State	2007
.528-Henderson State	2004
.505-Valdosta State	2008
.502-Alabama-Huntsville	2006
.501-Valdosta State	2007
.499-Delta State	2006
.496-Alabama-Huntsville	2005

STOLEN BASES

Game:

15-West Alabama vs. West Georgia	1989
15-Mississippi College vs. Troy State	1986
11-Alabama-Huntsville vs. Albany State	2004
11-Arkansas Tech vs. LeMoyne Owen	2003
10-Arkansas Tech vs. Missouri St. Louis	2007
10-Mississippi-Women vs. Concordia	1998
9-Delta State vs. Henderson State	2001
8-Held by 13 teams. Most recently by:	
Alabama-Huntsville vs. Albany State	2007
West Alabama vs. Miles	2006
Delta State vs. West Georgia	2006

Season:

179-Valdosta State (60 games)	1995
168-Valdosta State (54 games)	1994
140-Delta State (72 games)	2006
139-West Florida (67 games)	1995

STOLEN BASE PERCENTAGE

Season: (Minimum 1.5 attempts per game)

.942-Delta State (114 SB, 121 SBA, XX games)	2003
.927-West Florida (139 SB, 150 SBA, 67 games)	1995
.902-West Florida (110 SB, 122 SBA, 67 games)	1998
.902-Central Arkansas (46 SB, 51 SBA, 28 games)	1996
.895-Arkansas-Monticello (51 SB, 57 SBA, 50 games)	2001
.895-Mississippi-Women (77 SB, 86 SBA, 48 games)	1997
.871-Delta State (101 SB, 116 SBA, 59 games)	2008

BASES ON BALLS

Game:

19-Arkansas-Monticello vs. Jackson State	1997
18-Delta State vs. Benedict College	2008
17-Central Arkansas vs. Williams Baptist	2000
17-Mississippi College vs. Troy State	1988
14-Henderson State vs. Tuskegee	2006
14-West Florida vs. Salem-Tieko	1997
14-West Florida vs. Mississippi College	1997
14-Christian Brothers vs. Alcorn State	1997

Season:

242-West Florida (65 games)	1997
234-Alabama-Huntsville (69 games)	2006
224-Mississippi College (39 games)	1987
210-Alabama-Huntsville (74 games)	1999
209-Alabama-Huntsville (70 games)	2000
203-Alabama-Huntsville (68 games)	2005
200-Alabama-Huntsville (64 games)	2003
192-Alabama-Huntsville (61 games)	2008
190-West Florida (66 games)	2005

STRIKEOUTS

Season:

393-Delta State (57 games)	1996
371-Valdosta State (55 games)	1998
341-West Florida (67 games)	1998
329-West Florida (66 games)	2005
321-Valdosta State (65 games)	2006
317-Arkansas-Monticello (66 games)	2007
303-West Florida (63 games)	2008
291-Henderson State (58 games)	2006
288-West Florida (59 games)	2007
288-Arkansas-Monticello (55 games)	2008

RUNNERS LEFT ON BASE

Game:

19-North Alabama vs. West Georgia	2008
18-Mississippi College vs. Valdosta State	1992
17-Arkansas-Monticello vs. Arkansas Tech	2004
16-West Florida vs. Missouri-Rolla	2002
15-Henderson State vs. Arkansas Tech	2007
15-Alabama-Huntsville vs. Saint Leo	2006
15-Arkansas-Monticello vs. Christian Brothers	2006
15-West Florida vs. Christian Brothers	2004
15-Valdosta State vs. Mississippi Women	2002

Season:

510-West Florida	2000
486-Alabama-Huntsville	2006
483-West Florida	2001
473-West Florida	2002
454-West Florida	1999
443-Alabama-Huntsville	2005
431-North Alabama	2006
429-Delta State	2006
423-Arkansas-Monticello	2000



GSC SOFTBALL RECORD BOOK

PUTOUTS

Game:	
54-North Alabama vs. West Georgia	2008
51-North Alabama vs. West Georgia	2008
39-Alabama-Huntsville vs. Saint Leo	2006
39-Alabama-Huntsville vs. Lynn	2005
36-Delta State vs. Henderson State	2001
33-Held by 12 teams. Most recently:	
Alabama-Huntsville vs. Arkansas Tech	2008

Season:	
1,502-West Florida [73 games]	2001
1,463-West Florida [72 games]	2000
1,455-Delta State [72 games]	2006
1,375-Valdosta State	2003
1,361-Alabama-Huntsville [70 games]	2000
1,360-West Florida [70 games]	1999
1,359-Alabama-Huntsville [68 games]	2005
1,348-Alabama-Huntsville [69 games]	2006
1,347-West Florida [67 games]	1998
1,329-Valdosta State [66 games]	2002

ASSISTS

Game:	
25-North Alabama vs. West Georgia	2008
23-North Alabama vs. West Georgia	2008
23-Central Arkansas vs. Northeastern State	2000
22-Central Arkansas vs. Delta State	1999
22-West Alabama vs. Nebraska-Kearney	1990
20-North Alabama vs. Augusta State	2007
20-Christian Brothers vs. Henderson State	2001
20-West Georgia vs. West Alabama	1999
20-Alabama-Huntsville vs. West Florida	1998

Season:	
685-Delta State [72 games]	2006
668-Alabama-Huntsville [64 games]	2003
659-Delta State [63 games]	2001
655-West Florida [73 games]	2001
652-West Florida [67 games]	1995
650-Lincoln Memorial [53 games]	1996
646-Alabama-Huntsville [53 games]	1996
643-Alabama-Huntsville [658 games]	2006
633-West Florida [59 games]	1996

ERRORS

Game:	
10-Mississippi College vs. Mississippi-Women	1996
10-Mississippi College vs. Southern Mississippi	1992
9-Central Arkansas vs. Mississippi-Women	1996
9-Alabama-Huntsville vs. Thomas College	1996
9-West Alabama vs. North Alabama	1993

FEWEST ERRORS

Season:	
42-Ouachita Baptist [41 games]	2006
43-Southern Arkansas [45 games]	2004
45-Valdosta State [56 games]	2007
48-North Alabama [53 games]	2007
48-Arkansas-Monticello [50 games]	2001
49-Christian Brothers [41 games]	2007
52-West Georgia [65 games]	2006
52-Delta State [59 games]	2008
52-Delta State [49 games]	1999

FIELDING PERCENTAGE

Season:	
976-Alabama-Huntsville [1361 PO, 552 A, 48 E]	2000
972-West Georgia [1295 PO, 504 A, 53 E]	2006
972-Alabama-Huntsville [1325 PO, 604 A, 55 E]	1999
970-Valdosta State [1098 PO, 365 A, 45 E]	2007
970-Alabama-Huntsville [1185 PO, 548 A, 53 E]	2004
969-North Alabama [1050 PO, 432 A, 48 E]	2007
969-North Alabama [1178 PO, 492 A, 53 E]	2006
969-Arkansas Tech [775 PO, 353 A, 36 E]	2004
969-West Florida [1502 PO, 655 A, 69 E]	2001
969-Alabama-Huntsville [1191 PO, 542 A, 55 E]	1998

DOUBLE PLAYS

Game:	
4-Alabama-Huntsville vs. Ouachita Baptist	2005
4-West Georgia vs. West Alabama	2001
4-Christian Brothers vs. Alcorn State	1997
3-Henderson State vs. West Alabama	2007
3-Southern Arkansas vs. Arkansas Tech	2006
3-Southern Arkansas vs. Texas Woman's	2006
3-Christian Brothers vs. Arkansas-Monticello	2006
3-Alabama-Huntsville vs. Southern Arkansas	2003
3-West Alabama vs. Mississippi-Women	2000
3-Alabama-Huntsville vs. West Florida	1996
3-Mississippi College vs. West Florida	1990
3-Mississippi College vs. Tennessee-Martin	1990

Season:	
35-Alabama-Huntsville [64 games]	2003
33-Southern Arkansas [54 games]	2007
28-Valdosta State [60 games]	1995
27-West Alabama [59 games]	1990
26-Alabama-Huntsville [68 games]	2005
24-Southern Arkansas [57 games]	2006
24-Mississippi College [46 games]	1988

PITCHING

INNINGS PITCHED

Game:	
18-North Alabama vs. West Georgia	2008
13-Alabama-Huntsville vs. Saint Leo	2006
13-West Florida vs. Florida Southern	2005
13-Alabama-Huntsville vs. Lynn	2005
12-Southern Arkansas vs. Henderson State	2005
12-Delta State vs. Henderson State	2001
12-Mississippi-Women vs. Southern Arkansas	2000
11-Held by 12 teams. Most recently by:	
Alabama-Huntsville vs. Arkansas Tech	2008

Season:	
500.2-West Florida [73 games]	2001
488.1-West Florida [72 games]	2000
485.1-Delta State [72 games]	2006
458.2-Valdosta State [70 games]	2003
453.2-Alabama-Huntsville [70 games]	2000
453.1-West Florida [70 games]	1999
449.1-Alabama-Huntsville [69 games]	2006
449.0-West Florida [67 games]	1998
443.0-Valdosta State [66 games]	2002
442.2-West Florida [66 games]	2005

STRIKEOUTS

Game:	
20-Delta State vs. Mississippi-Women	1998
19-Arkansas Tech vs. MidAmerica Nazarene	2007
18-Alabama-Huntsville vs. Saint Leo	2006
18-West Florida vs. Lincoln Memorial	2000
17-Christian Brothers vs. Central Arkansas	2006
17-Southern Arkansas vs. Emporia State	2004
17-Southern Arkansas vs. West Alabama	2004
17-Christian Brothers vs. Freed-Hardeman	2008
17-Christian Brothers vs. Bethel	2008

Season:	
482-West Florida	2005
450-West Florida	2007
423-Alabama-Huntsville	1999
420-West Florida	2000
400-West Florida	2006
386-West Florida	2008
380-Arkansas-Monticello	2000
361-Alabama-Huntsville	2001
363-Arkansas Tech	2008
360-West Florida	2001
358-Alabama-Huntsville	2008

GSC SOFTBALL RECORD BOOK



STRIKEOUT RATIO (Strikeouts per Z innings)

Season:	
9.17-West Florida (482 K, 442.2 IP)	2005
9.09-West Florida (450 K, 409.1 IP)	2007
8.52-Delta State (321 K, 263.2 IP)	1998
7.69-West Florida (400 K, 364.1 IP)	2006
7.29-Valdosta State (371 K, 356.0 IP)	1998
7.77-Southern Arkansas (342 K, 308.2 IP)	2004
6.78-Henderson State (301 K, 310.2 IP)	2004

EARNED RUN AVERAGE

Season:	
0.91-Lincoln Memorial (337.1 IP, 91 R, 44 ER)	1999
0.98-West Florida (442.2 IP, 85 R, 62 ER)	2005
1.00-Alabama-Huntsville (400.2 IP, 83 R, 57 ER)	2008
1.03-West Alabama (279.1, 103 R, 41 ER)	1995
1.03-Alabama-Huntsville (441.2 IP, 90 R, 65 ER)	1999
1.06-Alabama-Huntsville (297.0 IP, 84 R, 60 ER)	1998
1.11-West Florida (449.0 IP, 138 R, 71 ER)	1998
1.16-West Florida (500.2 IP, 119 R, 83 ER)	2001
1.25-West Florida (415.0 IP, 95 R, 74 ER)	2003
1.28-Southern Arkansas (338.2 IP, 108 R, 62 ER)	2001

SHUTOUTS

Season:	
36-Alabama-Huntsville (74 games)	1999
31-Alabama-Huntsville (62 games)	1998
28-West Florida (73 games)	2001
26-West Florida (66 games)	2005
25-Alabama-Huntsville (70 games)	2000
24-Alabama-Huntsville (61 games)	2008
24-West Florida (62 games)	2003
24-Alabama-Huntsville (66 games)	2001
24-West Florida (70 games)	1999
22-Valdosta State (68 games)	2003
20-Alabama-Huntsville (69 games)	2006
20-West Florida (65 games)	2002
20-West Florida (67 games)	1998

CONSECUTIVE SCORELESS INNINGS

50.1-West Florida	1998
37.1-Alabama-Huntsville	2008
35.0-Mississippi-Women	1994
33.2-Delta State	2003
33.0-Lincoln Memorial	1997

WALK RATIO (Walks per Z innings)

Season:	
0.62-Lincoln Memorial (30 BB/337.1 IP)	1998
0.99-Arkansas-Monticello (51 BB/360.2 IP)	1999
1.04-Mississippi College (37 BB/248.0 IP)	1995
1.06-Delta State (59BB/389.2)	2002
1.07-Lincoln Memorial (54 BB/351.2 IP)	1997
1.09-Delta State (50 BB/320.1 IP)	1999

WINS

Season:	
62-Alabama-Huntsville (12 losses)	1999
60-West Florida (6 losses)	2005
56-Alabama-Huntsville (14 losses)	2000
55-West Florida (17 losses, 1 tie)	2001
55-West Florida (17 losses)	2000
52-Alabama-Huntsville (9 losses)	2008
52-Alabama-Huntsville (17 losses)	2006
52-Alabama-Huntsville (16 losses)	2005
52-Alabama-Huntsville (14 losses)	2001
52-West Florida (16 losses)	1999

CONSECUTIVE VICTORIES

27-West Florida	2005
21-West Florida	1999
20-Alabama-Huntsville	1999
20-West Florida	1998
19-Henderson State	2004
19-West Florida	2000
17-Alabama-Huntsville	2005
17-Mississippi-Women	1996
16-Alabama-Huntsville	1998
16-Valdosta State	1996
16-West Alabama	1998
16-Mississippi College	1997

WINNING PERCENTAGE

Season:	
.909-West Florida (60-6)	2005
.852-Alabama-Huntsville (52-9)	2008
.843-Valdosta State (43-8)	1993
.839-Valdosta State (47-9)	2007
.838-Alabama-Huntsville (62-12)	1999
.814-Alabama-Huntsville (48-11)	2004
.806-West Florida (50-12)	2003
.800-Alabama-Huntsville (56-14)	2000
.800-Valdosta State (40-10)	1996

INDIVIDUAL RECORDS

HITTING AND FIELDING

GAMES PLAYED

Career:	
270-Stephanie Berry, Alabama-Huntsville	1998-01
270-Audrey Williams, Alabama-Huntsville	1998-01
268-Krissy Styrna, West Florida	1999-02
263-Lane Davis, Alabama-Huntsville	1998-01
261-Cindie Corey, West Florida	1997-00
252-Nancy Rosado, West Florida	1998-01
249-Kristin Spencer, Alabama-Huntsville	2003-06
248-Kellie Corder, Alabama-Huntsville	2003-06
248-Rachel Hamby, Alabama-Huntsville	2001-04
244-Tonya Coffey, Valdosta State	2001-04
244-Erin Smith, West Florida	1995-98

AT BATS

Game:	
8-Sarah Whitlow, North Alabama vs. West Georgia	2008
8-Jennifer Sharp, North Alabama vs. West Georgia	2008
7-Candice Brown, West Georgia vs. North Alabama	2008
7-Adrienne Clay, West Georgia vs. North Alabama	2008
7-Tia Williams, West Georgia vs. North Alabama	2008
7-Lindsay Kragt, West Georgia vs. North Alabama	2008
7-Erica Colee, West Georgia vs. North Alabama	2008
7-Laura Simpson, Delta State vs. Mississippi Valley State	1999

Season:

265-Nikki Johnson, West Florida	2000
261-Melanie Carter, Alabama-Huntsville	2003
257-Ashlee Nodturf, Delta State	2006
254-Shannon Sims, Alabama-Huntsville	2003
252-Nikki Johnson, West Florida	2001
242-Alyse Hasty, Delta State	2006
239-Kristin Spencer, Alabama-Huntsville	2006
230-Stephanie Berry, Alabama-Huntsville	2000
230-Cindie Corey, West Florida	2000
228-Kristin Spencer, Alabama-Huntsville	2005

Career:

795-Melanie Carter, Alabama-Huntsville	2000-03
793-Krissy Styrna, West Florida	1999-02
786-Audrey Williams, Alabama-Huntsville	1998-01
771-Cindie Corey, West Florida	1997-00
760-Stephanie Berry, Alabama-Huntsville	1998-01
756-Alyse Hasty, Delta State	2003-06
739-Rachel Hamby, Alabama-Huntsville	2001-04
739-Tonya Coffey, Valdosta State	2001-04
737-Kristin Spencer, Alabama-Huntsville	2003-06
723-Lane Davis, Alabama-Huntsville	1998-01



GSC SOFTBALL RECORD BOOK

BATTING AVERAGE

Season: (Minimum 20 At Bats per Team Game)

.533-Barbara Berry, West Georgia (40-for-75).....	1989
.478-Tracy Porter, Alabama-Huntsville (88-for-184).....	1999
.470-Lane Davis, Alabama-Huntsville (94-for-200).....	1999
.464-Amy Watkins, North Alabama (45-for-97).....	1989
.464-Jill Burnett, West Florida (102-for-220).....	1997
.459-Brittany Tillery, Delta State (79-for-172).....	2008
.459-Zayne Smith, West Alabama (78-170).....	1999
.457-Heidi Martin, Arkansas-Monticello (84-for-184).....	2002

Career (Minimum 250 AB and two seasons):

.455-Jill Burnett, West Florida (198-for-435).....	1997-98
.430-Ryann Ellingsworth (174 for 405).....	2002-03
.403-Zayne Smith, West Alabama (230-for-571).....	1999-02
.409-Lisa Smith, Jacksonville State.....	1992-93
.399-Audrey Williams, Alabama-Huntsville (314-for-786).....	1998-01
.396-Kelcie Glidden, Henderson State.....	2005-08
.395-Blake Baskin, West Florida (251-for-636).....	1998-00
.386-Alyse Hasty, Delta State (292-for-756).....	2003-06

RUNS SCORED

6-Leslie Lancaster, Delta State vs. Mississippi Valley State.....	1999
5-Marilyn Cooper, Alabama-Huntsville vs. Stillman.....	2008
5-Chasey Niebrugge, Delta State vs. Benedict College.....	2008
5-Kristen Rigsbee, Ouachita Baptist vs. Bacone.....	2008
5-Kelcie Glidden, Henderson State vs. Tuskegee.....	2006
5-Stephanie Berry, Alabama-Huntsville vs. Alabama A&M.....	2000
5-Julie McConathy, Arkansas-Monticello.....	2000

Season:

77-Alyse Hasty, Delta State.....	2006
72-Meredith Heckel, Arkansas-Monticello.....	2007
69-Ashlee Nodturt, Delta State.....	2006
68-Audrey Williams, Alabama-Huntsville.....	1999
68-Katrenna Ramsey, Valdosta State.....	1995
66-Marilyn Cooper, Alabama-Huntsville.....	2008
66-Lindsey Greene, North Alabama.....	2006
66-Stephanie Berry, Alabama-Huntsville.....	2000
65-Stephanie Berry, Alabama-Huntsville.....	2001
64-Julie McConathy, Arkansas-Monticello.....	2000

Career:

231-Melanie Carter, Alabama-Huntsville.....	2000-03
224-Stephanie Berry, Alabama-Huntsville.....	1998-01
204-Audrey Williams, Alabama-Huntsville.....	1998-01
202-Alyse Hasty, Delta State.....	2003-06
196-Kelcie Glidden, Henderson State.....	2005-08
188-Lindsey Greene, North Alabama.....	2005-08
187-Stephanie Pinto, Alabama-Huntsville.....	2004-07
180-Meredith Heckel, Arkansas-Monticello.....	2005-08
171-Jodie Scott, Arkansas-Monticello.....	2003-06
168-Kristin Spencer, Alabama-Huntsville.....	2003-06

HITS

6-Lauran Lewis, Henderson State vs. Tuskegee.....	2006
5-Held by ten players. Most recently by: Three times in.....	2008

Consecutive Hits:

23-Heather Shugart, West Alabama.....	2007
14-Jessie Inman, Alabama-Huntsville.....	2003
12-Jill Burnett, West Florida.....	1998
11-Sharon Elmore, Mississippi-Women.....	1996
10-Jill Burnett, West Florida.....	1997
9-Blake Baskin, West Florida.....	1999
9-Jamie Sutton, Mississippi-Women.....	1996

Consecutive Games:

30-Whitney Brannon, Southern Arkansas.....	2007
25-Lacy Serman, Lincoln Memorial.....	1999
24-Meredith Heckel, Arkansas-Monticello.....	2007
20-Blake Baskin, West Florida.....	1999
18-Stephanie Pinto, Alabama-Huntsville.....	2005
18-Lisa Dreher, Central Arkansas.....	1998
16-Stephanie Hollis, Arkansas-Monticello.....	2001

16-Ginger Hall, Mississippi-Women.....	1996
15-Sarah Maulonico, Mississippi-Women.....	2003
15-Christine Howell, Mississippi-Women.....	2003
15-Nikki Johnson, West Florida.....	2000

Season:

102-Jill Burnett, West Florida.....	1997
101-Alyse Hasty, Delta State.....	2006
99-Meredith Heckel, Arkansas-Monticello.....	2007
96-Nikki Johnson, West Florida.....	2000
96-Jill Burnett, West Florida.....	1998
95-Kristin Spencer, Alabama-Huntsville.....	2006
94-Audrey Williams, Alabama-Huntsville.....	1999
92-Blake Baskin, West Florida.....	1999
91-Ashlee Nodturt, Delta State.....	2006
90-Ryann Ellingsworth, Valdosta State.....	2003

Career:

314-Audrey Williams, Alabama-Huntsville.....	1998-01
304-Melanie Carter, Alabama-Huntsville.....	2000-03
292-Alyse Hasty, Delta State.....	2003-06
280-Krissy Styrna, West Florida.....	1999-02
277-Kelcie Glidden, Henderson State.....	2005-08
273-Kristin Spencer, Alabama-Huntsville.....	2003-06
269-Stephanie Pinto, Alabama-Huntsville.....	2004-07
266-Lindsey Greene, North Alabama.....	2005-08
264-Meredith Heckel, Arkansas-Monticello.....	2005-08
251-Blake Baskin, West Florida.....	1998-00
251-Tracy Porter, Alabama-Huntsville.....	1996-99

DOUBLES

29-Kristin Spencer, Alabama-Huntsville.....	2005
28-Zayne Smith, West Alabama.....	1999
27-Jill Burnett, West Florida.....	1997
25-Cassie Blackwood, Southern Arkansas.....	2005
25-Blake Baskin, West Florida.....	2000
25-Blake Baskin, West Florida.....	1999
24-Stephanie Pinto, Alabama-Huntsville.....	2006
23-Ashlee Nodturt, Delta State.....	2006
23-Kelcie Glidden, Henderson State.....	2006
23-Audrey Williams, Alabama-Huntsville.....	2000
23-Tracy Porter, Alabama-Huntsville.....	1999
23-Jamie Sutton, Mississippi-Women.....	1998
23-Kelly Blizman, Valdosta State.....	1995

Career:

65-Melanie Carter, Alabama-Huntsville.....	2000-03
64-Blake Baskin, West Florida.....	1998-00
63-Krissy Styrna, West Florida.....	1999-02
63-Audrey Williams, Alabama-Huntsville.....	1998-01
63-Zayne Smith, West Alabama.....	1999-02
62-Stephanie Pinto, Alabama-Huntsville.....	2004-07
58-Jodie Scott, Arkansas-Monticello.....	2003-06
58-Jamie Sutton, Mississippi-Women.....	1996-98
55-Kristin Spencer, Alabama-Huntsville.....	2003-06
53-Kelcie Glidden, Henderson State.....	2005-08

TRIPLES

3-Brittany Tillery, Delta State vs. Stillman.....	2007
2-Held by 15 players. Most recently by: Sarah Pratt, Arkansas Tech vs. Christian Brothers.....	2007
Becca Aszman, Valdosta State vs. West Georgia.....	2006
Jessica Liddy, North Alabama vs. Clark Atlanta.....	2006

Season:

11-Nikki Carter, Lincoln Memorial.....	1995
11-Libby Parks, Valdosta State.....	1993
8-Jodie Scott, Arkansas-Monticello.....	2003
8-Tracy Porter, Alabama-Huntsville.....	1996
8-LaTonya Roberts, West Florida.....	1995
8-Libby Parks, Valdosta State.....	1994
8-Kim Southall, Valdosta State.....	1993
8-Laurin Cross, Delta State.....	1991
8-Bobbie Jo Carter, West Alabama.....	1990

GSC SOFTBALL RECORD BOOK



Career:

21-Nikki Carter, Lincoln Memorial	1993-96
20-Shelley Robinson, Lincoln Memorial	1995-98
20-Libby Parks, Valdosta State	1992-95
19-Kim Southall, Valdosta State	1991-94
15-Jodie Scott, Arkansas-Monticello	2003-06
15-Kristie Grant, North Alabama	1989-91
17-Bobbie Jo Carter, West Alabama	1989-92

HOME RUNS

Game:

3-Meredith Heckel, Arkansas-Monticello vs. Indianapolis	2008
3-Emily Burge, West Florida vs. Christian Brothers	2008
3-Kelcie Glidden, Henderson State vs. Arkansas Tech	2007
3-Tabitha Hairelson, West Florida vs. West Alabama	2006
3-Chelsie McNew, Lincoln Memorial vs. Central Arkansas	2006
3-Shannon Goggins, West Alabama vs. Southern Arkansas	2005
3-Karen Taylor, Arkansas-Monticello vs. Miss. Valley St.	2000

Season:

23-Stephanie Pinto, Alabama-Huntsville	2005
22-Meredith Heckel, Arkansas-Monticello	2007
21-Heather Shugart, West Alabama	2007
19-Kristina Ely, Valdosta State	2008
19-Kellie Corder, Alabama-Huntsville	2006
19-Jill Burnett, West Florida	1998
18-Alyse Hasty, Delta State	2006
18-Laure Lockaby, Arkansas-Monticello	2003
17-Alyse Hasty, Delta State	2005
17-Holly Willis, Valdosta State	2006
17-Tracy Porter, Alabama-Huntsville	1998

Career:

57-Stephanie Pinto, Alabama-Huntsville	2004-07
51-Meredith Heckel, Arkansas-Monticello	2005-08
50-Kelcie Glidden, Henderson State	2005-08
45-Heather Shugart, West Alabama	2004-07
44-Melanie Carter, Alabama-Huntsville	2000-03
42-Amy Harris, Alabama-Huntsville	2005-08
42-Robin Williams, Valdosta State	2005-08
42-Alyse Hasty, Delta State	2003-06

RUNS BATTED IN

Game:

11-Tabitha Hairelson, West Florida vs. West Alabama	2006
10-Leslie Lancaster, Delta State vs. Miss. Valley St.	1999
9-Lauran Lewis, Henderson State vs. Central Baptist	2004
7-Kaci Yount, Henderson State vs. Evangel	2008
7-Kristina Ely, Valdosta State vs. Ouachita Baptist	2008
7-Sheila Jordan, West Alabama vs. Mid-Continent	2007
7-Shannon Goggins, West Alabama vs. Southern Arkansas	2005
7-Stephanie Pinto, Alabama-Huntsville vs. Albany State	2004
7-Karen Taylor, Arkansas-Monticello vs. Miss. Valley St.	2000
7-Misty Gray, Alabama-Huntsville vs. Martin Methodist	1999
7-Katrina Bibb, Mississippi College	1987

Season:

79-Jill Burnett, West Florida	1998
75-Stephanie Pinto, Alabama-Huntsville	2005
75-Jill Burnett, West Florida	1997
73-Heather Shugart, West Alabama	2007
73-Lane Davis, Alabama-Huntsville	1999
71-Julie Bowen, Arkansas-Monticello	2000
70-Kellie Corder, Alabama-Huntsville	2006
70-Melanie Carter, Alabama-Huntsville	2003
68-Jenny Dunn, Arkansas-Monticello	2007
67-Stephanie Pinto, Alabama-Huntsville	2006

Career:

233-Melanie Carter, Alabama-Huntsville	2000-03
230-Stephanie Pinto, Alabama-Huntsville	2004-07
179-Shannon Silms, Alabama-Huntsville	2000-03
178-Tracy Porter, Alabama-Huntsville	1996-99
177-Audrey Williams, Alabama-Huntsville	1998-01
175-Amy Harris, Alabama-Huntsville	2005-08
174-Lane Davis, Alabama-Huntsville	1998-01
172-Alyse Hasty, Delta State	2003-06
170-Robin Williams, Valdosta State	2005-08
166-Meredith Heckel, Arkansas-Monticello	2005-08
166-Kellie Corder, Alabama-Huntsville	2003-06
166-Kristi Braverman, Alabama-Huntsville/DSU	1999-03

TOTAL BASES

Game:

15-Leslie Lancaster, Delta State vs. Miss. Valley St.	1999
12-Meredith Heckel, Arkansas-Monticello vs. Indianapolis	2008
12-Emily Burge, West Florida vs. Christian Brothers	2008
12-Kelcie Glidden, Henderson State vs. Arkansas Tech	2007
12-Tabitha Hairelson, West Florida vs. West Alabama	2006
12-Chelsie McNew, Lincoln Memorial vs. Central Arkansas	2006
12-Shannon Goggins, West Alabama vs. Southern Arkansas	2005
12-Lauran Lewis, Henderson State vs. Central Baptist	2004
12-Audrey Williams, Alabama-Huntsville vs. Mississippi-Women	2001
12-Karen Taylor, Arkansas-Monticello vs. Miss. Valley St.	2000
12-Mary Schilling, Central Arkansas vs. Delta State	2000

Season:

189-Meredith Heckel, Arkansas-Monticello	2007
182-Alyse Hasty, Delta State	2006
177-Jill Burnett, West Florida	1998
172-Stephanie Pinto, Alabama-Huntsville	2005
161-Stephanie Pinto, Alabama-Huntsville	2006
161-Ashlee Nodhturf, Delta State	2006
159-Blake Baskin, West Florida	1999
158-Blake Baskin, West Florida	2000
158-Tracy Porter, Alabama-Huntsville	1999
157-Jill Burnett, West Florida	1997

Career:

519-Melanie Carter, Alabama-Huntsville	2000-03
516-Stephanie Pinto, Alabama-Huntsville	2004-07
514-Alyse Hasty, Delta State	2003-06
502-Shannon Goggins, West Alabama	2004-07
484-Kelcie Glidden, Henderson State	2005-08
470-Meredith Heckel, Arkansas-Monticello	2005-08
436-Blake Baskin, West Florida	1998-00
433-Audrey Williams, Alabama-Huntsville	1998-01
432-Tracy Porter, Alabama-Huntsville	1996-99
404-Lane Davis, Alabama-Huntsville	1998-01

SLUGGING PERCENTAGE

Season: (Minimum 20 At Bats per Team Game)

.859-Tracy Porter, Alabama-Huntsville (158 TB, 184 AB)	1999
.835-Stephanie Pinto, Alabama-Huntsville (172 TB, 206 AB)	2005
.836-Meredith Heckel, Arkansas-Monticello (189, 226 AB)	2007
.834-Stephanie Pinto, Alabama-Huntsville (161 TB, 193 AB)	2006
.824-Heather Shugart, West Alabama (150 TB, 209 AB)	2007
.823-Jill Burnett, West Florida (177 TB, 215 AB)	1998
.778-Susan Musselwhite, Mississippi College (70 TB, 90 AB)	1994
.775-Tracy Porter, Alabama-Huntsville (124 TB, 160 AB)	1998
.770-Lindsey Causey, Henderson State (114 TB, 148 AB)	2004
.752-Alyse Hasty, Delta State (182 TB, 242 AB)	2006
.744-Melanie Carter, Alabama-Huntsville (145 TB, 195 TB)	2003

Career: (Minimum 250 At Bats and two seasons)

.768-Jill Burnett, West Florida (334 TB, 435 AB)	1997-98
.736-Stephanie Pinto, Alabama-Huntsville (516 TB, 577 AB)	2004-07
.708-Laure Lockaby, Arkansas-Monticello (226 TB, 319 AB)	2003-04
.695-Kelcie Glidden, Henderson State	2005-08
.686-Blake Baskin, West Florida (436 TB, 636 AB)	1998-00
.682-Laure Simpson, Delta State (384 TB, 563 AB)	1996-99
.670-Shannon Goggins, West Alabama (181 TB, 270 AB)	2004-2007
.655-Meredith Heckel, Arkansas-Monticello	2005-08
.655-Tracy Porter, Alabama-Huntsville (432 TB, 660 AB)	1996-99
.653-Melanie Carter, Alabama-Huntsville (519 TB, 795 AB)	2000-03

STOLEN BASES

Game:

5-Kayla Curbow, Ouachita Baptist vs. Arkansas Tech	2006
5-Nikki Johnson, West Florida vs. Valdosta State	2000
5-Kelly Fricke, West Alabama	1997
5-Latrena Stills, Arkansas-Monticello vs. Mississippi College	1996
4-Held by 11 players. Most recently by: Alyse Hasty, Delta State (3 times)	2006



GSC SOFTBALL RECORD BOOK

Consecutive:

67-Stephanie Berry, Alabama-Huntsville	2000-01
36-Jennifer Gober, West Alabama	1997-00
36-Jamie Sutton, Mississippi-Women	1996-97
31-Cindie Corey, West Florida	1998-00
31-Erin Smith, West Florida	1996-97
31-Jill Penderghest, West Florida	1995
30-Tiffany Clary, West Florida	1995

Season:

59-Alyse Hasty, Delta State	2006
54-Tiffany Clary, West Florida	1995
47-Stephanie Berry, Alabama-Huntsville	2001
44-Libby Parks, Valdosta State	1994
43-Lyndsey Knight, Southern Arkansas	2003
42-Libby Parks, Valdosta State	1995
39-Erin Smith, West Florida	1997
38-Tessa Ray, Henderson State	2006
37-Leslie Pourciau, Delta State	2002
36-Leslie Pourciau, Delta State	2003
36-Stephanie Berry, Alabama-Huntsville	2000

Career:

135-Alyse Hasty, Delta State	2003-06
132-Stephanie Berry, Alabama-Huntsville	1998-01
122-Libby Parks, Valdosta State	1992-95
114-Leslie Pourciau, Miss.-Women/Delta State	1999-03
107-Erin Smith, West Florida	1995-98
105-Kelcie Glidden, Henderson State	2005-08
98-Stacey Sassone, Valdosta State	1992-95
96-Lauren Frazier, Southern Arkansas	2002-05
96-Mozette Timmons, West Alabama	1989-92
95-Lyndsey Knight, Southern Arkansas	2001-04

STOLEN BASE PERCENTAGE

Career: (Minimum 50 attempts and two seasons)

.964-Jennifer Gober, West Alabama [54 SB, 56 SBA]	1997-00
.960-Mozette Timmons, West Alabama [96 SB, 100 SBA]	1989-92
.943-Stephanie Berry, Alabama-Huntsville [132 SB, 140 SBA]	1998-01
.930-Erin Smith, West Florida [107 SB, 115 SBA]	1995-98
.922-Maegan Bell, Central Arkansas [94 SB, 102 SBA]	2004-06
.918-Jamie Sutton, Mississippi-Women [X SB, X SBA]	1996-98
.917-Libby Parks, Valdosta State [122 SB, 133 SBA]	1992-95
.913-Lyndsey Knight, Southern Arkansas [95 SB, 104 SBA]	2001-04
.891-Stacey Sassone, Valdosta State [98 SB, 110 SBA]	1992-95
.877-Ginger Hall, Mississippi-Women [57 SB, 65 SBA]	1994-96

SACRIFICE HITS

Season:

25-Jenny McDuffie, Valdosta State	2003
23-Erin Smith, West Florida	1996
22-Christina Joseph, Southern Arkansas	2004
22-Elizabeth Pelezo, Delta State	1997
20-Anna Parker, Alabama-Huntsville	2006
20-Allison Morell, Valdosta State	1994
20-Melinda Honeycutt, West Alabama	1988

Career:

63-Paula Carrito, Christian Brothers	2003-06
61-Erin Smith, West Florida	1995-98
46-Nann Fanguie, West Florida	1996-99
46-Brandi Brown, Alabama-Huntsville	1996-99
45-Kelly Fricke, West Alabama	1994-97
44-Nancy Rosado, West Florida	1998-01
41-Christina Joseph, Southern Arkansas	2004-07
39-Lori Galloway, West Alabama	1988-91
38-Cindy Corey, West Florida	1997-00
37-Leigh Ann Bounds, West Alabama	1993-96
37-DeAnn Mundinger, West Alabama	1990-93
37-Cindy Willie, West Alabama	1989-91

SACRIFICE FLIES

Season:

10-Laura Jo McFall, North Alabama	1994
7-Missy Fitch, Mississippi-Women	1996
6-Kellie Corder, Alabama-Huntsville	2006
6-Ashley Tate, Alabama-Huntsville	2005
6-Alex Acosta, Valdosta State	2008

Career:

14-Stephanie Pinto, Alabama-Huntsville	2004-07
11-Krissy Styryna, West Florida	1999-02
10-Laura Jo McFall, North Alabama	1992-94
9-Cheyenne Savory, Southern Arkansas	2004-08
9-Summer Reeves, Alabama-Huntsville	2003-06
9-Shelley Robinson, Lincoln Memorial	1995-98
9-Missy Fitch, Mississippi-Women	1994-97
8-Kellie Corder, Alabama-Huntsville	2003-06
8-Kristin Spencer, Alabama-Huntsville	2003-06
8-Julie McConathy, Arkansas-Monticello	1997-00
8-Stephanie Brown, Lincoln Memorial	1996-98
8-Kelly Blizman, Valdosta State	1992-95
8-Nikki Carter, Lincoln Memorial	1993-96

BASES ON BALLS

Game:

4-Laura Bagwell, West Alabama vs. West Georgia	2008
4-Chelsea Carr, Delta State vs. Benedict College	2008
4-Kristina Prater, Alabama-Huntsville vs. Miles	2008
4-Telecia Ramsey, Valdosta State vs. Lander	2007
4-Laura Bagwell, West Alabama vs. Judson College	2007
4-Lindsey Greene, North Alabama vs. West Georgia	2006
4-Stephanie Pinto, Alabama-Huntsville vs. Nova Southeastern	2006
4-Peaches Ramsey, Valdosta State vs. West Alabama	2006
4-Melanie Carter, Alabama-Huntsville vs. Alabama ASM	2000
4-Jennifer Gregory, Arkansas-Monticello vs. Williams Baptist	1998
4-Jennifer Holman, Southern Arkansas vs. Henderson State	1999
4-Jeana Schmidt, West Florida vs. Lincoln	1999
4-Jill Burnett, West Florida vs. Valdosta State	1998
4-Marcie Bruner, Arkansas-Monticello vs. Jackson State	1997
4-Leigh Ann Beane, Mississippi College	1998

Season:

56-Stephanie Pinto, Alabama-Huntsville	2006
49-Nicky VanCamp, West Florida	2008
47-Lindsey Greene, North Alabama	2006
45-Robin Williams, Valdosta State	2008
40-Peaches Ramsey, Valdosta State	2006
37-Melanie Brennan, West Florida	1997
36-Jeaniel Pati, Henderson State	2006
35-Marilyn Cooper, Alabama-Huntsville	2008
35-Erin Smith, West Florida	1997

Career:

141-Stephanie Pinto, Alabama-Huntsville	2004-07
108-Lindsey Greene, North Alabama	2005-08
105-Mary Carlisle, West Georgia	2005-08
105-Melanie Carter, Alabama-Huntsville	2000-03
103-Robin Williams, Valdosta State	2008
99-Nann Fanguie, West Florida	1996-99
97-Audrey Williams, Alabama-Huntsville	1998-01
91-Jodie Scott, Arkansas-Monticello	2003-06
90-Bobbie Jo Carter, West Alabama	1989-92

PUTOUTS

Game:

20-Blake Baskin, West Florida vs. Lincoln Memorial	2000
19-Erica Meza, Arkansas Tech vs. MidAmerica Nazarene	2007
19-Kim Crain, Central Arkansas vs. Northeastern State	2000
19-Becky Lores, Alabama-Huntsville	1998
18-Sydney Sneed, West Alabama vs. Delta State	2006
18-Lauren Zavelli, Christian Brothers vs. Central Arkansas	2006
18-Katie Tillman, Alabama-Huntsville	2002
18-Megan Davis, West Georgia vs. Abilene Christian	2001
18-Viveca Hutchinson, West Georgia vs. West Alabama	2000
18-Devra Stacks, West Alabama	1995
18-Nikki Carter, Lincoln Memorial	1996

GSC SOFTBALL RECORD BOOK



Season:

528-Meredith Coleman, Delta State	2006
506-Jill Burnett, West Florida	1997
505-Jessica Orso, West Florida	2001
505-Becky Lores, Alabama-Huntsville	1996
502-Jill Burnett, West Florida	1998
485-Drucilla Sapp, West Florida	1996
471-Meredith Heckel, Arkansas-Monticello	2007
462-Stephanie Fletcher, Delta State	2002
455-Meredith Heckel, Arkansas-Monticello	2006
454-Meredith Heckel, Arkansas-Monticello	2008
450-Kai Paul, Mississippi-Women	2000
450-Jeana Schmidt, West Florida	2000

Career:

1,596-Meredith Heckel, Arkansas-Monticello	2005-08
1,377-Meredith Coleman	2003-06
1,127-Marquita Smith, Central Arkansas	2003-06
1,011-Natalie Manis, West Florida	2003-06
1,008-Jill Burnett, West Florida	1997-98
993-Blake Baskin, West Florida	1998-00
966-Jeannie Crnkovic, Delta State	1995-98
952-Robin Williams, Valdosta State	2005-08
941-Renea Harrison, Alabama-Huntsville	1998-01
933-Nikki Carter, Lincoln Memorial	1993-96

ASSISTS

Game:

13-Isabel Ramos, West Georgia vs. North Alabama	2008
11-Wendy Hurst, Alabama-Huntsville vs. Thomas College	1996
11-Lori Galloway, West Alabama	1989
10-Held by four players. Most recently by: Amy Harris, Alabama-Huntsville vs. Florida Southern	2007

Season:

200-Ashlee Nodturtft, Delta State	2006
187-Melanie Carter, Alabama-Huntsville	2003
185-Gemma Gibson, Arkansas-Monticello	2007
180-Casey Bourgoyne, Delta State	2001
169-Kellie Corder, Alabama-Huntsville	2005
162-Sarah Reed, Arkansas-Monticello	2006
162-Jodi Foye, West Florida	1996
160-Chris Sunderhaus, Lincoln Memorial	1996
159-Ashley Camp, Alabama-Huntsville	2006
159-Ashley Tate, Alabama-Huntsville	2005
159-Brandi Brown, Alabama-Huntsville	1996
159-Casey Bourgoyne, Delta State	2002

Career:

604-Kellie Corder, Alabama-Huntsville	2003-06
598-Casey Bourgoyne, Delta State	1999-02
580-Kim Southall, Valdosta State	1991-94
538-Gemma Gibson, Arkansas-Monticello	2005-08
531-Sarah Reed, Arkansas-Monticello	2004-07
523-Melanie Carter, Alabama-Huntsville	2000-03
503-Nann Fanguie, West Florida	1996-99
500-Audrey Williams, Alabama-Huntsville	1998-01
476-Brandi Brown, Alabama-Huntsville	1996-99
460-Susan Musselwhite, Mississippi College	1991-94

ERRORS

Game:

5-Brandi Brown, Alabama-Huntsville vs. Thomas College	1996
5-Sharon Elmore, Mississippi-Women vs. North Alabama	1996
5-Leslie Hanna, West Alabama	1990

PITCHING RECORDS

APPEARANCES

Season:

62-Wendy Hurst, Alabama-Huntsville	1996
52-Kayla King, Southern Arkansas	2006
50-Karie Newton, Valdosta State	1997
50-Selena Emerson, West Florida	1996
49-Vicki Pierce, Valdosta State	1996
47-Anna Lamb, Henderson State	2006
47-Nicki Genre, Delta State	1999
45-Krissy Styrna, West Florida	2001
45-Wendy Hurst, Alabama-Huntsville	1999

Career:

186-Wendy Hurst, Alabama-Huntsville	1996-99
152-Mandi Foster, Delta State	1995-98
143-Nicki Genre, Delta State	1999-02
144-Chris Sunderhaus, Lincoln Memorial	1994-97
135-Lori Galloway, West Alabama	1988-91
134-Sandy Morgan, West Florida	1997-00
131-Lane Davis, Alabama-Huntsville	1998-01
127-Kristen Lindsey, Valdosta State	2005-08
127-Jenny Hess, Alabama-Huntsville	2004-07
127-Andrea Elkins, Mississippi-Women	1997-01
127-Susan Musselwhite, Mississippi College	1991-94

GAMES STARTED

Season:

59-Wendy Hurst, Alabama-Huntsville	1996
50-Selena Emerson, West Florida	1996
47-Nicki Genre, Delta State	2002
46-Vicki Pierce, Valdosta State	1996
42-Wendy Hurst, Alabama-Huntsville	1999
41-Anna Lamb, Henderson State	2006
41-Nicki Genre, Delta State	1999
40-Krissy Styrna, West Florida	2001
40-Karie Newton, Valdosta State	1997
40-Lori Galloway, West Alabama	1988

Career:

163-Wendy Hurst, Alabama-Huntsville	1996-99
134-Chris Sunderhaus, Lincoln Memorial	1994-97
118-Susan Musselwhite, Mississippi College	1991-94
116-Lori Galloway, West Alabama	1988-91
114-Lindsey Kight, Arkansas-Monticello	2001-04
114-Sandy Morgan, West Florida	1997-00
109-Jana Fields, West Alabama	1994-97
106-Lane Davis, Alabama-Huntsville	1998-01
106-Tracey Brewer, Mississippi College	1987-90
100-Krissy Styrna, West Florida	1999-02

COMPLETE GAMES

Season:

57-Wendy Hurst, Alabama-Huntsville	1996
45-Selena Emerson, West Florida	1996
40-Vicki Pierce, Valdosta State	1996
40-Lori Galloway, West Alabama	1988
39-Nicki Genre, Delta State	1999
38-Chris Sunderhaus, Lincoln Memorial	1994

Career:

147-Wendy Hurst, Alabama-Huntsville	1996-99
129-Chris Sunderhaus, Lincoln Memorial	1994-97
113-Lori Galloway, West Alabama	1988-91
111-Susan Musselwhite, Mississippi College	1991-94
108-Lindsey Kight, Arkansas-Monticello	2001-04
106-Tracey Brewer, Mississippi College	1987-90
100-Jana Fields, West Alabama	1994-97
94-Sandy Morgan, West Florida	1997-00
91-Jenny Lauer, West Alabama	1992-95
89-Krissy Styrna, West Florida	1999-02

INNINGS PITCHED

Game:

18.0-Kacie Crider, West Georgia vs. North Alabama	2008
17.0-Megan Niesel, North Alabama vs. West Georgia	2008
13.0-Amber Browning, West Florida vs. Florida Southern	2005
12.0-Lindsey Skinner, Alabama-Huntsville vs. Lynn	2005
12.0-Jenny Meziere, Southern Arkansas vs. Mississippi-Women	2000
11.1-Cassie Blackwood, Southern Arkansas vs. Henderson State	2005
11.0-Held by seven players: Most recently by Kacie Crider, West Georgia vs. Barry	2006

Season:

411.0-Wendy Hurst, Alabama-Huntsville	1996
323.0-Vicki Pierce, Valdosta State	1996
305.1-Selena Emerson, West Florida	1996
303.1-Karie Newton, Valdosta State	1997
291.2-Krissy Styrna, West Florida	2001



GSC SOFTBALL RECORD BOOK

Career:

1,100.1-Wendy Hurst, Alabama-Huntsville	1996-99
859.3 Nicki Genre, Delta State	1999-02
850.0-Lori Galloway, West Alabama	1988-91
818.0-Susan Musselwhite, Mississippi College	1991-94
790.1-Lindsey Kight, Arkansas-Monticello	2001-04
763.0-Sandy Morgan, West Florida	1997-00
752.1-Chris Sunderhaus, Lincoln Memorial	1994-97
732.2-Jana Fields, West Alabama	1994-97
704.0-Lane Davis, Alabama-Huntsville	1998-01
693.1-Krissy Styra, West Florida	1999-02

WINS

Consecutive:	
20-Lindsey Kight, Arkansas-Monticello	2003
17-Caitlin Lee, Alabama-Huntsville	2008
16-Duana Meseyton, Delta State	2003-04
15-Christine Palmer, Henderson State	2004
14-Jackie Moore, West Florida	2003
13-Lindsey Skinner, Alabama-Huntsville	2004
13-Erica Miller, Alabama-Huntsville	2002
13-Tanya Teague, West Florida	2002
12-Krissy Styra, West Florida	2001
12-Krissy Styra, West Florida	1999
12-Jackie Schur, Alabama-Huntsville	1998

Season:	
40-Wendy Hurst, Alabama-Huntsville (40-19)	1996
39-Vicki Pierce, Valdosta State (39-9)	1996
36-Wendy Hurst, Alabama-Huntsville (36-8)	1999
35-Amber Browning, West Florida (35-5)	2005
35-Nicki Genre, Delta State (35-9)	2002
34-Krissy Styra, West Florida	2001
33-Lori Galloway, West Alabama (33-11)	1988
32-Lane Davis, Alabama-Huntsville (32-4)	2001
32-Karie Newton, Valdosta State (32-13)	1997
30-Anna Lamb, Henderson State (30-14)	2006
30-Lane Davis, Alabama-Huntsville (30-9)	2000

Career	
115-Wendy Hurst, Alabama Huntsville (115-52)	1988-91
92-Lori Galloway, West Alabama (92-36)	1988-91
89-Lindsey Kight, Arkansas-Monticello (89-26)	2001-04
87-Lane Davis, Alabama-Huntsville (87-21)	1998-01
85-Nicki Genre, Delta State ()	1999-02
84-Sandy Morgan, West Florida (84-28)	1997-00
80-Krissy Styra, West Florida (80-22)	1999-02
78-Mandi Foster, Delta State (78-36)	1995-98
71-Sage Woodham, Alabama-Huntsville (71-19)	2006-present

WON-LOST PERCENTAGE

Season: (Minimum 20 Decisions)	
920-Brianna Collis, Valdosta State (20-2)	2007
903-Kelly Blizman, Valdosta State (28-3)	1993
889-Lane Davis, Alabama-Huntsville (32-4)	2001
875-Amber Browning, West Florida (35-5)	2005
857-Kristen Lindsey, Valdosta State (18-3)	2007
857-Jackie Moore, West Florida (24-4)	2003
846-Kelly Blizman, Valdosta State (22-4)	1994
840-Duana Meseyton, Delta State (21-4)	2003
826-Katrina Fornich, Alabama-Huntsville (19-4)	2003
818-Sage Woodham, Alabama-Huntsville (22-5)	2008
818-Alison North, Arkansas-Monticello (18-4)	2007
818-Wendy Hurst, Alabama-Huntsville (36-8)	1999

Career: (Minimum two seasons and 40 decisions)	
868-Jenny Hess, Alabama-Huntsville (46-7)	2004-07
813-Krissy Styra, West Florida (65-15)	1999-02
806-Lane Davis, Alabama-Huntsville (87-21)	1998-01
795-Kelly Blizman, Valdosta State (70-18)	1993-96
789-Sage Woodham, Alabama-Huntsville (71-19)	2005-08
784-Krissy Styra, West Florida (80-22)	1999-02
783-Jackie Schur, Alabama-Huntsville (47-13)	1997-00
773-Lindsey Kight, Arkansas-Monticello (89-26)	2001-04
762-Stacey Young, Valdosta State (45-14)	1994-95
760-Lindsey Skinner, MUW/UAH (35-11)	2003-04
750-Sandy Morgan, West Florida (84-28)	1997-00

SAVES

Season:	
11-Jenny Hess, Alabama-Huntsville	2006
10-Alex Lewis, Alabama-Huntsville	2008
8-Britni Adcox, Delta State	2008
7-Courtney Funderburk, Alabama-Huntsville	2003
7-Jenny Hess, Alabama-Huntsville	2007

Career:	
21-Jenny Hess, Alabama-Huntsville	2004-07
12-Britni Adcox, Delta State	2006-current
10-Alex Lewis, Alabama-Huntsville	2008-current
10-Courtney Funderburk, Alabama-Huntsville	2002-03
9-Meggan Lee, Delta State	2000-03
8-Heidi Herber, Lincoln Memorial	1997-00
7-Andrea Elkins, Mississippi-Women	1997-01
6-Kristen Lindsey, Valdosta State	2005-08
6-Andrea Elkins, Mississippi-Women	1998-00
6-Sandy Morgan, West Florida	1997-00
6-Megan Niesel, North Alabama	2006-07

STRIKEOUTS

Game:	
20-Mandi Foster, Delta State vs. Mississippi-Women	1998
19-Emily Horne, Arkansas Tech vs. MidAmerica Nazarene	2007
18-Sandy Morgan, West Florida vs. Lincoln Memorial	2000
17-Nikki Dunn, Christian Brothers vs. Bethel	2008
17-Nikki Dunn, Christian Brothers vs. Freed-Hardeman	2008
17-Nikki Dunn, Christian Brothers vs. Central Arkansas	2006
17-Krystal Poulin, Southern Arkansas vs. Emporia State	2004
17-Krystal Poulin, Southern Arkansas vs. West Alabama	2004

Season:	
380-Amber Browning, West Florida	2005
308-Lindsey Kight, Arkansas-Monticello	2003
295-Mandi Foster, Delta State	1996
288-Mandi Foster, Delta State	1998
286-Vicki Pierce, Valdosta State	1996
268-Lane Davis, Alabama-Huntsville	2000
267-Krystal Poulin, Southern Arkansas	2004
261-Wendy Hurst, Alabama-Huntsville	1996
256-Mandi Foster, Delta State	1997
251-Wendy Hurst, Alabama-Huntsville	1999

Career:	
985-Lindsey Kight, Arkansas-Monticello	2001-04
925-Mandi Foster, Delta State	1995-98
892-Wendy Hurst, Alabama-Huntsville	1996-99
685-Lane Davis, Alabama-Huntsville	1999-01
678-Sandy Morgan, West Florida	1997-00
531-Jana Fields, West Alabama	1994-97
508-Sage Woodham, Alabama-Huntsville	2006-present
497-Krystal Poulin, Southern Arkansas	2002-04
478-Krissy Styra, West Florida	1999-02
473-Kristen Lindsey, Valdosta State	2005-08

STRIKEOUT RATIO

Season (Strikeouts per 7 innings, Minimum 75 innings)	
10.43-Krystal Poulin, Southern Arkansas	2004
10.39-Mandi Foster, Delta State	1996
9.95-Amber Browning, West Florida	2005
9.90-Mandi Foster, Delta State	1998
9.71-Lindsey Kight, Arkansas-Monticello	2003
8.76-Mandi Foster, Delta State	1997
8.74-Christine Palmer, Henderson State	2004
8.69-Lindsey Kight, Arkansas-Monticello	2001
8.60-Nikki Dunn, Christian Brothers	2006
8.41-Amy Perry, Valdosta State	1998

GSC SOFTBALL RECORD BOOK



Career: (per 7 inn.; Minimum 200 innings and 2 seasons)

8.99-Mandi Foster, Delta State [925 K, 720.0 IP]	1995-98
8.73-Lindsey Kight, Arkansas-Monticello [985 K, 790.1 IP]	2001-04
7.80-Krystal Poulin, Southern Arkansas	2002-04
7.11-Joanna Velsquez, Central Arkansas [234 K, 329 IP]	1999-00
6.81-Lane Davis, Alabama-Huntsville [685 K, 704.0 IP]	1998-01
6.70-Lindsay Ellingsworth, Valdosta State [267 K, 279.1 IP]	2001-02
6.22-Sandy Morgan, West Florida [678 K, 763.0 IP]	1997-00
6.17-Sage Woodham, Alabama-Huntsville [508 K, 576.2 IP]	2006-present
6.16-Jackie Moore, West Florida [357 K, 405.2 IP]	2003-04
5.89-Jackie Schur, Alabama-Huntsville	1997-00

NO HITTERS

Season:	
3-Lane Davis, Alabama-Huntsville	2000
3-Sandy Morgan, West Florida	1999
2-Held by nine players. Most recently by:	
Megan Niesel, North Alabama	2006
Emily Burge, West Florida	2006

Career:	
6-Lindsey Kight, Arkansas-Monticello	2001-04
6-Lane Davis, Alabama-Huntsville	1998-01
5-Wendy Hurst, Alabama-Huntsville	1996-99
4-Sandy Morgan, West Florida	1997-00
4-Leann Buneta, West Florida	1995, 97-98
3-Kaley Kleinpeter, West Alabama	1990-92
2-Held by nine players. Most recently by:	
Megan Niesel, North Alabama	2006
Emily Burge, West Florida	2006

PERFECT GAMES

Megan Niesel, North Alabama v. Kentucky State	2006
Jennifer Buckley, West Florida at West Alabama	2006
Anna Lamb, Henderson State v. William Carey	2006
Stephanie Glienke, North Alabama v. Clark Atlanta	2006
Jenny Hess, Alabama-Huntsville v. Clark Atlanta	2005
Ashley Burkett/Lindsay Rymes, Arkansas-Monticello v. Central Baptist	2005
Tara Gober, West Georgia v. Georgia College & State	2005
Amber Browning, West Florida v. Brevard	2005
Amber Browning, West Florida v. Shawnee State	2005
Laura Dixon, Delta State v. Central Arkansas	2005
Krystal Poulin, Southern Arkansas v. North Alabama	2004
Jennifer Leal, Henderson State v. Central Baptist	2004
Ashley Burkett, Arkansas-Monticello v. Ouachita Baptist	2004
Krystal Poulin, Southern Arkansas v. Delta State	2004
Ashley Holmes, Mississippi-Women v. William Carey	2003
Lindsey Kight, Arkansas-Monticello v. Valdosta State	2003
Lindsey Kight, Arkansas-Monticello vs. New England College	2002
Lindsey Kight, Arkansas-Monticello vs. Delta State	2002
Nicki Genre, Delta State vs. Christian Brothers	2002
Lane Davis, Alabama-Huntsville vs. West Alabama	2001
Lindsey Kight, Arkansas-Monticello vs. Emporia State	2001
Lauren Arnold, Mississippi-Women vs. Christian Brothers	2001
Angie Johnson, West Florida vs. Minnesota-Morris	2001
Krissy Styrna, West Florida vs. Emporia State	2001
Lane Davis, Alabama-Huntsville vs. Athens State	2000
Lane Davis, Alabama-Huntsville vs. Christian Brothers	2000
Kenda Mayes, Arkansas-Monticello vs. Henderson State	2000
Sandy Morgan, West Florida vs. West Georgia	1999
Beth Russell, Arkansas-Monticello vs. Mississippi Valley State	1997

EARNED RUN AVERAGE

Season: (Minimum 1.0 innings pitched per team game)	
0.50-Missy Durante, Valdosta State	1993
0.65-Wendy Hurst, Alabama-Huntsville	1998
0.68-Amber Browning, West Florida	2005
0.77-Susan Musselwhite, Mississippi College	1993
0.78-Lindsey Kight, Arkansas-Monticello	2004
0.81-Krystal Poulin, Southern Arkansas	2004
0.81-Leann Buneta, West Florida	1995
0.82-Lindsey Kight, Arkansas-Monticello	2003
0.84-Susan Musselwhite, Mississippi College	1994

Career: (Minimum 200 innings and two seasons)

0.96-Lindsey Kight, Arkansas-Monticello [109 ER, 790.1 IP]	2001-04
1.03-Leann Buneta, West Florida [79 ER, 535.2 IP]	1995, 1997-98
1.08-Wendy Hurst, Alabama-Huntsville [169 ER, 1,100.1 IP]	1996-99
1.17-Sage Woodham, Alabama-Huntsville [96 ER, 576.2 IP]	2006-Present
1.18-Susan Musselwhite, Mississippi College [138 ER, 816.0 IP]	1991-94
1.20-Ashley Holmes, Mississippi-Women [49 ER, 286.1 IP]	2002-03
1.23-Lane Davis, Alabama-Huntsville [124 ER, 704.0 IP]	1998-01
1.23-Heidi Herber, Lincoln Memorial [75 ER, 453.0 IP]	1997-00
1.27-Kandi Pollard, Mississippi-Women [101 ER, 558.2 IP]	1994-97
1.28-Jackie Moore, West Florida [74 ER, 405.2 IP]	2003-04

SHUTOUTS

Season:	
23-Wendy Hurst, Alabama-Huntsville	1999
18-Amber Browning, West Florida	2005
17-Lindsey Kight, Arkansas-Monticello	2003
17-Nicki Genre, Delta State	2002
16-Krissy Styrna, West Florida	2001
16-Wendy Hurst, Alabama-Huntsville	1998
16-Karie Newton, Valdosta State	1997
15-Vicki Pierce, Valdosta State	1996
14-Lane Davis, Alabama-Huntsville	2000
13-Sandy Morgan, West Florida	2000
13-Sandy Morgan, West Florida	1999

Career:	
55-Wendy Hurst, Alabama-Huntsville	1996-99
49-Lindsey Kight, Arkansas-Monticello	2001-04
42-Sandy Morgan, West Florida	1997-00
35-Lane Davis, Alabama-Huntsville	1998-01
35-Nicki Genre, Delta State	1999-02
30-Joni Dusenberry, Mississippi-Women	1996-99
29-Sage Woodham, Alabama-Huntsville	2006-present
28-Krissy Styrna, West Florida	1999-02
26-Nicki Miller, Lincoln Memorial	1998-01
26-Kenda Mayes, Arkansas-Monticello	1998-01
24-Heidi Herber, Lincoln Memorial	1997-00
24-Karie Newton, Valdosta State	1997-99

CONSECUTIVE SCORELESS INNINGS PITCHED

69.0-Amber Browning, West Florida	2005
40.0-Wendy Hurst, Alabama-Huntsville	1999
39.2-Sandy Morgan, West Florida	1998
35.1-Wendy Hurst, Alabama-Huntsville	1998
35.0-Heidi Herber, Lincoln Memorial	1997
34.1-Tanya Teague, West Florida	2003
33.0-Jackie Moore, West Florida	2003
30.0-Heather Burk, Mississippi-Women	1996
29.1-Krissy Styrna, West Florida	2001
28.0-Duana Meseyton, Delta State	2001

CONSECUTIVE SHUTOUTS

8-Amber Browning, West Florida	2005
8-Wendy Hurst, Alabama-Huntsville	1998
5-Jackie Moore, West Florida	2003
5-Tanya Teague, West Florida	2003
5-Lane Davis, Alabama-Huntsville	2000
5-Sandy Morgan, West Florida	1998
5-Heidi Herber, Lincoln Memorial	1997
5-Heather Burk, Mississippi-Women	1996
4-Duana Meseyton, Delta State	2001
4-Wendy Hurst, Alabama-Huntsville	1999



GSC SOFTBALL RECORD BOOK

COACHING RECORDS

CAREER WINS

689-Tami Cyr, West Florida (280 losses, 1 tie)	1994-present
618-Les Stuedeman, Alabama-Huntsville (209 losses)	1996-present
419-Alvy Early, Arkansas-Monticello (232 losses, 2 ties)	1997-present
413-Janet Montgomery, West Alabama (468 losses, 1 tie)	1989-present
337-Dan Burns, Lincoln Memorial (250 losses)	1995-06
335-David Kuhn, Delta State (196 losses)	1999-present
303-Ron Durante, Valdosta State (113 losses)	1992-99
252-Rita Higginbotham, Mississippi-Women (153 losses)	1994-02
199-Jeremy Reece, North Alabama (180 losses)	2002-present
191-Erika Swanson, West Georgia (201 losses)	2003-present
164-John Garris, Delta State/Henderson State (123 losses, 1 tie)	1994-98, 2002-03
152-Kendra McDaniel, Valdosta State (100 losses)	2001-04

CAREER WINNING PERCENTAGE (Minimum three seasons)

.747-Les Stuedeman, Alabama-Huntsville (618-209)	1996-present
.728-Ron Durante, Valdosta State (303-111)	1992-99
.723-Thomas Marcera, Valdosta State (136-52)	2006-present
.711-Tami Cyr, West Florida (689-280-1)	1994-present
.644-Alvy Early, Arkansas-Monticello (419-232-2)	1997-present
624-David Kuhn, Delta State (368-222)	1999-08
624-Rita Higginbotham, Mississippi-Women (282-170)	1994-2003
640-Richie Bruister, Henderson State (163-93)	2005-08
607-Rita Easterling, Mississippi College (102-66)	1986-89
603-Kendra McDaniel, Valdosta State (152-100)	2001-04
587-Dan Burns, Lincoln Memorial (337-250)	1995-06
571-John Garris, Delta State/Henderson State (164-123-1)	1994-98, 2002-03

GSC SOFTBALL ANNUAL STANDINGS



[GSC Champion in **BOLD**]

1986
No standings were kept. The GSC Tournament determined the first champion, which was the University of North Alabama.

TEAM	1987 CONFERENCE			OVERALL		
	W	L	PCT	W	L	PCT
North Alabama	20	11	.645	20	11	.645
Mississippi College	28	9	.756	28	9	.756
Tennessee-Martin	12	12	.500	12	12	.500
West Georgia	21	13	.617	21	13	.617
Delta State	12	24	.333	12	24	.333
West Alabama	17	25	.404	17	25	.404
Troy State	0	0	.000	0	0	.000
Valdosta State	6	23	.206	6	23	.206

TEAM	1988 EAST DIVISION CONFERENCE			OVERALL		
	W	L	PCT	W	L	PCT
West Alabama	42	13	.764	42	13	.764
Troy State	14	12	.538	14	12	.538
West Georgia	8	13	.381	8	13	.381
Jacksonville State	6	24	.200	6	24	.200
Valdosta State	1	25	.038	1	25	.038

TEAM	1988 WEST DIVISION CONFERENCE			OVERALL		
	W	L	PCT	W	L	PCT
North Alabama	21	10	.677	21	10	.677
Mississippi College	26	20	.565	26	20	.565
Tennessee-Martin	15	13	.536	15	13	.536
Delta State	7	25	.219	7	25	.219

TEAM	1989 EAST DIVISION CONFERENCE			OVERALL		
	W	L	PCT	W	L	PCT
West Alabama	32	18	.640	32	18	.640
Troy State	13	21	.382	13	21	.382
Jacksonville State	11	21	.344	11	21	.344
Valdosta State	7	24	.226	7	24	.226
West Georgia	2	29	.065	2	29	.065

TEAM	1989 WEST DIVISION CONFERENCE			OVERALL		
	W	L	PCT	W	L	PCT
North Alabama	17	14	.548	17	14	.548
Mississippi College	26	23	.531	26	23	.531

TEAM	1990 EAST DIVISION CONFERENCE			OVERALL		
	W	L	PCT	W	L	PCT
Jacksonville State	25	13	.658	25	13	.658
West Alabama	37	22	.627	37	22	.627
Troy State	21	21	.500	21	21	.500
Valdosta State	10	31	.244	10	31	.244
West Georgia	5	32	.135	5	32	.135

TEAM	1990 WEST DIVISION CONFERENCE			OVERALL		
	W	L	PCT	W	L	PCT
Mississippi College	18	14	.563	18	14	.563
Delta State	16	30	.348	16	30	.348
North Alabama	7	19	.269	7	19	.269

TEAM	1991 EAST DIVISION CONFERENCE			OVERALL		
	W	L	PCT	W	L	PCT
West Alabama	34	9	.791	34	9	.791
Jacksonville State	23	19	.548	23	19	.548
Troy State	16	21	.432	16	21	.432
Valdosta State	17	23	.425	17	23	.425
West Georgia	3	40	.070	3	40	.070

TEAM	1991 WEST DIVISION CONFERENCE			OVERALL		
	W	L	PCT	W	L	PCT
Tennessee-Martin	39	13	.750	39	13	.750
Mississippi College	18	17	.514	18	17	.514
North Alabama	13	17	.433	13	17	.433
Delta State	11	26	.297	11	26	.297

TEAM	1992 CONFERENCE			OVERALL		
	W	L	PCT	W	L	PCT
Delta State	7	1	.875	16	14	.533
Valdosta State	7	1	.875	28	11	.718
West Alabama	7	3	.700	21	23	.477
Jacksonville State	6	6	.500	22	24	.478
Mississippi College	3	3	.500	16	26	.384
North Alabama	1	7	.125	6	27	.182
West Georgia	0	10	.000	2	37	.051

TEAM	1993 EAST DIVISION CONFERENCE			OVERALL		
	W	L	PCT	W	L	PCT
Valdosta State	10	0	1.000	43	8	.843
Jacksonville State	5	5	.500	15	21	.417
West Georgia	4	7	.364	7	34	.171
Lincoln Memorial	1	8	.111	10	26	.278

TEAM	1993 WEST DIVISION CONFERENCE			OVERALL		
	W	L	PCT	W	L	PCT
Mississippi College	9	3	.750	25	14	.641
Delta State	6	6	.500	10	26	.278
West Alabama	5	7	.417	14	32	.304
North Alabama	4	8	.333	10	20	.333

TEAM	1994 EAST DIVISION CONFERENCE			OVERALL		
	W	L	PCT	W	L	PCT
Valdosta State	15	1	.938	42	12	.777
Lincoln Memorial	10	10	.500	18	30	.375
North Alabama	7	9	.437	23	19	.547
West Georgia	1	15	.063	2	44	.043

TEAM	1994 WEST DIVISION CONFERENCE			OVERALL		
	W	L	PCT	W	L	PCT
Mississippi-Women	12	2	.857	30	10	.750
West Alabama	11	3	.785	22	26	.458
Delta State	5	10	.333	24	25	.480
Mississippi College	5	15	.250	15	19	.441



GSC SOFTBALL ANNUAL STANDINGS

1995

TEAM	EAST DIVISION CONFERENCE			OVERALL		
	W	L	PCT	W	L	PCT
West Florida	17	1	.944	44	23	.656
Valdosta State	15	3	.833	44	16	.733
North Alabama	8	12	.400	18	25	.418
Lincoln Memorial	6	14	.300	20	26	.434
West Georgia	3	17	.150	6	39	.133

WEST DIVISION CONFERENCE

TEAM	CONFERENCE			OVERALL		
	W	L	PCT	W	L	PCT
West Alabama	11	4	.733	22	20	.523
Mississippi-Women	10	7	.588	30	27	.526
Delta State	8	7	.533	32	12	.727
Mississippi College	2	15	.117	13	24	.351

1996

TEAM	EAST DIVISION CONFERENCE			OVERALL		
	W	L	PCT	W	L	PCT
Valdosta State	18	4	.818	40	10	.800
Alabama-Huntsville	16	8	.667	42	21	.667
Lincoln Memorial	14	10	.583	31	22	.585
West Alabama	12	12	.500	25	25	.500
West Florida	10	12	.455	29	30	.492
North Alabama	8	14	.364	13	32	.289
West Georgia	2	20	.091	9	39	.188

WEST DIVISION CONFERENCE

TEAM	CONFERENCE			OVERALL		
	W	L	PCT	W	L	PCT
Delta State	13	1	.929	42	15	.737
Mississippi-Women	13	3	.813	37	19	.661
Central Arkansas	7	7	.500	14	14	.500
Mississippi College	4	12	.250	4	24	.143
Arkansas-Monticello	1	15	.063	4	22	.154

1997

TEAM	EAST DIVISION CONFERENCE				OVERALL			
	W	L	T	PCT	W	L	T	PCT
Valdosta State	16	7	0	.696	40	24	0	.625
West Florida	16	8	0	.667	46	19	0	.708
West Alabama	14	8	0	.636	32	18	0	.640
Lincoln Memorial	14	10	0	.583	35	20	0	.636
Alabama-Huntsville	13	10	0	.565	24	23	1	.511
North Alabama	0	22	0	.000	1	41	0	.024

WEST DIVISION CONFERENCE

TEAM	CONFERENCE				OVERALL			
	W	L	T	PCT	W	L	T	PCT
Delta State	13	2	1	.844	35	23	1	.602
Mississippi-Women	11	5	0	.688	26	22	0	.542
Arkansas-Monticello	7	8	1	.469	20	18	1	.526
Central Arkansas	6	10	0	.375	12	25	0	.324
Christian Brothers	2	14	0	.125	8	33	0	.195

1998

TEAM	EAST DIVISION CONFERENCE			OVERALL		
	W	L	PCT	W	L	PCT
West Florida	19	5	.792	49	18	.731
Alabama-Huntsville	18	8	.667	45	17	.726
Valdosta State	12	8	.600	38	17	.691
Lincoln Memorial	12	9	.571	31	18	.633
North Alabama	10	10	.500	23	27	.460
West Alabama	4	17	.211	16	32	.333
West Georgia	4	20	.167	6	36	.143

WEST DIVISION CONFERENCE

TEAM	CONFERENCE			OVERALL		
	W	L	PCT	W	L	PCT
Delta State	8	2	.800	23	17	.575
Mississippi-Women	12	4	.750	42	16	.724
Central Arkansas	8	8	.500	20	28	.417
Arkansas-Monticello	6	8	.429	31	15	.674
Christian Brothers	0	10	.000	1	19	.050

1999

TEAM	EAST DIVISION CONFERENCE			OVERALL		
	W	L	PCT	W	L	PCT
West Florida	21	2	.913	54	16	.771
Alabama-Huntsville	18	4	.818	62	12	.838
Lincoln Memorial	13	11	.542	33	22	.600
Valdosta State	12	12	.500	24	30	.444
West Alabama	9	12	.429	27	29	.482
North Alabama	7	17	.292	16	27	.372
West Georgia	1	23	.042	6	41	.128

WEST DIVISION CONFERENCE

TEAM	CONFERENCE			OVERALL		
	W	L	PCT	W	L	PCT
Mississippi-Women	17	5	.773	42	14	.750
Delta State	14	6	.700	31	18	.633
Central Arkansas	14	8	.636	26	19	.578
Arkansas-Monticello	12	8	.600	39	17	.696
Southern Arkansas	13	10	.565	22	25	.468
Christian Brothers	6	18	.200	9	25	.265
Henderson State	1	23	.042	3	33	.083

2000

TEAM	EAST DIVISION CONFERENCE			OVERALL		
	W	L	PCT	W	L	PCT
West Florida	20	2	.909	55	17	.763
Alabama-Huntsville	20	4	.833	56	14	.800
North Alabama	11	13	.458	31	25	.554
Lincoln Memorial	10	14	.417	30	19	.612
West Alabama	8	15	.348	22	33	.402
West Georgia	6	16	.273	22	25	.469
Valdosta State	6	17	.261	14	38	.269

WEST DIVISION CONFERENCE

TEAM	CONFERENCE			OVERALL		
	W	L	PCT	W	L	PCT
Arkansas-Monticello	18	6	.750	41	23	.639
Southern Arkansas	15	6	.714	34	25	.576
Central Arkansas	17	7	.708	29	21	.580
Mississippi-Women	13	8	.619	32	25	.561
Delta State	12	11	.522	27	26	.509
Christian Brothers	3	21	.125	8	31	.205
Henderson State	2	21	.087	17	26	.395

GSC SOFTBALL ANNUAL STANDINGS



2001

EAST DIVISION

TEAM	CONFERENCE			OVERALL		
	W	L	PCT	W	L	PCT
Alabama-Huntsville	24	4	.857	52	14	.788
West Florida	21	7	.750	55	17	.761
Valdosta State	16	12	.571	28	22	.560
Lincoln Memorial	14	11	.560	37	18	.673
Mississippi-Women	11	17	.393	26	21	.553
North Alabama	11	17	.393	24	28	.462
West Alabama	8	17	.320	20	24	.455
West Georgia	4	24	.143	8	33	.202

WEST DIVISION

TEAM	CONFERENCE			OVERALL		
	W	L	PCT	W	L	PCT
Arkansas-Monticello	17	3	.850	37	14	.740
Delta State	15	5	.750	31	31	.508
Southern Arkansas	12	8	.600	28	21	.571
Central Arkansas	10	10	.500	29	31	.404
Christian Brothers	4	16	.200	11	27	.290
Henderson State	2	18	.100	8	24	.250

2002

EAST DIVISION

TEAM	CONFERENCE			OVERALL		
	W	L	PCT	W	L	PCT
West Florida	22	4	.846	48	17	.739
Alabama-Huntsville	19	5	.792	42	19	.689
Valdosta State	22	6	.786	45	21	.682
West Georgia	13	15	.464	22	27	.449
Mississippi-Women	8	16	.333	21	20	.512
North Alabama	8	18	.308	20	30	.400
Lincoln Memorial	8	18	.308	30	29	.509
West Alabama	8	17	.320	20	24	.455

WEST DIVISION

TEAM	CONFERENCE			OVERALL		
	W	L	PCT	W	L	PCT
Arkansas-Monticello	15	3	.833	37	16	.698
Delta State	16	4	.800	42	16	.724
Southern Arkansas	10	8	.556	21	36	.368
Central Arkansas	11	9	.550	26	31	.456
Christian Brothers	5	15	.250	20	21	.488
Henderson State	1	19	.050	8	31	.205

2003

EAST DIVISION

TEAM	W	L	PCT	W	L	T	PCT
	West Florida	22	6	.786	50	12	0
Valdosta State	21	7	.750	49	21	0	.700
Alabama-Huntsville	18	6	.750	46	18	1	.719
Mississippi-Women	13	11	.542	30	17	0	.638
West Georgia	9	15	.375	29	28	0	.508
West Alabama	7	14	.333	19	21	0	.475
Lincoln Memorial	7	18	.280	26	26	0	.500
North Alabama	7	21	.250	24	35	0	.407

WEST DIVISION

TEAM	W	L	PCT	W	L	T	PCT
	Arkansas-Monticello	18	4	.818	42	10	0
Southern Arkansas	18	4	.818	31	19	0	.620
Delta State	19	7	.731	38	14	0	.731
Central Arkansas	12	14	.462	17	27	0	.386
Christian Brothers	7	15	.318	14	28	0	.333
Henderson State	4	22	.154	10	29	0	.256
Ouachita Baptist	2	20	.091	11	39	0	.220
Arkansas Tech	-	-	-	21	9	0	.700

2004

EAST DIVISION

TEAM	W	L	PCT	W	L	PCT
Alabama-Huntsville	22	0	1.000	48	11	.814
West Florida	17	5	.773	36	20	.643
Valdosta State	11	11	.500	30	35	.462
Lincoln Memorial	11	12	.478	31	28	.525
West Georgia	9	14	.391	21	38	.356
North Alabama	7	14	.333	19	33	.365
West Alabama	4	18	.182	11	35	.239

WEST DIVISION

TEAM	W	L	PCT	W	L	PCT
Arkansas-Monticello	19	5	.792	36	13	.735
Delta State	16	7	.700	36	16	.692
Henderson State	15	9	.625	34	13	.723
Southern Arkansas	13	10	.565	26	19	.578
Central Arkansas	9	12	.430	17	27	.386
Christian Brothers	8	14	.364	15	26	.366
Arkansas Tech	6	16	.273	15	26	.366
Ouachita Baptist	2	22	.083	14	37	.275

2005

EAST DIVISION

TEAM	W	L	PCT	W	L	PCT
West Florida	24	1	.960	60	6	.909
Alabama-Huntsville	15	7	.682	52	16	.765
North Alabama	17	8	.680	36	20	.643
Valdosta State	14	12	.538	26	40	.394
Lincoln Memorial	14	12	.538	34	25	.576
West Georgia	7	16	.304	23	29	.442
West Alabama	5	20	.200	17	35	.327

WEST DIVISION

TEAM	W	L	PCT	W	L	PCT
Delta State	22	6	.786	41	26	.612
Henderson State	14	14	.500	24	28	.462
Southern Arkansas	14	14	.500	30	26	.535
Arkansas-Monticello	12	16	.429	34	24	.586
Central Arkansas	11	17	.393	19	28	.404
Arkansas Tech	10	18	.357	27	21	.563
Ouachita Baptist	10	18	.357	33	27	.550
Christian Brothers	9	19	.321	13	29	.310

2006

EAST DIVISION

TEAM	W	L	PCT	W	L	PCT
West Florida	22	9	.710	36	18	.667
North Alabama	22	10	.688	40	20	.667
Alabama-Huntsville	21	10	.677	52	17	.754
West Georgia	21	11	.656	39	26	.600
Valdosta State	18	14	.563	41	24	.631
Lincoln Memorial	13	19	.406	37	27	.578
West Alabama	4	28	.143	14	39	.264

WEST DIVISION

TEAM	W	L	PCT	W	L	PCT
Delta State	22	9	.710	49	23	.681
Arkansas-Monticello	21	14	.600	33	30	.524
Henderson State	20	14	.588	39	19	.672
Southern Arkansas	16	18	.471	26	31	.456
Ouachita Baptist	16	19	.457	20	21	.488
Arkansas Tech	13	20	.394	22	25	.468
Central Arkansas	9	24	.273	12	34	.261
Christian Brothers	7	26	.212	21	33	.389



GSC SOFTBALL ANNUAL STANDINGS

2007

EAST DIVISION

TEAM	W	L	PCT	W	L	PCT
Valdosta State	22	2	.917	47	9	.839
West Florida	14	10	.583	34	25	.576
Alabama-Huntsville	13	10	.565	48	18	.714
West Georgia	12	12	.500	33	32	.508
North Alabama	11	12	.478	32	21	.604
West Alabama	5	19	.208	26	33	.441

WEST DIVISION

TEAM	W	L	PCT	W	L	PCT
Arkansas-Monticello	19	8	.704	46	20	.697
Delta State	17	11	.607	39	26	.600
Henderson State	16	11	.593	27	15	.643
Southern Arkansas	15	12	.652	27	27	.500
Ouachita Baptist	10	15	.400	28	25	.528
Christian Brothers	5	20	.200	16	25	.390
Arkansas Tech	5	22	.185	12	35	.255

2008

EAST DIVISION

TEAM	W	L	PCT	W	L	PCT
Alabama-Huntsville	16	5	.762	52	9	.852
Valdosta State	17	6	.739	48	19	.716
West Florida	18	8	.692	40	23	.635
North Alabama	14	10	.583	28	21	.571
West Alabama	7	16	.304	29	28	.509
West Georgia	6	18	.250	25	30	.455

WEST DIVISION

TEAM	W	L	PCT	W	L	PCT
Arkansas Tech	20	9	.690	41	17	.707
Henderson State	19	10	.655	39	18	.684
Delta State	18	10	.643	33	26	.559
Arkansas-Monticello	15	14	.517	24	31	.436
Ouachita Baptist	11	18	.379	24	32	.429
Christian Brothers	5	23	.179	18	28	.391
Southern Arkansas	5	24	.172	9	32	.220



GSC TOURNAMENT RESULTS

(GSC Championship Game in **BOLD**)

1986: @ North Alabama

Mississippi College 3, Tennessee-Martin 2
 West Georgia 10, West Alabama 0
 North Alabama 5, Delta State 3
 Tennessee-Martin 16, West Alabama 2
 Mississippi College 10, West Georgia 0
 North Alabama 14, Troy State 3
 Tennessee-Martin 11, Troy State 2
 Delta State 6, West Georgia 3
 Tennessee-Martin 9, Delta State 4
 Mississippi College 9, North Alabama 4
 North Alabama 12, Tennessee-Martin 6
 North Alabama 5, Mississippi College 4
North Alabama 8, Mississippi College 4

1987: @ Tennessee-Martin

Delta State 3, Troy State 2
 North Alabama 2, West Alabama 0
 Tennessee-Martin 7, West Georgia 4
 Mississippi-College 27, Valdosta State 0
 North Alabama 2, Delta State 1
 West Alabama 7, Troy State
 West Georgia, 17, Valdosta State 0
 Tennessee-Martin 10, West Alabama 2
 West Georgia 4, Delta State 3
 North Alabama 11, Mississippi College 2
 Tennessee-Martin 2, West Georgia 1
 Mississippi College 9, North Alabama 4
 North Alabama 12, Tennessee-Martin 6
 Mississippi College 6, Tennessee-Martin 5
North Alabama 12, Mississippi College 3

1988: @ Valdosta State

Jacksonville State def. Valdosta State
 West Alabama 6, North Alabama 3
 Mississippi College 13, West Georgia 0
 Troy State def. Delta State
 Tennessee-Martin def. Jacksonville State
 North Alabama 13, Valdosta State 0
 Jacksonville State def. Delta State
 North Alabama 3, West Georgia 0
 West Alabama 6, Mississippi College 0
 Tennessee-Martin def. Troy State
 Mississippi College 7, Jacksonville State 2
 Troy State 9, North Alabama 7
 West Alabama def. Tennessee-Martin
 Mississippi College 3, Troy State 1
 Mississippi College 8, Tennessee-Martin 2
West Alabama 2, Mississippi College 1

1989: @ West Georgia

North Alabama 13, West Georgia 0
 Tennessee-Martin 10, Troy State 0
 Mississippi College 9, Valdosta State 4
 Delta State 5, Jacksonville State 3
 Valdosta State 11, West Georgia 7
 West Alabama 4, North Alabama 3
 North Alabama 5, Troy State 4
 Valdosta State 6, Jacksonville State 4
 Mississippi College 7, Delta State 1
 West Alabama 1, Tennessee-Martin 0
 West Alabama 1, Mississippi-College 0
 Tennessee-Martin 3, Valdosta State 1
 North Alabama 7, Delta State 0
 Tennessee-Martin 3, North Alabama 0
 Tennessee-Martin 6, Mississippi College 2
West Alabama 5, Tennessee-Martin 2

1990: @ Jacksonville State

Valdosta State 2, West Georgia 1
 West Alabama 4, Tennessee-Martin 0
 Troy State 7, Delta State 2
 North Alabama 7, Jacksonville State 2
 Mississippi College 1, Valdosta State 0
 Tennessee-Martin 11, West Georgia 3
 Jacksonville State 2, Valdosta State
 Delta State 1, Tennessee-Martin 0
 West Alabama 3, Troy State 2
 Mississippi College 5, North Alabama 0
 Jacksonville State 9, Troy State 6
 North Alabama 1, Delta State 0
 West Alabama 7, Mississippi College 2
 Jacksonville State 1, North Alabama 0
 Mississippi College 3, Jacksonville State 1
West Alabama 7, Mississippi College 1

1991: @ Delta State

North Alabama 5, West Georgia 2
 Tennessee-Martin 1, Valdosta State 0
 Jacksonville State 9, Delta State 5
 Mississippi College 3, Troy State 2
 West Alabama 7, North Alabama 4
 West Georgia 5, Valdosta State 4
 North Alabama 10, Troy State 2
 Delta State 3, West Georgia 0
 Tennessee-Martin 2, Jacksonville State
 West Alabama 2, Mississippi College 0
 North Alabama 4, Jacksonville State 1
 Mississippi College 4, Delta State 2
 Tennessee-Martin 2, West Alabama 1
 North Alabama 1, Mississippi College 0
 West Alabama 3, North Alabama 0
 West Alabama 6, Tennessee-Martin 3
West Alabama 13, Tennessee-Martin 3

1992: @ North Alabama

West Alabama 5, North Alabama 4
 Mississippi College 2, Jacksonville State 0
 Valdosta State 4, West Georgia 1
 Delta State 5, West Alabama 4
 Mississippi College 7, Valdosta State 6
 Jacksonville State 9, West Georgia 2
 Valdosta State 6, North Alabama 1
 Jacksonville State 1, West Alabama 0
 Delta State 3, Mississippi College 1
 Valdosta State 5, Jacksonville State 3
 Valdosta State 2, Mississippi College 1
Delta State 6, Valdosta State 1

1993: @ Mississippi College

Lincoln Memorial 1, Mississippi College 0
 West Alabama 3, Jacksonville 2 (9)
 Valdosta State 2, North Alabama 1
 West Georgia 2, Delta State 1
 Mississippi College 2, Jacksonville St. 1 (9)
 North Alabama 11, Delta State 9
 Lincoln Memorial 5, West Alabama 4
 Valdosta State 10, West Georgia 2
 Mississippi College 8, West Georgia 0
 North Alabama 12, West Alabama 2
 Valdosta State 7, Lincoln Memorial 0
 Mississippi College 8, North Alabama 1
 Mississippi College 10, Lincoln Memorial 0 (5)
Valdosta State 2, Mississippi College 0

1994: @ Valdosta State

Mississippi-Women 7, West Georgia 1
 West Alabama 7, North Alabama 1
 Delta State 1, Lincoln Memorial 0
 Valdosta State 2, Mississippi College
 Lincoln Memorial 12, West Georgia 0
 Mississippi College 5, North Alabama 3
 Mississippi-Women 4, Delta State 3
 Valdosta State 6, West Alabama 1
 Mississippi College 10, Lincoln Memorial 3
 Lincoln Memorial 3, West Alabama 1
 Mississippi College 8, Lincoln Memorial 3
 Mississippi-College 1, Valdosta State 0
 Valdosta State 4, Mississippi College 2
 Valdosta State 2, Mississippi-Women 1
Mississippi-Women 1, Valdosta State 0

1995: @ Birmingham, Alabama

Lincoln Memorial 10, West Georgia 2
 West Florida 2, Mississippi College 1
 Mississippi-Women 3, North Alabama 2
 Valdosta State 4, Delta State 3
 West Alabama 2, Lincoln Memorial 1
 West Alabama 3, Valdosta State 2
 Mississippi-Women 5, West Florida 4
West Alabama 3, Mississippi-Women 0

1996: @ Birmingham, Alabama

Lincoln Memorial 8, Alabama-Huntsville 4
 Delta State 5, West Florida 1
 Valdosta State 6, Central Arkansas 1
 Mississippi-Women 4, West Alabama 0
 Lincoln Memorial 2, Delta State 1
 Mississippi-Women 8, Valdosta State 1
 Alabama-Huntsville 10, West Florida 5
 West Alabama 6, Central Arkansas 1
 West Alabama 4, Delta State 2
 Lincoln Memorial 9, Mississippi-Women 7
 Alabama-Huntsville 4, Valdosta State 1
 Alabama-Huntsville 5, West Alabama 1
 Alabama-Huntsville 3, Mississippi-Women 1
 Alabama-Huntsville 2, Lincoln Memorial 1
Alabama-Huntsville 4, Lincoln Memorial 2

1997: @ Birmingham, Alabama

Valdosta State 4, Alabama-Huntsville 3
 Mississippi-Women 2, Lincoln Memorial 1
 Delta State 11, Arkansas-Monticello 3
 West Alabama 2, West Florida 1
 Alabama-Huntsville 7, Lincoln Memorial 1
 Valdosta State 1, Mississippi-Women 0
 West Florida 11, Arkansas-Monticello 4
 West Alabama 1, Delta State 0
 Delta State 3, Alabama-Huntsville 1
 West Florida 2, Mississippi-Women 0
 West Florida 2, Delta State 0
 West Florida 5, Valdosta State 3
 West Alabama 5, Valdosta State 1
 West Florida 7, West Alabama 1
West Alabama 5, West Florida 4



INSIDE THE GSC TOURNAMENT

1998: @ Meridian, Mississippi

Alabama-Huntsville 1, Valdosta State 0
 Delta State 2, Central Arkansas 1
 Mississippi-Women 1, Lincoln Memorial 0
 West Florida 6, North Alabama 4
 Alabama-Huntsville 2, Delta State 1
 Valdosta State 6, Central Arkansas 0
 West Florida 2, Mississippi-Women 1
 North Alabama 1, Lincoln Memorial 0
 West Florida 3, Alabama-Huntsville 2
 Valdosta State 6, Mississippi-Women 2
 North Alabama 10, Delta State 1
 North Alabama 4, Valdosta State 3
 Alabama-Huntsville 9, North Alabama 0
West Florida 5, Alabama-Huntsville 0

1999: @ Meridian, Mississippi

Delta State 9, Central Arkansas 1
 West Florida 9, Lincoln Memorial 0
 Mississippi-Women 7, Arkansas-Monticello 3
 Alabama-Huntsville 7, Southern Arkansas 3
 West Florida 4, Delta State 0
 Lincoln Memorial 4, Central Arkansas 3
 Alabama-Huntsville 13, Mississippi-Women 1
 Arkansas-Monticello 9, Southern Arkansas 4
 West Florida 4, Alabama-Huntsville 3
 Mississippi-Women 9, Lincoln Memorial 4
 Arkansas-Monticello 1, Delta State 0
 Alabama-Huntsville 12, Arkansas-Monticello 4
 Mississippi-Women 3, West Florida 0
 Alabama-Huntsville 1, Mississippi-Women 0
Alabama-Huntsville 5, West Florida 3

2000: @ Meridian, Mississippi

Southern Arkansas 5, Central Arkansas 2
 West Florida 2, North Alabama 1
 Arkansas-Monticello 1, Mississippi-Women 0
 Alabama-Huntsville 8, Delta State 0
 North Alabama 3, Central Arkansas 1
 Mississippi-Women 9, Delta State 2
 West Florida 8, Southern Arkansas 0
 Alabama-Huntsville 4, Arkansas-Monticello 1
 Southern Arkansas 4, Mississippi-Women 3 (12)
 North Alabama 4, Arkansas-Monticello 0
 Alabama-Huntsville 6, West Florida 1
 West Florida 6, North Alabama 1
 Alabama-Huntsville 3, Southern Arkansas 2
 West Florida 7, Alabama-Huntsville 6
Alabama-Huntsville 8, West Florida 0

2001: @ Meridian, Mississippi

Alabama-Huntsville 9, Central Arkansas 1 (6)
 Delta State 6, Valdosta State 3
 Arkansas-Monticello 2, Lincoln Memorial 0
 West Florida 2, Southern Arkansas 1
 Alabama-Huntsville 11, Delta State 0 (6)
 Valdosta State 3, Central Arkansas 1
 Arkansas-Monticello 2, West Florida 1
 Lincoln Memorial 3, Southern Arkansas 1
 Valdosta State 3, West Florida 2
 Lincoln Memorial 4, Delta State 3
 Alabama-Huntsville 10, Arkansas-Monticello 2
 Valdosta State 1, Arkansas-Monticello 0
 Alabama-Huntsville 5, Valdosta State 4
Alabama-Huntsville 3, Valdosta State 2 (8)

2002: @ Meridian, Mississippi

West Florida 5, Central Arkansas 1
 Valdosta State 11, Delta State 3
 Alabama-Huntsville 11, Southern Arkansas 3
 Valdosta State 7, West Florida 2
 Delta State 4, Central Arkansas 0
 Alabama-Huntsville 4, Arkansas-Monticello 0
 West Georgia 2, Southern Arkansas 1
 Delta State 2, Arkansas-Monticello 1
 West Florida 12, West Georgia 0
 Valdosta State 7, Alabama-Huntsville 3
 Alabama-Huntsville 3, West Florida 1 (8)
 Valdosta State 2, Delta State 0
Valdosta State 7, Alabama-Huntsville

2003: @ Meridian, Mississippi

West Florida 3, Central Arkansas 0
 Alabama-Huntsville 3, Southern Arkansas 0
 Mississippi-Women 1, Arkansas-Monticello 0 (8)
 Valdosta State 4, Delta State 3 (8)
 West Florida 9, Alabama-Huntsville 1 (6)
 Southern Arkansas 2, Central Arkansas 0
 Mississippi-Women 3, Valdosta State 2
 Arkansas-Monticello 11, Delta State 4 (8)
 Valdosta State 5, Southern Arkansas 0
 Alabama-Huntsville 4, Arkansas-Monticello 2
 West Florida 4, Mississippi-Women 2
 Alabama-Huntsville 2, Mississippi-Women 0
 Valdosta State 5, West Florida 1
 Alabama-Huntsville, 3, Valdosta State 0
Alabama-Huntsville 10, West Florida 6

2004: @ Meridian, Mississippi

Southern Arkansas 7, Alabama-Huntsville 3
 Delta State 8, Valdosta State 3
 Arkansas-Monticello 2, Lincoln Memorial 0
 West Florida 1, Henderson State 0
 Southern Arkansas 5, Delta State 0
 West Florida 2, Arkansas-Monticello 1
 Valdosta State 2, Alabama-Huntsville 0
 Henderson State 6, Lincoln Memorial 2
 West Florida 3, Southern Arkansas 0
 Arkansas-Monticello 5, Valdosta State 3
 Henderson State 3, Delta State 0
 Southern Arkansas 3, Arkansas-Monticello 1 (8)
 West Florida 10, Henderson State 1 (6)
West Florida 2, Southern Arkansas 0 (8)

2005: @ Tupelo, Mississippi

West Florida 4, Arkansas-Monticello 1
 North Alabama 9, Henderson State 1 (6)
 Delta State 7, Valdosta State 4
 Southern Arkansas 7, Alabama-Huntsville 6 (9)
 West Florida 3, North Alabama 1
 Delta State 8, Southern Arkansas 6
 Arkansas-Monticello 6, Henderson State 2
 Alabama-Huntsville 6, Valdosta State 5 (8)
 Delta State 5, West Florida 3
 Arkansas-Monticello 8, Southern Arkansas 4
 Alabama-Huntsville 4, North Alabama 3
 West Florida 7, Alabama-Huntsville 0
 Delta State 4, Arkansas-Monticello 3
 West Florida 4, Delta State 3
West Florida 6, Delta State 3

2006: @ Southaven, Mississippi

West Florida 4, Arkansas-Monticello 1
 West Florida 1, Southern Arkansas 0
 Alabama-Huntsville 7, Arkansas-Monticello 3
 Delta State 2, West Georgia 1
 Henderson State 3, North Alabama 1
 Alabama-Huntsville 3, West Florida 2
 Delta State 11, Henderson State 1 (6)
 Southern Arkansas 4, Arkansas-Monticello 2
 North Alabama 4, West Georgia 3
 Alabama-Huntsville 7, Delta State 4
 Henderson State 5, Southern Arkansas 4
 West Florida 8, North Alabama 3
 Henderson State 4, West Florida 3 (8)
 Delta State 6, Henderson State 4
Alabama-Huntsville 9, Delta State 6

2007: @ Southaven, Mississippi

Arkansas-Monticello 5, West Georgia 3
 Henderson State 5, West Florida 4
 Valdosta State 10, Southern Arkansas 0
 Alabama-Huntsville 3, Delta State 0
 Arkansas-Monticello 13, Henderson State 6
 Alabama-Huntsville 5, Valdosta State 2
 West Georgia 4, West Florida 3
 Delta State 3, Southern Arkansas 2
 Alabama-Huntsville 10, Arkansas Monticello 1
 Valdosta State 10, West Georgia 5
 Delta State 8, Henderson State 4
 Alabama-Huntsville 3, Delta State 2
 Valdosta State 7, Arkansas-Monticello 5
Alabama-Huntsville 6, Valdosta State 0

2008: @ Southaven, Mississippi

Arkansas Tech 5, West Alabama 0
 Valdosta State 7, Delta State 6
 Alabama-Huntsville 9, Arkansas-Monticello 2
 West Florida 8, Henderson State 1
 North Alabama 6, Delta State 2
 Arkansas-Monticello 3, Henderson State 2
 Arkansas Tech 6, Valdosta State 1
 Alabama-Huntsville 5, West Florida 0
 North Alabama 7, West Florida 2
 Valdosta State 3, Arkansas-Monticello 0
 Alabama-Huntsville 5, Arkansas Tech 3
 Alabama-Huntsville 9, Valdosta State 3
 Arkansas Tech 4, North Alabama 3
Alabama-Huntsville 8, Arkansas Tech 0



GSC TOURNAMENT STANDINGS

Team	Appearances	Won	Lost	PCT	Semis	Finals	Titles	Championships Won
Alabama-Huntsville	13	49	14	.777	10	10	8	1996,99,2000,01,03,06,07,08
West Alabama	13	33	16	.673	6	7	6	1988, 89, 90, 91, 95, 97
West Florida	13	32	17	.653	7	5	3	1998, 2004, 05
Arkansas Tech	1	3	2	.600	1	1	0	
Valdosta State	21	42	33	.560	11	6	1	1993, 2002
North Alabama	16	34	29	.540	9	2	2	1986, 87
Delta State	23	27	43	.386	4	3	1	1992
Arkansas-Monticello	11	13	21	.383	5	0	0	
Henderson State	5	6	10	.375	2	0	0	
Southern Arkansas	9	8	19	.296	1	1	0	
West Georgia	13	7	24	.226	0	0	0	
FORMER MEMBERS								
Tennessee-Martin	6	16	12	.571	5	2	0	
Mississippi College	10	25	19	.568	8	5	0	
Mississippi-Women	8	14	14	.500	4	2	1	1994
Jacksonville State	5	8	10	.444	2	0	0	
Lincoln Memorial	9	10	17	.370	2	1	0	
Troy State	6	3	12	.200	1	0	0	
Central Arkansas	7	0	14	.000	0	0	0	

**GSC TOURNAMENT CHAMPIONS
1986-2008**

YEAR	TOURNAMENT CHAMPION	SITE	CHAMPIONSHIP GAME RESULT
1986	North Alabama	North Alabama	North Alabama 8, Mississippi College 4
1987	North Alabama	Tennessee-Martin	North Alabama, 12, Mississippi College 3
1988	West Alabama	Valdosta State	West Alabama 2, Mississippi College 1
1989	West Alabama	West Georgia	West Alabama 5, Tennessee-Martin 2
1990	West Alabama	Jacksonville State	West Alabama 7, Mississippi College 1
1991	West Alabama	Delta State	West Alabama 13, Tennessee-Martin 3
1992	Delta State	North Alabama	Delta State 6, Valdosta State 1
1993	Valdosta State	Mississippi College	Valdosta State 2, Mississippi College 0
1994	Mississippi University for Women	Valdosta State	Mississippi-Women 1, Valdosta State 1
1995	West Alabama	Birmingham, Alabama	West Alabama 3, Mississippi-Women 0
1996	Alabama-Huntsville	Birmingham, Alabama	Alabama-Huntsville 4, Lincoln Memorial 2
1997	West Alabama	Birmingham, Alabama	West Alabama 5, West Florida 4
1998	West Florida	Meridian, Mississippi	West Florida 5, Alabama-Huntsville 0
1999	Alabama-Huntsville	Meridian, Mississippi	Alabama-Huntsville 5, West Florida 3
2000	Alabama-Huntsville	Meridian, Mississippi	Alabama-Huntsville 8, West Florida 0
2001	Alabama-Huntsville	Meridian, Mississippi	Alabama-Huntsville 3, Valdosta State 2 (8)
2002	Valdosta State	Meridian, Mississippi	Valdosta State 7, Alabama-Huntsville 6
2003	Alabama-Huntsville	Meridian, Mississippi	Alabama-Huntsville 10, West Florida 6
2004	West Florida	Meridian, Mississippi	West Florida 2, Southern Arkansas 0 (8)
2005	West Florida	Tupelo, Mississippi	West Florida 6, Delta State 3
2006	Alabama-Huntsville	Southaven, Mississippi	Alabama-Huntsville 9, Delta State 6
2007	Alabama-Huntsville	Southaven, Mississippi	Alabama-Huntsville 6, Valdosta State 0
2008	Alabama-Huntsville	Southaven, Mississippi	Alabama-Huntsville 8, Arkansas Tech 0



INSIDE THE NCAA DIVISION II TOURNAMENT

GSC IN DIVISION II CHAMPIONSHIP

Year	Team	Finish
1999	Alabama-Huntsville	Third
2000	West Florida	Fifth
2001	Alabama-Huntsville	Fifth
2003	West Florida	Eighth

LAST APPEARANCE/HIGHEST FINISH AMONG ACTIVE GSC TEAMS

Team	Last Appearance	Highest Finish
Alabama-Huntsville	2004	Third
West Florida	2004	Fifth

DIVISION II CHAMPIONSHIP RECORD

Team	App.	Won	Lost	PCT	Finals	Titles
Alabama-Huntsville	2	3	6	.429	0	0
West Florida	2	1	4	.200	0	0

NCAA DIVISION II TOURNAMENT RECORD

Team	App.	Won	Lost	PCT
Alabama-Huntsville	11	25	23	.521
West Florida	8	17	17	.500
Valdosta State	8	12	14	.462
Arkansas-Monticello	2	1	4	.200
West Alabama	1	1	2	.333
Delta State	1	1	2	.333
North Alabama	1	1	2	.333

1993

NCAA South Regional

Valdosta State 3, Augustana 2 (9)
California (Pa.) 4, Valdosta State 2
Augustana 6, Valdosta State 1
Augustana 14, Valdosta State 0

1994

NCAA South Regional

Valdosta State 5, Barry 4 (9)
Valdosta State 2, Florida Southern 1
Barry 2, Valdosta State 1 (9)
Barry 4, Valdosta State 0

1996

NCAA South Regional

Barry 3, Alabama-Huntsville 0
Florida Southern 1, Alabama-Huntsville 0

1997

NCAA South Regional

Florida Southern 1, West Alabama 0
West Alabama 2, Barry 1
Florida Southern 2, West Alabama 0

1998

NCAA South Regional

Barry 2, West Florida 1 (8)
Alabama-Huntsville 2, Florida Southern 1
West Florida 4, Florida Southern 1
Barry 2, Alabama-Huntsville 1 (8)
West Florida 2, Alabama-Huntsville 1 (10)
Barry 5, West Florida 2

1999

NCAA South Regional

Alabama-Huntsville 4, Barry 1
Florida Southern 1, West Florida 0
West Florida 1, Barry 0 (8)
Alabama-Huntsville 1, Florida Southern 0
West Florida 1, Florida 0
Alabama-Huntsville 8, West Florida 0

NCAA Championships

Alabama-Huntsville 3, North Dakota State 2
Humboldt State 4, Alabama-Huntsville 2
Alabama-Huntsville 8, California (Pa.) 2
Nebraska-Kearney 6, Alabama-Huntsville 0

2000

NCAA South Regional

West Florida 3, Florida Southern 0

Alabama-Huntsville 4, St. Leo 3

West Florida 7, Alabama-Huntsville 4
Florida Southern 2, Alabama-Huntsville 0
West Florida 2, Florida Southern 1 (8)

NCAA Championships

California-Davis 11, West Florida 10
West Florida 12, Mesa State 4
Bloomsburg 6, West Florida 4

2001

NCAA South Regional

West Florida 5, Tampa 1
Alabama-Huntsville 4, Lynn 1
Alabama-Huntsville 2, West Florida 1 (8)
West Florida 3, Lynn 1 (8)

West Florida 3, Alabama-Huntsville 0
Alabama-Huntsville 4, West Florida 3

NCAA Championships

Alabama-Huntsville 5, Dowling 1
Lewis 5, Alabama-Huntsville 3
Bloomsburg 3, Alabama-Huntsville 1

2002

NCAA South Regional

Tampa 2, Delta State 1 (8)
Valdosta State 5, St. Leo 2
Delta State 10, Kentucky State 0
St. Leo 2, Delta State 0
Tampa 6, Valdosta State 5
Valdosta State 5, Tampa 0
Barry 1, Valdosta State 0

2003

NCAA South Regional

Valdosta State 4, Ark.-Monticello 3 (10)
Alabama-Huntsville 16, Kentucky State 0
Barry 5, Valdosta State 1
West Florida 3, Alabama-Huntsville 2 (8)
Alabama-Huntsville 3, Ark.-Monticello 0
Valdosta State 7, Kentucky State 0
West Florida 7, Barry 6
Alabama-Huntsville 2, Valdosta State 0
Barry 4, Alabama-Huntsville 2
Barry 1, West Florida 0 (8)
West Florida 3, Barry 2

NCAA Championships

Shippensburg 3, West Florida 2
LeMoyné 5, West Florida 2

2004

NCAA South Regional

Tampa 5, West Florida 4
Rollins 4, Alabama-Huntsville 2 (8)
Alabama-Huntsville 2, West Florida 0
Alabama-Huntsville 3, Rollins 0

Alabama-Huntsville 5, Rollins 1

Alabama-Huntsville 2, Florida Southern 1
Florida Southern 6, Alabama-Huntsville 2

2005

NCAA South Regional

West Florida 2, Florida Southern 1
Lynn 5, Alabama-Huntsville 4 (13)
Alabama-Huntsville 5, Saint Leo 3
Lynn 2, West Florida 0
Florida Southern 1, Alabama-Huntsville 0
West Florida 1, Florida Southern 0 (13)
Lynn 3, West Florida 1

2006

NCAA South Regional

Alabama-Huntsville 3, Saint Leo 2
Barry 1, Valdosta State 0
Florida Gulf Coast 5, North Alabama 1
Valdosta State 3, Saint Leo 1
North Alabama 8, Kentucky State 0 (5)
Alabama-Huntsville 4, Barry 1
Barry 2, North Alabama 1
Valdosta State 3, Florida Gulf Coast 1
Florida Southern 1, Alabama-Huntsville 0
Valdosta State 3, Barry 1
Alabama-Huntsville 6, Valdosta State 4
Alabama-Huntsville 4, Florida Southern 3
Florida Southern 13, Alabama-Huntsville 2

2007

NCAA South Regional

Barry 9, Alabama-Huntsville 1
Florida Southern 4, Arkansas-Monticello 2
Valdosta State 12, Albany State 3
Florida Gulf Coast 6, Alabama-Huntsville 3
Arkansas-Monticello 9, Albany State 7
Florida Southern 6, Valdosta State 0
Rollins 2, Arkansas-Monticello 0
Florida Gulf Coast 4, Valdosta State 3

2008

NCAA South Regional

West Florida 2, Alabama-Huntsville 1
Alabama-Huntsville 3, Valdosta State 0
Saint Leo 2, West Florida 0
Tampa 3, West Florida 0
Alabama-Huntsville 3, Rollins 0
Tampa 1, Alabama-Huntsville 0



ALL-TIME ALL-GSC TEAMS

1986

Lisa Baker, DSU
 Cheryl Brittain, DSU
 Brenda Phillips, MC
 Becky Schnell, MC
 Charlotte Jordan, UNA
 Michelle Logan, UNA
 Lori Stocksett, UNA
 Pattie Cunningham, UTM
 Kathy Osbourne, UTM
 Tammy Sizemore, UTM
 Doreen Haskell, TSU
 Eraend McKenzie, TSU
 Suellen Shaw, TSU
 Janet Bailey, UWG
 Melissa McConnell, UWG
 Lisa Warren, UWG

1987

Susan Sims, DSU
 Melissa Staffored, DSU
 Tracey Brewer, MC
 Patsy Sandifer, MC
 Cindy Whitehead, MC
 Charlotte Jordan, UNA
 Kelly Varnell, UNA
 Susan Holt, UTM
 Tammy Sizemore, UTM
 Laurie Smith, TSU
 Dee Dee Taylor, TSU
 Robin Nelson, UWA
 Teresa Schreck, UWA
 Lisa Blackburn, UWG
 Lori Weesner, UWG

1988

Lisa Baker, DSU
 Coleen Bryan, DSU
 Jean Darneider, JSU
 Jessica Avery, MC
 Tracey Brewer, MC
 Michelle Logan, UNA
 Lori Stocksett, UNA
 Cindy Elam, UTM
 Becky McGriff, UTM
 Hollin Gammadge, TSU
 Dee Dee Taylor, TSU
 Lori Galloway, UWA
 Joanna Garnis, UWA
 Robin Nelson, UWA
 Lori Weesner, UWG

1989

Melissa Stafford, DSU
 Jill New, JSU
 Jessica Avery, MC
 Tracey Brewer, MC
 Lori Galloway, UNA
 Michelle Logan, UNA
 Amy Watkins, UNA
 Becky McGriff, UTM
 Becky Young, UTM
 Dee Dee Taylor, TSU
 Kris Ruffo, VSU
 Bobbi Jo Cater, UWA
 Andie Troncalli, UWA
 Gina Green, UWA
 Barbara Berry, UWG

1990

Angie Cotham, DSU
 Stacey Sanders, DSU
 Lynn Batzey, JSU
 Karen Exner, JSU
 Tracey Brewer, MC
 Stephanie Mills, MC
 Kristie Grant, UNA
 Cindy Bringle, UTM

Deanna Scott, TSU
 Dee Dee Taylor, TSU
 Missy Durante, VSU
 Bobbi Jo Cater, UWA
 Gina Green, UWA
 Angie Troncallie, UWA
 Barbara Berry, UWG

1991

Laurin Coss, DSU
 Karen Exner, JSU
 Jessica Avery, MC
 Paige Gullede, MC
 Susan Musselwhite, MC
 Kristie Grant, UNA
 Cindy Bringle, UTM
 Jackie Davidson, UTM
 Mechelle Naylor, UTM
 Liz Bender, TSU
 Missy Durante, VSU
 Bobbi Jo Cater, UWA
 Lori Galloway, UWA
 Angie Troncalli, UWA
 Joy Newman, UWG

1992

Keri Manchester, DSU
 Angel Mathews, DSU
 Lynn Batey, JSU
 Tracie Coultas, JSU
 Alana Ellenburg, JSU
 Lisa Smith, JSU
 Michelle Morris, MC
 Susan Musselwhite, MC
 Monica Moran, UNA
 Lisa Curry, VSU
 Missy Durante, VSU
 Jennifer Poole, VSU
 Bobbie Jo Cater, UWA
 Tammy Dial, UWA
 Mozette Timmons, UWA

1993

Marsha Blackwell, DSU
 Alicia Wright, DSU
 Alana Ellenburg, JSU
 Lisa Smith, JSU
 Nikki Carter, LMU
 Susan Musselwhite, MC
 Tasha Petty, MC
 Kristy Holdbrooks, UNA
 Kelly Blizman, VSU
 Lisa Curry, VSU
 Kim Southall, VSU
 Jenny Lauer, UWA
 Deann Munding, UWA
 Kristi Wade, UWA
 Laura Parson, UWG

1994

Dana Howard, DSU
 Lisa Fernandes, MC
 Susan Musselwhite, MC
 Heidi Hill, MUW
 Michelle Mullen, MUW
 Kandi Pollard, MUW
 Amy White, MUW
 Terra Lawson, UNA
 Keyshs McCall, UNA
 Leslie Westmoreland, UNA
 Kelly Blizman, VSU
 Libby Parks, VSU
 Stacey Sassone, VSU
 Kim Southall, VSU
 Christi Wade, UWA

1995

Jennifer Brooks, DSU
 Dana Howard, DSU
 Tina Spivey, DSU
 Nikki Carter, LMU
 Rebecca Broome, MC
 Missy Fitch, MUW
 Jessica Christ, UNA
 Leslie Westmoreland, UNA
 Kelly Blizman, VSU
 Libby Parks, VSU
 Katrenna Ramsey, VSU
 Stacey Sassone, VSU
 Stacey Young, VSU
 Jenny Lauer, UWA
 Leann Buneta, UWG
 Tiffany Clary, UWF
 Jill Penderghest, UWF
 Kim Taylor, UWG

1996

East Division

Misty Gray, UAH
 Wendy Hurst, UAH
 Tracy Porter, UAH
 Alison Rutledge, UAH
 Jennifer Baker, LMU
 Nikki Carter, LMU
 Christy Hughes, UNA
 Jodi Johnson, UNA
 Kelly Blizman, VSU
 Sonja Harper, VSU
 Vicki Pierce, VSU
 Brittany Bullock, UWA
 Jana Fields, UWA
 Kelly Fricke, UWA
 Jodi Foye, UWF
 Kim Taylor, UWG

West Division

Erica D'Alessandro, UCA
 Ashlie Dodson, UCA
 Lisa Dreher, UCA
 Jeannie Crnkovic, DSU
 Mandi Foster, DSU
 Carrie Haynie, DSU
 Carrie Robert, DSU
 Stacey Taylor, DSU
 Jackie Pettway, MC
 Heather Burk, MUW
 Melissa Campbell, MUW
 Sharon Elmore, MUW

1997

East Division

Wendy Hurst, UAH
 Jennifer Baker, LMU
 Stephanie Brown, LMU
 Heidi Herber, LMU
 Kim Mays, LMU
 Shelly Robinson, LMU
 Chris Sunderhaus, LMU
 Tonya Helton, UNA
 Jodi Johnson, UNA
 Sonja Harper, VSU
 Kathy Lee, VSU
 Karie Newton, VSU
 Denise Boggan, UWA
 Jana Fields, UWA
 Brandi Steed, UWA
 Lisa Wipperfurth, UWA
 Jill Burnett, UWF
 Erin Smith, UWF

West Division

Melissa Browning, UAM
 Jennifer Gregory, UAM
 Tricia Strain, UAM
 Lisa Dreher, UCA

Jeannie Crnkovic, DSU
 Mandi Foster, DSU
 Elizabeth Pelezo, DSU
 Laura Simpson, DSU
 Stacy Taylor, DSU
 Joni Dusenberry, MUW
 Missy Fitch, MUW
 Jamie Sutton, MUW

1998

First Team East Division

Misty Gray, UAH
 Wendy Hurst, UAH
 Tracy Porter, UAH
 Jennifer Baker, LMU
 Heidi Herber, LMU
 Rachel Bridges, UNA
 Jodi Johnson, UNA
 Altmeika Darling, VSU
 Sonja Harper, VSU
 Kathy Lee, VSU
 Amy Perry, VSU
 Brittany Bullock, UWA
 Debbie Ulatowski, UWA
 Blake Baskin, UWF
 Leann Buneta, UWF
 Jill Burnett, UWF
 Erin Smith, UWF
 Danya Rodrigues, UWG

West Division

Melissa Browning, UAM
 Jennifer Gregory, UAM
 Cathy Parks, UAM
 Tricia Strain, UAM
 Amanda Bamford, UCA
 Lisa Dreher, UCA
 Jeannie Crnkovic, DSU
 Mandi Foster, DSU
 Melissa Campbell, MUW
 Andrea Elkins, MUW
 Kim Jones, MUW
 Jamie Sutton, MUW

Second Team East Division

Kim Mays, LMU
 Elisa Prevatt, LMU
 Christina French, UNA
 Heather Smith, VSU
 Kimberly Strickland, UWG

West Division

Julie McConathy, UAM
 Kris Skahan, UCA
 Laura Simpson, DSU
 Sondra Mott, MUW

1999

First Team East Division

Lane Davis, UAH
 Misty Gray, UAH
 Wendy Hurst, UAH
 Tracy Porter, UAH
 Audrey Williams, UAH
 Mindy Dasher, LMU
 Lacy Serman, LMU
 Dana Myers, VSU
 Karie Newton, VSU
 Jennifer Lilly, UWA
 Zayne Smith, UWA
 Blake Baskin, UWF
 Cindie Corey, UWF
 Sandy Morgan, UWF
 Krissy Styra, UWF



ALL-TIME ALL-GSC TEAMS

<p>West Division Julie Bowen, UAM Sabrina Herzberg, UAM Julie McConathy, UAM Amber Yadon, UAM Lisa Dreher, UCA Mary Schilling, UCA Joanna Velasquez, UCA Kristi Braverman, DSU Nicki Genre, DSU Laura Simpson, DSU Cinnamon Bentley, MUW Joni Dusenbery, MUW Mishele Haynie, MUW Kim Jones, MUW Kai Paul, MUW</p>	<p>Second Team East Division Renea Harrison, UAH Jamie Madewell, UAH Airebis Baron, LMU Heidi Herber, LMU Audrey Walters, UNA Nayda Cortez, VSU Cindie Corey, UWF Nancy Rosado, UWF Paige Trammell, UWF Jeana Schmidt, UWF Becky Adams, UWG</p>	<p>Keli Jo Lenz, UWA Zayne Smith, UWA Andi Muzi, UWF</p>	<p>2003 First Team East Division Melanie Carter, UAH Jessie Inman, UAH Sara Winn, UAH Renaee Carter, LMU Ashley Holmes, MUW Sarah Maulonico, MUW Tonya Coffey, VSU Ryann Ellingsworth, VSU Brooke King, VSU Tamara Neal, UWA Kim Quattlebaum, UWA Natalie Manis, UWF Allison Millman, UWF Jackie Moore, UWF Jennifer Cagle, UWG</p>
<p>Second Team East Division Brandi Brown, UAH Mandi Brown, UAH Christina French, UAH Amy Barden, LMU Allison Lane, LMU Jill James, UNA Jodi Johnson, UNA Donna Sunnycal, UWA Jeana Schmidt, UWF Tracy Merrill, UWF Becky Adams, UWG</p>	<p>West Division Gidget Pambianchi, UAM Sammi Riser, UAM April St. Cyr, UCA Crista Crowe, CBU Shanna Wall, CBU Angela Armstrong, DSU Tiffany Phillips, DSU Meggan Lee, DSU Meagan Vanderpool, HSU Teresa Ritchie, HSU Kim Jones, MUW Melissa Johnson, MUW Kelly Trout, SAU Val Ware, SAU Lynley Cornelius, SAU</p>	<p>2002 First Team East Division Melanie Carter, UAH Shannon Sims, UAH Katie Tillman, UAH Erica Miller, UAH Renaee Carter, LMU Lacy Serman, LMU Cassie Kocker, MUW Ryann Ellingsworth, VSU Lindsay Ellingsworth, VSU Tammi Momberg, VSU Zayne Smith, UWA Krissy Styrna, UWF Jessica Davila, UWF Andy Muzi, UWF Jennifer Cagle, UWG</p>	<p>West Division Heather Blacke, UAM Nicole Henderson, UAM Lindsey Kight, UAM Laura Lockaby, UAM Jodie Scott, UAM Brooke Boatman, UCA Leslie Clothier, UCA Angela Armstrong, DSU Joy Long, DSU Jennifer Meeks, DSU Duana Meseyton, DSU Lindsey Haas, SAU</p>
<p>West Division Kenda Mayes, UAM Sammi Riser, UAM Nora Fleming, CBU Andrea Moss, CBU Shanna Wall, CBU Jessica Frigon, UCA Kim Crain, UCA Casey Bourgoyne, DSU Teresa Ritchie, HSU Andie Elkins, MUW Jennifer Meziere, SAU Lynley Cornelius, SAU</p>	<p>2001 First Team East Division Stephanie Berry, UAH Kristi Braverman, UAH Melanie Carter, UAH Lane Davis, UAH Renea Harrison, UAH Audrey Williams, UAH Mindy Miller, LMU Lacy Serman, LMU Wendy Cannon, UNA Lindsay Ellingsworth, VSU Rachael Milligan, VSU Nikki Johnson, UWF Destini Robinson, UWF Krissy Styrna, UWF Paige Trammell, UWF</p>	<p>West Division Julie Bowen, UAM Lindsey Kight, UAM Heidi Martin, UAM Gidget Pambianchi, UAM Sandra Sanchez, UAM Leslie Clothier, UCA Nicki Genre, DSU Joy Long, DSU Leslie Pourciau, DSU Casey Bourgoyne, DSU Meggan Lee, DSU Robyn Smith, SAU Sasha Snyder, SAU Danielle McRae, SAU Lindsey Haas, SAU</p>	<p>Second Team East Division Kristi Braverman, UAH Courtney Funderburk, UAH Casey Haynes, UAH Amanda Haynes, LMU Cassie Kocker, MUW Christian Palmer, MUW Melissa Goeble, UNA Leah Haddock, UNA Lindsey Thompson, UNA Linsay Walker, VSU Amanda Birdsong, UWF Megan Stastook, UWF Paige Trammell, UWF Linsay Warrenfeltz, UWF Missy Hobby, UWG</p>
<p>2000 First Team East Division Lane Davis, UAH Audrey Williams, UAH Melanie Carter, UAH Stephanie Berry, UAH Lacy Serman, LMU Nicki Miller, LMU Jill James, UNA Wendy Cannon, UNA Tammi Momberg, VSU Zayne Smith, UWA Blake Baskin, UWF Sandy Morgan, UWF Nikki Johnson, UWF Krissy Styrna, UWF</p>	<p>West Division Julie Bowen, UAM Heidi Martin, UAM Stephanie Hollis, UAM Kenda Mayes, UAM Lindsey Kight, UAM Jessica Frigon, UCA Mandi Henderson, HSU Leslie Pourciau, DSU Joy Long, DSU Meggan Lee, DSU Casey Bourgoyne, DSU Nicki Genre, DSU Tara Brown, SAU Ashley Chapman, SAU Danielle McRae, SAU Sasha Snyder, SAU</p>	<p>Second Team East Division Jessie Inman, UAH Rachel Hamby, UAH Brittany Beasley-Davis, LMU Amanda Haynes, LMU Ashley Holmes, MUW Lindsey Thompson, UNA Tonya Coffey, VSU Kim Quattlebaum, UWA Paige Trammell, UWF Megan Stastook, UWF Destini Robinson, UWF Tanya Teague, UWF</p>	<p>West Division Casey Anderson, UAM Erika Okarski, UCA Marquita Smith, UCA Paula Cerrito, CBU Meredith Coleman, DSU Alyse Hasty, DSU Leslie Pourciau, DSU Jenna Smart, DSU Cassie Blackwood, SAU Sara Cotaya, SAU Lauren Frazier, SAU Sasha Snyder, SAU</p>
<p>West Division Julie McConathy, UAM Julie Bowen, UAM Kenda Mayes, UAM Marla Kramer, UAM Stephanie Hollis, UAM Joanna Velasquez, UCA Jenni Taylor, UAH Jessica Frigon, UCA Kristi Braverman, DSU Jayme Brooks, DSU Casey Bourgoyne, DSU Kai Paul, MUW Sasha Snyder, SAU Jenny Meziere, SAU Sarah McCoy, SAU</p>	<p>Second Team East Division Airebis Baron, LMU Amanda Haynes, LMU Nicki Miller, LMU Melanie DuBois, MUW Jamie Jackson, MUW Courtney Berry, UNA Amy Broad, UNA Tonya Coffey, VSU Erica Lokey, VSU Tammi Momberg, VSU Dianna Bethea, UWA</p>	<p>West Division Stephanie Hollis, UAM Kim Crain, UCA Brooke Boatman, UCA Lanna Allen, UCA Marcie Gammill, UCA Shari Wassel, CBU Megan Pickington, CBU Megan Sharp, CBU Angela Armstrong, DSU Stacy Johnson, HSU Melissa McGhee, HSU Cassie Blackwood, SAU Lyndsey Knight, SAU Lauren Frazier, SAU</p>	<p>2004 First Team East Division Lindsey Skinner, UAH Stephanie Pinto, UAH Kristin Spencer, UAH Ashley Potter, UAH Rachel Hamby, UAH Jenny Hess, UAH Renaee Carter, LMU Brittney Walker, LMU Jessica Liddy, UNA Tonya Coffey, VSU Shannon Goggins, UWA</p>

ALL-TIME ALL-GSC TEAMS

Natalie Manis, UWF
Alex Tice, UWF
Jackie Moore, UWF
Missy Hobby, UWG

West Division

Lindsey Kight, UAM
Laura Lockaby, UAM
Jodie Scott, UAM
Leslie Clothier, UCA
Megan Pilkington, CBU
Joy Long, DSU
Alyse Hasty, DSU
Meredith Coleman, DSU
Grace Powell, HSU
Christine Palmer, HSU
Lindsey Causey, HSU
Lyndsey Knight, SAU
Lauren Frazier, SAU
Krystal Poulin, SAU
Whitney Brannon, SAU

Second Team East Division

Sara Winn, UAH
Kellie Corder, UAH
Krystal Hand, UNA
Brooke King, VSU
Tamara Neal, UWA
Amanda Birdsong, UWF
Meghan Stastook, UWF
Erica Olson, UWF
Jessie Wise, UWG
Mary Carlisle, UWG

West Division

Courtney Doyle, UAM
LouAnn Sanders, ATU
Noelle Cline, ATU
Maegan Bell, UCA
Marquita Smith, UCA
Jenny Bernard, CBU
Sara Szpekowski, CBU
Duana Meseyton, DSU
Laura Dixon, DSU
Jenna Smart, DSU
Janessa Roche, HSU
Holly Hughes, HSU
Jennifer Leal, HSU
Lauren Lewis, HSU
Andi Sloan, OBU
Robyn Smith, SAU
Cassie Blackwood, SAU

2005 First Team East Division

Stephanie Pinto, UAH
Kristin Spencer, UAH
Kellie Corder, UAH
Brittney Walker, LMU
Renee Carter, LMU
Judy Hornsby, LMU
Jessica Liddy, UNA
Krystal Hand, UNA
Emily Beckwith, UNA
Lindsey Greene, UNA
Robin Williams, VSU
Shannon Goggins, UWA
Amber Browning, UWF
Alex Tice, UWF
Meghan Stastook, UWF
Natalie Manis, UWF
Jessica Sanders, UWG

West Division

Jodie Scott, UAM
Meredith Heckel, UAM
Nicole Berry, ATU
Leslie Clothier, UCA

Alyse Hasty, DSU
Amber Haas, DSU
Ashlee Nodhturft, DSU
Meredith Coleman, DSU
Sam St. Hilaire, DSU
Kelcie Glidden, HSU
Lauren Lewis, HSU
Janessa Roche, HSU
Kayla Curbow, OBU
Cassie Blackwood, SAU
Lauren Frazier, SAU

Second Team East Division

Ashley Tate, UAH
Ashley Potter, UAH
Stephanie Glienke, UNA
Melissa Santana, VSU
Elske ten Hoope, VSU
Julie Burkett, UWA
Tabitha Hairelson, UWF
Erica Olson, UWF
Mary Carlisle, UWG
Adrienne Clay, UWG
Ryan Cochran, UWG

West Division

Gemma Gibson, UAM
Courtney Doyle, UAM
Molly Schweigert, ATU
Erica Meza, ATU
Janell Brooks, UCA
Maegan Bell, UCA
Marquita Smith, UCA
Hannah Schackelford, CBU
Lauren LaSuzzo, DSU
Brandi Vondenstein, DSU
Katie Corbell, HSU
Erin Phipps, OBU
Whitney Brannon, SAU
Kayla King, SAU
Cheyenne Savony, SAU
Tisha Thompson, SAU

2006 First Team East Division

Stephanie Pinto, UAH
Kristin Spencer, UAH
Kellie Corder, UAH
Sage Woodham, UAH
Brittney Walker, LMU
Jessica Liddy, UNA
Lindsey Greene, UNA
Kristin Maas, UNA
Nicole Martinez, UNA
Holly Willis, VSU
Debbie Shisler, UWA
Jennifer Buckley, UWF
Tabitha Hairelson, UWF
Kim Weaver, UWG
Jessie Wise, UWG

West Division

Meredith Heckel, UAM
Jodie Scott, UAM
Lindsey Klabacha, ATU
Nikki Dunn, CBU
Alyse Hasty, DSU
Amber Haas, DSU
Ashlee Nodhturft, DSU
Meredith Coleman, DSU
Kelcie Glidden, HSU
Lauren Lewis, HSU
Jeaniel Pati, HSU
Anna Lamb, HSU
Kayla Curbow, OBU
Kayla King, SAU
Whitney Brannon, SAU

Second Team East Division

Ashley Camp, UAH
Amy Harris, UAH
Tiffany Evans, LMU
Stephanie Glienke, UNA
Lindsey Bates, UNA
Caroline Cripe, VSU
Jess Butrica, UWA
Natalie Manis, UWF
Maira Gustin, UWF
Emily Burge, UWF
Ashlee Simpson, UWF
Kacie Crider, UWG
Mary Carlisle, UWG
Adrienne Clay, UWG

West Division

Kelli Little, UAM
Sarah Reed, UAM
Lauren Brooks, UAM
Molly Schweigert, ATU
Nicole Barry, ATU
Amy Sperle, UCA
Maegan Bell, UCA
Bre Myers, DSU
Britni Adcox, DSU
Sam St. Hilaire, DSU
Randa Blenden, DSU
Tessa Ray, HSU
Lauren Western, OBU
Tisha Thompson, SAU
Erin Litvik, SAU

2007 First Team East Division

Jenny Hess, UAH
Sage Woodham, UAH
Lindsey Bates, UNA
Lindsey Greene, UNA
Alex Acosta, VSU
Brianna Collis, VSU
Kristina Ely, VSU
Amy Gais, VSU
Kristen Lindsey, VSU
Robin Williams, VSU
Heather Shugart, UWA
Jamie Van Haltern, UWG
Kate Thompson, UWG
Jessie Wise, UWG

West Division

Kate Brady, UAM
Jenny Dunn, UAM
Meredith Heckel, UAM
Nikki Dunn, CBU
Chasey Niebrugge, DSU
Edie Oliver, DSU
Brittany Tillery, DSU
Kelcie Glidden, HSU
Jeaniel Pati, HSU
Haley Chambers, OBU
Whitney Brannon, SAU
Rebecca Forse, SAU
Joanna Jones, SAU
Tisha Thompson, SAU

Second Team East Division

Amy Harris, UAH
Stephanie Pinto, UAH
Kristina Prater, UAH
Stephanie Glienke, UNA
Jessica Liddy, UNA
Telecia Ramsey, VSU
Shannon Goggins, UWA
Ashlee Simpson, UWF
Taren Walton, UWF
Adrienne Clay, UWG
Kim Weaver, UWG

West Division

Sarah Reed, UAM
Becca Tipton, UAM
Sarah Pratt, ATU
Britney Adcox, DSU
Courtney Clark, DSU
Delanie Sloan, DSU
Sam St. Hilaire, DSU
Katie Corbell, HSU
Tiffany Stiger, HSU
Kayla Curbow, OBU
Beth McGhee, OBU
Lauren Western, OBU
Stephanie Beason, SAU

2008 First Team East Division

Alex Lewis, UAH
Sage Woodham, UAH
Taren Walton, UWF
Krystal Johnson, UAH
Robin Williams, VSU
Kristina Ely, VSU
Alex Acosta, VSU
Amy Harris, UAH
Kristina Prater, UAH
Lindsey Bates, UNA
Lindsey Greene, UNA
Emily White, UWA
Ashley Edgar, UWA
Courtney Gordon, UWA
Nicky VanCamp, UWF
Kara Pollock, UWG

West Division

Dana Aldrich, ATU
Casey Hammons, ATU
Lauren Carley, HSU
Roxie Palacios, ATU
Meredith Heckel, UAM
Joanna Jones, SAU
Haylee Williams, HSU
Molly Schweigert, ATU
Sarah Pratt, ATU
Sam St. Hilaire, DSU
Brittany Tillery, DSU
Kristen Rigsbee, OBU
Gemma Gibson, UAM
Tiphani Moon, ATU
Chasey Niebrugge, DSU
Kelcie Glidden, HSU
Jennifer Lynn, HSU
Cheyenne Savony, SAU

Second Team East Division

Megan Niesel, UNA
Kristen Lindsey, VSU
Jillian LaFrance, UWF
Kelli Hartley, UWA
Whitney Gay, UWF
Adrienne Clay, UWG
Andi Braswell, VSU
Laura Bagwell, UWA
Marilyn Cooper, UAH
Audrey Massingill, VSU
Valisha Fincher, UWA
Angela Smith, UWA
Candice Brown, UWG

West Division

Nikki Dunn, CBU
Britni Adcox, DSU
Kirstie Reed, SAU
Kayla Lucas, HSU
Lindsey Randall, UAM
Brittany Eikner, DSU
Chelsea Carr, DSU
Tori Gast, HSU
Heather Canerday, HSU
Jessica Lynn, HSU



ALL-TIME AWARDS

GULF SOUTH CONFERENCE COACH OF THE YEAR

1986	Ande Jones, UNA			Robbie Cameron, UWG
1987	Liz Kelly, UWA			Tami Cyr, UWF
1988	Liz Kelly, UWA	1999		Kevin Blaskowski, SAU
1989	Milly MacDonell, UTM			Tami Cyr, UWF
1990	Amy Hardeman, JSU	2001		Les Stuedeman, UAH
1991	Milly MacDonell, UTM	2002		Les Stuedeman, UAH
1992	Ron Durante, VSU	2003		Rita Higginbotham, MUW
1993	Rowanna Dozier, MC			Tami Cyr, UWF
1994	Ron Durante, VSU	2004		Richie Bruister, HSU
1995	Tami Cyr, UWF	2005		David Kuhn, DSU
1996	Les Stuedeman, UAH	2006		David Kuhn, DSU
1997	John Garriss, DSU	2007		Thomas Marcera, VSU
1998	Tami Cyr, UWF	2008		Les Stuedeman, UAH
				Gidget Pambianchi, ATU

GULF SOUTH CONFERENCE PLAYER OF THE YEAR*

EAST DIVISION

1997	Jill Burnett, UWF	1997	
1998	Jill Burnett, UWF	1998	
1999	Blake Baskin, UWF	1999	
2000	Lane Davis, UAH	2000	
2001	Lane Davis, UAH	2001	
2002	Lindsay Ellingsworth, VSU	2002	
2003	Ryann Ellingsworth, VSU	2003	
2004	Stephanie Pinto, UAH	2004	
2005	Stephanie Pinto, UAH	2005	
2006	Stephanie Pinto, UAH	2006	
2007	Alex Acosta, VSU	2007	
2008	Alex Acosta, VSU	2008	

WEST DIVISION

1997	Mandi Foster, DSU
1998	Jamie Sutton, MUW
1999	Cinnamon Bentley, MUW
2000	Jo Velasquez, UCA
2001	Julie Bowen, UAM
2002	Nicki Genre, DSU
2003	Lindsey Kight, UAM
2004	Lindsey Kight, UAM
2005	Alyse Hasty, DSU
2006	Alyse Hasty, DSU
2007	Meredith Heckel, UAM
2008	Dana Aldrich, ATU

GULF SOUTH CONFERENCE FRESHMAN OF THE YEAR*

EAST DIVISION

1997	Karie Newton, VSU	1997	
1998	Blake Baskin, UWF	1998	
1999	Zayne Smith, UWA	1999	
	Krissy Styma, UWF		
2000	Melanie Carter, UAH	2000	
2001	Tonya Coffey, VSU	2001	
2002	Katie Tillman, UAH		
2003	Natalie Manis, UWF	2002	
2004	Stephanie Pinto, UAH	2003	
2005	Lindsey Greene, UNA	2004	
2006	Sage Woodham, UAH		
2007	Candice Brown, UWG	2005	
2008	Alex Lewis, UAH	2006	
		2007	
		2008	

WEST DIVISION

1997	Cathy Parks, UAM
1998	Andrea Elkins, MUW
1999	Michele Haynie, MUW
	Mary Schilling, UCA
2000	Sasha Snyder, SAU
2001	Lindsey Kight, UAM
	Megan Pilkington, CBU
2002	Leslie Clothier, UCA
2003	Jodie Scott, UAM
2004	Maegan Bell, UCA
	Whitney Brannon, SAU
2005	Sam St. Hilaire, DSU
2006	Nikki Dunn, CBU
2007	Becca Tipton, UAM
2008	Kristen Rigsbee, OBU

GULF SOUTH CONFERENCE PITCHER OF THE YEAR^

EAST DIVISION

2005	Amber Browning, UWF	2005	
2006	Jennifer Buckley, UWF	2006	
2007	Sage Woodham, UAH	2007	
	Brianna Collis, VSU		
2008	Alex Lewis, UAH	2008	

WEST DIVISION

2005	Sam St. Hilaire, DSU
2006	Kayla King, SAU
2007	Nikki Dunn, CBU
	Rebecca Forse, SAU
2008	Dana Aldrich, ATU

*-The GSC did not award a Player of the Year or Freshman of the Year before 1997.

^-The GSC did not award a Pitcher of the Year before 2005.

Four-Time First Team All-GSC (13)

Tracey Brewer	VSU	1987-90
Dee Dee Taylor	TSU	1987-90
Susan Musselwhite	MC	1991-94
Kelly Blizman	VSU	1993-96
Wendy Hurst	UAH	1996-99
Lacy Serman	LMU	1999-02
Krissy Styma	UWF	1999-02
Julie Bown	UAM	1999-02
Melanie Carter	UAH	2000-03
Lindsey Kight	UAM	2001-04
Joy Long	DSU	2001-04
Leslie Clothier	UCA	2002-05
Renae Carter	LMU	2002-05

Three-Time First Team All-GSC (27)

Michelle Logan	UNA	1986, 88-89
Jessica Avery	MC	1988, 90-91
Lori Galloway	UWA	1988-89, 91
Angie Troncalli	UWA	1989-91
Bobbie Jo Cater	UWA	1990-92
Missy Durante	VSU	1990-92
Nikki Carter	LMU	1993, 95-96
Jennifer Baker	LMU	1996-98
Jodi Johnson	UNA	1996-98
Sonja Harper	VSU	1996-98
Misty Gray	UAH	1996, 98-99
Tracy Porter	UAH	1996, 98-99
Blake Baskin	UWF	1998-2000
Nicki Genre	DSU	1999-02
Casey Bougoyne	DSU	1999-02
Zayne Smith	UWA	1999-02
Sasha Snyder	SAU	1999-02
Jodie Scott	UAM	2003-05
Natalie Manis	UWF	2003-05
Stephanie Pinto	UAH	2004-06
Jodie Scott	UAM	2004-06
Meredith Coleman	DSU	2004-06
Alyse Hasty	DSU	2004-06
Brittney Walker	LMU	2004-06
Jessica Liddy	UNA	2004-06
Whitney Brannon	SAU	2004-07
Sage Woodham	UAH	2006-current

ALL-TIME GSC ALL-ACADEMIC TEAMS

<p>1986 Janet Bailey, UWG Sherry Byrd, UWA Kathy Osborne, UTM Leslie Reaver, UTM Dana Tidmore, UWA Teresa True, UTM</p> <p>1987 Janet Bailey, UWG Lisa Baker, DSU Katrina Bibb, MC Tracey Brewer, MC Becky Bobo, TSU Michelle Logan, UNA Leslie Reaver, UTM Melisa Stafford, DSU Traci Thomas, UWG Cindy Whitehead, MC</p> <p>1988 Lisa Baker, DSU Tracey Brewer, MC Jean Darneider, JSU Lori Galloway, UWA Melinda Hunnicutt, UWA Loree Johnson, VSU Michelle Logan, UNA Robin Nelson, UWA Theresa Schreck, UWA Tammy Sizemore, UTM</p> <p>1989 Tracey Brewer, MC Lisa Case, JSU Lori Galloway, UWA Amy Howard, DSU Melinda Hunnicutt, UWA Michelle Logan, UNA Jill New, JSU Amanda Pratt, UTM Melisa Stafford, DSU Lori Stocksett, UNA Debra Walden, VSU Michelle Wrobel, DSU</p> <p>1990 Barbara Berry, UWG Tracey Brewer, MC Karen Exner, JSU Lori Galloway, UWA Paige Gullede, MC Kristy Hunter, UNA Kathleen McGaha, UTM Stephanie Mills, MC Jennifer Norwood, DSU Dee Dee Taylor, TSU Angie Troncalli, UWA</p> <p>1991 Jessica Avery, MC Karen Exner, JSU Lori Galloway, UWA Paige Gullede, MC Kristy Hunter, UNA Kathleen McGaha, UTM Stephanie Mills, MC Jennifer Norwood, DSU Angie Troncalli, UWA Cindy Willie, UWA</p> <p>1992 Jessica Christ, UNA Lisa Curry, VSU Kim Derden, MC Lisa Fernandes, MC Kristy Holdbrooks, UNA Laura Jo McFall, UNA Allison Morell, VSU Joy Newman, UWG Tasha Petty, MC Lisa Smith, JSU</p>	<p>1993 Lisa Curry, VSU Lisa Fernandes, MC Cindy Gardner, UWA Kristy Holdbrooks, UNA Kelly Lindsey, LMU Deann Mundinger, UWA Jennifer Norwood, DSU Libby Parks, VSU Tasha Petty, MC Lisa Smith, JSU</p> <p>1994 Heather Burke, MUW Jessica Christ, UNA Lisa Fernandes, MC Amy Gearhart, MC Heidi Hill, MUW Jenny Lauer, UWA Laura Jo McFall, UNA Allison Morell, VSU Libby Parks, VSU Mia Reeves, DSU Kelli Schosser, UWA Christy Wade, UWA</p> <p>1995 Jessica Christ, UNA Sharon Elmore, MUW Martha Jackson, MC Jenny Lauer, UWA Brandi Norton, DSU Libby Parks, VSU Katrena Ramsey, VSU Stefanie Ritchey, MC Chris Sunderhaus, LMU Leslie Westmoreland, UNA</p> <p>1996 Misty Backus, UAM Jennifer Baker, LMU Sara Broyles, UCA Martha Jackson, MC Erin Murphy, MUW Brandi Norton, DSU Beth Pelezo, DSU Darcy Procopio, MUW Shelley Robinson, LMU Erin Smith, UWF Heather Smith, VSU Chris Sunderhaus, LMU Lisa Wipperfurth, UWA</p> <p>1997 Amy Adkins, CBU Jennifer Baker, LMU Sara Broyles, UCA Heather Carpenter, CBU Joni Dusenberry, MUW Elizabeth Pelezo, DSU Darcy Procopio, MUW Chris Sunderhaus, LMU Jamie Sutton, MUW Heather Smith, VSU Lisa Wipperfurth, UWA</p> <p>1998 Denna Bean, LMU Joni Dusenberry, MUW Stacey Ihler, UCA Kim Jones, MUW Sandy Morgan, UWF Elizabeth Pelezo, DSU Darcy Procopio, MUW Heather Smith, VSU Jamie Sutton, MUW Michelle Wood, UWF</p>	<p>1999 Blake Baskin, UWF Cinnamon Brown, UWA Joni Dusenberry, MUW Nann Fanguie, UWF Nora Fleming, CBU Stacey Ihler, UCA Kim Jones, MUW Julie McConathy, UAM Sandy Morgan, UWF Donna Sunnycalb, UWA Michelle Wood, UWF</p> <p>2000 Julie McConathy, UAM Jessica Frigon, UCA Mandi Henderson, UCA Joanna Velasquez, UCA Andrea Elkins, MUW Michele Haynie, MUW Kim Jones, MUW Jill James, UNA Lynley Cornelius, SAU Blake Baskin, UWF Sandy Morgan, UWF</p> <p>2001 Jessica Frigon, UCA Mandi Henderson, UCA Shanna Wall, CBU Nicki Miller, LMU Andrea Elkins, MUW Michele Haynie, MUW Jill James, UNA Lynley Cornelius, SAU Kelly Trout, SAU Krissy Styrna, UWF</p> <p>2002 Sara Winn, UAH Brooke Boatman, UCA Teresa Fulle, CBU Andrea Moss, CBU Shanna Wall, CBU Michele Haynie, MUW Lynley Cornelius, SAU Angela Lauzon, VSU Krissy Styrna, UWF Megan Davis, UWG</p> <p>2003 Sara Winn, UAH Casey Beach, UAM Lindsey Knight, UAM Joy Long, DSU Duana Meseyton, DSU Ashley Holmes, MUW</p>	<p>Lyndsey Knight, SAU Krystal Poulin, SAU Paige Trammell, UWF Rhonda Watson, UWF</p> <p>2004 Kristin Spencer, UAH Sara Winn, UAH Lindsey Kight, UAM Laura Lockaby, UAM Bonnie Wolf, UCA Joy Long, DSU Lyndsey Knight, SAU Krystal Poulin, SAU Brooke King, VSU Jackie Moore, UWF</p> <p>2005 Jenny Hess, UAH Stephanie Pinto, UAH Kristin Spencer, UAH Jodie Scott, UAM Jenny Bernard, CBU Jennifer Longo, CBU Alyse Hasty, DSU Renaee Carter, LMU Stephanie Elliott, UNA Cassie Blackwood, SAU Lindsey Haas, SAU</p> <p>2006 East Division Ashley Camp, UAH Kellie Corder, UAH Mary Farris, UAH Jenny Hess, UAH Stephanie Pinto, UAH Brittney Walker, LMU Kristen Maas, UNA Nicole Martinez, UNA Jess Butrica, UWA Adrienne Clay, UWG</p> <p>West Division Lauren Brooks, UAM Meredith Heckel, UAM Sarah Reed, UAM Molly Schweigert, ATU Maegan Bell, UCA Jenny Vernard, CBU Paula Cerrito, CBU Alyse Hasty, DSU Bre Myers, DSU</p>	<p>Whitney Brannon, SAU Kayla King, SAU Kayla Sharp, SAU Tisha Thompson, SAU</p> <p>2007 East Division Jenny Hess, UAH Stephanie Pinto, UAH Lindsey Bates, UNA Alex Acosta, VSU Brianna Collis, VSU Amy Gaiss, VSU Kristen Lindsey, VSU Robin Williams, VSU Whitney Gay, VSU Adrienne Clay, UWG</p> <p>West Division Lauren Brooks, UAM Sarah Reed, UAM Randa Blenden, DSU Katie Corbell, HSU Jeni Maxton, OBU Whitney Brannon, SAU Cheyenne Savony, SAU Tisha Thompson, SAU Meredith Heckel, UAM Kate Brady, UAM</p> <p>2008 East Division Kristina Prater, UAH Lindsey Bates, UNA Alex Acosta, VSU Rebecca Aszman, VSU Stephanie Ely, VSU Robin Williams, VSU Laura Bagwell, UWA Aubree Hudson, UWA Nicki VanCamp, UWF Adrienne Clay, UWG</p> <p>West Division Meredith Heckel, UAM Lauren Brooks, UAM Jenny Dunn, UAM Kate Brady, UAM Michelle Paul, CBU Chasey Niebrugge, DSU Brittany Eikner, DSU Katie Corbell, HSU Haylee Williams, HSU Samantha Hoelscher, SAU Joanna Jones, SAU Cheyenne Savony, SAU</p>																																																												
<p>Four-Time All-Academic Selections (3)</p> <table border="1" style="width: 100%; border-collapse: collapse;"> <tbody> <tr> <td>Tracey Brewer</td> <td>Mississippi College</td> <td>1987-90</td> </tr> <tr> <td>Lori Galloway</td> <td>West Alabama</td> <td>1988-91</td> </tr> <tr> <td>Michele Haynie</td> <td>Mississippi Women</td> <td>1999-02</td> </tr> </tbody> </table> <p>Three-Time All-Academic Selections (15)</p> <table border="1" style="width: 100%; border-collapse: collapse;"> <tbody> <tr> <td>Tracey Brewer</td> <td>Mississippi College</td> <td>1987-89</td> </tr> <tr> <td>Jessica Christ</td> <td>North Alabama</td> <td>1992, 1994-95</td> </tr> <tr> <td>Joni Dusenberry</td> <td>Mississippi-Women</td> <td>1997-99</td> </tr> <tr> <td>Lisa Fernandes</td> <td>Mississippi College</td> <td>1992-94</td> </tr> <tr> <td>Lori Galloway</td> <td>West Alabama</td> <td>1988-90</td> </tr> <tr> <td>Michelle Logan</td> <td>North Alabama</td> <td>1987-89</td> </tr> <tr> <td>Jennifer Norwood</td> <td>Delta State</td> <td>1990-91, 93</td> </tr> <tr> <td>Libby Parks</td> <td>Valdosta State</td> <td>1993-95</td> </tr> <tr> <td>Elizabeth Pelezo</td> <td>Delta State</td> <td>1996-98</td> </tr> <tr> <td>Darcy Procopio</td> <td>Mississippi-Women</td> <td>1996-98</td> </tr> <tr> <td>Heather Smith</td> <td>Valdosta State</td> <td>1996-98</td> </tr> <tr> <td>Chris Sunderhaus</td> <td>Lincoln Memorial</td> <td>1995-97</td> </tr> <tr> <td>Sara Winn</td> <td>Alabama-Huntsville</td> <td>2002-04</td> </tr> <tr> <td>Stephanie Pinto</td> <td>Alabama-Huntsville</td> <td>2005-07</td> </tr> <tr> <td>Jenny Hess</td> <td>Alabama-Huntsville</td> <td>2005-07</td> </tr> <tr> <td>Meredith Heckel</td> <td>Arkansas-Monticello</td> <td>2006-08</td> </tr> <tr> <td>Adrienne Clay</td> <td>West Georgia</td> <td>2006-08</td> </tr> </tbody> </table>					Tracey Brewer	Mississippi College	1987-90	Lori Galloway	West Alabama	1988-91	Michele Haynie	Mississippi Women	1999-02	Tracey Brewer	Mississippi College	1987-89	Jessica Christ	North Alabama	1992, 1994-95	Joni Dusenberry	Mississippi-Women	1997-99	Lisa Fernandes	Mississippi College	1992-94	Lori Galloway	West Alabama	1988-90	Michelle Logan	North Alabama	1987-89	Jennifer Norwood	Delta State	1990-91, 93	Libby Parks	Valdosta State	1993-95	Elizabeth Pelezo	Delta State	1996-98	Darcy Procopio	Mississippi-Women	1996-98	Heather Smith	Valdosta State	1996-98	Chris Sunderhaus	Lincoln Memorial	1995-97	Sara Winn	Alabama-Huntsville	2002-04	Stephanie Pinto	Alabama-Huntsville	2005-07	Jenny Hess	Alabama-Huntsville	2005-07	Meredith Heckel	Arkansas-Monticello	2006-08	Adrienne Clay	West Georgia	2006-08
Tracey Brewer	Mississippi College	1987-90																																																														
Lori Galloway	West Alabama	1988-91																																																														
Michele Haynie	Mississippi Women	1999-02																																																														
Tracey Brewer	Mississippi College	1987-89																																																														
Jessica Christ	North Alabama	1992, 1994-95																																																														
Joni Dusenberry	Mississippi-Women	1997-99																																																														
Lisa Fernandes	Mississippi College	1992-94																																																														
Lori Galloway	West Alabama	1988-90																																																														
Michelle Logan	North Alabama	1987-89																																																														
Jennifer Norwood	Delta State	1990-91, 93																																																														
Libby Parks	Valdosta State	1993-95																																																														
Elizabeth Pelezo	Delta State	1996-98																																																														
Darcy Procopio	Mississippi-Women	1996-98																																																														
Heather Smith	Valdosta State	1996-98																																																														
Chris Sunderhaus	Lincoln Memorial	1995-97																																																														
Sara Winn	Alabama-Huntsville	2002-04																																																														
Stephanie Pinto	Alabama-Huntsville	2005-07																																																														
Jenny Hess	Alabama-Huntsville	2005-07																																																														
Meredith Heckel	Arkansas-Monticello	2006-08																																																														
Adrienne Clay	West Georgia	2006-08																																																														

ALL-AMERICANS

UAH (21)		HSU (1)	
2006	Stephanie Pinto [UT]*	2007	Jeaniel Pati [C]*
2006	Kristin Spencer [AL]\$	LMU (1)	
2005	Stephanie Pinto [UT]*	2002	Renee Carter [C]\$
2005	Kristin Spencer [OF]#	MUW (3)	
2004	Stephanie Pinto [UT]*	2003	Sarah Maulonico [C]\$
2003	Melanie Carter [3B]*	1998	Jamie Sutton [2B]#
2002	Melanie Carter [UT]#	1994	Michelle Mullen [OF]
	Shannon Sims [DP]#	UNA (1)	
2001	Stephanie Berry [OF]*	2006	Jessica Liddy [C]#
	Lane Davis, UAH [P]*	VSU (5)	
	Renea Harrison [C]#	2007	Alex Acosta [SS]\$
	Audrey Harrison [SS]#	2006	Holly Willis [1B]\$
	Melanie Carter [2B]\$	2003	Ryann Ellingsworth [UT]*
2000	Melanie Carter [2B]#	2002	Lindsay Ellingsworth [P]#
	Audrey Williams [SS]#	1998	Sonia Harper [SS]\$
	Lane Davis [P]\$	1994	Libby Parks [OF]
1999	Wendy Hurst [P]*	UWF (6)	
	Tracy Porter [OH]*	2005	Amber Browning [P]#
	Lane Davis [DP]*	2003	Jackie Moore [P]\$
	Audrey Williams [SS]#	2001	Krissy Styrna [P]*
1998	Wendy Hurst [P]\$	2000	Krissy Styrna [UT]*
	UAM (4)		Blake Baskin [C]*
2007	Meredith Heckel [1B]#	1999	Blake Baskin [C]#
2007	Jenny Dunn (OF)*	*--First Team	
2003	Jodi Scott [OF]#	#--Second Team	
2002	Heidi Martin [OF]\$	\$--Third Team	
	DSU (1)		
2006	Alyse Hardy [OF]*		

STATISTICS CHAMPIONS

INDIVIDUAL

Batting Average

1988	Lori Weesner, UWG	.525 (32 h, 60 ab)
1989	Barbara Berry, UWG	.533 (40 h, 75 ab)

Triples Per Game

1987	Kilbrey Fowler, MUW	11
------	---------------------	----

Most Triples

1987	Kilbrey Fowler, MUW	12
1989	Connie Harris, MUW	11

Doubles Per Game

1992	Keri Manchester, DSU	.44 (14 2B)
1999	Zayne Smith, UWA	.050 (28 2B)

Most Doubles

1988	Theresa Schreck, UWA	17
1999	Zayne Smith, UWA	28

Most Victories

1988	Lori Galloway, UWA	33-11
1996	Wendy Hurst, UAH	40-19
1999	Wendy Hurst, UAH	36-8

Saves

2004	Danielle Scott, LMU	9
2006	Jenny Hess, UAH	11
2007	Jenny Hess, UAH	6
2008	Alex Lewis, UAH	10

TEAM

Home Runs Per Game

2004	Henderson State	1.15
------	-----------------	------

Doubles Per Game

1999	Alabama-Huntsville	2.05 (152 2B)
------	--------------------	---------------

Runs Per Game

1986	Mississippi College	252 runs (7.88)
------	---------------------	-----------------



2009 GSC GOLF

2009 GSC Golf Team Pages	125-126	Ouachita Baptist University	125
University of Arkansas at Monticello	125	Southern Arkansas University	126
Arkansas Tech University	125	Valdosta State University	126
Christian Brothers University	125	University of West Florida	126
Delta State University	125	University of West Georgia	126
Harding University	125	2008 GSC Golf Championship Results	127
Henderson State University	125	GSC in 2008 NCAA Post-Season	127
University of Montevallo	125	2008 GSC Golf Award Winners	128
University of North Alabama	125	GSC Championship History	129





University of Arkansas at Monticello



Head Coach
Joe Fakouri
Years at UAM
3
2008 GSC Championship Finishes
Men: 13th (1,028)
Women: 9th (955)
Top Men's Performers

Top Women's Performers
Kim Gibson, Leigh Sandler

Arkansas Tech University



Men's Head Coach
David Falconer
Alma Mater (Yr.)
Pittsburg State (1963)
Years at ATU
18
Women's Head Coach
Jessica Chandler
Alma Mater (Yr.)
DePauw (2001)
Years at ATU
First year
2008 GSC Championship Finishes
Men: 5th (890)
Women: 5th (682)
Top Men's Performers
Jarred Carlyle, B.J. Hawkins
Top Women's Performers
Ana Morales, Kyla McIsaac

Christian Brothers University



Head Coach
Anna Massa
Alma Mater (Yr.)
10
2008 GSC Championship Finishes
Men: 11th (930)
Women: 7th (790)
Top Men's Performers
Alan Killen, Lucas Shelton
Top Women's Performers
Woojin Jung, Cayce Densford

Delta State University



Head Coach
Sam Dunning
Alma Mater (Yr.)
Mississippi State (1974)
Years at DSU
18
2008 GSC Championship Finish
Men: 7th (910)
Top Men's Performers
Brandon Hartzell, Austin Smithers

Harding University



Men's Head Coach
Dustin Howell
Alma Mater (Yr.)
Harding (2000)
Years at HU
First year
Women's Head Coach
Dr. Nicky Boyd
Alma Mater (Yr.)
Henderson State (1969)
Years at HU
15
2008 GSC Championship Finishes
Men: 10th (927)
Women: 4th (669)
Top Men's Performers
Dusty Gourelly, Mike Sittler
Top Women's Performers
Brandi Watkins, Natalie Gay

Henderson State University



Head Coach
Blake McAfee
Alma Mater (Yr.)
Henderson State (2004)
Years at HSU
4
2008 GSC Championship Finish
Men: 6th (895)
Women: 3rd (651)
Top Men's Performers
Ben Cuzen, Jon Burton
Top Women's Performers
Jenna Chadwick, Janie Redfern

University of Montevallo



Head Coach
Jeff Palmer
Alma Mater (Yr.)
Montevallo (1991)
Years at UM
3
2008 GSC Championship Finishes
Men: 8th (923)
Women: 2nd (650)
Top Men's Performers
Danny Hebert, Jon Henderson
Top Women's Performers
Emily Gibson, Emma Breen

University of North Alabama



Head Coach
Billy Gamble
Alma Mater (Yr.)
Troy State (1967)
Years at UNA
20
2008 GSC Championship Finish
Men: 2nd (870)
Top Men's Performers
Brett Munson, Wes Smith

Ouachita Baptist University



Head Coach
David Sharp
Alma Mater (Yr.)
Ouachita Baptist (1980)
Years at OBU
11
2008 GSC Championship Finish
Men: 9th (925)
Top Men's Performers
Rob Greer, Cole Fisher



2008 GSC TEAM INFORMATION PAGES

Southern Arkansas University

Head Coach
Leonard Biddle
Alma Mater (Yr.)
Southern Arkansas (2004)
Years at SAU
4



2008 GSC Championship Finishes
Men: 12th (953)
Women: 8th (899)
Top Men's Performers
Cody Nelson, Peyton Mitchell
Top Women's Performers
Whitney Taylor, Chelsea Roach

Valdosta State University

Head Coach
Jared Purvis
Alma Mater (Yr.)
Troy (2001)
Years at VSU
7



2008 GSC Championship Finish
Men: 3rd (877)
Top Men's Performers
Brent Witcher, Cole Willis

University of West Florida

Men's Head Coach
Steve Fell
Alma Mater (Yr.)
West Florida (1991)
Years at UWF
14



Women's Head Coach
Robin Dezarn
Alma Mater (Yr.)
Auburn (1999)
Years at UWF
6
2008 GSC Championship Finishes
Men: 1st (856)
Women: 1st (624)
Top Men's Performers
Kyle Scott, Ryan Black
Top Women's Performers
Bhavna Shetty, Natalie Espinosa

University of West Georgia

Head Coach
Michael Horn
Alma Mater (Yr.)
Columbia College (1985)
Years at UWG
First year




2008 GSC Championship Finishes
Men: 4th (887)
Women: 6th (693)
Top Men's Returnees
Brynn Powers, Nelson Alvarez
Top Women's Returnees
Michelle Meher, Regan Freville



2009 GSC Men's and Women's Golf Championship April 19-21, Hot Springs Country Club Hot Springs, Arkansas

The Gulf South Conference Golf Tournament returns to the historic Hot Springs Country Club for the eighth consecutive year, ninth overall. The Hot Springs Country Club was established in 1898 and features 45 playable holes, including two 18-holes courses. Complete information about the Hot Springs C.C. can be found at www.hotspringscc.com/jclub/website.home

The women's two-day, 36-hole Championship runs from Sunday, April 19 until Monday, April 20. The men start their two-day, 54 hole Championship with 36 holes on April 20 and the final 18 holes on April 21.



The Hot Springs C.C. is located at 101 Country Club Drive, Hot Springs, AR 71901

2008 GSC CHAMPIONSHIP RESULTS



2008 GSC Men's Golf Championship April 21-22, Hot Springs Country Club Hot Springs, Arkansas

TEAM RESULTS (54 Holes)

Place	School	18	18	18	Total	-/+
1.	West Florida	285	289	282	856	-8
2.	North Alabama	288	295	287	870	+6
3.	Valdosta State	300	297	280	877	+13
4.	West Georgia	309	285	293	887	+23
5.	Arkansas Tech	303	293	294	890	+26
6.	Henderson State	295	303	297	895	+31
7.	Delta State	308	309	293	910	+46
8.	Montevallo	304	308	311	923	+59
9.	Ouachita Baptist	315	303	307	925	+61
10.	Harding	312	309	306	927	+63
11.	Christian Brothers	309	304	317	930	+66
12.	Southern Arkansas	328	310	315	953	+89
13.	Arkansas-Monticello	346	347	335	1028	+164

ALL-TOURNAMENT TEAM (Top Seven Finishers)

Finish	Name	School	Scores
1.	Tobias Rosendahl	West Florida	73 72 67 212 -4
2.	Brent Witcher	Valdosta State	75 71 67 213 -3
	Daniel Creel	North Alabama	69 77 67 213 -3
	Kyle Scott	West Florida	69 71 73 213 -3
5.	Matthew Galloway	West Florida	71 73 72 216 E
6.	Jarred Carlyle	Arkansas Tech	79 69 69 217 +1
	Dusty Gourley	Harding	73 71 73 217 +1
	Wes Smith	North Alabama	71 73 73 217 +1
	Jack Bartlett	Henderson State	69 75 73 217 +1
	Zach Lassetter	West Georgia	78 69 70 217 +1

I—Individual Champion

2008 GSC Women's Golf Championship April 20-21, Hot Springs Country Club Hot Springs, Arkansas

TEAM RESULTS (36 holes)

Place	School	18	18	Total	-/+
1.	West Florida	315	309	624	+48
2.	Montevallo	330	320	650	+74
3.	Henderson State	326	325	651	+75
4.	Harding	336	333	669	+93
5.	Arkansas Tech	352	330	682	+106
6.	West Georgia	356	337	693	+117
7.	Christian Brothers	402	388	790	+214
8.	Southern Arkansas	447	452	899	+323
9.	Arkansas-Monticello	513	442	955	+379

ALL-TOURNAMENT TEAM (Top Five Finishers)

Finish	Name	School	Scores
1.	Natalia Espinosa	West Florida	74 78 152 +8
2.	Jenna Chadwick	Henderson State	76 78 154 +10
3.	Meaghan Gulliksen	West Florida	80 76 156 +12
	Bhavna Shetty	West Florida	79 77 156 +12
5.	Morgan Bell	Montevallo	80 77 157 +13

I—Individual Champion

GSC IN NCAA POST-SEASON

2008 NCAA Men's Golf Super Regional May 5-7, Grey Rock Club, Austin, TX

TEAM RESULTS (54 Holes)

Place	School	-/+	18	18	18	Total
1.	West Florida	-12	279	279	282	840
2.	Nova Southeastern	-8	284	280	280	844
3.	Florida Southern	+4	279	298	279	856
4.	North Alabama	+6	289	286	283	858
5.	Barry	+17	294	292	283	869
6.	Lynn	+22	294	293	287	874
7.	Florida Tech	+27	300	286	293	879
8.	Valdosta State	+33	297	290	298	885

2008 NCAA Women's Golf Super Regional May 5-7, Mission Inn Resort Howley-In-The-Hills, FL

Place	School	-/+	18	18	18	Total
1.	Nova Southeastern	+38	308	293	301	902
2.	Rollins	+45	304	303	302	909
3.	Florida Southern	+62	310	317	299	926
4.	Barry	+68	312	310	310	932
5.	Lynn	+90	320	313	321	954
6.	West Florida	+121	330	328	327	985

2008 NCAA Men's Golf Championship May 14-17, Memorial Park, Houston, TX

TEAM RESULTS (72 Holes)

School	-/+	18	18	18	18	Total
1.) *West Florida	+9	292	275	276	286	1129
North Alabama	+9	290	281	284	274	1129
St. Edward's	+9	284	285	286	274	1129
4.) Georgia College & St	+12	287	272	288	285	1132
5.) Nova Southeastern	+17	284	287	287	279	1137
6.) Florida Southern	+22	283	290	289	280	1142
7.) South Carolina-Aiken	+23	282	290	289	282	1143
8.) Indianapolis	+24	280	284	291	289	1144
Western Washington	+24	282	289	289	284	1144
10.) Clayton State	+30	273	293	295	289	1150
11.) Grand Canyon	+31	282	285	292	292	1151
12.) Belmont Abbey	+32	278	294	289	291	1152
Colorado-CO Springs	+32	291	276	291	294	1152
14.) Grand Valley State	+36	283	288	293	292	1156
15.) Washburn	+41	286	293	285	297	1161
16.) Sonoma State	+47	292	286	301	288	1167
17.) Indiana	+49	295	291	287	296	1169
18.) CSU-San Bernardino	+50	289	288	296	297	1170
19.) Newberry	+66	286	294	303	303	1186
20.) Bryant	+69	291	306	295	297	1189

*--Won in three-team playoff



2008 GSC GOLF AWARD WINNERS

MEN'S HONOREES

2008 ALL-GSC TEAMS

FIRST TEAM

Jarred Carlyle, ATU
 Jack Bartlett, HSU
 Brent Witcher, VSU
 Tobias Rosendahl, UWF
 Kyle Scott, UWF
 Matthew Galloway, UWF

SECOND TEAM

Chase Smith, DSU
 Ben Cuzen, HSU
 Daniel Creel, UNA
 Brent Munson, UNA
 Rob Greer, OBU
 Cole Willis, VSU
 Otto Bonning, UWF
 Brandon Bennett, UWG
 Nelson Alvarez, UWG

GSC INDIVIDUAL HONORS

GSC Players of the Year: Brent Witcher, VSU
GSC Co-Freshman of the Year: Jack Bartlett, HSU
 Tobias Rosendahl, UWF
GSC Coach of the Year: Steve Fell, UWF

2008 GSC All-Academic Team

Jonathon Spikes, ATU	SO	Health & Physical Education	3.51
Ryan Applegate, HU	SR	Management	3.34
Dusty Gourley, HU	SR	Accounting	3.26
Wes Smith, UNA	SR	Business Management	3.56
Rob Greer, OBU	SO	Business Administration	4.00
*Matthew Galloway, UWF	SR	Marketing	3.45
Brandon Bennett, UWG	SR	Business	3.73

GSC in GCAA National Awards

Coach of the Year
 Steve Fell, UWF

Ping All-America Team

First Team

Tobias Rosendahl, UWF
 Kyle Scott, UWF
 Brent Witcher, VSU

Second Team

Matthew Galloway, UWF

Third Team

Jack Bartlett, HSU

Honorable Mention

Brandon Bennett, UWG
 West Smith, UNA
 Cole Willis, VSU

Cleveland Golf All-America Scholars

Matthew Galloway, UWF
 Wesley Smith, UNA

GSC in GCAA Regional Awards

Jack Bartlett, HSU
 Brandon Bennett, UWG
 Otto Bonning, UWF
 Daniel Creel, UNA
 Matthew Galloway, UWF
 Tobias Rosendahl, UWF
 Kyle Scott, UWF
 Cole Willis, VSU
 Brent Witcher, VSU

WOMEN'S HONOREES

2008 ALL-GSC TEAM

FIRST TEAM

Ana Morales, ATU
 Jenna Chadwick, HSU
 Morgan Bell, UM
 Bhavna Shetty, UWF
 #Natalie Espinosa, UWF

SECOND TEAM

Meredith Mosel, HSU
 Emily Gibson, UM
 Sarah Ross, UWG
 Regan Freville, UWG

GSC INDIVIDUAL HONORS

GSC Co-Players of the Year Jenna Chadwick, HSU
 Bhavna Shetty, UWF
GSC Freshman of the Year Bhavna Shetty, UWF
GSC Coach of the Year Robin Cook-Dezarn, UWF

2008 GSC All-Academic Team

Lindsay Rymes, UAM	SR	Math & Sciences	3.98
Kim Gibson, UAM	SO	Biology (Pre-Med)	3.63
Danielle Lewis, ATU	JR	Management & Marketing	3.44
Taren Swindle, HU	SR	Psychology/Vocational Ministry	4.00
Jenna Chadwick, HSU	JR	General Studies	3.63

GSC CHAMPIONSHIP HISTORY



Past Men's Golf Champions


Year	Team Champion	Year	*Player of the Year	Year	*Freshman of the Year	Year	*Coach of the Year
1972	Troy State	1972	Danny Ott, NSU			1972	Bob Gros, NSU
1973	Southeastern Louisiana	1973	Jack Slocum, SELA			1973	Luke Marlar, SELA
1974	Southeastern Louisiana	1974	Bob Konsdorf, NWSU			1974	Luke Marlar, SELA
1975	Troy State	1975	Ronny Mobley, TSU			1975	Mike Griffin, TSU
1976	Troy State	1976	Don Reese, TSU			1976	Mike Griffin, TSU
1977	Nicholls State	1977	Mike Johnson, NSU			1977	Bob Gros, NSU
1978	Southeastern Louisiana	1978	Lou Matrone, TSU			1978	Ken Kennelly, SELA
1979	Nicholls State	1979	Mike Johnson, NSU			1979	Bob Gros, NSU
1980	Troy State	1980	Paul Perrini, TSU			1980	Mike Griffin, TSU
1981	Troy State	1981	Ben Bates, TSU			1981	Mike Griffin, TSU
1982	Troy State	1982	Tracy Lowry, TSU			1982	Mike Griffin, TSU
1983	Troy State	1983	Flip Bradley, TSU			1983	Mike Griffin, TSU
1984	Troy State	1984	Chip Holcombe, TSU			1984	Mike Griffin, TSU
1985	Troy State	1985	Craig Steves, JSU			1985	Ronny Mobley, TSU
1986	Troy State	1986	Ray Pearce, UTM			1986	Ronny Mobley, TSU
1987	Troy State	1987	Mike Wright, TSU			1987	Barney Burnett, TSU
1988	Troy State	1988	Scott Hay, VSU			1988	Barney Burnett, TSU
1989	Troy State	1989	Scott Hay, VSU			1989	Nicky Balanis, VSU
1990	Troy State	1990	Joe Shahady, TSU			1990	Barney Burnett, TSU
1991	Troy State	1991	Jeff Jordan, JSU			1991	Barney Burnett, TSU
1992	Jacksonville State	1992	Todd Spaulding, VSU			1992	James Hobbs, JSU
1993	Jacksonville State	1993	Jamie Easley, DSU Mike Swiger, JSU			1993	James Hobbs, JSU
1994	Valdosta State	1994	Briny Baird, VSU			1994	Nicky Balanis, VSU
1995	West Florida	1995	Bill Montgomery, UWF			1995	Steve Fell, UWF
1996	Valdosta State	1996	Stuart Clark, UNA David Poole, DSU			1996	Nicky Balanis, VSU
1997	West Florida	1997	Butch Bundy, UWF			1997	Steve Fell, UWF
1998	West Florida	1998	Orjan Larsen, UWF			1998	Steve Fell, UWF
1999	Valdosta State	1999	Orjan Larsen, UWF			1999	Nicky Balanis, VSU
2000	Valdosta State	2000	Alan McAfee, DSU			2000	Nicky Balanis, VSU
2001	West Florida	2001	Stuart Manley, UWF			2001	Steve Fell, UWF
2002	West Florida	2002	Kevin Warrick, UWF	2002	Ty Harris, UWF	2002	Steve Fell, UWF
2003	West Florida	2003	Kent Manion, UCA	2003	Jordan Short, UCA	2003	Steve Fell, UWF
2004	Arkansas Tech	2004	Kevin Jones, DSU	2004	Kevin Jones, DSU	2004	David Falconer, ATU
2005	Delta State	2005	James Porter, UNA	2005	Brandon Bennett, UWF	2005	Sam Dunning, DSU
2006	West Florida	2006	Matthew Galloway, UWF	2006	Jarred Carlyle, ATU	2006	Steve Fell, UWF
2007	West Florida	2007	Matthew Galloway, UWF	2007	David Lingmerth, UWF Ben Cuzen, HSU	2007	Steve Fell, UWF
2008	West Florida	*2008	Brent Witcher, VSU	*2008	Jack Bartlett, HSU Tobias Rosendahl, UWF	*2008	Steve Fell, UWF

Note:*--In 2008, Player, Freshman and Coach of the Year honors were selected using the ballot process and not depending on GSC Tournament finishes.

Past Women's Golf Champions

Year	Team Champion	Year	^Player of the Year	Year	^Freshman of the Year	Year	^Coach of the Year
*2003	Central Arkansas						
*2004	West Florida						
2005	Central Arkansas	2005	Kate Eck, UCA	2005	Jenna Goulet, LMU	2005	Ryke Dismuke, UCA
2006	West Florida	2006	Nicole Forshner, UCA	2006	Nicole Forshner, UCA	2006	Robin Cook-Dezarn, UWF
2007	West Florida	2007	Sarah Nicholson, UWF	2007	Natalie Espinoza, UWF	2007	Robin Cook-Dezarn, UWF
2008	West Florida	2008	Jenna Chadwick, HSU Bhavna Shetty, UWF	2008	Bhavna Shetty, UWF	2008	Robin Cook-Dezarn, UWF

Notes:*--The GSC conducted a provisional Tournament in 2003 and 2004 before the first official Women's Golf Championship in 2005; ^--In 2008, Player, Freshman and Coach of the Year honors were selected using the ballot process and not depending on GSC Tournament finishes.



2009 GSC TENNIS

2009 GSC Men's and Women's Team Pages	131-132
East Division	
University of Alabama in Huntsville	131
University of Montevallo	131
University of North Alabama	131
Valdosta State University	131
University of West Alabama	131
University of West Florida	131
West Division	
Arkansas Tech University	132

Christian Brothers University	132
Delta State University	132
Harding University	132
Henderson State University	132
Ouachita Baptist University	132
Southern Arkansas University	132
2008 GSC Men's Tennis Year in Review	133
2008 GSC Women's Tennis Year in Review	134
GSC Men's Tennis Post-Season Awards	135
GSC Women's Tennis Post-Season Awards	136





University of Alabama in Huntsville

Head Coach
Julie Woltjen
Alma Mater (Yr.)
Trinity University
Years at UAH
6
2008 Men's Overall Record:
4-11
2008 Men's GSC Record:
0-3 (5th in East)
2008 Women's Overall Record:
6-12
2008 Women's GSC Record:
1-4 (5th in East)



University of Montevallo

Head Coach
Steve Faulkner
Alma Mater (Yr.)
Jacksonville State (1985)
Years at UM
3
2008 Women's Overall Record:
5-15
2008 Women's GSC Record:
0-5 (6th in East)



University of North Alabama

Head Coach
Jessica Strucher (G.A.)
Alma Mater (Yr.)
North Alabama (2008)
Years at UNA
First Year
2008 Men's Overall Record:
9-7
2008 Men's GSC Record:
2-1 (2nd in East)
2008 Women's Overall Record:
10-6
2008 Women's GSC Record:
3-1 (3rd in East)



Valdosta State University

Head Coach
John Hansen
Alma Mater (Yr.)
Troy (2001)
Years at VSU
7
2008 Men's Overall Record:
15-6
2008 Men's GSC Record:
1-1 (3rd in East, GSC Champion)
2008 Women's Overall Record:
17-6
2008 Women's GSC Record:
4-0 (1st in East, GSC Champion)



University of West Alabama

Men's Head Coach
Glen Fanelli
Alma Mater (Yr.)
Kentucky (1986)
Years at UWA
2
2008 Men's Overall Record:
13-12
2008 Men's GSC Record:
1-3 (4th in East)
2008 Women's Overall Record:
15-12
2008 Women's GSC Record:
2-3 (4th in East)



University of West Florida

Men's Head Coach
Derrick Racine
Alma Mater (Yr.)
Valdosta State (1988)
Years at UWF
11
2008 Men's Overall Record:
24-5
2008 Men's GSC Record:
4-0 (1st in East)
2008 Women's Overall Record:
17-11
2008 Women's GSC Record:
4-1 (2nd in East)



2009 GSC Men's and Women's Tennis Championships April 18-19, Lagoon Park Tennis Center Montgomery, Alabama

The Gulf South Conference Men's and Women's Tennis Championship Tournaments return to a neutral site for the second year in a row. Eight men's and eight women's squads will travel to the Lagoon Park Tennis Center in Montgomery, Alabama. Lagoon Park features 17 fully lighted laykold courts, including a stadium with seating for up to 2,500 people. The Lagoon Park Tennis Center is located at 2855 Lagoon Park Drive, Montgomery, AL 36109.





GSC WEST DIVISION TEAM PAGES

Arkansas Tech University

Head Coach
Abby Davis
Alma Mater (Yr.)
Arkansas Tech (2002)
Years at ATU
5



2008 Women's Overall Record:
11-10
2008 Women's GSC Record:
3-3 (T-3rd in West)

Christian Brothers University

Head Coach
Dale Jerden
Alma Mater (Yr.)
Memphis (1979)
Years at CBU
5



2008 Men's Overall Record:
2-13
2008 Men's GSC Record:
0-3 (4th in West)
2008 Women's Overall Record:
2-11
2008 Women's GSC Record:
0-6 (7th in West)

Delta State University

Head Coach
Asa Atkinson
Alma Mater (Yr.)
Mississippi State (1963)
Years at DSU
16



2008 Men's Overall Record:
12-6
2008 Men's GSC Record:
2-1 (2nd in West)
2008 Women's Overall Record:
14-4
2008 Women's GSC Record:
6-0 (1st in West)

Harding University

Men's Head Coach
David Elliot
Alma Mater (Yr.)
Harding (1969)
Years at HU
34



2008 Men's Overall Record:
14-7
2008 Men's GSC Record:
1-2 (3rd in West)
2008 Women's Overall Record:
19-6
2008 Women's GSC Record:
5-1 (2nd in West)

Henderson State University

Head Coach
Brenda Barrett
Alma Mater (Yr.)
Henderson State (1979)
Years at HSU
16



2008 Women's Overall Record:
7-9
2008 Women's GSC Record:
3-3 (T-3rd in West)

Ouachita Baptist University

Men's Head Coach
Craig Ward
Alma Mater (Yr.)
Ouachita Baptist (1990)
Years at OBU
19



Women's Head Coach
Betsy Danner
Alma Mater (Yr.)
Ouachita Baptist (1973)
Years at HU
16
2008 Men's Overall Record:
14-5
2008 Men's GSC Record:
3-0 (1st in West)
2008 Women's Overall Record:
3-13
2008 Women's GSC Record:
1-5 (6th in West)

Southern Arkansas University

Head Coach
Chet Pike
Alma Mater (Yr.)
Louisiana Tech (1997)
Years at SAU
First Year



2008 Women's Overall Record:
7-9
2008 Women's GSC Record:
3-3 (T-3rd in West)



2007-08 GSC MEN'S TENNIS YEAR IN REVIEW



FINAL GSC STANDINGS

EAST DIVISION

Conference Overall

Team	W	L	Pct.	W	L	Pct.	Streak
^!#5 West Florida	4	0	1.000	24	5	.828	L-1
*!#31 North Alabama	2	1	0.667	9	7	.563	L-2
^*!#2 Valdosta State	1	1	0.500	15	6	.714	L-1
!West Alabama	1	3	0.250	13	12	.520	W-1
Alabama-Huntsville	0	3	0.000	4	11	.267	L-1

WEST DIVISION

Conference Overall

Team	W	L	Pct.	W	L	Pct.	Streak
^!#9 Ouachita Baptist	3	0	1.000	14	5	.737	L-1
*!#30 Delta State	2	1	0.667	12	6	.667	L-1
*!Harding	1	2	0.333	14	7	.667	L-7
!Christian Brothers	0	3	0.000	2	13	.133	L-4

^—Advanced to NCAA Championships; GSC Champion in **BOLD**; *—NCAA Participant; \$—Division Champion; !—Clinched GSC Tournament Berth

2008 GSC TOURNAMENT RESULTS

(@ Lagoon Park/O'Connor Tennis Center
Montgomery, AL)

SATURDAY, APRIL 19

Quarter-Finals

Match #1 (OTC)	E1 West Florida 5, W4 Christian Brothers 0
Match #2 (OTC)	E3 Valdosta State 5, W2 Delta State 0
Match #3 (OTC)	E2 North Alabama 5, W3 Harding 3
Match #4 (OTC)	W1 Ouachita Baptist 5, E4 West Alabama 0

Semi-Finals

Match #5 (OTC)	E3 Valdosta State 5, E1 West Florida 2
Match #6 (OTC)	W1 Ouachita Baptist 5, E2 North Alabama 0

Consolation Semi-Finals

Match #7 (OTC)	W2 Delta State 5, W4 Christian Brothers 1
Match #8 (LP)	E4 West Alabama 5, W3 Harding 4

SUNDAY, APRIL 20

Championship

Match #9 (LP)	E3 Valdosta State 5, W1 Ouachita Baptist 3
---------------	--

Notes: (LP)-Lagoon Park Tennis Center; (OTC)-O'Connor Tennis Center

2008 ALL-GSC MEN'S TENNIS TEAM

East Division

Jan Miskos, UNA
Carlos Cardenas, UNA
Zach Bereznicki, UNA
Floridan Halb, VSU
Joerg Ekkenga, VSU
Leos Jelinek, VSU
Eduardo Cavasotti, UWF
Nicolas Barrientos, UWF

West Division

Pascal LaPlace, DSU
Rafael Weigard, DSU
Olzhas Taniyev, HU
Marco Ruiz, HU
Ondrej Vana, OBU
Jan Plewinski, OBU
Till Heilshorn, OBU
Jakub Smid, OBU

GSC ALL-AMERICAN HONORS

ITA ALL-AMERICA TEAM

Eduardo Cavasotti, West Florida (S)
Joerg Ekkenga, Valdosta State (S, D)
Floridan Halb, Valdosta State (S)
Leos Jelinek, Valdosta State (S, D)
Jakub Smid, Ouachita Baptist (D)
Ondra Vana, Ouachita Baptist (S, D)

S--Singles; D--Doubles

Senior Player of the Year

Ondrej Vana, Ouachita Baptist

GSC ALL-REGION HONORS

WILSON/ITA SOUTH REGION AWARDS

Coach of the Year

John Hansen, Valdosta State

Senior Player of the Year

Ondrej Vana, Ouachita Baptist

Rookie Player of the Year

Patrick Bateman, West Florida

Player to Watch

Jan Miskos, North Alabama

GSC IN THE 2008 NCAA TOURNAMENT

2008 NCAA MEN'S TENNIS SOUTH REGIONAL TOURNAMENTS

(@ Valdosta State University, Valdosta, GA)

THURSDAY, MAY 8

First Round

Match #1 No. 2 Delta State 5, No. 3 North Alabama 2

FRIDAY, MAY 9

Second Round (Regional Final)

Match #2 No. 1 Valdosta State 5, Delta State 0

(@ University of West Florida, Pensacola, FL)

THURSDAY, MAY 8

First Round

Match #1 No. 2 Ouachita Baptist 5, No. 3 Tuskegee 0

Match #2 No. 1 West Florida 5, No. 4 Harding 0

FRIDAY, MAY 9

Second Round (Regional Final)

Match #3 West Florida 5, Ouachita Baptist 2

2008 NCAA CHAMPIONSHIPS

(@ Houston, TX)

WEDNESDAY, MAY 14

Round of 16

Valdosta State 5, Bloomsburg 0

West Florida 5, Concordia (NY) 4

THURSDAY, MAY 15

Quarter-Finals

Drury 5, Valdosta State 3

West Florida 5, Hawaii Pacific 4

FRIDAY, MAY 16

Semi-Finals

Armstrong Atlantic 5, West Florida 1



2007-08 GSC WOMEN'S TENNIS YEAR IN REVIEW

FINAL GSC STANDINGS

EAST DIVISION

Team	Conference			Overall			Streak
	W	L	Pct.	W	L	Pct.	
^\$!#4 Valdosta State	4	0	1.000	17	6	0.739	L-1
^!#6 West Florida	4	1	0.800	17	11	0.607	L-1
*!#39 North Alabama	3	1	0.750	10	6	0.625	L-1
!West Alabama	2	3	0.400	15	12	0.556	L-3
Alabama-Huntsville	1	4	0.200	6	12	0.333	W-1
Montevallo	0	5	0.000	5	15	0.250	L-3

WEST DIVISION

Team	Conference			Overall			Streak
	W	L	Pct.	W	L	Pct.	
*\$!#20 Delta State	6	0	1.000	14	4	0.778	L-1
*!Harding	5	1	0.833	19	6	0.760	L-2
!Arkansas Tech	3	3	0.500	11	10	0.524	L-3
!Henderson State	3	3	0.500	7	9	0.438	W-1
Southern Arkansas	3	3	0.500	7	9	0.438	L-1
Ouachita Baptist	1	5	0.167	3	13	0.188	L-1
Christian Brothers	0	6	0.000	2	11	0.154	L-4

!—Clinched GSC Tournament Berth; \$—Division Champion; GSC Champion in **BOLD**; *—NCAA Participant; ^—Advanced to NCAA Championships

2008 GSC TOURNAMENT RESULTS

(@ Lagoon Park/O'Connor Tennis Center
Montgomery, AL)

SATURDAY, APRIL 19

Quarter-Finals

Match #1	E1 Valdosta State 5, W4 Arkansas Tech 0
Match #2	E3 North Alabama 5, W2 Harding 1
Match #3	E2 West Florida 5, W3 Henderson State 0
Match #4	W1 Delta State 5, E4 West Alabama 0

Semi-Finals

Match #5	E1 Valdosta State 5, E3 North Alabama 1
Match #6	E2 West Florida 5, W1 Delta State 3

Consolation Semi-Finals

Match #7	W2 Harding 5, W4 Arkansas Tech 2
Match #8	W3 Henderson State 5, E4 West Alabama 4

SUNDAY, APRIL 20

Championship

Match #9	E1 Valdosta State 5, E2 West Florida 4
----------	--

2008 ALL-GSC WOMEN'S TENNIS TEAM

FIRST TEAM

East Division	West Division
Rachel Hartley, UM	Saki Matsuokam, ATU
Pippa Reakes, UNA	Katharina Nett, DSU
Yuliya Zelenskaya, UNA	Cecile Benzaki, DSU
Dominique Rothlaender, VSU	Milena Araujo, DSU
Raphaella Durante, VSU	Alicia Williams, HU
Nicole Shanahan, UWA	Karina Gomes, HU
Suzanna Cavalcante, UWF	Iustina Gasca-Silva, HSU
Paola Arevalo, UWF	Mariana Divardin, OBU
Renata Mattos, UWF	

SECOND TEAM

East Division	West Division
Mallory Waites, UNA	Whitney Simmons, ATU
Jessica Strucher, UNA	Anna Carson, ATU
Natali Gumbrecht, VSU	Krystle Ozols, DSU
Tina Trautman, VSU	Melissa West, HSU
	Kristie Reid, OBU
	Rachel Vinsant, SAU
	Meaghan Ocanas, SAU
	Aneeka Bhalla, SAU

GSC ALL-AMERICAN HONORS

ITA ALL-AMERICA TEAM

Suzanna Cavalcante, West Florida (S, D)
Paola Arevalo, West Florida (D)

S--Singles; D--Doubles

GSC ALL-REGION HONORS

WILSON/ITA SOUTH REGION AWARDS

Coach of the Year

John Hansen, Valdosta State

Senior Player of the Year

Paola Arevalo, West Florida

Rookie Player of the Year

Pippa Reakes, North Alabama

Player to Watch

Natali Gumbrecht, Valdosta State

Arthur Ashe, Jr. Award for Leadership & Sportsmanship

Suzanna Cavalcante, West Florida

GSC IN THE 2008 NCAA TOURNAMENT

2008 NCAA WOMEN'S TENNIS SOUTH REGIONAL TOURNAMENTS

(@ Valdosta State University, Valdosta, GA)

THURSDAY, MAY 8

First Round

Match #1	No. 3 North Alabama 5, No. 2 Tuskegee 0
----------	---

FRIDAY, MAY 9

Second Round (Regional Final)

Match #2	No. 1 Valdosta State 5, North Alabama 0
----------	---

(@ University of West Florida, Pensacola, FL)

THURSDAY, MAY 8

First Round

Match #1	No. 2 Delta State 5, No. 3 Harding 0
Match #2	No. 1 West Florida 5, No. 4 Benedict 0

FRIDAY, MAY 9

Second Round (Regional Final)

Match #3	West Florida 5, Delta State 0
----------	-------------------------------

2008 NCAA CHAMPIONSHIPS

(@ Houston, TX)

WEDNESDAY, MAY 14

Round of 16

Valdosta State 5, Slippery Rock 0

West Florida 5, California (PA) 1

THURSDAY, MAY 15

Quarter-Finals

Valdosta State 5, Hawaii Pacific 0

BYU-Hawaii 5, West Florida 1

FRIDAY, MAY 16

Semi-Finals

Lynn 5, Valdosta State 2

GSC MEN'S TENNIS POST-SEASON AWARDS



COACH OF THE YEAR

1973	Gary McCann, Nicholls State
1974	Gary McCann, Nicholls State
1975	Johnnie Emmons, Northwestern St.
1976	Randy Raymond, Nicholls State
1977	Randy Raymond, Nicholls State
1978	Randy Raymond, Nicholls State
1979	Randy Raymond, Nicholls State
1980	Glenn Roswal, JSU
1981	Larry Thompson, UNA
1982	Dennis Busard, UTM
1983	Dennis Busard, UTM
1984	Dennis Busard, UTM
1985	Dennis Busard, UTM
1986	John Hansen, VSU
1987	Dennis Taylor, UTM
1988	Dennis Taylor, UTM
1989	Dennis Taylor, UTM
1990	Steve Bailey, JSU
1991	Steve Bailey, JSU
1992	Steve Bailey, JSU
1993	Larry Thompson, UNA
1994	Ray Bridges, DSU
1995	Larry Thompson, UNA
	John Hansen, VSU
1996	John Hansen, VSU
1997	John Hansen, VSU
1998	Skeeter Carson, UWF
1999	Derrick Racine, UWF
2000	John Hansen, VSU
2001	John Hansen, VSU
2002	Derrick Racine, UWF
2003	Derrick Racine, UWF
2004	John Hansen, VSU
2005	Derrick Racine, UWF
2006	Derrick Racine, UWF
2007	John Hansen, VSU
2008	John Hansen, VSU

PLAYER OF THE YEAR

1989	Vesa Ponkka, UTM
1990	Vesa Ponkka, UTM
1991	Eric Anderson, VSU
1992	Deion Giles, DSU
1993	Dominick Hinds, JSU
1994	East: John Werner, VSU West: Xavier Yssel, DSU
1995	Peter Mortensen, VSU
1996	N/A
1997	East: Patric Staalbark, UWF West: Miro Kocik, DSU
1998	East: Klans Acker, VSU West: Erik Pickett, HSU
1999	East: Nicolai Sablowski, UWF West: Louis Steenkamp, DSU
2000	East: Christophe Napp, VSU West: Fabien Guardiola, DSU
2001	East: Radovan Chrz, UWF West: Jacob Martinez, HU
2002	East: Tobias Huning, VSU West: Gilles Lagardere, OBU
2003	East: Radovan Chrz, UWF West: Guillaume Coubard, OBU
2004	East: Guillame DeVerbizier, UWF West: Alejandro Alvez, DSU
2005	East: Christoph Schneider, VSU West: David Voravongsa, DSU
2006	East: Diego Zorzi, UWF West: Jakub Smid, OBU
2007	East: Diego Zorzi, UWF West: Ondrej Vana, OBU
2008	East: Nicolas Barrientos, UWF West: Ondrej Vana, OBU

FRESHMAN OF THE YEAR

1986	Mike Beck, JSU
1987	N/A
1988	Jonathan Howes, JSU
1989	Ab Kudra, UWA Luciano D'Andrea, UTM
1990	Steve Barsby, TSU Brian Hinson, UNA
1991	Joe Kantor, UWA Daniel Lobb, UTM
1992	Neil Curtis, UWA
1993	Vladimir Makatazerya, UWG
1994	East: Brent Loggins, UWG West: Xavier Yssel, DSU
1995	Peter Jorgensen, UWF Jon Stott, UWA
1996	N/A
1997	Philippe Fecteau, LMU
1998	East: Nicklas Rohdin, LMU West: Louis Steenkamp, DSU
1999	East: Frantisek Krepelka, UWF West: Herman Scholtemeijer, DSU
2000	East: David Olave, VSU West: Fabien Guardiola, DSU
2001	East: Radovan Chrz, UWF West: Jeffrey Farris, DSU Rodrigo Cervantes, HU
2002	East: Peter Kreutzfeldt, VSU West: Alex Alvez, DSU David Ferreira, HU
2003	East: Christoph Schneider, VSU Guillame DeVerbizier, UWF West: Guillaume Coubard, OBU
2004	East: Lukas Burkon, LMU West: Thomas Pasquet, DSU
2005	East: Diego Zorzi, UWF West: Vagen Adapian, OBU
2006	East: Jindra Chaloupka, LMU West: Vasek Sterka, OBU
2007	East: Joerg Ekkenga, VSU West: Tye-Van Myers, OBU
2008	East: Patrick Bateman, UWF West: Jan Plewinski, OBU

Retired Awards

SENIOR OF THE YEAR

1986-1995

1986	Martin Bromfield, UTM
1987	
1988	Greg Harley, JSU
1989	Tracy Perry, JSU Rogerio Cypriano, UTM
1990	Vesa Ponkka, UTM
1991	Eric Anderson, VSU
1992	Eric Hoglund, JSU
1993	Lars van Gelder, JSU
1994	East: John Werner, VSU West: Deion Giles, DSU
1995	Rob Armour, DSU

SPORTSMANSHIP AWARD

1986-1995

1986	Andy King, UWG
1987	
1988	David Sack, UWG
1989	Andy Knight, UNA Tracy Perry, JSU
1990	Jonathan Howes, JSU
1991	Eric Anderson, VSU
1992	Brian Hinson, UWA Scott Hudler, VSU
1993	Rob Armour, DSU
1994	East: Leonardo Lavarde, VSU West: Neil Curtis, UWA
1995	John Shelley, UNA



GSC WOMEN'S TENNIS POST-SEASON AWARDS

COACH OF THE YEAR		PLAYER OF THE YEAR		FRESHMAN OF THE YEAR	
1986	Steve Bailey, JSU	1990	Chan Dixon, VSU	1987	Lea Clayton, JSU
1987	Sharman Coley, UNA	1991	Chan Dixon, VSU		Yvette Butler, UNA
1988	Steve Bailey, JSU	1992	Monica Kamen, UWG	1988	Chan Dixon, VSU
1989	Steve Bailey, JSU	1993	Masa Oreskovic, VSU	1989	Marne Andrulionis, JSU
1990	Steve Bailey, JSU	1994	Masa Oreskovic, VSU	1990	Shannon Brown, JSU
1991	Don Medeiros, UWG	1995	Masa Oreskovic, VSU	1991	Jennifer Walker, TSU
1992	Kevin Bradford, UNA	1996	Not awarded	1992	Masa Oreskovic, VSU
1993	John Hansen, VSU	1997	East: Federica Scalabrino, UWF West: Ivana Belancic, MUW	1993	Tracey Wilder, JSU
1994	John Hansen, VSU	1998	East: Mirva Maenpaa, VSU West: Adri Van Der Wath, DSU	1994	Maria Segarra, VSU
1995	Skeeter Carson, UWF	1999	East: Andreea Petrisor, UWF West: Eszter Zlatarov, MUW	1995	Tori Armour, DSU
1996	Not awarded	2000	East: Andreea Petrisor, UWF West: Nicole Plikat, MUW	1996	Not awarded
1997	Jane Paterson, MUW	2001	East: Andreea Petrisor, UWF West: Barbara van der Gugten, OBU	1997	East: Stephanie Lewis, LMU West: Ivana Belancic, MUW
1998	Skeeter Carson, UWF	2002	East: Elena Torres, UNA West: Victoria Domina, OBU	1998	East: Mirva Maenpaa, VSU West: Adri Van Der Wath, DSU
1999	Derrick Racine, UWF	2003	East: Eva Petsching, VSU West: Victoria Domina, OBU	1999	East: Aparna Sreenivasan, VSU West: Eszter Zlatarov, MUW
2000	Derrick Racine, UWF	2004	East: Sabine Krawietz, UWF West: Stephanie Devine, HSU	2000	East: Petra Gromes, VSU West: Nicole Plikat, MUW
2001	Derrick Racine, UWF	2005	East: Eva Petsching, VSU West: Maja Kovacev, UCA	2001	East: Sabine Krawietz, UWF West: Barbara van der Gugten, OBU
2002	Derrick Racine, UWF	2006	East: Suzanna Cavalcante, UWF West: Maja Kovacev, UCA	2002	East: Ginger Rose, UNA West: Victoria Domina, OBU
2003	Betsy Danner, OBU	2007	East: Suzanna Cavalcante, UWF West: Catalina Cruz, OBU	2003	East: Eva Petsching, VSU West: Helena Besvoic, OBU
2004	Betsy Danner, OBU	2008	East: Suzanna Cavalcante, UWF West: Cecile Benzaki, DSU	2004	East: Helena Sokolova, LMU West: Nelly Tualla, SAU
2005	John Hansen, VSU			2005	East: Anne Corten, VSU West: Karina Gornes, HU
2006	Derrick Racine, UWF			2006	East: Suzanna Cavalcante, UWF West: Alicia Williams, HU
2007	Derrick Racine, UWF			2007	East: Mallory Waites, UNA West: Catalina Cruz, OBU
2008	John Hansen, VSU			2008	East: Pippa Reakes, UNA Tina Trautman, VSU West: Saki Matsuoaka, ATU

Retired Awards

SENIOR OF THE YEAR

1987-1995

1987	Jill Ferrell, VSU
1988	Pam Jones, UTM
1989	Tab Minyard, DSU
1990	Lea Clayton, JSU
1991	Chan Dixon, VSU
1992	Marne Andrulionis, JSU
1993	Laura Ashley Root, JSU
1994	Heather Cerrone, VSU
1995	Jennifer McClendon, UCA

SPORTSMANSHIP AWARD

1987-1994

1987	Lynda Roth, VSU
	Lori Buston, MC
1988	Lynda Roth, VSU
1989	Chris Quier, UWA
	Yvette Butler, UNA
1990	Barbie Zavala, UTM
	Heather Quandt, UNA
1991	Jennifer Walker, TSU
1992	Lori Lovelace, UNA
1993	Molli Hoaglund, DSU
	Dusty Fleming, LMU
1994	Molly Hoagland, DSU
1995	Renee Broxson, UWF
	Susannah Keel, UWG

DeMARINI

**IS PROUD TO BE THE OFFICIAL
BASEBALL BAT OF**



THE GULF SOUTH CONFERENCE



Diamond®

THE OFFICIAL CONFERENCE BASEBALL

Sold through fine team dealers.

For more information:

(800) 366-2999

www.diamond-sports.com