


1997 VALDOSTA STATE UNIVERSITY

# BLAZER FOOTBALL



VSU Celebrates Its First-Ever  
Gulf South Conference Championship



**PRESS BOX**

Cleveland Field, the football home of Valdosta State's Blazers, is topped on the south side by a two-level press box with adequate seating on the lower level for about 12 writers. Broadcasters, film crews and photographers use the upper level which is accessible only by ladder type steps.

**PRESS BOX SERVICES**

Standard services are provided for media personnel — flip cards, cumulative statistics, media guides, programs, play by play accounts at the conclusion of each quarter, abbreviated statistics at halftime and complete final statistics as soon as possible at the end of the game. Ample telephone and fax service is available. Soft drinks and a snack will be served.

**MEDIA CREDENTIALS**

Contact Steve Roberts, SID, for press passes as far in advance as possible. Passes will be mailed if time permits. If not, they will be left at the Will Call table at the southeast corner of Cleveland Field. The passes will be at the Will Call table an hour and a half before kickoff.

**MEDIA PARKING**

Parking for the media is available in a lot adjacent the southeast gate at Cleveland Field. Parking passes will be mailed with credentials.

**RADIO**

Valdosta State has a radio booth for the originating station for the Blazer Football network. A modular plug phone line is provided the official broadcast team of the opponent for each game. The visiting radio crew should obtain permission and credentials in

advance from Steve Roberts, SID. Gulf South Conference opponents are provided the phone line at no charge. Other opponents are charged a \$50 fee. The visiting radio phone number as well as a trouble number will be given on request.

**SCOUTS**

Requests for scouting credentials should be made directly to Steve Roberts, SID, early during the week of the game to be scouted.

**OFFICES**

Offices of all football coaches are located in the old gymnasium, which also houses the football fieldhouse. All other athletic offices, including the sports information and ticket offices, are located in the physical education complex.

**CREDITS**

Editor & Writer: Steve Roberts  
Design & Printing:  
Colson Printing Company, Valdosta, GA

Sports Information Mailing Address:

**Steve Roberts,**  
**Sports Information Director**  
Athletic Department  
Valdosta State University  
Valdosta, GA 31698

**PHOTO CREDITS**

Many thanks to Valdosta Daily Times photographers Paul Leavy, Mike Tanner and Kim Gibbs and free lance photographers Ken Klanicki, Fran Delaney, Jack Rowe and Bill Malone of Valdosta for their time and talent which produced the photos in this media guide.

**VSU SPORTS OUTLETS**

**Jason Chatraw**  
Valdosta Daily Times  
P.O. Box 968  
Valdosta, GA 31698  
912-244-1880

**Roger Naylor**  
Valdosta Daily Times  
P.O. Box 968  
Valdosta, GA 31698  
912-244-1880

**Dave Mondt**  
Valdosta Daily Times  
P.O. Box 968  
Valdosta, GA 31698  
912-244-1880

**Greg McIlvain**  
Valdosta Daily Times  
P.O. Box 968  
Valdosta, GA 31698  
912-244-1880

**Mike Chason**  
Public Relations  
Abraham Baldwin College  
Tifton, GA 31794  
912-386-3264

**Mike DiRocco**  
FTU Sports  
P.O. Box 1949-F  
Jacksonville, FL 32231  
904-359-4246

**Lori Park**  
FTU Sports  
P.O. Box 1949-F  
Jacksonville, FL 32231  
904-359-4246

**Earnest Reese**  
Atlanta J-C Sports  
P.O. Box 4689  
Atlanta, GA 30302  
404-526-5794

**Sports Editor**  
The Spectator  
Valdosta State University  
Valdosta, GA 31698  
912-333-5685

**Bill Muntz**  
Communication Arts  
Valdosta State University  
Valdosta, GA 31698  
912-333-7156

**Ashley Schleusner**  
WGVP  
P.O. Box 5391  
Valdosta, GA 31602  
912-253-9487

**College Writer**  
Macon Telegraph Sports  
P.O. Box 4167  
Macon, GA 31213  
912-744-4302

**Sports Editor**  
Times-Enterprise Sports  
P.O. Box 650  
Thomasville, GA 31792  
912-226-2400

**Cosby Woodruff**  
Observer Sports  
P.O. Box 889  
Moultrie, GA 31768  
912-985-4545

**Kevin Taylor**  
Gazette Sports  
P.O. Box 708  
Tifton, GA 31794  
912-382-4321

**Daniel Shirley**  
Herald Sports  
P.O. Box 48  
Albany, GA 31703  
912-888-9305

**Rick Head**  
Waycross Journal Herald  
P.O. Box 219  
Waycross, GA 31501  
912-283-2244

**Dennis Schnittker**  
WCTV-TV Sports  
P.O. Box 3048  
Tallahassee, FL 32303  
904-893-2126

**Jim Wallace**  
WALB-TV Sports  
P.O. Box 3130  
Albany, GA 31708  
912-883-0154

**Sports Director**  
WTXL-TV Sports  
8927 Thomasville Road  
Tallahassee, FL 32312

**John Lastinger**  
P.O. Box 40  
Valdosta, GA 31603

**The Cover**

On the front cover, Valdosta State players and fans celebrate the school's first ever Gulf South Conference championship which the Blazers clinched with a 63-30 rout of Central Arkansas in Week 10 of the 1996 season. The back cover features the new look home uniform Valdosta State will debut in its home opener against Arkansas Tech on September 20.





**QUICK FACTS**

Location . . . . . Valdosta, Ga.  
 Enrollment . . . . . 9850  
 President . . . . . Dr. Hugh C. Bailey  
 Athletic Director . . . . . Herb Reinhard  
 Football Coach . . . . . Mike Kelly  
 Athletic Affiliation . . . . . Gulf South  
 Conference, NCAA Division II  
 Nickname . . . . . Blazers  
 Colors . . . . . Red and Black  
 Stadium . . . . . Cleveland Field  
 (11,500, natural turf)

**ATHLETIC STAFF**

Position/Name	Telephone (Area Code 912)	
	Office	Home
Faculty Athletic Representative		
<b>Bobby Tucker</b>	333-7161	794-3649
Athletic Director		
<b>Herb Reinhard</b>	333-5890	241-8504
Secretary, Debbie Wisenbaker	333-5890	unlisted
Athletic Advancement Director		
<b>Justin Kuralt</b>	333-5890	247-6723
Athletic Development Director		
<b>Bill England</b>	333-5890	242-7413
PE/Athletics Department Head		
<b>Dr. Joe Ramsey</b>	333-7161	249-9782
Secretary, Gayle Brooks	333-7161	247-0389
Baseball		
<b>Tommy Thomas</b>	259-5562	245-0303
Assistant - Pete Meyer	259-5563	241-7168
Basketball (Men)		
<b>James Dominy</b>	333-5893	242-0752
Assistant - Scott Moe	333-5904	244-6437
Basketball (Women)		
<b>Jane Williamson</b>	333-5890	245-8621
Assistant - TBA		
Cheerleading Coordinator		
<b>Angela Kuralt</b>		247-6723
Cross Country		
<b>Johnny Lancaster</b>	333-5890	247-7246
Dance Team Coordinator		
<b>Karen Cook</b>		247-8943
Football		
<b>Mike Kelly</b>	333-5844	259-9979
Secretary, Nell Crowe	333-5844	242-2189
Golf		
<b>Nicky Balanis</b>	247-0430	247-4033
Maintenance, Travel		
<b>Larry Lampert</b>	333-5844	244-7188
Softball		
<b>Ron Durante</b>	333-5890	244-9401
Sports Information		
<b>Steve Roberts</b>	333-5890	244-6560
Strength and Conditioning		
<b>Michael Doscher</b>	333-5844	253-9292
Tennis		
<b>John Hansen</b>	333-5890	244-4790
Ticket Manager		
<b>Bill England</b>	333-5890	242-7413
Trainer		
<b>Russ Hoff</b>	333-7161	
Assistant - Bobby Tucker	333-7161	794-3649
Assistant - Michele Garber	333-7161	245-1667
Volleyball		
<b>Paul Cantrell</b>	333-5890	253-1563

**CONTENTS**

Athletic, Football Staffs . . . . . 1  
 Valdosta State University, VSU President . 2-3  
 Athletic Director . . . . . 4  
 Head Coach . . . . . 6-7  
 Assistant Coaches . . . . . 8-13  
 Weight Room . . . . . 14  
 Outlook . . . . . 16-17  
 Players . . . . . 18-23  
 Signees . . . . . 24-25  
 Polls, Radio . . . . . 26  
 SID, Travel Itinerary . . . . . 27  
 Sports Medicine . . . . . 28  
 Camp Photos . . . . . 29  
 Rosters . . . . . 30-31  
 Opponents, GSC Composite Schedule . . 32-37  
 1996 In Review . . . . . 38-44  
 1996 Statistics . . . . . 46  
 Records . . . . . 47-52  
 Cleveland Field . . . . . 53  
 Lettermen . . . . . 54-55  
 VSU All-Americans . . . . . 56  
 VSU Pros . . . . . 57  
 Gulf South Conference . . . . . 58  
 GSC Statistics . . . . . 59  
 VSU Athletics . . . . . 60  
 Composite Schedule . . . . . Inside Back Cover

**FOOTBALL STAFF**

Head Coach . . . . . **Mike Kelly**  
 Alma Mater . . . . . Bluffton 1980  
 Collegiate Record . . . . . 0-0, 1st year  
 Record at VSU . . . . . 0-0, 1st year  
 Office Phone . . . . . 912-333-5844  
 Home Phone . . . . . 912-259-9979  
 Best Time To Call . . . . . Mornings  
 Assistant Coaches  
 Offensive Coordinator . . . . . **Matt Dunigan**  
 Defensive Coordinator . . . . . **Mark Nelson**  
 Offensive Backs . . . . . **Chris Boden**  
 Defensive Line . . . . . **Sadd Jackson**  
 Defensive Line . . . . . **Ryan Branch**  
 Secondary . . . . . **Scott Chandler**  
 Receivers . . . . . **Sean Pender**  
 Linebackers . . . . . **James Lockhart**  
 Offensive Line . . . . . **Ronnie Vinklarek**  
 Offensive Line . . . . . **Shawn Bostick**  
 Strength and Conditioning . . . . . **Michael Doscher**  
 Athletic Trainer . . . . . **Russ Hoff**  
 Assistant Trainers . . . . . **Bobby Tucker**  
**Michele Garber**  
 Football Secretary . . . . . **Nell Crowe**



**FOOTBALL CONTACTS**

**Mike Kelly**  
 Head Coach  
 Office (912) 333-5844  
 Home (912) 259-9979



**Steve Roberts**  
 Sports Information  
 Director  
 Office (912) 333-5890  
 Home (912) 244-6560



**Herb Reinhard**  
 Athletic Director  
 Office (912) 333-5890  
 Home (912) 241-8504

Athletic Department Fax  
 (912) 333-5972  
 Football Office Fax  
 (912) 333-2494



**SIMPLY A GREAT CHOICE**

# Valdosta State University

**V**aldosta State University is not a small school. Well over 9500 graduate and undergraduate students attend, making it big enough to offer 95 degree programs, yet small enough to offer individualized attention maintaining a student to faculty ratio of 22 to 1. Classes at VSU are small enough to allow



plenty of communication between faculty and students. That's unusual at many state schools.

Valdosta State was elevated to regional university status July 1, 1993. As a regional university, VSU is expanding its mission to meet the growing needs of the region. When it comes to academics, Valdosta State is what many other colleges wish they were...a close knit community of professors and students who learn from one another in an academic setting second to none. VSU is

committed to maintaining a strong teaching faculty. The professors know their subject matter and present it in imaginative and stimulating ways. They care about their students and challenge them to fulfill their academic potential.

Valdosta State, being a multi-purpose institution, is likely to have the academic major most students are seeking. The university offers programs you would expect to find at almost any college, but a number of programs that are usually found only at major universities are also offered. For example, consider the possibilities of studying astronomy; radio, television and film; sports medicine; computer science; special education; nursing, or enrolling in the largest speech and language

pathology program in the state of Georgia.

The experience and qualifications of Valdosta State's faculty are impressive. More than 300 men and women compose the faculty, and more than 70 percent hold the terminal degree in their field. They choose to teach at VSU because it's the kind of university where they can make a difference. When their work in the classroom is completed, they can still be found to counsel students concerning career opportunities.



*Students pass the Odum Library on the way to class.*



*West Hall, located in the center of Valdosta State University's main campus, houses the offices of the president and vice president for academic affairs as well as several academic departments.*



At VSU, great pride is taken in the physical appearance of the ever expanding campus. First-rate laboratories, state of the art computer facilities, an impressive library and modern residence halls dot the campus, which includes 27 air-conditioned buildings. The architecture and landscaping of the campus are uniform and uniquely attractive.

The location is ideal...15 miles above the Georgia-Florida line on Interstate 75 within easy driving distance of the beaches, resorts and recreational areas of Georgia and Florida. Valdosta, the "Azalea City", is Georgia's ninth largest city and the center of Lowndes County which has a population of more than 80,000. Valdosta, which means "Vale of Beauty", is certainly deserving of its name. The mild climate, friendly people and natural beauty of the area make this simply a great choice for continuing your educational experience.



*Pound Hall on North Campus houses the College of Business Administration.*

**PRESIDENT**

**Dr. Hugh C. Bailey**

Valdosta State University has firmly established itself as one of the state's leading institutions of higher learning since Dr. Hugh C. Bailey became the school's sixth president on July 1, 1978.

He worked tirelessly for many years to make Valdosta State the hallmark institution of higher education in the south Georgia region, and his efforts were realized July 1, 1993 when Valdosta State officially became the state's second regional university.

The Berry, Ala., native firmly believes in academic excellence and athletic excellence and has added programs in both areas to further enhance the attractiveness of Valdosta State to prospective students. In his 19-year tenure, enrollment has steadily increased as Valdosta State continues to serve students in the 41-county south Georgia area as well as other sections of the state, the United States and many foreign countries.

Dr. Bailey considers athletics to be an integral part of the total picture of Valdosta State and stays completely informed concerning developments in the entire athletic program. He promoted the initiation of a football program at VSC 13 years ago, and when it was overwhelmingly approved by student referendum he gave it his full support.

Dr. Bailey came to Valdosta State from Francis Marion College in Florence, S.C., where he was vice president for academic affairs and dean of the college. He went to Francis Marion from Samford University in Birmingham where he joined the faculty of the Department of History and Political Science in 1953. He was at Samford for 22 years, the last five as Dean of the College of Arts and Sciences.

He earned the A.B. degree from Samford in 1950 and his master's and Ph.D. degrees from the University of Alabama in 1951 and 1954 respectively. He is a member of numerous civic and professional organizations and has published more than 25 articles in various professional journals. He is also the author of six books.

Dr. Bailey is married to the former Ahleida Joan Seever of Mobile, Ala., and has two daughters, Debra Jane Helwig, a graduate of the University of Georgia, and Laura Joan Singletary, a graduate of Florida State University.





**ATHLETIC DIRECTOR**

# Herb Reinhard

Valdosta State University athletics has made a major impact on the national level in the six years since Herb Reinhard took charge of the now 11-sport Division II program. Reinhard joined the Valdosta State athletic family in December 1991, coming from Florida A&M University where he was assistant athletic director in charge of marketing and promotions.

In 1996-97, the personable Winter Park, Fla., native directed a superbly well-balanced program which won the all-sports trophies in the Gulf South Conference for both men's and women's sports, a feat accomplished by only

one other school in the league's 26-year history. In addition, two VSU student-athletes -- women's basketball's Kathy Kennedy and football's Lance Funderburk -- won the conference's Commissioner Trophy, the highest individual honor awarded by the GSC.

"I am pleased with our accomplishments over the past six years, but we must remember how we reached this point," Reinhard said. "It will be necessary to push even harder in the next decade if we are to keep this program at its current level of success. We want to give all our coaches every possible chance to be successful, and

that takes a lot of commitment not only from our staff but from this and surrounding communities.

"I am very thankful that the community involvement has continued to grow. We have a lot of plans on the board which will need that involvement. For our part, we pledge to continue putting exciting and winning teams on the fields and courts."

Reinhard, 40, spent much of his first 30 months on the job turning potential supporters of VSU athletics into active supporters of the program. The list of corporate sponsorships is nearing 100, and his aggressive season ticket campaign for football, basketball, baseball and volleyball



has paid dividends. In the last year, Reinhard has worked to improve VSU's athletic facilities, overseeing a \$750,000 baseball fieldhouse project which was completed last May.

"We have made some inroads, but we still have miles to go. We must continue to present an exciting, appealing product which people want to come out to see. We have so much to offer the south Georgia-north Florida area in the way of entertainment and education. I feel very fortunate to be a part of this institution, which is making an even larger impact on the quality of life for this region."

Reinhard has an undergraduate degree in business from Florida A&M, where he was a two-time all-conference placekicker, and a master's degree in sports administration from Florida State. He began his career at Florida A&M in 1979 where he was women's sports information director for six years before taking over athletic marketing and development in 1986. He was promoted to assistant athletic director in 1990. He was elected to the Florida A&M Sports Hall of Fame in 1993.

Reinhard is married, and he and his wife Linda have a son, Herb IV, 7, and a daughter, Rebecca Joy, 4.



*The Reinhards — Herb and Linda; Herb IV and Rebecca*





---

# *The Coaches*



**BLAZER HEAD COACH**

# Mike Kelly

**C**amelot? As far as Mike Kelly is concerned, he's found it at Valdosta State University.

Kelly, 39, has spent his life preparing for the opportunity to be a head coach at the collegiate level. It began as "a little kid" growing up as a coach's son in Connecticut. "From the time I was about 8 years old, this is the only thing I've ever wanted to do. Everything I've done in my life from the time I started playing organized contact football in Greenwood, S.C., in 1969 has been to some day be a head coach."


The fifth head coach in Valdosta State's 15-year football history, Kelly is arguably the best

prepared of his four predecessors, building an extensive and impressive background at both the collegiate and professional level. He comes to VSU from Winnipeg of the Canadian Football League where he was offensive coordinator the last five years. Each of those teams reached the CFL playoffs, three won regular season conference titles and two played for the Grey Cup championship.

Kelly last coached at the collegiate level at San Francisco State where he was associate head coach for the 1990 and 1991 seasons. Other experience was gained at Capital (Ohio) University, Ohio Wesleyan University, Marietta (Ohio) College, Edinboro University and

Ridgedale High School in Morral, Ohio.


Born in Connecticut, he finished high school in Muncie, Ind., before going to Bluffton (Ohio) College where he was a three-year letterman at quarterback. He has a physical education degree from Bluffton and did further undergraduate work at Ohio State before earning a master of



education degree in secondary school administration from Edinboro in 1983.

"I'm tremendously excited about this opportunity," said Kelly, who began his coaching career in 1980 after graduating from Bluffton College in Ohio. "I have wanted to return to the college ranks, and to get what is considered one of the best Division II jobs in the country is very gratifying.

"While I consider it a very high honor to be chosen to lead this outstanding program, it is something I also expected to happen. I very much believe I am ready for this job. I have been groomed for it under a lot of outstanding head coaches. I've been exposed to the positive and negative, and I hope I've filed away the best things to bring to this program. I've always felt I've had to prove myself in



*The Kellys — Patti-Ann and Mike; Morgan, Jamie and Lindsey*

*"I have wanted to return to the college ranks, and to get what is considered one of the best Division II jobs in the country is very gratifying."*



everything I do, and I'm ready to prove myself now."

To that end, Kelly has assembled what he believes to be a quality staff from top to bottom. "I'm very pleased we were able to attract the type of individuals we now have on this staff. We have revamped the staff, and it has a much broader base. Including our strength and conditioning coach (Michael Doscher), who is an integral part of the total program, we have 11 coaches who are involved with the football program every day, and that is a tremendous plus."

Kelly considers his two coordinators -- Matt Dunigan on offense and Mark Nelson on defense -- tremendous assets to his first football team. "Our players began finding out in the spring how fortunate they are to be taught by these two coaches. In time, everybody will understand why these two men had the respect of people around the Canadian Football League.

"The rest of the staff -- Scott Chandler (secondary), Ronnie Vinklarek (offensive line), Chris Boden (runningbacks, recruiting coordinator), Sadd Jackson (defensive line), Shawn Bostick (offensive line), Sean Pender (receivers), James Lockhart (linebackers) and



Ryan Branch (defensive line) -- will do what it takes to give our players a chance to succeed. I feel extremely fortunate to be going into battle with this group."

Six months into his first head coaching job, Kelly has bought a house and settled in with his wife and children, hired his staff, signed his first class of recruits, bought equipment, taken advantage of countless speaking opportunities and coached his first

spring practice. Now, he's counting down the days until fall camp gets underway.

"We barely scratched the surface in the spring. It was a learning process for the staff and the players. We'll get a lot more comfortable and a lot quicker in August. Hey, this is what I've waited for my whole life."

Kelly is married to the former Patti-Ann Ryan and has three daughters, Jamie, 11, Lindsey, 3, and Morgan, 1.



### Personal File

**Age:** 39

**Hometown:** Waterbury, CT

**College:** Bluffton (Ohio)

**Wife:** Patti-Ann

**Children:** Jamie, Lindsey, Morgan

**Career Highlights:** As offensive coordinator at Winnipeg in the Canadian Football League from 1992-96, his teams advanced to the CFL playoffs every year, winning three regular season conference championships and playing in two Grey Cup championship games. His offense set one CFL and 17 team records, two CFL and 10 individual records and three CFL playoff records. As associate coach at San Francisco State in 1990-91, he not only coached wide receivers and runningbacks but was recruiting coordinator, special teams coordinator, admissions and academic liaison and director of athletic fund raising. As offensive coordinator and quarterbacks coach at Capital (Ohio) University, his 1987 team won the conference championship and advanced to the Division III playoffs. As a volunteer, he is an active member of the United Way of Lowndes County and a spokesman for the Juvenile Diabetes Foundation of Georgia. In 1989, he was named an Outstanding Young Man of America, and in 1996 he was inducted into the Delaware County Athletic Hall of Fame in Muncie, IN. He also serves on the advisory boards for American Football Quarterly magazine and Wilson Sporting Goods.



**OFFENSIVE COORDINATOR**

# Matt Dunigan

**W**hen Mike Kelly's lifelong goal of becoming a head coach at the collegiate level was realized, he knew exactly who he wanted in his corner to fill his coordinator jobs. On offense, it was Matt Dunigan, the second-leading passer in Canadian Football League history who Kelly coached for three seasons at Winnipeg.

Dunigan, who retired last year as a player after 14 brilliant seasons in the CFL, jumped at the chance to enter the coaching profession, especially at the side of his former offensive coordinator. And he expects big things from the offense he patiently began installing last spring.

The high-flying offense which Kelly has promised Blazer faithful will arrive ... in due time. In fact, if things look a bit boring initially, don't be surprised.

"We kept it fairly simple in the spring," Dunigan said. "We were working with a lot of inexperience at quarterback, and it was my first time on the practice field when I wasn't taking snaps. We put in the base and began expanding on it just a little. We'll continue adding in fall camp and that's only going to help diversify what we want to do."

Dunigan is no stranger to success. He is a legend in Canadian Football League circles, leading six teams to the Grey Cup

championship game. When Kelly was his offensive coordinator at Winnipeg in 1994, he set a pro football record passing for 713 yards against defending Grey Cup champion Edmonton. But after 14 years in which he passed for almost 25 miles (about 44,000 yards) and rushed for more than three miles (over 5,000 yards), the physical pounding, especially in the way of concussions, took its toll.

As he begins a new career, Dunigan said he has been too busy to dwell on what to expect out of his first coaching assignment. "Things have gone pretty fast. I never really thought about coaching until Mike offered me the job. I needed some direction and when I found out what VSU is all about and I met the people at the university and in the community, it was a no-brainer."



Dunigan readily admits the gigantic numbers he compiled in the CFL during his high profile career will make no difference this fall. But he believes the snaps he logged can provide a young stable of Blazer quarterbacks with some direction.

"My experience comes from behind center," he said. "I think I can give some type of insight as a coach. But I was like a sponge in the spring, learning from Coach Kelly, Coach (Chris) Boden, Coach (Shawn) Bostick and Coach (Sean) Pender. I've got to earn my stripes as a coach."

He has a simple ultimate goal...win the national championship. "We want to win a national title, and everything we do is geared toward that, nothing less."

Dunigan, 36, is married and he and his wife Kathy have three children, Dane, 8, Madison, 5, and Dolan, 3.



*The Dunigans — Matt and Katherine; Dolan, Madison and Christopher*



**Personal File**

**Age:** 36  
**Hometown:** Lakewood, Ohio  
**Colleges:** Louisiana Tech  
**Wife:** Kathy  
**Children:** Dane, Madison, Dolan



**DEFENSIVE COORDINATOR**

# Mark Nelson

**M**ike Kelly's basic philosophy on how to win football games is no different than thousands of other head coaches. It's the age-old cliché "offense sells tickets, defense wins championships". Kelly firmly believes Mark Nelson will produce the kind of defense which will give the Blazers a chance to win.

Once the head job was his, Kelly wasted no time persuading Nelson, a veteran player and coach in the Canadian Football League, to join him as a key member of his staff. "Mark has the kind of experience needed to take charge of the defense," Kelly said. "He's coached at all levels and has head coaching experience at the junior college level. I've coached against him for years, and he always had his defenses well-prepared. I'm very happy to have him on my side for a change."

Nelson jumped into his new job with unbridled enthusiasm in the spring and came


away from the three weeks of work cautiously optimistic. "We got better every day, which is what you want to see in the spring. We're by no means where we want or need to be, but we have a chance to get there."

Philosophically, Nelson wants to see Blazer opponents throwing the football. If that happens, his defense is doing its job.

"Our number one objective always will be to stop the run," he said. "If they throw the ball, that's good. That will let us do what we're trying to do."

Nelson's extensive credentials on the defensive side of the ball provide weight to his words. He played linebacker at East Central Oklahoma and was an NAIA all-American. For seven years he played in the CFL, six with the Calgary Stampeders and one with the Saskatchewan Rough Riders.

His coaching career started at Choctaw (Okla.) High School, moved to Independence Junior College in Kansas (where he spent five years, the last two as head coach), then on to the CFL where he coached linebackers and



special teams at Edmonton for three years and linebackers at San Antonio and Toronto a year each. The linebacker corps will be his on the field responsibility at VSU.

"We've got a good group there," he said. "Our strength and conditioning program directed by Coach (Michael) Doscher has paid huge dividends. Our players are bigger, stronger and faster which can only be a plus in the fall."

Nelson plans to build on the foundation established by former Blazer coaches, a style which emphasizes getting to the football in a hurry. "My philosophy is a go-get-'em defense. We'll try to minimize mistakes, but if we do things right, our aggressiveness will allow us to get to the football."

Nelson, 41, is married, and he and his wife Lori have three children, Kyle, 10, Kayli, 8, and Kolton, 4.



*The Nelsons — Lori and Mark; Kayli, Kolton and Kyle*



**Personal File**

**Age:** 41  
**Hometown:** Edmonton, Alberta  
**Colleges:** East Central Oklahoma  
**Wife:** Lori  
**Children:** Kyle, Kayli, Kolton



**SECONDARY & SPECIAL TEAMS COORDINATOR**

# Scott Chandler



**A**nother newcomer to the 1997 VSU coaching staff is Scott Chandler, who Kelly lured away from the defensive coordinator's job at St. Augustine (Fla.) High School to take



charge of the Blazer secondary and special teams.

A native Georgian, Chandler brings a wealth of experience at both the prep and collegiate levels and takes over a secondary which is both talented and experienced. "I found out in the spring that we can be solid in the secondary. It was a learning experience for all of us, but we made solid progress."

Chandler played high school football at Lakeview-Fort Oglethorpe in north Georgia and one year of college ball at Maryville in Tennessee. He transferred to and graduated from UT Chattanooga and immediately entered the coaching profession at the high school level. After five years, he went to graduate school at Kansas State, working for

two years under current Florida defensive coordinator Bob Stoops.

This is his fourth coaching stop in the last four years. He was defensive coordinator at Copperas Cove (TX) High School in 1994, at Emporia State (KS), a Division II school, in 1995, and at St. Augustine last season.

"I think the players have a basic understanding of what we want to do. Our coverage scheme is different," Chandler said. "We'll have more pressure and more bump-and-run coverages."

Chandler, 34, is married, and he and his wife Tammy have a daughter, Sarah, 2.

*The Chandlers — Scott holding Sarah, Tammy*

**DEFENSIVE LINE**

# Sadd Jackson



**S**add Jackson, who became a part of Blazer football in the Spring of 1996, is one of three coaches making the transition from one VSU staff to another. Kelly and Nelson were very



impressed with the work Jackson did with last season's defensive linemen, assigning him to the same area. He will also continue as a staff member in the university's office of minority affairs.

A native of Austin, Texas, Jackson was a three-year starter at linebacker and runningback at Manor High School, compiling impressive statistics on both sides of the ball. He was a three-time all-district selection and two-time district most valuable player, setting a school record with 438 tackles in three years. He was named the state player of the year in 1989 and was also a two-time all state selection in baseball.

Jackson signed a football grant to Texas Christian University where he lettered for four

years at middle linebacker, earning the school's academic athlete-of-the-year honor in 1993. He was a National Football Foundation scholar athlete of the year in 1990.

He was a student assistant coach at TCU in the fall of 1993 and earned his degree in the spring of 1994. In 1995 and 1996 he was the assistant strength and conditioning coach as well as coaching linebackers and defensive linemen for the Horned Frogs.

Jackson, 25, is married, and he and his wife Kayra have two children, Jecenia, 4, and Jarmal, who will be 2 in January.

*The Jacksons — Sadd and Kayra; Jecenia and Jarmal*



**RUNNINGBACKS & RECRUITING COORDINATOR**

# Chris Boden



**C**hris Boden begins his second full season on the Blazer football staff, having joined the program in the spring of 1996 as quarterbacks coach. Kelly was impressed with the job Boden did in the

recruiting area during the coaching staff transition and retained him as recruiting coordinator. He also took charge of the runningbacks during the spring and will handle that position again this fall.

A native of Tawas City, MI, Boden was a quarterback at Saginaw Valley State University in Saginaw, MI, graduating in 1990. He began his coaching career as a graduate assistant at Central Michigan University, working with the secondary for two seasons and earning his master's degree in 1994.

In 1995 and 1996 he coached at Urbana University in Urbana, Ohio, working with quarterbacks and receivers and coordinating the passing game. He also taught in Urbana's health and physical education program.

"Chris did an exceptional job keeping the lines of communication open between our program and the

folks we were recruiting during the staff transition,"

Kelly said. "We could not have signed as many quality players as we did without his tireless efforts. The entire staff will be involved in recruiting, and Chris will again head up that all-important area."

"Whenever you have a change in coaches, there's a new enthusiasm," Boden said. "We're fortunate to have solid depth at runningback, and we did a lot of fundamental teaching in the spring. The offense will be different. We're still going to throw the football, but the backs will have new roles."

Boden, 29, is married, and his wife Beth is an executive assistant at Langdale Corporation in Valdosta.



*The Bodens — Chris and Beth*

**OFFENSIVE LINE**

# Ronnie Vinklarek



**A**nother new spring addition to the coaching staff was Ronnie Vinklarek, a veteran high school and collegiate coach who took command of the offensive line. He

inherited a young group which returns two starters from a year ago, and he approached spring drills with a "back to basics" attitude.

Vinklarek, 38, has a solid coaching background, highlighted by six years at Houston when the Cougars were a national power. He also coached the CFL's Birmingham Barracudas' line in 1995 when Matt Dunigan put up record passing numbers. He used that background in the spring, laying the foundation for what he thinks will be a good offensive line in time.

"We really just reached the tip of the iceberg in the spring," he said. "We just drilled fundamentals into them, working on leverage and angles. Repetition is the key, and we'll

get right back into it when they report in August."

A Texas native, Vinklarek said his knowledge of football in Georgia and his familiarity with the other offensive coaches were major factors in taking the VSU job. "Coach Kelly and Coach Dunigan are true football people. Plus I'd always heard good things about VSU, and when I met the people I found it a lot like Texas -- people live and breathe football and that's exciting."

Vinklarek is married, and he and his wife Marianne, a nurse, have a son, Trevor, born in April.



*The Vinklareks — Marianne and Ronnie holding Trevor*



**OFFENSIVE LINE**

# Shawn Bostick

**S**hawn Bostick, who has grown up in the Valdosta State football program, is another holdover from the 1996 staff. He coached the runningbacks last season but joined Vinklerek



as an offensive line coach in the spring.

Bostick, who received an education degree in health and physical education from VSU in the spring of 1996, was recruited to Valdosta State out of Monroe Academy in Forsyth in 1989. He took a redshirt season, then lettered on Blazer teams in 1991, 1992 and 1993. He started at center for the 1993 team which compiled an 8-3 record. That offensive line surrendered only 10 sacks in 471 passing attempts.

The 1997 offensive line is reloading this

season after losing three starters, including two first team all-conference selections. However, returning starters Kris Gingrow at tackle and Brandon Jernigan at guard along with top reserves Harvey Moore and Ryan Sulkowski are back to form the nucleus of what is expected to be a solid forward wall.

Bostick, who will be 27 in October, married the former Sheila Hammock in June.



*The Bosticks — Sheila and Shawn*

**RECEIVERS**

# Sean Pender

**S**ean Pender, who enjoyed a record-setting career at Valdosta State, will make the transition to the coaching ranks this fall, working with the Blazer receiving corps.



Perhaps the most versatile player ever to wear the red and black, Pender set a new Gulf South Conference record for catches in a career, ending his four years of service with 247 receptions.

A two-time all-conference selection, Pender was also a dangerous kickoff return specialist. An all-time Blazer highlight is his 97-yard touchdown return of the opening kickoff in last year's first round playoff game. He lined up all over the field offensively, once catching 20 passes in a single game.

Pender will be working with a talented group of receivers, who should improve dramatically once the quarterback situation is settled.

Pender, 23, married the former Mitzi English in May.



*The Penders — Sean and Mitzi*



**DEFENSIVE LINE**

*Ryan Branch*



**R**yan Branch, one of the best linebackers to ever play at Valdosta State, will continue his VSU association this fall, helping Sadd Jackson coach the defensive line. A three-year starter at middle linebacker, Branch set a VSU record for unassisted tackles in a career with 156 and is second all-time to Atlanta Falcon great Jessie Tuggle in total tackles with 298 (Tuggle had 340).

A natural leader on and off the field, Branch is a welcome addition to the Blazer coaching ranks. He had been counted out for 1996 after an off-season knee injury which required surgery, but he tirelessly worked the rehabilitation regimen and missed only three games last season.

An all-state high school player at nearby Tift County in Tifton, he was an all-conference selection in 1995 and won numerous team awards during his Blazer career.

Branch, 23, is single.

**LINEBACKERS**

*James Lockhart*



**J**ames Lockhart, another former Valdosta State defensive standout, will continue his ties with the Blazers this fall, assisting defensive coordinator Mark Nelson as linebackers coach. Lockhart was a two-year starter and a four-year letterman for VSU after being recruited out of Lyndon B. Johnson High School in Austin, Texas.

Lockhart's career began memorably when he scooped up a fumble and returned it for a touchdown in his first game, and he continued to be involved in big plays throughout his career. His interception stopped a North Alabama drive in overtime last season, allowing the Blazers to drive for the game-winning field goal.

He played all three linebacker positions during his career, which will stand him in good stead as he begins his coaching career.

Lockhart, 23, is single.

*Support Staff*



**JUSTIN KURALT**

Director,  
Athletic Advancement



**BILL ENGLAND**

Director,  
Athletic Development



**BOBBY TUCKER**

Faculty Athletic  
Representative



**LARRY LAMPERT**

Travel,  
Field Maintenance



**NELL CROWE**

Football  
Secretary




**GREG McILVAIN**

Game  
Operations



**ANGELA KURALT**

Cheerleader  
Coordinator



**ROBERT GOODMAN**

Student  
Equipment Manager



**JEFF GURLEY**

Student  
Equipment Manager



**TONY ZUMBERAS**

Student  
Equipment Manager



**WEIGHT ROOM**

## The Jessie Tuggle Strength & Fitness Complex

**T**he Jessie Tuggle Strength and Fitness Complex is an important part of the total athletic program at Valdosta State, but it is especially critical to the football program.

Named for former VSU all-America and current all-pro linebacker Jessie Tuggle, whose \$25,000 gift in 1992 endowed a football scholarship, the complex is a busy place year-round as various teams are put through a vigorous off-season program by strength and conditioning coaches.

The Blazer football off-season program provides a great opportunity for players to make progress in many athletic areas. The primary goal is to develop foot speed and quickness, along with focusing on explosive power, which is achieved through weight training four days a week.



All-pro linebacker Jessie Tuggle helped put Blazer football on the map.

Strength gains have been impressive across the board, and what the young Blazers have accomplished under the watchful eye of strength and conditioning coach Michael Doscher in the weight room and on the practice field will stand them in good stead when they report for fall practice in August.

"Michael Doscher is a key player in our total program," new head coach Mike Kelly said. "He did a great job last winter with a variety of extremely up-to-date techniques. He's helped us a great deal in the areas of overall strength and explosiveness. He adapted easily our ideas coming out of pro football, combining them with his expertise in dealing with the college athlete. I think we came up with a good mix to further benefit our players.

"Our weight training program is a year-round proposition. We'll lift twice a week during the season and three times a week in the off-season. The benefits are tremendous with strength gains and in the area of injury prevention."


Doscher spent much of the summer sprucing up the complex with fresh paint and some new equipment, getting it ready for another season of work with VSU's more than 200 student-athletes.

*"Our weight training program is a year-round proposition...the benefits are tremendous with strength gains and in the area of injury prevention."*



The Doschers — Teresa and Michael





---

*1997 Outlook*



## BLAZER FOOTBALL

## New Coaching Staff, New Enthusiasm Keep Expectations High

Valdosta State will unveil a new coaching staff this fall, but the look will not be radically different from the pass happy teams of the last five years. Mike Kelly, the offensive coordinator for the Winnipeg Blue Bombers since 1992, took charge of the Blazer program in February, pledging to continue the wide open offensive style of play.

Kelly inherits much of a team which rolled up a 10-3 record and won the school's first Gulf South Conference championship. The new head coach and his staff greeted 32 lettermen in the spring from that club which advanced to the quarterfinals of the D-II playoffs.

After getting acclimated with his new surroundings, getting his staff in place and getting to know his troops during three weeks of spring drills, Kelly pronounced the Blazer football program "in very good shape".

"The VSU football program is on sound footing because the people at the top (President Hugh Bailey and Athletic Director Herb Reinhard) have provided the resources which make success possible," Kelly said. "I know we will remain one of the top programs at this level because of the atmosphere that has been created here by those two individuals."

Kelly was pleased with the work ethic of his team in spring practice and thinks a solid foundation was laid. One word describes Kelly's philosophy -- aggressiveness.

"It's always a difficult time when there's a coaching change, being involved in a transition like that. We do more things than they've done before, and we have a different philosophy. We're going to push the ball upfield, we're going to be more aggressive. We're coming in with the attitude that we're going to apply 60 minutes of pressure football on offense, defense and special teams, and we're not going to allow the opponent to breathe because we're going to continually come after them.

"We simply want to be more aggressive, more relentless. If we get knocked down, we're going to bite their ankles. It's a little different mentality for most of our players, but

before spring practice ended we were getting there. And we'll be there by the time we kick off against Georgia Southern August 30."

So what does Kelly expect in his first season as a head college coach?

"Our expectations will always be high. We expect to play and win 15 football games (which would result in a national championship)," Kelly said. "If you think anything less than that, you're kidding yourself. You have to set your standards as high as you can, and anything less is a disappointment. If you gear yourself for a 15-week season, things like the conference championship and playoff appearances take care of themselves."

Kelly declined to go into specifics concerning personnel because "nobody has really done anything for us yet as far as out there on the field."

"Generally speaking, I think on defense we're very strong at linebacker and I think our secondary is sound. If we pick up a couple of late recruits along the defensive front, I think our defense can be as good as anybody in the country. We'll win football games this year because of our defense. There is a new emphasis on defense here, which will become very evident."

Defense returns six (possibly seven) starters, led by senior free safety Jarmal Stevens (102 tackles). Other returning starters include senior strong safety Brad Trout, senior end Richard Freeman, junior linebacker Jesse Sutton, junior nose guard Terry Turner and sophomore cornerback Vaughn Clark. The seventh would be middle linebacker Tavaris Smith if he's academically sound.



Defensive coordinator Mark Nelson was pleased with the progress his troops made during the three weeks of spring work. "Every day we improved, which is all you can ask for. The important thing in the off season is to fine tune the defense and make sure we have the right players in the right position."

"On offense, the biggest adjustment has been for the offensive linemen because now we want to create a new line of scrimmage," Kelly said. "We will not be passive and give up yards on our pass protection. Our pass protection begins on the line of scrimmage, and we're running the football in a variety of ways. Now our linemen are down in a three-point stance, and I want them to be nasty and to get after people."

"Our runningbacks are a very solid group, and I think we'll have a good running game when we need to use our running game, but they're also very talented receivers. We will demand a lot of versatility from our backs."

"I was impressed with the corps of receivers in the spring, and I think we have quality depth across the board. We threw a lot at



them in the spring, literally and figuratively, and we still have a lot of work to do in that area. But the talent is there."

A major concern, however, is replacing all-America quarterback Lance Funderburk, the Harlon Hill Trophy runnerup, who was largely responsible for the Blazers' offensive success in 1996.

Senior Donnie Johnston, a backup strong safety last season, junior college transfer Ashley Lewis, redshirt sophomore Mark White and redshirt freshman Nathan Cronin all worked at quarterback in the spring, and all bring different skills to the table.

Prospects for the position were enhanced late in the spring with the signing of redshirt freshman Jason Vaughan, a 6-4, 215-pounder who is transferring from Ole Miss. Vaughan

Kelly is confident he'll have at least a couple of quarterbacks ready for the season opener. That fivesome plus two prep recruits will get intense work during fall camp. "I believe in having depth at quarterback. On paper, Vaughan certainly helps the equation. We expect him to step in and compete for the starting job. His presence should help all our quarterbacks get better."



The schedule Kelly faces in his first season is not favorable because only four home games dot the 11-game slate. "Obviously, we'd like to have more home games, but we're taking a positive approach to the schedule. We open with three road games, which will give this group a great opportunity to create a real family atmosphere. There are so many outside distractions, it is tremendously important that we huddle around each other, and I think the travel will allow us to build relationships that will last a lifetime."

Only three starters from 1996 return. Junior runningback Vontrell Mitchell, who rushed for 1355 of last season's 2022 ground yards, is an all-conference type performer.

Junior Kris Gingrow and sophomore Brandon Jernigan, who started on the offensive line, also return.

Special teams will get a lot of attention in the fall, but senior punter Wayne DeVane is back for his third season and is a great weapon.

***"Our expectations will always be high. We expect to play and win 15 football games (which would result in a national championship)."***

— Head Coach Mike Kelly

was rated the 12th best prospect in Georgia following his senior season at North Springs High School in Dunwoody in 1995.

"He's not the anointed one, but I'm sleeping better," Kelly said. "He brings a little maturity to the position. He's been at an SEC school for a year."






## Quarterbacks

Seven quarterbacks, four of whom began learning the new offense in the spring, will report to camp in August. Although whoever wins the starting job will lack experience under fire, Kelly believes the position will be solid.

"Everybody will get a lot of work," Kelly said. "I believe in having depth at quarterback."

Returnees Mark White, Donnie Johnston, Nathan Cronic and Ashley Lewis will be joined by high school recruits Larry Hamilton (Frostproof, FL) and Patrick Prewitt (Orlando, FL) and Ole Miss transfer Jason Vaughan (Dunwoody, GA).



**10**  
**MARK WHITE**  
6-1, 195, Sophomore  
Hollister, FL



**11**  
**DONNIE JOHNSTON**  
5-11, 191, Senior  
Atlanta, GA



**15**  
**NATHAN CRONIC**  
5-9, 175, Freshman  
Sharpsburg, GA




**7**  
**ASHLEY LEWIS**  
6-2, 200, Sophomore  
Lyons, GA

## Runningbacks

The return of junior Vontrell Mitchell, who rambled for 1355 yards last season, and sophomore Carlos Brown, who scored 14 touchdowns, makes the position a strength. Senior Carlton Nelson, sophomore Doug Moss and redshirt freshmen Jason Landers and David Williams also auditioned for the new staff in the spring. Highly regarded recruits Greg Cooper (Washington County), Wendell Olden (Forsyth County) and Marcus Ray (Valdosta) will join the mix in August.

"This is a very solid group with a lot of versatility, which is a necessity in our offense. We will demand a lot from our backs," Kelly said.




**6**  
**VONTRELL MITCHELL**  
5-10, 175, Junior  
Gainesville, FL



**32**  
**DAVID WILLIAMS**  
5-11, 200, Freshman  
Valdosta, GA



**34**  
**CARLTON NELSON**  
5-10, 204, Senior  
Brunswick, GA



**38**  
**CARLOS BROWN**  
5-9, 190, Sophomore  
Valdosta, GA



**45**  
**DOUG MOSS**  
6-1, 220, Sophomore  
Watkinsville, GA



## Slotbacks/ Wideouts

Although the top four receivers from a year ago are gone, depth and talent abound at the two positions which are an integral part of the offense. Junior John Taylor (24 catches in '96) and senior Keith Cooksey (9 catches) worked at slotback in the spring while senior Mike Bowman (11 catches) and sophomore Carlos Hope and freshman Winston Williams (both from Macclenny, FL) played the wideout positions along with juniors Erik Gibson and Craig Jefferson, sophomore Jarel Rowe and freshman David Richetti.

"This group is solid," Kelly said. "We threw a lot at them in the spring, literally and figuratively, and they absorbed it well."




**ERIK GIBSON**

6-4, 190, Junior  
Middleburg, FL




**KEITH COOKSEY**

6-2, 210, Senior  
Tallahassee, FL



**MIKE BOWMAN**

6-2, 175, Senior  
Orange Springs, FL




**CARLOS HOPE**

6-2, 195, Sophomore  
Macclenny, FL




**JOHN TAYLOR**

6-1, 218, Junior  
Waycross, GA




**CRAIG JEFFERSON**

6-1, 195, Junior  
Winter Park, FL



**JAREL ROWE**

6-3, 205, Sophomore  
Valdosta, GA



**WINSTON WILLIAMS**

6-3, 195, Freshman  
Macclenny, FL



**DAVID RICHETTI**

5-10, 180, Freshman  
Lawrenceville, GA





# Offensive Line

A couple of starters, junior tackle Kris Gingrow and sophomore guard Brandon Jernigan, return to the area which must make the biggest adjustment in the new offense. "We want to create a new line of scrimmage," Kelly said. "We will not be passive and give up yards on our pass protection. Our pass protection begins on the line of scrimmage."

Other experienced O linemen who stepped up in the spring are sophomores Ryan Sulkowski, Harvey Moore, Roger Sullivan and Todd Hall. Redshirt freshman Jay Thompson and transfers Adam Turner and John Gulyas also got plenty of reps in the spring.

The area was a recruiting priority, and Kelly believes some immediate help is in the ofing this fall.



52

**ROGER SULLIVAN**  
6-3, 265, Sophomore  
Atlanta, GA




54

**RYAN SULKOWSKI**  
6-3, 275, Sophomore  
Tifton, GA



55

**TODD HALL**  
6-2, 232, Sophomore  
Moultrie, GA




63

**JAY THOMPSON**  
6-1, 245, Freshman  
Eustis, FL




66

**ADAM TURNER**  
6-4, 280, Junior  
Hawkinsville, GA



67

**KRIS GINGROW**  
6-3, 258, Junior  
Valdosta, GA



72

**HARVEY MOORE**  
6-4, 245, Sophomore  
Valdosta, GA



76

**BRANDON JERNIGAN**  
6-2, 302, Sophomore  
Patterson, GA



78

**JOHN GULYAS**  
6-7, 285, Sophomore  
Cocoa, FL





## Defensive Line

An impressive group of returnees plus a couple of newcomers should make this area a team strength. An abundance of depth is available at the ends, anchored by sophomore Antonio Speed, who enjoyed a tremendous spring after sitting out last season, and senior Richard Freeman (57 tackles and 8 sacks in '96). Senior end Jeff Greer (40 tackles) missed the spring with a knee injury but will be in the mix this fall. Junior Terry Turner (42 tackles) is a fixture at nose guard, and JC transfer Arto Vartanian (6-3, 290, 12 sacks) is expected to seriously challenge for a starting job at tackle.


Redshirt freshman Rory Hogan and sophomore Josh Parker played well inside in the spring. Junior David Fox made the switch from tight end to defensive end and was impressive. Others getting work were sophomores Marc Lyles and Ervin Frazier and freshmen Rodney Womack and Chad Grabowski at ends, and sophomore Dean Chandler and freshman Mike Szegda inside.



**9**  
**ANTONIO SPEED**  
6-0, 225, Sophomore  
Valdosta, GA



**58**  
**MIKE SZEGDA**  
6-3, 250, Freshman  
Boston, MA




**59**  
**DEAN CHANDLER**  
6-3, 235, Sophomore  
St. Mary's, GA



**80**  
**RODNEY WOMACK**  
6-2, 226, Freshman  
San Mateo, FL




**83**  
**RICHARD FREEMAN**  
6-3, 225, Senior  
Fernandina Beach, FL



**85**  
**CHAD GRABOWSKI**  
6-1, 185, Sophomore  
Tavares, FL




**86**  
**TERRY TURNER**  
6-1, 280, Junior  
Moultrie, GA




**89**  
**DAVID FOX**  
6-4, 230, Junior  
Coral Springs, FL




**91**  
**RORY HOGAN**  
6-0, 245, Freshman  
Lincolnton, GA




**93**  
**JOSH PARKER**  
6-3, 245, Sophomore  
Savannah, GA



**94**  
**MARC LYLES**  
6-3, 225, Sophomore  
Tampa, FL



**97**  
**JEFF GREER**  
6-3, 230, Senior  
Athens, GA




**98**  
**ERVIN FRAZIER**  
6-4, 220, Sophomore  
Midway, GA



# Linebackers

Six experienced linebackers including two starters return. Junior Jesse Sutton (76 tackles) and senior Tavaris Smith (74 tackles) were mainstays on the 1996 defense, and juniors Jimbo Shubert and Alberto Nurse and sophomores J.T. Fuller and Mike Williams were also major contributors. All had impressive springs as did The Citadel transfer Dominic June.


Sophomore Ryan Smith and freshmen Caleb Hanssen and Chris Gaston were in the mix in the spring.



22

**ALBERTO NURSE**


6-0, 215, Junior  
Corpus Christi, TX



43

**TAVARIS SMITH**


6-0, 210, Senior  
Macon, GA



44

**JIMBO SHUBERT**

5-11, 203, Junior  
Waycross, GA



46

**MIKE WILLIAMS**


5-11, 195, Sophomore  
Lake City, FL



47

**JESSE SUTTON**


6-1, 200, Junior  
Moultrie, GA



48

**J. T. FULLER**


5-10, 200, Sophomore  
Thomasville, GA



50

**DOMINIC JUNE**

6-3, 225, Sophomore  
Stone Mountain, GA



53

**RYAN SMITH**


6-0, 230, Sophomore  
Perry, FL



56

**CALEB HANSSEN**

6-0, 203, Freshman  
Williston, FL



57

**CHRIS GASTON**


5-9, 185, Freshman  
Hinesville, GA



## Defensive Backs

The secondary, which boasts several all-conference type performers, should be the strength of the defense led by senior safeties Jarmal Stevens (102 tackles) and Brad Trout (60 tackles in 8 games). Junior Austin Harmon (53 tackles) and sophomore Vaughn Clark (50 tackles) started at the corners much of the time in '96. Other experienced lettermen are sophomore safeties Jerome Mills and Terrell Battle and senior cornerback Chris Jackson (52 tackles as a starter in '95).


More depth is available from junior Melvin Wright and freshmen Eric Doggett, Carlos Baker, Neil Allison and Demeakey Williams.




**2 VAUGHN CLARK**  
5-9, 173, Sophomore  
Valdosta, GA



**8 JARMAL STEVENS**  
5-11, 195, Senior  
Savannah, GA



**19 JEROME MILLS**  
6-1, 186, Sophomore  
Atlanta, GA



**24 BRAD TROUT**  
6-2, 210, Senior  
Miami, FL



**26 MELVIN WRIGHT**  
5-10, 180, Junior  
Ray City, GA




**27 ERIC DOGGETT**  
5-7, 155, Freshman  
Valdosta, GA



**29 AUSTIN HARMON**  
5-11, 178, Junior  
Clayton, GA



**30 CHRIS JACKSON**  
6-1, 170, Sophomore  
Austin, TX



**33 TERRELL BATTLE**  
5-11, 185, Sophomore  
Americus, GA




**35 CARLOS BAKER**  
5-7, 163, Freshman  
Atlanta, GA



**36 NEIL ALLISON**  
6-0, 185, Freshman  
Valdosta, GA



**13 WAYNE DeVANE**  
6-0, 190, Senior  
Valdosta, GA



**28 PAUL McCALL**  
6-0, 172, Sophomore  
Reidsville, GA

## The Kicking Game

Senior Wayne DeVane, who has handled the punting chores the last two seasons, returns as does sophomore kicker Paul McCall, who handled placekicking duties some of the time last season, hitting 7-12 PATs and 4-5 field goals. Former Valdosta High kicker Andy Bishop was recruited to compete for that job along with Chris Wanzenberg, who is also a punter. Junior James Lightfoot, who competed with McCall in the spring, is also in the picture.



**VSU FOOTBALL**

# 1997 Football Signees

**Andy Bishop**

**Valdosta High School, Valdosta, GA  
5-10, 155, Kicker**

Scored 84 points for the state AAAA runnerup, hitting 12 of 15 field goals and 48 of 50 PATs. Kicked six FGs from beyond 40 yards. Career numbers were 19-22 FGs and 147-159 PATs. *Associated Press* first team all-state; *Atlanta Journal-Constitution* honorable mention all-state; all-region in 1995-96; *Valdosta Daily Times* all-area in 1995-96.

**Greg Cooper**

**Washington County High School,  
Sandersville, GA  
5-10, 205, Fullback/Linebacker**

Scored 34 touchdowns and gained 1520 yards for the class AA state champions. Averaged 5.5 yards per carry. Had 52 tackles. First team all state. Class AA player of the year. Team MVP. Named all-area first team by *Macon Telegraph*, *Augusta Chronicle* and *Dublin Herald*.

**Derek Dixon**

**Shaw High School, Columbus, GA  
5-10, 172, Defensive Back**

Had 41 tackles and two interceptions for Class AAAA playoff team. Returned one interception for a touchdown. Named team's best defensive back.

**Bill Epps**

**McEachern High School, Atlanta, GA  
6-4, 260, Offensive Line**

First team all-county selection for perennial AAAA power. Selected to play in North-South all-star game. Team captain.

**Tommy Everett**

**Charlton County High School, Folkston, GA  
6-5, 220, Defensive Line**

Had 57 tackles and seven quarterback sacks for Class A playoff team. Named to the all-region team.

**Dennis Fryzel**

**Lakeland Senior High School, Lakeland, FL  
6-0, 185, Wide Receiver**

Had 30 catches for 489 yards and three touchdowns for Class 5A state champions. Averaged 16.3 yards per catch. 59 career catches. First team coaches all-district in 1995 and 1996. Named all area first team by *Tampa Tribune* and *Lakeland Ledger*.

**Larry Hamilton**

**Frostproof High School, Frostproof, FL  
5-11, 195, Quarterback**

Passed for more than 1700 yards in 1996 and more than 3500 yards in his career.

**Matt Heath**

**Lincoln High School, Tallahassee, FL  
6-3, 220, Defensive End**

57 tackles, five quarterback sacks, 14 QB hurries, two caused fumbles, two fumble recoveries and four tackles for loss. Honorable mention all-state and all-Big Bend.

**Scott Joslyn**

**Evans High School, Orlando, FL  
6-4, 330, Offensive Line**

Transfer from University of Florida. Senior year in high school (1991) he was rated the top offensive guard prospect in the country. Named to all-America and all-state teams. Played in Georgia-Florida all-star game.

**Dominic June**

**Chamblee High School,  
Stone Mountain, GA  
6-3, 225, Linebacker**

Transfer from The Citadel where he took his redshirt year. In senior season he had 98 tackles, seven quarterback sacks, four caused fumbles, one fumble recovery and one interception. Had 112 tackles as a junior. All-round athlete, lettering in four sports. Named all-county twice in football.

**Percy Leggett**

**Wheeler County High School, Alamo, GA  
6-0, 260, Defensive Lineman**

Team's most valuable defensive lineman for three years. Region champion in shot put.

**Wendell Olden**

**South Forsyth High School, Cumming, GA  
5-7, 157, Runningback**

Rushed for 1794 yards and 22 touchdowns. Had 375 receiving yards. More than 5000 all-purpose yards and 62 TDs in his prep career.

**Caleb Polhill**

**Clewiston High School, Clewiston, FL  
6-6, 210, Defensive End**

Rangy, two-way player in high school who will play defense.

**Patrick Prewitt**

**University High School, Orlando, FL  
6-1, 195, Quarterback**

Threw for 2219 yards and 17 touchdowns; rushed for 470 yards (4.2 average) and seven TDs. Threw for just under 5000 yards and 42 TDs in his career. Team captain. Honorable mention all-state; all-central Florida; all-county. *Orlando Sentinel* and Orlando Touchdown Club offensive player of the year.



**Todd Ragle**

**Americus High School, Americus, GA  
6-0, 205, Linebacker**

Has 171 tackles, three interceptions, six fumble recoveries, six caused fumbles and 20 tackles for loss for class AA runnerup. Had 308 career tackles. First team all-state last season and first team all-region and all-middle Georgia in 1995 and 1996. Will play in state all-star game.

**Marcus Ray**

**Valdosta High School, Valdosta, GA  
6-0, 205, Fullback**

Rushed for 691 yards on 112 carries (6.2 per carry) and scored nine touchdowns for state AAAA runnerup. Named team's offensive back of the year.

**Rhett Reiling**

**Houston County High School, Perry, GA  
6-4, 290, Offensive Line**

Excellent student who won most improved player honor for football. Had 171 tackles, three ???

**Arto Vartanian**

**Montgomery College, Rockville, MD  
6-3, 290, Defensive Lineman**

Junior college transfer from Montgomery College in Rockville, MD. Integral part of a defense which was ranked 5th in the nation. Team finished 9-1. Second on team in sacks with 12.

**Jason Vaughan**

**North Springs High School, Dunwoody, GA  
6-4, 215, Quarterback**

Transfer from Ole Miss where he was redshirted last season. Dixie Offensive Player of the Year in 1995. Rated 12th best prospect in Georgia following his senior season. Threw for 4017 yards and 33 TDs in his prep career. Was 11-20 for 174 yards and a touchdown in Ole Miss' spring game.

**Demeakey Williams**

**Westover High School, Albany, GA  
6-1, 170, Defensive Back**

Named team's best defensive back and defensive MVP. Team captain.

**Winston Williams**

**Manadarin High School, Jacksonville, FL  
6-3, 190, Wide Receiver**

Had 36 catches for 614 yards (17.1 yards per catch) and eight touchdowns. 59 career receptions. Named all-state, all-first coast, all northeast Florida. A *Florida Times Union* Super 24 selection.

**Michael Zinger**

**Jupiter Senior High School, Jupiter, FL  
6-2, 210, Linebacker**

Had 121 tackles, 14 tackles for loss, one interception and four caused fumbles. Team's captain and kickoff specialist. Three-year letterman in football and baseball.

<b>Name</b>	<b>Pos</b>	<b>Ht.</b>	<b>Wt.</b>	<b>High School/JUCO</b>	<b>Hometown</b>
Andy Bishop	K	5-10	155	Valdosta	Valdosta, GA
Greg Cooper	FB	5-10	205	Washington County	Sandersville, GA
Derek Dixon	DB	5-10	172	Shaw	Columbus, GA
Bill Epps	OL	6-4	260	McEachern	Atlanta, GA
Tommy Everett	DL	6-5	220	Charlton County	Folkston, GA
Dennis Fryzel	WR	6-0	185	Lakeland	Lakeland, FL
Larry Hamilton	QB	5-11	195	Frostproof	Frostproof, FL
Matt Heath	DE	6-3	220	Lincoln	Tallahassee, FL
Scott Joslyn	OL	6-4	330	Evans	Orlando, FL
Dominic June	LB	6-3	225	Chamblee	Stone Mountain, GA
Percy Leggett	DL	6-0	260	Wheeler County	Alamo, GA
Wendell Olden	RB	5-7	157	South Forsyth	Cumming, GA
Caleb Polhill	DE	6-6	210	Clewiston	Clewiston, FL
Patrick Prewitt	QB	6-1	195	University	Orlando, FL
Todd Ragle	LB	6-0	205	Americus	Americus, GA
Marcus Ray	FB	6-0	205	Valdosta	Valdosta, GA
Rhett Reiling	OL	6-4	290	Houston County	Perry, GA
Arto Vartanian	DL	6-3	290	Montgomery College	Olney, MD
Jason Vaughan	QB	6-4	215	North Springs	Dunwoody, GA
Demeakey Williams	DB	6-1	170	Westover	Albany, GA
Winston Williams	WR	6-3	190	Mandarin	Jacksonville, FL
Michael Zinger	LB	6-2	210	Jupiter	Tequesta, FL



# A Look at the Polls

## Final 1996 NCAA Division II Top 20

1. Texas A&M-Kingsville
2. Northwest Missouri State
3. Ferris State
4. Valdosta State
5. Nebraska-Omaha
6. Carson-Newman
7. Pittsburg State
8. Clarion
9. Central Oklahoma
10. Indiana (PA)
11. Chadron State
12. West Georgia
13. Bloomsburg
14. Albany State
15. Northern Colorado
16. Angelo State
17. UC Davis
18. Catawba
19. North Dakota
20. Saginaw Valley State

## 1997 College Football Preview Top 25

1. Carson-Newman
2. Pittsburg State
3. Texas A&M-Kingsville
4. UC Davis
5. Northern Colorado
6. Northwest Missouri State
7. Valdosta State
8. North Dakota
9. Ferris State
10. Clarion
11. West Georgia
12. Central Oklahoma
13. North Dakota State
14. Nebraska-Omaha
15. Truman State
16. Grand Valley State
17. New Haven
18. South Dakota State
19. Bloomsburg
20. North Alabama
21. Edinboro

22. Texas A&M-Commerce
23. South Dakota
24. Delta State
25. St. Cloud State

## 1997 The Sporting News Top 10

1. Texas A&M-Kingsville
2. Carson-Newman
3. UC Davis
4. West Georgia
5. Pittsburg State
6. Clarion
7. Ferris State
8. Northern Colorado
9. Northwest Missouri State
10. Nebraska-Omaha

## 1997 Street & Smith's Top 25

1. Carson-Newman
2. Pittsburg State
3. Northern Colorado
4. Texas A&M-Kingsville
5. UC Davis
6. Clarion
7. West Georgia
8. Nebraska-Omaha
9. Ferris State
10. Bloomsburg
11. Northwest Missouri State
12. North Alabama
13. North Carolina Central
14. Chadron State
15. North Dakota State
16. Delta State
17. North Dakota
18. Grand Valley State
19. Catawba
20. Albany State
21. Central Oklahoma
22. Millersville
23. Valdosta State
24. Western State
25. New Haven

## Air Blazers

### RADIO

#### Flagship Station

**WVLD**  
**1450 AM**

Valdosta, GA

**WJYF**  
**95.3 FM**

Tifton, GA

**WTUF**  
**106.3 FM**

Thomasville, GA

**WMAF**  
**1230 AM**

Madison, FL

**The Publix  
Sportstalk Show  
with Mike Kelly  
and Chris Beckham**

**WVLD, 1450 AM**

Each Monday, 5 p.m.

### TELEVISION

**The Mike Kelly Show**

Tuesday, 10:30 p.m., WGVP





**BLAZER FOOTBALL**

# Sports Information

**S**teve Roberts is entering his 16th year as sports information director at Valdosta State University. He became the school's first full-time director in the fall of 1981 following the decision earlier that year to begin a football program at the institution.

Roberts is in charge of media relations, statistics and the production of brochures, flyers, schedule cards and releases for the university's 11 intercollegiate sports. Over the years several sports brochures have received awards in various competitions. The cover of the 1993 football brochure was judged best in the nation.

Roberts' office is located along with the offices of the athletic director and all coaches other than football and baseball in the Physical Education Complex. Part of his duties include scheduling the arena area of the complex which is used for graduations and concerts as well as athletic events.

A 1965 journalism graduate from the University of Georgia, Roberts worked for three years in sports then as Sunday editor of The Savannah Morning News before

joining the public relations staff at Valdosta State. He became Sunday editor of The Valdosta Daily Times in 1972 but continued to handle Valdosta State's sports information requirements on a part-time basis. When football was established, Roberts returned to the university full time.

Over the years Roberts has built a reputation for timely and accurate statistics, and for the past eight years he and his football statistics crew have been in charge of game stats at the Gator Bowl game. In 1994, Valdosta State became the host institution for the Division II baseball championship in Montgomery, Ala., and Roberts and his staff take care of media relations and game operations.

Roberts is a member of College Sports Information Directors of America, his profession's national organization, and in June 1995 was elected to a three-year term as a college division representative on CoSIDA's board of directors. He serves as District III coordinator for football, baseball and men's basketball on the GTE Academic

All-America Committee. District III is comprised of the states of Florida, Georgia, South Carolina, North Carolina and Virginia. He is also a member of the Baseball Writers Association and the Basketball Writers Association.

A native of Douglas, Ga., Roberts is married to the former Maggie Harden of Eastman, who serves as the director of the academic advising center for VSU's College of Education. They have two sons, Bill, 21, a senior at Valdosta State, and John, 17, a senior at Valdosta High School. Both work part-time in the VSU sports information office.



**STEVE ROBERTS**  
Director

## Blazers On the Road

**Game 1  
Georgia Southern  
August 30, 1 pm (EDT)**

Depart: Friday Morning, August 29  
Chartered Buses  
Pre-Game Headquarters: Ramada Inn,  
Statesboro, GA, (912) 764-6121  
Return: Saturday After Game  
Driving Time: Approximately 3 Hours

**Game 2  
Carson-Newman  
September 6, 7 pm (EDT)**

Depart: Friday Morning, September 5  
Chartered Buses  
Pre-Game Headquarters: Days Inn,  
Rome, GA, (706) 295-0400  
Return: Saturday Night After Game  
Driving Time: Approximately 5 Hours

**Game 3  
Fort Valley State  
September 13, 7 pm (EDT)**

Depart: Saturday Afternoon, September 12  
Chartered Buses  
Pre-Game Headquarters: Wildcat  
Stadium, Fort Valley, GA  
Return: Saturday Night After Game  
Driving Time: Approximately 2 Hours

**Game 5  
North Alabama  
October 5, 1:30 pm (CDT)**

Depart: Friday Morning, October 4  
Chartered Buses  
Pre-Game Headquarters: Ramada Inn  
Shoals, Sheffield, AL, (205) 381-3743  
Return: Saturday After Game  
Driving Time: Approximately 8 Hours

**Game 8  
Southern Arkansas  
October 25, 2 pm (CDT)**

Depart: Friday Afternoon, October 24  
Chartered Jet to Texarkana, AR

Headquarters: Best Western,  
Magnolia, AR, (870) 234-6122  
Return: Saturday Night After Game  
Flying Time: Approximately 2 Hours

**Game 10  
Central Arkansas  
November 8, 1:30 pm (CST)**

Depart: Friday Afternoon, November 7  
Chartered Jet to Little Rock, AR  
Pre-Game Headquarters: Holiday Inn,  
Conway, AR, (501) 329-2961  
Return: Saturday Night After Game  
Flying Time: Approximately 2 Hours

**Game 11  
West Georgia  
November 15, 7 pm (EST)**

Depart: Friday Morning, November 14  
Chartered Buses  
Pre-Game Headquarters: Ramada Inn,  
Carrollton, GA, (770) 834-7700  
Return: Saturday Night After Game  
Driving Time: Approximately 4 Hours



**BLAZER FOOTBALL**

# Sports Medicine



**RUSS HOFF**  
Head Athletic Trainer



**DR. KURT JACOBSON**  
Hughston Sports  
Medicine Clinic



**DR. DONALD HARTIG**  
Associate Team Physician

The Sports Medicine program at Valdosta State, under the direction of head athletic trainer Russ Hoff, provides the athletic training personnel and expertise for the 10 intercollegiate sports. Hoff, who came on board in August after serving in a similar capacity at Capital (Ohio) University for the last 10 years, oversees a staff which includes three other certified athletic trainers (Michele Garber, Bobby Tucker and another to be named), two graduate assistants and a host of student trainers who work the various sports during their seasons.

The Sports Medicine major is offered by the Department of Health, Physical Education and Athletics within the College of Education, and admission is based on academic achievement, course work, related experiences and recommendations. The first two years consist of coursework in the college core curriculum along with background courses appropriate to the

major. The second two years incorporate the professional sequence of coursework in the areas of injury assessment, therapeutic exercise, advanced anatomy, biomechanics, kinesiology and sport physiology.


It is during the second two years that the student becomes actively involved in the laboratory experiences in the athletic training room and on the athletic fields and courts. All of these experiences are under the direct supervision of Hoff or one of the other certified trainers.

In addition to the sports medicine staff, Valdosta State athletics is "taken care of" by Dr. Donald Hartig, associate team physician at VSU's Student Health Services, and by team physician Dr. Kurt Jacobson and members of his staff from the world famous Hughston Sports Medicine Clinic in Columbus.



**STUDENT TRAINERS  
WORKING FOOTBALL**

- |                |                |
|----------------|----------------|
| Julie Boyer    | Brian Zolner   |
| Beth Doolittle | Jason Dorminy  |
| Becky Johnston | Shayla Salmons |
| Allison Walsh  | Kim Wilkins    |
| Jeff Spell     | Karen Cornett  |
| Craig Johnson  | Farrah Gage    |





**BLAZER ATHLETICS**

# 1997 Summer Youth Camp





# 1997 Alphabetical Roster

Name	No.	Pos.	Ht.	Wt.	Class	Hometown
Neil Allison	36	DB	6-0	185	Freshman	Valdosta, GA
Carlos Baker	35	DB	5-7	163	Freshman	Atlanta, GA
Terrill Battle	33	FS	5-11	185	Sophomore	Americus, GA
Andy Bishop	4	K	5-10	155	Freshman	Valdosta, GA
Mike Bowman	7	WR	6-2	175	Senior	Orange Springs, FL
Bubba Brantley	70	OL	6-3	290	Freshman	Sandersville, GA
Carlos Brown	38	RB	5-9	190	Sophomore	Valdosta, GA
Dean Chandler	59	NG	6-3	235	Sophomore	St. Marys, GA
Vaughn Clark	2	CB	5-9	173	Sophomore	Valdosta, GA
Keith Cooksey	3	SB	6-2	210	Senior	Tallahassee, FL
Greg Cooper	31	RB	5-10	205	Freshman	Sandersville, GA
Nathan Cronin	15	QB	5-9	175	Freshman	Sharpsburg, GA
Wayne DeVane	13	P	6-0	190	Senior	Valdosta, GA
Derek Dixon	25	DB	5-10	172	Freshman	Columbus, GA
Eric Doggett	27	CB	5-7	155	Freshman	Valdosta, GA
Bill Epps	62	OL	6-4	260	Freshman	Hiram, GA
Tommy Everett	95	DL	6-5	220	Freshman	Folkston, GA
David Fox	89	DE	6-4	230	Junior	Coral Springs, FL
Ervin Frazier	98	DE	6-4	220	Sophomore	Midway, GA
Richard Freeman	83	DE	6-3	225	Senior	Fernandina Beach, FL
Dennis Fryzel	40	SB	6-0	185	Freshman	Lakeland, FL
J.T. Fuller	48	LB	5-10	200	Sophomore	Thomasville, GA
Chris Gaston	57	LB	5-9	185	Freshman	Hinesville, GA
Erik Gibson	1	WR	6-4	190	Junior	Middleburg, FL
Kris Gingrow	67	OT	6-3	258	Junior	Valdosta, GA
Chad Grabowski	85	DE	6-1	185	Sophomore	Tavares, FL
Jeff Greer	97	DE	6-3	230	Senior	Athens, GA
John Gulyas	78	OT	6-7	285	Sophomore	Cocoa, FL
Todd Hall	55	C	6-2	232	Sophomore	Moultrie, GA
Larry Hamilton	5	QB	5-11	195	Freshman	Frostproof, FL
Caleb Hanssen	56	LB	6-0	203	Freshman	Williston, FL
Austin Harmon	29	CB	5-11	178	Junior	Clayton, GA
Matt Heath	65	DE	6-3	220	Freshman	Tallahassee, FL
Rory Hogan	91	NG	6-0	245	Freshman	Lincolnton, GA
Carlos Hope	23	WR	6-2	195	Sophomore	Macon, GA
Chris Jackson	30	CB	6-1	170	Sophomore	Austin, TX
Craig Jefferson	81	WR	6-1	195	Junior	Winter Park, FL
Brandon Jernigan	76	OG	6-2	302	Sophomore	Patterson, GA
Donnie Johnston	11	QB	5-11	191	Senior	Atlanta, GA
Scott Joslyn	64	OL	6-4	330	Sophomore	Orlando, FL
Dominic June	50	LB	6-3	225	Sophomore	Stone Mountain, GA
Jason Landers	12	RB	5-10	175	Freshman	Stone Mountain, GA
Percy Leggett	75	NG	6-0	260	Freshman	Alamo, GA
Ashley Lewis	17	QB	6-2	200	Sophomore	Lyons, GA
Glen Lewter	49	WR	6-0	175	Freshman	Frostproof, FL
James Lightfoot	99	K	6-1	175	Junior	Tifton, GA
Marc Lyfles	94	DE	6-3	225	Sophomore	Tampa, FL
Paul McCall	28	K	6-0	172	Sophomore	Reidsville, GA
Jerome Mills	19	FS	6-1	186	Sophomore	Atlanta, GA
Vontrell Mitchell	6	RB	5-10	185	Junior	Gainesville, FL
Harvey Moore	72	OT	6-4	245	Sophomore	Valdosta, GA
Doug Moss	45	RB	6-1	220	Sophomore	Watkinsville, GA
Carlton Nelson	34	RB	5-10	204	Senior	Brunswick, GA
Heath Norman	92	DB	5-11	175	Freshman	Belle Glade, FL
Monte Norman	68	DL	6-2	255	Freshman	Tennille, GA
Alberto Nurse	2	LB	6-0	215	Junior	Corpus Christi, TX
Wendell Olden	21	RB	5-8	157	Freshman	Cumming, GA
Josh Parker	93	DT	6-3	245	Sophomore	Savannah, GA
Caleb Polhill	90	DE	6-6	210	Freshman	Clewiston, FL
Patrick Prewitt	14	QB	6-1	195	Freshman	Orlando, FL
Todd Ragle	41	LB	6-1	205	Freshman	Americus, GA
Marcus Ray	39	RB	6-1	198	Freshman	Valdosta, GA
Rhett Reiling	73	OL	6-4	290	Freshman	Warner Robins, GA
David Richetti	87	WR	5-10	180	Freshman	Lawrenceville, GA
Jarel Rowe	82	WR	6-3	205	Freshman	Valdosta, GA
Jimbo Shubert	44	LB	5-11	203	Junior	Waycross, GA
Ryan Smith	53	LB	6-0	230	Sophomore	Perry, FL
Tavaris Smith	43	LB	6-0	215	Senior	Macon, GA
Antonio Speed	9	DE	6-0	225	Sophomore	Valdosta, GA
Jarmal Stevens	8	FS	5-11	195	Senior	Savannah, GA
Ryan Sulkowski	54	C	6-3	275	Sophomore	Tifton, GA
Roger Sullivan	52	OT	6-3	265	Sophomore	Atlanta, GA
Jesse Sutton	47	LB	6-1	200	Junior	Moultrie, GA
Mike Szegda	58	NG	6-3	250	Freshman	Boston, MA
Hunter Taylor	60	LB	5-11	205	Freshman	Glen St. Mary, FL
John Taylor	42	SB	6-1	218	Junior	Waycross, GA
Jay Thompson	63	OG	6-1	245	Freshman	Easton, FL
Brad Trout	24	SS	6-2	210	Senior	Miami, FL
Adam Turner	66	OG	6-4	280	Junior	Hawkinsville, GA
Terry Turner	86	NG	6-1	280	Junior	Moultrie, GA
Jason Vaughan	16	QB	6-4	215	Freshman	Dunwoody, GA
Arto Vartanian	77	DL	6-3	290	Junior	Olney, MD
Chris Wanzenberg	96	K/P	5-10	175	Freshman	Gainesville, FL
Mark White	10	QB	6-1	195	Sophomore	Hollister, FL
David Williams	32	RB	5-11	200	Freshman	Valdosta, GA
Demeakey Williams	37	CB	6-1	170	Freshman	Albany, GA
Mike Williams	46	LB	5-11	195	Sophomore	Lake City, FL
Winston Williams	84	WR	6-3	195	Freshman	Macclenny, FL
Rodney Womack	80	DE	6-2	226	Freshman	San Mateo, FL
Melvin Wright	26	CB	5-10	180	Junior	Ray City, GA
Michael Zinger	51	LB	6-2	210	Freshman	Tequesta, FL



# Blazers by Position

# 1997 Numerical Roster

## Offense

### Quarterbacks

Nathan Cronin, Larry Hamilton, Donnie Johnston, Ashley Lewis, Patrick Prewitt, Jason Vaughan, Mark White

### Runningbacks

Carlos Brown, Greg Cooper, Jason Landers, Vontrell Mitchell, Doug Moss, Carlton Nelson, Wendell Olden, Marcus Ray, David Williams

### Slotbacks

Keith Cooksey, Dennis Fryzel, John Taylor

### Wide Receivers

Mike Bowman, Erik Gibson, Carlos Hope, Craig Jefferson, Glen Lewter, David Richetti, Jarel Rowe, Winston Williams

### Offensive Line

Bubba Brantley, Bill Epps, Kris Gingrow, John Gulyas, Todd Hall, Brandon Jernigan, Scott Joslyn, Harvey Moore, Rhett Reiling, Ryan Sulkowski, Roger Sullivan, Jay Thompson, Adam Turner

### Kickers

Andy Bishop, James Lightfoot, Paul McCall, Chris Wanzenberg

## Defense

### Defensive Line

Dean Chandler, Tommy Everett, David Fox, Ervin Frazier, Richard Freeman, Chad Grabowski, Jeff Greer, Matt Heath, Rory Hogan, Percy Leggett, Marc Lyles, Monte Norman, Josh Parker, Caleb Polhill, Antonio Speed, Mike Szegda, Terry Turner, Arto Vartanian, Rodney Womack

### Linebackers

J.T. Fuller, Chris Gaston, Caleb Hanssen, Dominic June, Alberto Nurse, Todd Ragle, Jimbo Shubert, Ryan Smith, Tavaris Smith, Jesse Sutton, Hunter Taylor, Mike Williams, Michael Zinger

### Defensive Backs

Neil Allison, Carlos Baker, Terrell Battle, Vaughn Clark, Derek Dixon, Eric Doggett, Austin Harmon, Chris Jackson, Jerome Mills, Heath Norman, Jarmal Stevens, Brad Trout, Demeakey Williams, Melvin Wright

### Punters

Wayne DeVane, Chris Wanzenberg

No.	Name	Pos.	Ht.	Wt.	Class	Hometown
1	Erik Gibson	WR	6-4	190	Junior	Middleburg, FL
2	Vaughn Clark	CB	5-9	173	Sophomore	Valdosta, GA
3	Keith Cooksey	SB	6-2	210	Senior	Tallahassee, FL
4	Andy Bishop	K	5-10	155	Freshman	Valdosta, GA
5	Larry Hamilton	QB	5-11	159	Freshman	Frostproof, FL
6	Vontrell Mitchell	RB	5-10	175	Junior	Gainesville, FL
7	Mike Bowman	WR	6-2	175	Senior	Orange Springs, FL
8	Jarmal Stevens	FS	5-11	195	Senior	Savannah, GA
9	Antonio Speed	DE	6-0	225	Sophomore	Valdosta, GA
10	Mark White	QB	6-1	195	Sophomore	Hollister, FL
11	Donnie Johnston	QB	5-11	191	Senior	Atlanta, GA
12	Jason Landers	RB	5-10	175	Freshman	Stone Mountain, GA
13	Wayne DeVane	P	6-0	190	Senior	Valdosta, GA
14	Patrick Prewitt	QB	6-1	195	Freshman	Orlando, FL
15	Nathan Cronin	QB	5-9	175	Freshman	Sharpsburg, GA
16	Jason Vaughan	QB	6-4	215	Freshman	Dunwoody, GA
17	Ashley Lewis	QB	6-2	200	Sophomore	Lyons, GA
19	Jerome Mills	FS	6-1	186	Sophomore	Atlanta, GA
21	Wendell Olden	RB	5-8	157	Freshman	Cumming, GA
22	Alberto Nurse	LB	6-0	215	Junior	Corpus Christi, TX
23	Carlos Hope	WR	6-2	195	Sophomore	Macclenny, FL
24	Brad Trout	SS	6-2	210	Senior	Miami, FL
25	Derek Dixon	DB	5-10	172	Freshman	Columbus, GA
26	Melvin Wright	DB	5-10	180	Junior	Ray City, GA
27	Eric Doggett	CB	5-7	155	Freshman	Valdosta, GA
28	Paul McCall	K	6-0	172	Sophomore	Reidsville, GA
29	Austin Harmon	CB	5-11	178	Junior	Clayton, GA
30	Chris Jackson	DB	6-1	170	Sophomore	Austin, TX
31	Greg Cooper	RB	5-10	172	Freshman	Sandersville, GA
32	David Williams	RB	5-11	200	Freshman	Valdosta, GA
33	Terrell Battle	FS	5-11	185	Sophomore	Americus, GA
34	Carlton Nelson	RB	5-10	204	Senior	Brunswick, GA
35	Carlos Baker	DB	5-7	163	Freshman	Atlanta, GA
36	Neil Allison	DB	6-0	185	Freshman	Valdosta, GA
37	Demeakey Williams	DB	6-1	170	Freshman	Albany, GA
38	Carlos Brown	RB	5-9	190	Sophomore	Valdosta, GA
39	Marcus Ray	RB	6-1	198	Freshman	Valdosta, GA
40	Dennis Fryzel	SB	6-0	185	Freshman	Lakeland, FL
41	Todd Ragle	LB	6-1	205	Freshman	Americus, GA
42	John Taylor	SB	6-1	218	Junior	Waycross, GA
43	Tavaris Smith	LB	6-0	210	Senior	Macon, GA
44	Jimbo Shubert	LB	5-11	203	Junior	Waycross, GA
45	Doug Moss	RB	6-1	220	Sophomore	Watkinsville, GA
46	Mike Williams	LB	5-11	195	Sophomore	Lake City, FL
47	Jesse Sutton	LB	6-1	200	Junior	Moultrie, GA
48	J.T. Fuller	LB	5-10	200	Sophomore	Thomasville, GA
49	Glen Lewter	WR	6-0	175	Freshman	Frostproof, FL
50	Dominic June	LB	6-3	225	Sophomore	Stone Mountain, GA
51	Michael Zinger	LB	6-2	210	Freshman	Tequesta, FL
52	Roger Sullivan	OT	6-3	265	Sophomore	Atlanta, GA
53	Ryan Smith	LB	6-0	230	Sophomore	Perry, FL
54	Ryan Sulkowski	OG	6-3	275	Sophomore	Tifton, GA
55	Todd Hall	C	6-2	232	Sophomore	Moultrie, GA
56	Caleb Hanssen	LB	6-0	203	Freshman	Williston, FL
57	Chris Gaston	LB	5-9	185	Freshman	Hinesville, GA
58	Mike Szegda	NG	6-3	250	Freshman	Boston, MA
59	Dean Chandler	LB	6-3	235	Sophomore	St. Marys, GA
60	Hunter Taylor	LB	5-11	205	Freshman	Glen St. Mary, FL
62	Bill Epps	OL	6-4	260	Freshman	Hiram, GA
63	Jay Thompson	OG	6-1	245	Freshman	Eustis, FL
64	Scott Joslyn	OL	6-4	330	Sophomore	Orlando, FL
65	Matt Heath	DE	6-3	220	Freshman	Tallahassee, FL
66	Adam Turner	OG	6-4	280	Junior	Hawkinsville, GA
67	Kris Gingrow	OT	6-3	258	Junior	Valdosta, GA
68	Monte Norman	DL	6-2	255	Freshman	Tennille, GA
70	Bubba Brantley	OL	6-3	290	Freshman	Sandersville, GA
72	Harvey Moore	OT	6-4	245	Sophomore	Valdosta, GA
73	Rhett Reiling	OL	6-4	290	Freshman	Warner Robins, GA
75	Percy Leggett	NG	6-0	260	Freshman	Alamo, GA
76	Brandon Jernigan	OG	6-2	302	Sophomore	Patterson, GA
77	Arto Vartanian	DL	6-3	290	Junior	Olney, MD
78	John Gulyas	OT	6-7	285	Sophomore	Cocoa, FL
80	Rodney Womack	DE	6-2	226	Freshman	San Mateo, FL
81	Craig Jefferson	WR	6-1	195	Junior	Winter Park, FL
82	Jarel Rowe	WR	6-3	205	Freshman	Valdosta, GA
83	Richard Freeman	DE	6-3	225	Senior	Fernandina Beach, FL
84	Winston Williams	WR	6-3	195	Freshman	Macclenny, FL
85	Chad Grabowski	DE	6-1	185	Sophomore	Tavares, FL
86	Terry Turner	NG	6-1	280	Junior	Moultrie, GA
87	David Richetti	WR	5-10	180	Freshman	Lawrenceville, GA
89	David Fox	DE	6-4	230	Junior	Coral Springs, FL
90	Caleb Polhill	DE	6-6	210	Freshman	Clewiston, FL
91	Rory Hogan	NG	6-0	245	Freshman	Lincolnton, GA
92	Heath Norman	DB	5-11	175	Freshman	Belle Glade, FL
93	Josh Parker	DT	6-3	245	Sophomore	Savannah, GA
94	Marc Lyles	DE	6-3	225	Sophomore	Tampa, FL
95	Tommy Everett	DL	6-5	220	Freshman	Folkston, GA
96	Chris Wanzenberg	K/P	5-10	175	Freshman	Gainesville, FL
97	Jeff Greer	DE	6-3	230	Senior	Athens, GA
98	Ervin Frazier	DE	6-4	220	Sophomore	Midway, GA
99	James Lightfoot	K	6-1	175	Junior	Tifton, GA



EAGLES

**PAUL JOHNSON**  
Head Coach

Location: Statesboro, GA  
Enrollment: 14,200  
President: Dr. Nicholas Henry  
Athletic Director: Sam Baker  
Nickname: Eagles  
Conference: Southern  
National Affiliation: NCAA I  
Stadium: Paulson (18,000)  
Head Coach: Paul Johnson  
Alma Mater: Western Carolina  
Record at GSU: 0-0 (1st year)  
Phone: (912) 681-5522

Assistants: Mike Sewak, Rusty Russell,  
John Pate, Michael Carter, Giff Smith,  
Jeff Monken  
1996 Record: 4-7  
Series Record: GSU leads, 5-1-1  
Basic Offense: Spread  
Basic Defense: 4-3  
Lettermen Returning: 52 (24 offense, 28 defense)  
Sports Information Director: Tom McClellan  
Office: (912) 681-0352; Home: 489-2711  
Fax: 681-0046  
Press Box: 681-3896

**1997 SCHEDULE**

A 30	.....	VALDOSTA STATE
S 6	.....	William & Mary
S 20	.....	at Wofford
S 27	.....	UT Chattanooga
O 4	.....	at Virginia Military Institute
O 11	.....	Western Carolina
O 18	.....	at Appalachian State
O 25	.....	The Citadel
N 1	.....	at East Tennessee State
N 8	.....	Furman
N 15	.....	at South Florida

**1996 RESULTS (4-7)**

28 South Carolina State	.....	.14
14 Florida	.....	.62
13 Marshall	.....	.29
21 UT Chattanooga	.....	.23
20 VMI	.....	.17
38 Western Carolina	.....	.28
28 Appalachian State	.....	.35
20 The Citadel	.....	.35
14 East Tennessee State	.....	.17
14 Furman	.....	.21
45 Liberty	.....	.14

EAGLES

**KEN SPARKS**  
Head Coach

Location: Jefferson City, TN  
Enrollment: 2265  
President: Dr. J. Cordell Maddox  
Athletic Director: David Barger  
Nickname: Eagles  
Conference: South Atlantic  
National Affiliation: NCAA II  
Stadium: Burke-Tarr (5000)  
Head Coach: Ken Sparks  
Alma Mater: Carson-Newman  
Record at C-N: 161-42-2 (17 years)  
Phone: (423) 471-3466

Assistants: Bill Mitchell, Jim Deaton,  
Mike Whitley, Mike Turner, Lester  
Walls, Dan Redding, Chuck King, David Needs  
1996 Record: 12-2  
Series Record: C-N leads, 1-0  
Basic Offense: Veer Option  
Basic Defense: Multiple 50  
Lettermen Returning: 49 (21 offense, 28 defense)  
Sports Information Director: TBA  
Office: (423) 471-3477; Home:  
Fax: 471-3514  
Press Box: 471-3521

**1997 SCHEDULE**

S 6	.....	VALDOSTA STATE (Rome)
S 13	.....	Edinboro
S 20	.....	at Presbyterian
O 4	.....	Catawba
O 11	.....	at Wingate
O 18	.....	Mars Hill
O 25	.....	at Gardner-Webb
N 1	.....	Lenoir-Rhyne
N 8	.....	at Newberry

**1996 RESULTS (12-2)**

49 Lane	.....	.8
42 Edinboro	.....	.12
28 Presbyterian	.....	.10
20 Elon	.....	.0
3 Catawba	.....	.17
34 Wingate	.....	.15
26 Mars Hill	.....	.21
29 Gardner-Webb	.....	.20
33 Lenoir-Rhyne	.....	.6
13 Newberry	.....	.0
41 West Georgia	.....	.7
24 VALDOSTA STATE	.....	.19
29 UC Davis	.....	.26
14 Northern Colorado	.....	.23



# Fort Valley State University

September 13, 7:00 p.m. (EDT) • Wildcat Stadium, Fort Valley, GA

Location: Fort Valley, GA  
 President: Dr. Oscar L. Prater  
 Athletic Director: TBA  
 Nickname: Wildcats  
 Conference: Southern Intercollegiate Athletic  
 National Affiliation: NCAA II  
 Stadium: Wildcat (5000)  
 Head Coach: Kent Schoolfield  
 Alma Mater: Florida A&M  
 Record at FVSC: First year  
 Phone: (912) 825-6208

Assistants: TBA

1996 Record: 6-5  
 Series Record: VSU leads, 7-1  
 Basic Offense: Multiple  
 Basic Defense: 4-3  
 Lettermen Returning: 36 (16 offense, 20 defense)  
 Sports Information Director: Russell Boone  
 Office: (912) 825-6437; Home: 825-8436  
 Fax: 825-6106  
 Press Box: 825-6961, 6962

**KENT SCHOOLFIELD**  
 Head Coach

## 1997 SCHEDULE

S 6	.....	at Morehouse
S 13	.....	VALDOSTA STATE
S 20	.....	Morris Brown
S 27	.....	at Kentucky State
O 4	.....	Clark Atlanta
O 11	.....	Miles
O 18	.....	at Alabama A&M
O 25	.....	at Tuskegee
N 1	.....	Savannah State
N 15	.....	Albany State (Columbus)

## 1996 RESULTS (6-5)

10	Winston Salem State	.....	15
13	Morehouse	.....	14
17	Gardner-Webb	.....	14
14	Morris Brown	.....	26
23	Kentucky State	.....	8
13	Clark Atlanta	.....	0
40	Miles	.....	29
13	Alabama A&M	.....	17
20	Tuskegee	.....	19
19	Savannah State	.....	14
7	Albany State	.....	21

# Arkansas Tech University

September 20, 2:00 p.m. (EDT) • Bazemore-Hyder Stadium, Valdosta, GA

Location: Russellville, Ark.  
 Enrollment: 4000  
 President: Dr. Robert Brown  
 Athletic Director: TBA  
 Nickname: Wonder Boys  
 Conference: Gulf South  
 National Affiliation: NCAA II  
 Stadium: Buerkle Field (6000)  
 Head Coach: TBA  
 Alma Mater:  
 Record at AT: First year  
 Phone: (501) 968-0245

Assistants: Brent Good, Chuck Williams,  
 Billy Goss

1996 Record: 5-6, 3-5 in GSC (7th)  
 Series Record: VSU leads, 2-0  
 Basic Offense: One-Back  
 Basic Defense: 4-3  
 Lettermen Returning: 39 (17 offense, 22 defense)  
 Sports Information Director: Larry Smith  
 Office: (501) 968-0645; Home: 967-7819  
 Fax: 964-0829  
 Press Box: 968-0243

**TBA**  
 Head Coach

## 1997 SCHEDULE

A 30	.....	Harding (Alma)
S 6	.....	West Alabama
S 13	.....	at Delta State
S 20	.....	at VALDOSTA STATE
S 27	.....	North Alabama
O 4	.....	at McNeese State
O 11	.....	at Southern Arkansas
O 18	.....	Arkansas-Monticello
O 25	.....	at Northwest Louisiana
N 1	.....	at Henderson State
N 15	.....	Central Arkansas

## 1996 RESULTS (5-6)

41	Harding	.....	45
24	West Alabama	.....	38
46	Delta State	.....	47
26	VALDOSTA STATE	.....	43
38	North Alabama	.....	35
40	Mississippi College	.....	22
28	Southern Arkansas	.....	26
52	Arkansas-Monticello	.....	38
20	Henderson State	.....	49
59	Ouachita Baptist	.....	25
17	Central Arkansas	.....	31

WILDCATS WONDER BOYS



LIONS

**BOBBY WALLACE**  
Head Coach

## University of North Alabama

*October 4, 1:30 p.m. (CDT) • Braly Municipal Stadium, Florence, AL*

Location: Florence, Ala.  
Enrollment: 5200  
President: Dr. Robert L. Potts  
Athletic Director: Dan Summy  
Nickname: Lions  
Conference: Gulf South  
National Affiliation: NCAA II  
Stadium: Braly Municipal Stadium (13,000)  
Head Coach: Bobby Wallace  
Alma Mater: Mississippi State  
Record at UNA: 73-33-1 (9 years)  
Phone: (205) 760-4397

Assistants: Bill Hyde, Willie Slater,  
David Martin, Raymond Monica,  
Derek Hill  
1996 Record: 6-5, 4-4 in GSC (5th)  
Series Record: UNA leads, 10-5-1  
Basic Offense: Multiple  
Basic Defense: 4-3  
Lettermen Returning: 38 (18 offense, 20 defense)  
Sports Information Director: Jeff Hodges  
Office: (205) 760-4595; Home: 766-7572  
Fax: 760-4659  
Press Box: 760-6372, 6373

**1997 SCHEDULE**

S 6	.....	at Alabama A&M
S 13	.....	at Southern Arkansas
S 20	.....	Texas A&M-Kingsville
S 27	.....	at Arkansas Tech
O 4	.....	VALDOSTA STATE
O 11	.....	at Southwestern Louisiana
O 18	.....	at Delta State
O 25	.....	Henderson State
N 1	.....	at Central Arkansas
N 8	.....	West Georgia
N 15	.....	West Alabama

**1996 RESULTS (6-5)**

10 Albany State	.....	17
47 Alabama A&M	.....	0
27 Southern Arkansas	.....	9
24 Texas A&M-Kingsville	.....	7
35 Arkansas Tech	.....	38
31 VALDOSTA STATE	.....	34
27 Delta State	.....	17
17 Henderson State	.....	3
20 Central Arkansas	.....	21
31 West Georgia	.....	32
38 West Alabama	.....	24

BOLL WEEVILS

**CARL PRESTON**  
Head Coach

## University of Arkansas-Monticello

*October 11, 2:00 p.m. (EDT) • Bazemore-Hyder Stadium, Valdosta, GA*

Location: Monticello, Ark.  
Enrollment: 2200  
President: Dr. Fred J. Taylor  
Athletic Director: Alvy Early  
Nickname: Boll Weevils  
Conference: Gulf South  
Affiliation: NCAA II  
Stadium: Cotton Boll (5000)  
Head Coach: Carl Preston  
Alma Mater: Arkansas-Monticello  
Record at UAM: 0-0 (1st year)  
Phone: (501) 460-1058

Assistants: Anthony Brown, Charles Thomas

1996 Record: 5-6, 3-5 in GSC (8th)  
Series Record: VSU leads, 1-0  
Basic Offense: Slot I  
Basic Defense: 4-3  
Lettermen Returning: 37 (20 offense, 17 defense)  
Sports Information Director: Cris Belvin  
Office: (501) 460-1074; Home: 367-2956  
Fax: 460-1174  
Press Box: 460-1068, 1568

**1997 SCHEDULE**

S 6	.....	at Harding
S 13	.....	West Georgia
S 20	.....	at Sam Houston State
S 27	.....	at West Alabama
O 11	.....	at VALDOSTA STATE
O 18	.....	at Arkansas Tech
O 25	.....	Central Arkansas
N 1	.....	Southern Arkansas
N 8	.....	at Henderson State
N 15	.....	Delta State

**1996 RESULTS (5-6)**

35 Mississippi College	.....	23
21 West Georgia	.....	48
41 Delta State	.....	34
45 West Alabama	.....	36
3 McNeese State	.....	49
24 VALDOSTA STATE	.....	52
38 Arkansas Tech	.....	52
7 Central Arkansas	.....	35
27 Southern Arkansas	.....	20
14 Henderson State	.....	20
43 Ouachita Baptist	.....	24



# University of West Alabama

October 18, 2:00 p.m. (EDT) • Bazemore-Hyder Stadium, Valdosta, GA

Location: Livingston, Ala.  
 Enrollment: 2100  
 President: Dr. Don Hines  
 Athletic Director: Dee Outlaw  
 Nickname: Tigers  
 Conference: Gulf South  
 National Affiliation: NCAA II  
 Stadium: Tiger Stadium (8500)  
 Head Coach: Bobby Johns  
 Alma Mater: Alabama  
 Record at UWA: 0-0 (1st year)  
 Phone: (205) 652-3483

Assistants: Tommy Laurendine, Tom Causey,  
 Chad Mobley, Chris Jones, Tony Oglesby,  
 Jonathan Sarratt, Tom Evangelista  
 1996 Record: 3-7, 1-6 in GSC (10th)  
 Series Record: VSU leads, 14-1  
 Basic Offense: Pro Set  
 Basic Defense: 4-3  
 Lettermen Returning: 37 (17 offense, 20 defense)  
 Sports Information Director: Fred Sington  
 Office: (205) 652-3596; Home: 652-9189  
 Fax: 652-3600  
 Press Box: 652-6999, 7799

**BOBBY JOHNS**  
 Head Coach

### 1997 SCHEDULE

S 6	.....	at Arkansas Tech
S 13	.....	at Lane
S 20	.....	Union
S 27	.....	Arkansas-Monticello
O 4	.....	Henderson State
O 11	.....	Mississippi College
O 18	.....	at VALDOSTA STATE
N 1	.....	at West Georgia
N 8	.....	Delta State
N 15	.....	at North Alabama

### 1996 RESULTS (3-7)

38 Arkansas Tech	.....	24
42 Lane	.....	28
26 Harding	.....	31
36 Arkansas-Monticello	.....	45
3 Henderson State	.....	17
16 VALDOSTA STATE	.....	52
22 Mississippi College	.....	21
23 West Georgia	.....	47
13 Delta State	.....	42
24 North Alabama	.....	38

# University of Southern Arkansas

October 25, 2:00 p.m. (CDT) • Wilkins Stadium, Magnolia, AR

Location: Magnolia, Ark.  
 Enrollment: 2650  
 President: Dr. Steven G. Gamble  
 Athletic Director: W.T. Watson  
 Nickname: Muleriders  
 Conference: Gulf South  
 National Affiliation: NCAA II  
 Stadium: Wilkins Stadium (6000)  
 Head Coach: Steve Roberts  
 Alma Mater: Ouachita Baptist  
 Record at SAU: 9-19-1 (3 years)  
 Phone: (870) 235-4110

Assistants: John Bland, Steve Quinn,  
 Tony Gilbert  
 1996 Record: 4-6, 2-5 in GSC (9th)  
 Series Record: VSU leads, 1-0  
 Basic Offense: Wishbone  
 Basic Defense: Eagle  
 Lettermen Returning: 41 (19 offense, 22 defense)  
 Sports Information Director: Harold Jameson  
 Office: (870) 235-4104; Home: 234-5950  
 Fax: 235-4105  
 Press Box: 235-4116, 4117

**STEVE ROBERTS**  
 Head Coach

### 1997 SCHEDULE

S 4	.....	at East Central Oklahoma
S 13	.....	North Alabama
S 20	.....	at Central Arkansas
O 4	.....	at Delta State
O 11	.....	Arkansas Tech
O 18	.....	Northwestern Oklahoma
O 25	.....	VALDOSTA STATE
N 1	.....	at Arkansas-Monticello
N 8	.....	at Northeastern State
N 15	.....	Henderson State

### 1996 RESULTS (4-6)

3 East Central Oklahoma	.....	14
9 North Alabama	.....	27
21 Central Arkansas	.....	13
13 Delta State	.....	34
26 Arkansas Tech	.....	28
30 Ouachita Baptist	.....	14
0 VALDOSTA STATE	.....	42
20 Arkansas-Monticello	.....	27
20 Mississippi College	.....	6
16 Henderson State	.....	13

TIGERS

MULERIDERS







# O P P O N E N T S

## State University of West Georgia

November 15, 7:00 p.m. (EST) • Grisham Stadium, Carrollton, GA

Location: Carrollton, Ga.  
 Enrollment: 8650  
 President: Dr. Beheruz N. Sethna  
 Athletic Director: Ed Murphy  
 Nickname: Braves  
 Conference: Gulf South  
 Affiliation: NCAA II  
 Stadium: Grisham (6500)  
 Head Coach: Charlie Fisher  
 Alma Mater: Springfield  
 Record at WG: 28-15 (4 years)  
 Phone: (404) 836-6539

Assistants: Ron Wright, Glenn Spencer, Leo Barker, Gary Otten, David Dean, Joel Roope, John Small, Roberto Pinilla  
 1996 Record: 9-3, 5-2 in GSC (2nd)  
 Series Record: VSU leads, 10-4  
 Basic Offense: Multiple I  
 Basic Defense: 4-3  
 Lettermen Returning: 33 (16 offense, 17 defense)  
 Sports Information Director: Mitch Gray  
 Office: (770) 836-6542; Home: 574-9248  
 Fax: 836-6543  
 Press Box: 836-0830

**CHARLIE FISHER**  
 Head Coach

**BRAVES**

### 1997 SCHEDULE

A 28	.....	at North Dakota State
S 6	.....	Mars Hill
S 13	.....	at Arkansas-Monticello
S 20	.....	North Carolina Central
S 27	.....	at Henderson State
O 11	.....	Central Arkansas
O 25	.....	at Delta State
N 1	.....	West Alabama
N 8	.....	at North Alabama
N 15	.....	VALDOSTA STATE

### 1996 RESULTS (9-3)

10 Newberry	.....	7
30 Jacksonville State	.....	10
48 Arkansas-Monticello	.....	21
48 Elon	.....	14
13 Henderson State	.....	20
69 Tusculum	.....	0
30 Central Arkansas	.....	7
34 Delta State	.....	51
47 West Alabama	.....	23
32 North Alabama	.....	31
42 VALDOSTA STATE	.....	21
7 Carson-Newman	.....	41

## Gulf South Conference 1997 Composite Schedule

Date	Game	Time	Date	Game	Time	Date	Game	Time
Aug. 28	West Georgia at N. Dakota St.	7:30 pm	Sept. 27	N. Alabama at Arkansas Tech	8 pm	Nov. 1	Delta St. at VSU	2 pm
Aug. 30	VSU at Georgia Southern	1 pm		West Ga. at Henderson State	8 pm		N. Alabama at Central Arkansas	2:30 pm
	Northeastern St. at Central Ark.	8 pm		Ark-Monticello at W. Alabama	8 pm		Arkansas Tech at Henderson St.	3 pm
	Ark. Tech vs. Harding (Alma)	8 pm		Central Arkansas at Delta State	8 pm		Southern Ark. at Ark-Monticello	3 pm
Sept. 4	So. Ark. at East Central Okla.	8 pm	Oct. 4	VSU at North Alabama	2:30 pm		West Alabama at West Georgia	1:30 pm
Sept. 6	VSU vs. Carson-Newman (Rome)	7 pm		Arkansas Tech at McNeese St.	8 pm	Nov. 8	VSU at Central Arkansas	2:30 pm
	Ark-Monticello at Harding	8 pm		Henderson St. at West Alabama	2 pm		Ark-Monticello at Henderson St.	3 pm
	Central Ark. at N'eastern State (OK)	8 pm		Southern Arkansas at Delta St.	8 pm		Delta St. at West Alabama	2 pm
	Delta St. at S.F. Austin St.	8 pm	Oct. 11	Ark-Monticello at VSU	2 pm		West Georgia at North Alabama	2:30 pm
	Henderson St. at Ouachita Baptist	8 pm		Cen. Arkansas at West Georgia	1:30 pm		So. Arkansas at Northeastern St.	3 pm
	N. Alabama at Alabama A&M	8 pm		Ark. Tech at So. Arkansas	8 pm	Nov. 15	VSU at West Georgia	7 pm
	West Alabama at Ark. Tech	8 pm		Delta St. at Henderson St.	8 pm		West Alabama at North Alabama	2:30 pm
Sept. 13	VSU at Fort Valley St.	7 pm		Miss. College at West Alabama	3 pm		Cen. Arkansas at Arkansas Tech	3 pm
	West Alabama at Lane	3 pm		North Alabama at S'western La.	8 pm		Henderson St. at So. Arkansas	3 pm
	West Georgia at Ark-Monticello	7 pm	Oct. 18	West Alabama at VSU	2 pm		Delta State at Ark-Monticello	3 pm
	Arkansas Tech at Delta St.	8 pm		North Alabama at Delta St.	3 pm	Nov. 22	NCAA Playoffs First Round	TBA
	N. Alabama at So. Arkansas	8 pm		Ark-Monticello at Arkansas Tech	3 pm			
	Henderson St. at N'western La.	7 pm		Henderson St. at Cen. Arkansas	2:30 pm	Nov. 29	NCAA Playoffs Quarterfinal Round	TBA
	Cen. Arkansas at Arkansas St.	7 pm		N'western State at Southern Ark.	3:30 pm			
Sept. 20	Arkansas Tech at VSU	2 pm	Oct. 25	VSU at Southern Arkansas	3 pm	Dec. 6	NCAA Playoffs Semifinal Round	TBA
	N.C. Central at West Georgia	6 pm		West Georgia at Delta St.	3 pm			
	Ark-Monticello at Sam Houston St.	8 pm		Cen. Arkansas at Ark-Monticello	4 pm	Dec. 13	NCAA Playoffs Final Round	TBA
	Southern Ark. at Central Ark.	8 pm		Henderson St. at North Alabama	2:30 pm			
	Texas A&M-Kville at N. Ala.	8 pm		Arkansas Tech at N'western La.	7 pm			
	Union at West Alabama	8 pm						

**All Times Eastern**





**BLAZERS FINALLY NAIL DOWN  
ELUSIVE CONFERENCE TITLE, RETURN TO PLAYOFFS**

## *A Look Back at 1996*

1996 will long be remembered as the year Valdosta State finally kicked down the door to the Gulf South Conference football throne room. After finishing second a frustrating five times in the previous 14 seasons, the Blazers brought home the gold for the first time.

VSU was expected to be in the hunt for the title, returning a veteran group of starters on both sides of the ball. Lance Funderburk, who set three national passing records as a junior, was back to lead the offense, and he was surrounded by a talented stable of receivers and runningbacks.

The high-powered offense responded to its lofty billing, leading the league in total offense, pass offense and scoring offense as Funderburk threw for 4226 yards and 38 touchdowns. The running game also was much improved with sophomore Vontrell Mitchell shredding defenses for more than 104 ground yards a game.

After posting easy wins in its first four games, the Blazers took a giant step toward their first championship with a heart-stopping 34-31 triple overtime victory over three-time defending national champion North Alabama at home in front of 10,039 mostly partisan fans. Three more easy wins followed before Delta State ambushed the Blazers in week nine. VSU secured the GSC crown the next week with a 63-30 thrashing of Central Arkansas at home before ending the regular season with a disappointing loss to West Georgia.

Valdosta State advanced to the second round of the national playoffs, beating Albany State at home before dropping a 24-19 decision in the mud at Carson-Newman in the quarterfinals. The final mark of 10-3 was the second best in history.

Another first for the 1996 season was the No. 1 national ranking. The Blazers sat atop the Division II Top 20 poll for two consecutive weeks before settling for a No. 4 ranking in the final poll. At year's end, a record seven players were named to the all-conference team, led by Funderburk who was the runnerup for the Harlon Hill Trophy which represents Division II's best player.





**VALDOSTA STATE 42  
GARDNER-WEBB 16**

Aug. 31, 1996 7 pm EDT  
Spangler Stadium, Boiling Springs, NC  
Att: 3680 Conditions: 74 degrees,  
Wind NNE at 5 mph, Clear

From the time Vontrell Mitchell returned the opening kickoff 59 yards until Lance Funderburk threw his fifth touchdown pass of the game, Valdosta State was the team in charge of the season opener against Gardner-Webb. Mitchell's exciting return set up a quick five-play, 38-yard drive, culminated by Funderburk's 7-yard TD solo to fullback David Glisson. The Bulldogs answered late in the quarter to briefly knot the count before the Blazers exploded for 21 second quarter points. Funderburk was in the middle of all three scores, passing seven yards to tight end John Taylor and 1 yard to flanker Nikko Cooper, then sneaking in from a yard out after the Blazers had recovered a Bulldog bobble at the G-W 8. VSU led 28-13 at the half, then put the game away by scoring on its first two third quarter possessions. Funderburk pulled the trigger on both scores, hitting Mitchell from 28 yards out and connecting with flanker Rodney Brown on a 20-yarder. Gardner-Webb kicked a meaningless field goal on the last play of the game for the final margin. Funderburk opened his bid for the Harlon Hill Trophy with a 34-47, 395-yard performance, good enough to earn GSC offensive player of the week honors. Brown caught six passes for 106 yards, and Sean Pender pulled in seven for 64 as 10 different receivers got in the act. The Blazers' young and thin defense turned in a very solid performance, holding the Bulldogs to 240 total yards.

Valdosta State	7	21	14	0	--	42
Gardner-Webb	7	6	0	3	--	16

- VSU -- David Glisson 7 pass from Lance Funderburk (Todd Douthit kick) 13:28 1st
- G-W -- Shed Harris 26 run (Ryan Cieslak kick) 4:51 1st
- VSU -- John Taylor 7 pç Funderburk (Douthit kick) 14:17 2nd
- VSU -- Funderburk 1 run (Douthit kick) 12:45 2nd
- G-W -- Tyrone McGill 1 run (Cieslak kick) 8:36 2nd
- VSU -- Nikko Cooper 1 pass from Funderburk (Douthit kick) 6:22 2nd
- VSU -- Vontrell Mitchell 28 pass from Funderburk (kick failed) 10:48 3rd
- VSU -- Rodney Brown 20 pass from Funderburk (Pender pass from Funderburk) 3:32 3rd
- G-W -- Cieslak 18 field goal

**STATISTICS**

	VSU	G-W
First Downs	19	12
Yds Rushing	106	196
Yds Passing	395	44
Passes	34-47-1	4-19-2
Punts	3-41.0	7-38.3
Penalties	7-65	6-57
Fumbles/Lost	1-1	2-2
Possession	28:35	31:25

**STAT LEADERS**

- Rushing: Glisson (VSU) 16-67, 0 TDs  
Harris (G-W) 20-107, 1 TD
- Passing: Funderburk (VSU) 34-47-1, 395, 5 TDs  
McGill (G-W) 3-17-2, 36, 0 TDs
- Receiving: Pender (VSU) 7-64, 0 TDs  
Smith (G-W) 1-14, 0 TDs
- Tackles: Smith (VSU) 10 (3 solo)  
Getz (G-W) 14 (6 solo)

**VALDOSTA STATE 49  
TRUMAN 35**

Sept. 7, 1996 2 pm EDT  
Bazemore-Hyder Stadium, Valdosta, GA  
Att: 4019 Conditions: 88 degrees,  
Wind SW at 7 mph, Partly Sunny

The game was advertised as an offensive shootout, and it lived up to its billing, at least in the first half. Truman threw an early scare into the Blazer faithful, returning the opening kickoff 80 yards to set up a short touchdown run by tailback Jarrett Anderson, the Bulldogs' highly touted Harlon Hill Trophy candidate. But the VSU offense was brilliant on its first four possessions, scoring on four picture perfect drives of 88, 80, 84 and 73 yards, three of which took less than 1:24. Quarterback Lance Funderburk threw TD passes of 31 and 71 yards to Rodney Brown and 75 yards to Sean Pender, and fullback David Glisson scored from 6 yards out to give the Blazers a 28-7 lead with 11:36 left in the half. But Truman would not fold its tent, scoring twice to cut the lead to 28-21 before Brown thrilled the crowd with a beautiful 91-yard kickoff return to restore order. The Bulldogs came back again to get a score 20 seconds before intermission and keep things interesting. Better defense on both sides in the second half limited the scoring to 21 total points. Funderburk and Brown hooked up again, and Glisson put the game away with a 16-yard run late in the final frame. The Blazer defense, which surrendered 265 yards in the first half, gave up only 62 after intermission including just 24 to Anderson who finished the day with 111 yards on 27 carries. Funderburk won the battle of Harlon Hill candidates, throwing for 422 yards on 25-37 passing.

Truman	7	21	0	7	--	35
Valdosta State	21	14	7	7	--	49

- Tru -- Jarrett Anderson 1 run (Jeff Klee kick) 13:33 1st
- VSU -- Rodney Brown 31 pass from Lance Funderburk (Todd Douthit kick) 12:09 1st
- VSU -- Sean Pender 75 pass from Funderburk (Douthit kick) 8:48 1st
- VSU -- Brown 71 pass from Funderburk (Douthit kick) 3:20 1st
- VSU -- David Glisson 6 run (Douthit kick) 11:36 2nd
- Tru -- Anderson 6 run (Klee kick) 5:39 2nd
- Tru -- Chris Bray 42 pass from Nate Minnis (Klee kick) 2:21 2nd
- VSU -- Brown 91 kickoff return (Douthit kick) 2:05 2nd
- Tru -- Anderson 3 run (Klee kick) :20 2nd
- VSU -- Brown 49 pass from Funderburk (Douthit kick) 5:58 3rd

Tru -- Bret Yoder 5 run (Klee kick) 7:42 4th  
VSU -- Glisson 16 run (Douthit kick) 2:39 4th

**STATISTICS**

	VSU	Truman
First Downs	20	18
Yds Rushing	111	104
Yds Passing	422	223
Passes	25-37-0	14-32-2
Punts	3-40.7	4-34.8
Penalties	11-105	3-29
Fumbles/Lost	1-0	2-1
Possession	28:03	31:57

**STAT LEADERS**

- Rushing: Glisson (VSU) -- 12-85, 2 TDs  
Anderson (Tru) -- 27-111, 3 TDs
- Passing: Funderburk (VSU) -- 25-37-0, 422, 4 TDs  
Minnis (Tru) 14-32-2, 223, 1 TD
- Receiving: Pender (VSU) -- 8-124, 1 TD  
Bray (Tru) -- 4-75, 1 TD
- Tackles: Stevens (VSU) -- 8 (5 solo)  
Swilley (Tru) -- 7 (4 solo)

**VALDOSTA STATE 21  
SAVANNAH STATE 7**

Sept. 14, 1996 2 pm EDT Bazemore-Hyder  
Stadium, Valdosta, GA  
Att: 7476 Conditions: 82 degrees,  
Wind NNE at 5 mph, Mostly Sunny

Savannah State managed to frustrate the Blazers' powerful passing attack, but the Tigers couldn't control fullback David Glisson, and the Valdosta State defense stood tall time and again as VSU posted an important 21-7 victory. With VSU leading 9-7 in the fourth quarter, Glisson scored a pair of touchdowns on runs of 12 and 22 yards to put the game on ice. Those runs put the cap on a 132-yard rushing day for the Savannah junior, second best in his career. Quarterback Lance Funderburk struggled, completing 23 of 40 passes for 153 yards, the lowest figure in the Hal Mumme era. He kept his string of touchdown passes going, hitting Nikko Cooper from five yards out to get the Blazers a 6-0 lead in the first quarter. After the Tigers took the lead, VSU took advantage of a high snap on a Savannah State punt attempt, taking over at the SSU 8. A 26-yard field goal by Paul McCall gave the Blazers a 9-7 halftime lead. After intermission, the VSU defenders held Savannah State in check, and the offense did enough to put the game away. The Blazers sacked Tiger quarterback Deondre Singleton three times and limited SSU to 17 yards rushing for the game. The win was VSU's fifth over Savannah State in as many meetings.

Savannah State	0	7	0	0	--	7
Valdosta State	6	3	0	12	--	21

- VSU -- Nikko Cooper 5 pass from Lance Funderburk (kick blocked) 4:42 1st
- SSU -- Thomas Washington 35 pass from Deondre Singleton (Eddie Ramirez kick) 11:02 2nd
- VSU -- Paul McCall 26 field goal 1:11 2nd
- VSU -- David Glisson 12 run (pass failed) 11:42
- VSU -- Glisson 22 run (kick blocked) 2:32 4th



## STATISTICS

	VSU	SSU
First Downs	17	16
Yds Rushing	170	17
Yds Passing	153	227
Passes	23-40-2	23-44-0
Punts	5-40.6	7-42.6
Penalties	8-80	14-128
Fumbles/Lost	3-1	1-1
Possession	25:17	34:43

## STAT LEADERS

Rushing: **Glisson (VSU) 15-132, 2 TDs**  
 Washington (SSU) 17-32, 0 TDs

Passing: **Funderburk (VSU) 23-40-2, 153, 1 TD**  
 Singleton (SSU) 23-44-0, 227, 1 TD

Receiving: **Cooper (VSU) 7-42, 1 TD**  
 Ballard (SSU) 9-71, 0 TDs

Tackles: **Trout (VSU) 9 (5 solo)**  
 Jackson (SSU) 11 (4 solo)

## VALDOSTA STATE 43 ARKANSAS TECH 26

Sept. 21, 1996 7 pm CDT  
 Buerkle Field, Russellville, AR  
 Att: 5026 CONDITIONS: 84 degrees,  
 Wind E at 10 mph, Clear

Valdosta State spotted Arkansas Tech an early touchdown, then rallied again from a two-point deficit in the second quarter to bury the Wonder Boys 43-26 for its fourth straight win and its first conference victory. Lance Funderburk threw for 337 yards and three touchdowns and fullback Vontrell Mitchell ran for 162 yards to lead the offense. The Blazers, ranked 13th in the country going into the game, won easily despite erratic special teams play which repeatedly cost VSU field position. Valdosta state had a punt blocked, lost the ball on downs because of a low snap on another punt attempt, had a field goal attempt and a PAT attempt blocked and missed another extra point kick. But the Blazer defense stepped up to force Arkansas Tech to kick field goals instead of allowing touchdowns, and the VSU offense punished the Wonder Boys on the ground and through the air. Funderburk threw touchdown passes of 38 and 18 yards to flanker Rodney Brown and 1 yard to slotback Tirrell Andrews. Freshman fullback Carlos Brown scored his first two collegiate TDs on 5 and 3-yard runs. The Blazer special teams had one shining moment when Richard Freeman blocked an Arkansas Tech punt and Howard Foster scooped up the ball and raced 17 yards for VSU's final touchdown. The Wonder Boys shocked VSU on the game's first offensive play when tailback Ed Duncan circled left end and rambled 87 yards untouched for a touchdown. But the Blazers answered immediately, scoring on Funderburk's 38-yarder to Rodney Brown and took the lead moments later on Carlos Brown's first TD. Arkansas Tech managed another brief lead at 16-14, kicking three field goals, but the Blazers rallied for 15 second quarter points to grab a 29-16 halftime cushion. Mitchell averaged 8.5 yards per carry on 19 rushes, and Freeman led the defense with 8 tackles and two sacks.

Valdosta State	14	15	7	7	--	43
Arkansas Tech	10	6	10	0	--	26

ATU -- Ed Duncan 87 run (Piotr Styczen kick) 14:39 1st

VSU -- Rodney Brown 38 pass from Lance Funderburk (kick failed) 12:44 1st

ATU -- Styczen 38 field goal 3:47 1st

VSU -- Carlos Brown 5 run (Nikko Cooper pass from Funderburk) 2:19 1st

ATU -- Styczen 24 field goal 11:31 2nd

ATU -- Styczen 22 field goal 7:04 2nd

VSU -- Tirrell Andrews 1 pass from Funderburk (kick failed) 4:19 2nd

VSU -- Rodney Brown 18 pass from Funderburk (pass failed) 3:57 2nd

VSU -- Paul McCall 20 field goal :27 2nd

ATU -- Styczen 21 field goal 10:33 3rd

VSU -- Carlos Brown 3 run (McCall kick) 8:55 3rd

ATU -- Todd Cooley 1 run (Styczen kick) 2:13 3rd

VSU -- Howard Foster 17 blocked punt return (McCall kick) 8:23 4th

## STATISTICS

	VSU	ATU
First Downs	20	26
Yds Rushing	166	126
Yds Passing	337	239
Passes	23-34-1	27-54-1
Punts	4-25.0	6-32.5
Penalties	11-54	2-10
Fumbles/Lost	2-1	3-1
Possession	28:28	31:32

## STAT LEADERS

Rushing: **Mitchell (VSU) 19-162, 0 TDS**  
 Duncan (ATU) 9-98, 1 TD

Passing: **Funderburk (VSU) 23-33-0, 337, 3 TDs**  
 Cooley (ATU) 24-44-1, 204, 0 TDs

Receiving: **R. Brown (VSU) 7-172, 2 TDs**  
 Bilby (ATU) 8-82, 0 TDs

Tackles: **Freeman (VSU) 8 (5 solo)**  
 Aitken (ATU) 13 (9 solo)

## VALDOSTA STATE 34 NORTH ALABAMA 31 (3 OT)

Oct. 5, 1996 2 pm EDT Bazemore-Hyder Stadium, Valdosta, GA  
 Att: 10,039 CONDITIONS: 68 degrees,  
 Wind NE at 12 mph, Overcast

It was not for the faint of heart. Two Division II football giants battled into three overtime periods on the turf of Cleveland Field before VSU sophomore Todd Douthit split the uprights with a 22-yard field goal which lifted the Blazers to a thrilling 34-31 victory over three-time defending national champion North Alabama. The fourth largest crowd in VSU football history -- 10,039 -- stood and cheered from the time the Blazers began a third quarter comeback until Douthit's kick finally settled the issue. Lance Funderburk directed the rally, throwing two touchdown passes and a two-point conversion to catch the Lions at 24 at the end of regulation. After UNA scored on the first play of the first overtime, Funderburk got the Blazers even again with his third scoring toss of the blustery afternoon. The Blazer defenders were the heroes of the second overtime. UNA lined up for a game-winning 35-yard field goal, but Mike Bowman and Brad Trout broke up the middle to block the try and force a third extra period. The defense stood tall again, intercepting a North Alabama pass on fourth



down, setting up the Blazers' winning drive. Heroes were everywhere. Douthit's kick...James Lockhart's interception in OT...Trout and Bowman's block...Funderburk's three TD tosses...Rodney Brown's 9 catches (1 TD)...Nikko Cooper's two TD catches...Jesse Sutton's 17 tackles...five sacks by the defense...Vontrell Mitchell's 88 rushing yards...and most of the 10,039 fans.

North Alabama	3	14	7	0
	7	0	0	-- 31
Valdosta State	3	6	8	7
	7	0	3	-- 34

UNA -- Kevin Pearce 21 field goal 7:06 1st

VSU -- Todd Douthit 27 field goal 1:58 1st

VSU -- Keith Cooksey fumble recovery in end zone (kick failed) 11:52 2nd

UNA -- A.J. Lamar 1 run (Pearce kick) 4:17 2nd

UNA -- Lamar 12 run (Pearce kick) 1:07 2nd

UNA -- Derrick Dorn 17 pass from Charles Hogan (Pearce kick) 1:52 third

VSU -- Nikko Cooper 19 pass from Lance Funderburk (Sean Pender pass from Funderburk) :03 third

VSU -- Rodney Brown 20 pass from Funderburk (Douthit kick) 9:23 4th

UNA -- Jason Veal 25 run (Pearce kick) 1st overtime

VSU -- Cooper 4 pass from Funderburk (Douthit kick) 1st overtime

VSU -- Douthit 22 field goal 3rd overtime

## STATISTICS

	VSU	UNA
First Downs	23	23
Yds Rushing	85	246
Yds Passing	386	129
Passes	28-51-2	8-18-1
Punts	2-40.0	3-36.3
Penalties	9-67	9-80
Fumbles/Lost	1-0	3-1
Possession	21:45	38:15

## STAT LEADERS

Rushing: Mitchell (VSU) 19-88, 0 TDs  
 Lamar (UNA) 26-133, 2 TDs





Passing: Funderburk (VSU) 28-51-2, 386, 3 TDs  
 Hogan (UNA) 8-18-1, 129, 1 TD  
 Receiving: Brown (VSU) 9-152, 1 TD  
 Holloway (UNA) 3-59, 0 TDs  
 Tackles: Sutton (VSU) 17 (5 solo)  
 Smith (UNA) 12 (8 solo)

**VALDOSTA STATE 52  
 ARKANSAS-MONTICELLO 24**

Oct. 12, 1996 7 pm CDT  
 Cotton Ball Stadium, Monticello, AR  
 Att: 3251 CONDITIONS: 64 degrees,  
 Wind NW at 12 mph, Clear

The Blazers were forced to rally from a couple of double digit deficits, but when the patented offense got untracked there was no stopping the juggernaut VSU attack. The host Boll Weevils took advantage of a couple of Valdosta State fumbles and an interception to build, 10-0 and 24-10 leads in the first half before the Blazers came storming back. VSU started the comeback late in the first half, cutting the Arkansas Monticello lead to 24-17 at intermission, then immediately went to work in the third quarter, putting 28 points on the board. Before it was over, the Blazers had scored 42 unanswered points. Lance Funderburk enjoyed another brilliant night, throwing for a season-high 447 yards and five touchdowns with a 35-48 performance. Sean Pender was on the receiving end of 12 passes, giving him an even 200 catches in his outstanding career, for 98 yards and one score. Nikko Cooper had three scoring catches, and Funderburk and Rodney Brown combined on a beautiful 60 yarder. Fullback Vontrell Mitchell ran for 142 yards on 17 carries. The Blazer defense, put in a hole by the turnovers in the first half, pitched a shutout in the second stanza. VSU put up 575 yards of total offense and allowed 328.

Valdosta State	7	10	28	7	--	52
Ark.-Monticello	10	14	0	0	--	24

UAM -- Kenny Harnden 47 field goal 11:43 1st  
 UAM -- Tommy Graf 3 pass from Jay Austin  
 (Harnden kick) 7:32 1st  
 VSU -- Nikko Cooper 9 pass from Lance  
 Funderburk (Todd Douthit kick)  
 2:11 1st

VSU -- Douthit 29 field goal 13:25 2nd  
 UAM -- Graf 37 pass from Austin (Harnden kick)  
 7:44 2nd  
 UAM -- Austin 1 run (Harnden kick) 6:38 2nd  
 VSU -- Carlos Brown 1 run (Douthit kick) 3:57  
 2nd  
 VSU -- Sean Pender 18 pass from Funderburk  
 (kick failed) 11:16 3rd  
 VSU -- Cooper 4 pass from Funderburk (Pender  
 pass from Funderburk) 1:47 3rd  
 VSU -- Cooper 29 pass from Funderburk  
 (Douthit kick) 1:39 3rd  
 VSU -- Rodney Brown 60 pass from Funderburk  
 (Douthit kick) :17 3rd  
 VSU -- C. Brown 1 run (Douthit kick) 6:42 4th

**STATISTICS**

	VSU	UAM
First Downs	32	18
Yds Rushing	120	131
Yds Passing	455	197
Passes	36-53-3	16-32-1
Punts	2-53.0	6-36.2
Penalties	7-83	8-86
Fumbles/Lost	3-3	4-2
Possession	25:46	34:14

**STAT LEADERS**

Rushing: Mitchell (VSU) 17-14-2, 0 TDs  
 Sanders (UAM) 17-74, 0 TDs  
 Passing: Funderburk (VSU) 35-48-1, 447, 5  
 TDs  
 Austin (UAM) 13-24-0, 165, 2 TDs  
 Receiving: Pender (VSU) 12-98, 1 TD  
 Graf (UAM) 6-73, 2 TDs  
 Tackles: Sutton (VSU) 8 (3 solo)  
 Viola (UAM) 18 (10 solo)

**VALDOSTA STATE 52  
 WEST ALABAMA 16**

Oct. 19, 1996 2 pm CDT  
 Tiger Stadium, Livingston, AL  
 Att: 4500 CONDITIONS: 65 degrees,  
 Wind South at 18 mph, Sunny

Lance Funderburk threw for 365 yards and two touchdowns to lead undefeated and fourth-ranked

Valdosta State to an easy 52-16 Gulf South Conference victory over West Alabama, the 14th win over the Tigers in 15 meetings. The Blazers actually fell behind for the sixth time in seven games when UWA kicked a 46-yard field goal in the first quarter, but once Funderburk found his rhythm the rout was underway. VSU built a 28-10 halftime lead and stretched it to 45-10 before the teams swapped a pair of late touchdowns. Valdosta State accumulated a school and conference record 39 first downs and rolled up 631 (two yards shy of the school mark) yards of total offense. Funderburk spread the ball around to nine different receivers with Sean Pender catching 11 passes for 106 yards. At game's end, Pender needed 14 more receptions to set a new GSC record for career catches at 225. Fullback Vontrell Mitchell had his second 100 plus yard rushing day, running for 115 yards and one touchdown as the Blazers gained a season-high 225 yards on the ground. At day's end, the Blazers learned the three teams ahead of them in the Top 20 poll had all lost their Saturday games, and the anticipation began of an almost certain No. 1 national ranking in the next poll.

Valdosta State	12	16	10	14	--	52
West Alabama	3	7	0	6	--	16

UWA -- John Sedely 46 field goal 9:12 1st  
 VSU -- Lance Funderburk 1 run (kick failed)  
 5:48 1st  
 VSU -- Carlos Brown 1 run (pass failed) 2:37  
 1st  
 VSU -- Rodney Brown 35 pass from Funderburk  
 (pass failed) 12:18 2nd  
 UWA -- Dan Johnson 11 pass from Durrell Payne  
 (Sedely kick) 9:41 2nd  
 VSU -- Vontrell Mitchell 4 run (Paul McCall  
 kick) 6:12 2nd  
 VSU -- McCall 24 field goal :00 2nd  
 VSU -- McCall 23 field goal 12:27 3rd  
 VSU -- Nikko Cooper 19 pass from Funderburk  
 (McCall kick) 7:46 3rd  
 VSU -- Funderburk 1 run (McCall kick) 13:21  
 4th  
 VSU -- C. Brown 31 run (McCall kick) 8:06 4th  
 UWA -- Carey Phillips 1 run (pass failed) 3:06 4th

**STATISTICS**

	VSU	UWA
First Downs	39	17
Yds Rushing	225	70
Yds Passing	406	195
Passes	40-51-2	16-26-0
Punts	0-0.0	5-43.0
Penalties	7-93	11-116
Fumbles/Lost	1-0	4-3
Possession	33:51	26:09

**STAT LEADERS**

Rushing: Mitchell (VSU) 14-115, 1 TD  
 Green (UWA) 18-42, 0 TDs  
 Passing: Funderburk (VSU) 37-48-2, 365, 2  
 TDs  
 Payne (UWA) 16-26-0, 195, 1 TD  
 Receiving: Pender (VSU) 11-106, 0 TDs  
 Johnson (UWA) 7-95, 1 TD  
 Tackles: Branch (VSU) 6 (6 solo)  
 Morales (UWA) 17 (8 solo)



**VALDOSTA STATE 42  
SOUTHERN ARKANSAS 0**

Oct. 26, 1996 2 pm EDT  
Bazemore-Hyder Stadium, Valdosta, GA  
Att: 7886 CONDITIONS: 82 degrees,  
Wind S at 8 mph, Partly Sunny

Valdosta State celebrated another successful Homecoming and pushed its undefeated string to eight games, winning its 12th game in 15 outing in front of the alumni. The Blazers had little trouble with the visiting Muleriders, sprinting to a 19-0 halftime lead and coasting to the 10th shutout in school history. Lance Funderburk enjoyed an economical day, completing 24 of 35 passes for 308 yards and three touchdowns. Flanker Nikko Cooper caught TD passes of 8 and 12 yards, and backup tight end Keith Cooksey grabbed an 11-yarder for another score. Funderburk scored the game's first TD on a 5-yard run, completing a picture perfect 10-play, 71-yard drive on the game's first possession. Carlos Brown and Carlton Nelson scored on short runs and Todd Douthit kicked a 23-yard field goal to complete the VSU scoring as the Blazers rolled up 498 yards of offense. Southern Arkansas showed a solid running game (238 yards rushing), but an opportunistic Blazer defense forced seven turnovers (five lost fumbles and two interceptions) to keep the Muleriders off the scoreboard.

Southern Arkansas	0	0	0	0	--	0
Valdosta State	13	6	9	14	--	42

- VSU -- Lance Funderburk 5 run (Paul McCall kick) 11:07 1st
- VSU -- Nikko Cooper 12 pass from Funderburk (kick failed) 6:50 1st
- VSU -- Cooper 8 pass from Funderburk (pass failed) :36 2nd
- VSU -- Todd Douthit 23 field goal 11:03 3rd
- VSU -- Carlos Brown 5 run (kick failed) 7:38 3rd

- VSU -- Keith Cooksey 11 pass from Funderburk (Douthit kick) 10:47 4th
- VSU -- Carlton Nelson 3 run (Douthit kick) 2:27 4th

**STATISTICS**

	VSU	SAU
First Downs	22	17
Yds Rushing	195	238
Yds Passing	308	64
Passes	24-38-0	7-17-2
Punts	5-32.0	3-34.7
Penalties	8-86	7-75
Fumbles/Lost	2-1	7-5
Possession	27:07	32:53

**STAT LEADERS**

- Rushing: Mitchell (VSU) 10-63, 0 TDs  
Law (SAU) 20-127, 0 TDs
- Passing: Funderburk (VSU) 24-35-0, 308, 3 TDs  
Latortue (SAU) 5-8-0, 46, 0 TDs
- Receiving: Andrews (VSU) 6-91, 0 TDs  
Gales (SAU) 3-11, 0 TDs
- Tackles: Mills (VSU) 7 (5 solo)  
Borssett (SAU) 11 (8 solo)

**DELTA STATE 34  
VALDOSTA STATE 28**

Nov. 2, 1996 2 pm CST Travis Parker  
Field, Cleveland, MS  
Att: 2628 CONDITIONS: 35 degrees,  
Wind NE at 20 mph, Sunny

The perfect season and No. 1 ranking in the South region went down in flames on a cold, windy day on the delta, a place two other Mumme teams had turned in perfect performances. Dropped passes, two critical interceptions and a solid Delta State offensive attack combined to prevent the Blazers from recording their ninth straight win. Tregnel Thomas, the Statesmen's super freshman running back, kept the VSU offense off the field, gaining

151 yards as Delta State converted 11 of 19 third down opportunities. The Statesmen jumped to a 10-0 first quarter lead before swapping second quarter touchdowns. VSU missed a golden scoring opportunity just before halftime when Lance Funderburk was intercepted in the end zone. Following a DSU field goal midway the third quarter, the Blazers pulled to within six points on a 2-yard run by Carlos Brown. But an interception return for a touchdown extended the lead to 12, and VSU could never recover. Funderburk threw for three TDs, completing 19 of 40 for 246 yards. Vontrell Mitchell enjoyed a productive day on the ground, running for 110 yards on 16 carries. Sean Pender continued his assault on the league's all-time receiving record, catching 8 passes for 57 yards and a touchdown.

Valdosta State	0	7	7	14	--	28
Delta State	10	7	3	14	--	34

- DSU -- Chris McGhee 5 run (Trey Agner kick) 4:23 1st
- DSU -- Agner 43 field goal :20 1st
- VSU -- Nikko Cooper 6 pass from Lance Funderburk (Todd Douthit kick) 10:01 2nd
- DSU -- McGhee 13 run (Agner kick) 3:28 2nd
- DSU -- Agner 20 field goal 6:16 3rd
- VSU -- Carlos Brown 2 run (Douthit kick)
- DSU -- Dwight Dean 9 interception return (pass failed) 9:04 4th
- VSU -- Sean Pender 23 pass from Funderburk (Douthit kick) 6:55 4th
- DSU -- Tregnel Thomas 18 run (Sammie Williams pass from Todd Vowell) 1:22 4th
- VSU -- Mike Bowman 30 pass from Funderburk (Douthit kick) :52 4th

**STATISTICS**

	VSU	DSU
First Downs	20	17
Yds Rushing	123	232
Yds Passing	246	146
Passes	19-40-2	10-19-1
Punts	6-38.3	5-32.4
Penalties	8-74	8-59
Fumbles/Lost	0-1	0-0
Possession	40:57	19:03

**STAT LEADERS**

- Rushing: Mitchell (VSU) 16-110, 0 TDs  
Thomas (DSU) 35-151, 1 TD
- Passing: Funderburk (VSU) 19-40-2, 246, 3 TDs  
Vowell (DSU) 10-19-1, 146, 0 TDs
- Receiving: Pender (VSU) 8-57, 1 TD  
Watts (DSU) 5, 76, 0 TDs
- Tackles: Branch (VSU) 13 (4 solo)  
Parnell (DSU) 9 (5 solo)

**VALDOSTA STATE 63  
CENTRAL ARKANSAS 30**

Nov. 9, 1996 2 pm EST  
Cleveland Field, Valdosta, GA  
Att: 6827 CONDITIONS: 57 degrees,  
Wind w at 7 mph, Clear

The prize was the school's first ever conference championship, and Valdosta State responded with an awesome offensive effort to bury Central Arkansas and bring home the gold. The Blazers







bolted to a 21-0 lead, settled for a 28-10 halftime cushion, then outscored the Bears 35-20 in the second half to improve to 9-1 and assure the second trip to postseason play in the school's history. VSU scored on three of its first four possessions as Vontrell Mitchell began a record-setting day of his own by catching a 15-yard TD pass from Lance Funderburk with only 1:20 gone in the game. Mitchell exploded up the middle on a 53-yard scoring jaunt three minutes later, and Funderburk capped a 57-yard drive with a 1-yard sneak late in the quarter. After Central Arkansas scored second quarter points, Funderburk found Nikko Cooper from 22 yards out less than a minute before intermission. The slaughter continued in round two. Funderburk threw only four passes in the second half, completing three. Two went for touchdowns from 36 yards out, one to Rodney Brown and the other to Tirrell Andrews. Mitchell, who found gaping holes all afternoon, rushed for a school record 263 yards on 28 carries. Cooper's eight catches netted 188 yards, and Funderburk was 16-20 (80 percent) for 312 yards and four TDs.

Central Arkansas	0	10	7	13	--	30
Valdosta State	21	7	14	21	--	63

- VSU -- Vontrell Mitchell 15 pass from Lance Funderburk (Todd Douthit kick) 13:40 1st
- VSU -- Mitchell 53 run (Douthit kick) 10:43 1st
- VSU -- Funderburk 1 run (Douthit kick) 3:22 1st
- UCA -- Andre King 3 run (Kevin Leach kick) 14:26 2nd
- UCA -- Leach 25 field goal 2:19 2nd
- VSU -- Nikko Cooper 22 pass from Funderburk (Douthit kick) :51 2nd
- UCA -- Mike Hill 57 pass from Chris Freeman (Leach kick) 10:22 3rd
- VSU -- Rodney Brown 36 pass from Funderburk (Douthit kick) 9:33 3rd
- VSU -- Carlos Brown 9 run (Douthit kick) 6:21 3rd
- UCA -- Freeman 1 run (pass failed) 14:58 4th
- VSU -- Tirrell Andrews 36 pass from Funderburk (Douthit kick) 10:41 4th
- UCA -- Kelly Lovell 4 run (Leach kick) 6:14 4th
- VSU -- Mitchell 1 run (Douthit kick) 2:40 4th
- VSU -- Mike Williams 19 fumble return (Douthit kick) 1:48 4th

**STATISTICS**

	VSU	UCA
First Downs	19	23
Yds Rushing	278	198
Yds Passing	312	205
Passes	16-20-0	10-19-1
Punts	3-39.0	4-45.8
Fumbles/Lost	1-1	3-2
Penalties	4-31	1-10
Possession	25:08	34:52

**STAT LEADERS**

- Rushing: Mitchell (VSU) 28-263, 2 TDs  
King (UCA) 33-148, 1 TD
- Passing: Funderburk (VSU) 16-20-0, 312, 4 TDs  
Freeman (UCA) 10-19-1, 205, 1 TD
- Receiving: Cooper (VSU) 8-188, 1 TD  
Wood (UCA) 5-104, 0 TDs
- Tackles: Fuller (VSU) 11 (5 solo)  
Wesley (UCA) 8 (1 solo)

**WEST GEORGIA 42  
VALDOSTA STATE 21**

Nov. 16, 1996 2 pm EST  
Bazemore-Hyder Stadium, Valdosta, GA  
Att: 6196 CONDITIONS: 51 degrees,  
Wind NE at 18 mph, Overcast

Motivation was apparently a major factor in this game between intrastate arch rivals, and it was West Georgia which came in clicking on all cylinders. With its first Gulf South Conference championship safely tucked away and with it an almost certain post-season invitation waiting in the wings, Valdosta State failed to answer the bell, watching the Braves bolt to a 28-7 halftime lead which was never threatened. West Georgia put two first quarter scores on the board, and after the Blazers cut the lead in half on a 17-yard pass from Lance Funderburk to Tirrell Andrews, the Braves added two more touchdowns for the comfortable intermission cushion. All VSU could do in the second half was exchange a pair of touchdowns as West Georgia snapped the Blazers' 18-game home winning streak. Funderburk put up big numbers, completing 36 of 58 passes for 361 yards and two TDs, but West Georgia quarterback Toby Strange enjoyed a career day, completing 19 of 26 tosses

for 316 yards and five scores. The Braves also rushed for 169 yards for a total offense day of 485. VSU senior linebacker James Lockhart ended his regular season career on a high note, making 12 tackles (three for losses).

West Georgia	14	14	7	7	--	42
Valdosta State	0	7	6	8	--	21

- WGC -- Gary Harden 13 run (Justin Allen kick) 5:42 1st
- WGC -- Ron Dixon 11 pass from Toby Strange (Allen kick) :28 1st
- VSU -- Tirrell Andrews 17 pass from Lance Funderburk (Todd Douthit kick) 7:17 2nd
- WGC -- Dixon 26 pass from Strange (Allen kick) 3:06 2nd
- WGC -- Dixon 37 pass from Strange (Allen kick) :04 2nd
- VSU -- Nikko Cooper 8 pass from Funderburk (kick failed) 9:25 3rd
- WGC -- Brian Pitts 10 pass from Strange (Allen kick) :48 3rd
- WGC -- Chad Rogers 16 pass from Strange (Allen kick) 13:02 4th
- VSU -- Carlos Brown 11 run (Mike Bowman pass from Funderburk) 3:45 4th

**STATISTICS**

	VSU	WGC
First Downs	26	24
Yds Rushing	84	169
Yds Passing	361	316
Passes	36-58-0	19-26-0
Punts	7-34.0	8-29.5
Penalties	9-118	9-72
Fumbles/Lost	2-2	1-0
Possession	24:04	35:56

**STAT LEADERS**

- Rushing: Mitchell (VSU) 14-73, 0 TDs  
Carroll (WGC) 11-87, 0 TDs
- Passing: Funderburk (VSU) 36-58-0, 361, 2 TDs  
Strange (WGC) 19-26-0, 316, 5 TDs
- Receiving: Cooper (VSU) 8, 110, 1 TD  
Dixon (WGC) 9-181, 3 TDs
- Tackles: Lockhart (VSU) 12 (6 solo)  
Pennone (WGC) 10 (2 solo)





# The Playoffs

## VALDOSTA STATE 38 ALBANY STATE 28

Nov. 23, 1996 1 pm EST  
Bazemore-Hyder Stadium  
Att: 6808 CONDITIONS: 59 degrees,  
Wind E at 8 mph, Sunny

Making its second playoff appearance in the last three years, Valdosta State opened the game in exciting fashion as senior Sean Pender returned the opening kickoff 97 yards for a quick 7-0 lead over intrastate rival Albany State. The Blazers quickly doubled the lead, driving 73 yards in 8 plays on their next possession. Rodney Brown caught Lance Funderburk's 15-yarder for the points and the 14-0 lead less than four minutes into the game. But the Golden Rams, which came in riding an eight-game winning streak, roared back to tie the game early in the second quarter. VSU briefly regained the lead later in the period, getting a safety when a punt snap sailed out of the end zone. Albany State rallied again, taking a 21-16 lead into halftime on a 69-yard pass play with 49 second left. The Blazers bounced back in the see-saw affair early in the third quarter as Funderburk hit Nikko Cooper from 10 yards out for a 24-21 lead. A fumble recovery set up another VSU score early in the fourth quarter with Carlos Brown scoring on an 8-yard run for a 30-21 cushion. But the Golden Rams kept it interesting, scoring on a 44-yard pass play with 3:23 left to cut the lead to two points. However, the Blazers recovered an onside kick, then drove 41 yards in three plays as Brown scored the clinching points on a 1-yard plunge.

Albany State	0	21	0	7	--	28
Valdosta State	14	2	8	14	--	38

- VSU -- Sean Pender 97 kickoff return (Todd Douthit kick) 14:46 1st
- VSU -- Rodney Brown 15 pass from Lance Funderburk (Douthit kick) 11:09 1st
- ASU -- Antonio Leroy 51 pass from Purvis Jackson (James Roberts kick) 14:06 2nd
- ASU -- Jackson 15 run (Robert kick) 10:01 2nd
- VSU -- Safety (ball snapped out of end zone on punt) 5:26 2nd
- ASU -- Vincent Huff 63 pass from Jackson (Roberts kick) :49 2nd
- VSU -- Nikko Cooper 10 pass from Funderburk (Pender pass from Funderburk) 10:32 3rd
- VSU -- Carlos Brown 8 run (kick failed) 11:52 4th
- ASU -- Huff 44 pass from Jackson (Roberts kick) 3:23 4th
- VSU -- Brown 1 run (Pender pass from Funderburk) 2:18 4th

### STATISTICS

	VSU	ASU
First Downs	22	17
Yards Rushing	163	138
Yards Passing	200	173
Passes	17-32-2	4-12-0
Punts	4-38.0	6-36.7
Penalties	5-46	13-85
Fumbles Lost	1-1	3-2
Possession	27:44	32:16

### STAT LEADERS

- Rushing: Mitchell (VSU) 23-121, 0 TDs  
Leroy (ASU) 30-135, 0 TDs
- Passing: Funderburk (VSU) 17-32-2, 200, 2 TDs  
Jackson (ASU) 4-12=0, 173, 3 TDs
- Receiving: Cooper (VSU) 4-71, 1 TD  
Huff (ASU) 2-107, 2 TDs
- Tackles: Terry Smith (VSU) 10 (6 solo)  
Jones (ASU) 8 (5 solo)

## CARSON-NEWMAN 24 VALDOSTA STATE 19

Nov. 30, 1996 1 pm EST  
Burke-Tarr Stadium, Jefferson City, TN  
Att: 2652 CONDITIONS: 51 degrees,  
Calm, Rain

Playing on a field much more suitable for mud wrestling than football, Valdosta State's bid for its first national championship came to an end as Carson-Newman took advantage of Blazer mistakes and controlled the clock with a solid infantry attack and an opportunistic passing game. The Eagles, playing in the quarterfinals for the first time at the Division II level, turned the game in their favor in the first quarter, shocking the Blazer faithful with a 94-yard interception return for a touchdown just when it appeared the Blazers would take an early lead. The next VSU drive also was stopped by an interception at the Carson-Newman 32, and the Eagles began their afternoon of frustrating ball control. C-N extended its lead to 14-0 late in the first quarter, scoring in two plays after a short VSU punt put the Eagles in business at the Blazer 44. But Valdosta State answered immediately, sprinting 78 yards in six running plays. Carlos Brown got the points on a 3-yard blast to cut the lead in half. The Eagles added a field goal for a 17-7 halftime lead, but VSU pulled to within four late in the third quarter when Brown scored from 2 yards out, capping a five-play, 73-yard march. Carson-Newman answered with a 10-play, 54-yard drive,

highlighted by two pass completions for 44 yards (the Eagles were 4-5 passing on the day), to take a 24-13 lead. Battling to the bitter end, the Blazers made it close when Lance Funderburk hit Rodney Brown with a 36-yard TD toss. But only 1:38 remained, and Carson-Newman recovered the ensuing onside kick to seal the win.

Valdosta State	0	7	6	6	--	19
Carson-Newman	14	3	0	7	--	24

- C-N -- Adrian Porter 94 interception return (kick failed) 11:35 1st
- C-N -- Wayne Morton 41 run (Morton run) 2:08 1st
- VSU -- Carlos Brown 3 run (Todd Douthit kick) 14:54 2nd
- C-N -- Tyson Maples 18 field goal 3:34 2nd
- VSU -- Brown 2 run (kick failed) 3:26 3rd
- C-N -- Tyrone Westmoreland 1 run (Maples kick) 13:01 4th
- VSU -- Rodney Brown 36 pass from Lance Funderburk (pass failed) 1:38 4th

### STATISTICS


	VSU	C-N
First Downs	20	12
Yards Rushing	201	226
Yards Passing	294	78
Passes	25-14-2	4-5-0
Punts	3-28.3	6-36.2
Penalties	7-56	5-37
Fumbles Lost	2-1	4-1
Possession	25:56	34:04

### STAT LEADERS

- Rushing: Mitchell (VSU) 14-120, 0 TDs  
Morton (C-N) 20-162, 1 TD
- Passing: Funderburk (VSU) 25-41-2, 294, 1 TD  
Penland (C-N) 4-4, 78, 0 TDs
- Receiving: Brown (VSU) 4-92, 1 TD  
Christopher (C-N) 2-49, 0 TDs
- Tackles: Branch (VSU) 15 (7 solo)  
Simmons (C-N) 14 (7 solo)







---

*The Record Book*



**VSU FOOTBALL**

# 1996 Final Statistics

Record: 10-3, Home: 6-1, Away: 4-2  
 GSC: 6-2, NCAA I: 0-0  
 NCAA II: 10-3, NAIA: 0-0

**Schedule/Attendance**

- 42 at Gardner-Webb 16 (3680)
- 49 Truman State 35 (4019)
- 21 Savannah State 7 (7476)
- 43 at Arkansas Tech 26\* (5026)
- 34 North Alabama 31\* 3 ot (10,039)
- 52 at Arkansas-Monticello\* 24 (3251)
- 52 at West Alabama 16\* (4500)
- 42 Southern Arkansas 0\* (7886)
- 28 at Delta State 34\* (2628)
- 63 Central Arkansas 30\* (6827)
- 21 West Georgia 42\* (6196)
- 38 Albany State 28# (6808)
- 19 at Carson-Newman 24# (2652)

\* Gulf South Conference games  
 # D-II National Playoff games

**Team Statistics**

	VSU	Opp
First Downs	300	241
Rushing	107	117
Passing	162	101
Penalty	31	23
Rushing Attempts	371	594
Yards Gained	2222	2633
Yards Lost	200	542
Net Yards	2022	2091
Yards Per Rush	5.5	3.5
Avg. Per Game	155.5	160.9
Passing Attempts	544	323
Completions	346	162
Interceptions	17	11
Completion Pct.	.636	.502
Net Yards	4275	2236
Yds Per Attempt	7.9	6.9
Yds Per Completion	12.4	13.8
Avg. Per Game	328.9	172.0
Total Plays	915	917
Plays Per Game	70.4	70.5
Net Yards	6297	4327
Yds Per Play	6.9	4.7
Avg. Per Game	484.4	332.9
Punts/Yards	46/1716	69/2564
Avg. Per Punt	37.3	37.2
Punts Per Game	3.5	5.3
Punt Returns/Yards	21/81	20/101
Avg. Per Return	3.9	5.1
Returns Per Game	1.6	1.5
Kickoff Returns/Yards	44/1117	69/1217
Avg. Per Return	25.4	17.6
Returns Per Game	3.4	5.3
Int. Returns/Yards	11/69	17/264
Avg. Per Return	6.3	15.5
Returns Per Game	.9	1.3
Fumbles/Lost	21/12	37/21
Penalties/Yards	102/968	96/844
Yds Per Penalty	9.5	8.8
Penalties Per Game	7.9	7.4
Yds Per Game	74.5	64.9
Touchdowns	70	40
Rushing	28	23
Passing	38	15
Other	4	2
Extra Points	51	35
Kicks	44	33
Run/Pass	7	1
Defensive	0	0
Field Goals	8/11	12/18
Safeties	1	0
Total Points	504	313
Avg. Per Game	38.8	24.1

**Rushing**

	G/GS	Att	Gain	Loss	Net	Avg.	TD
Vontrell Mitchell	13/11	1867	1377	22	1355	7.3	3
Carlos Brown	12/0	74	411	6	405	5.5	14
David Glisson	3/3	43	291	7	284	6.6	4
Carlton Nelson	3/0	12	61	2	59	4.9	1
Sean Pender	13/13	3	16	0	16	5.3	0
Keith Cooksey	8/0	1	1	0	1	1.0	0
Matt Mumme	8/0	8	0	2	-2	-0.3	0
Wayne DeVane	13/0	1	0	17	-17	-1.4	0
Lance Funderburk	13/13	38	65	124	-59	-4.5	5
TEAM	13/0	5	0	20	-20	-4.0	0
TOTALS	13	371	2222	200	2022	5.5	28
OPPONENTS	13	594	2633	542	2091	3.5	23

**Passing**

	Att	Comp	Int	Pct.	Yds	TDs
Lance Funderburk	532	342	14	.643	4226	38
Matt Mumme	12	4	3	.333	49	0
TOTALS	544	346	17	.636	4275	38
OPPONENTS	323	162	11	.502	2236	15

**Receiving**

	G/GS	No.	Yds	Avg	PC	CP	TDs
Sean Pender	13/13	89	782	8.8	6.9	3	
Nikko Cooper	13/11	63	865	13.7	4.9	14	
Rodney Brown	13/13	61	1148	18.8	4.7	12	
Tirrell Andrews	12/12	34	524	15.4	2.8	3	
Vontrell Mitchell	13/11	32	327	10.2	2.5	3	
John Taylor	11/0	24	238	9.9	2.2	1	
Gary Goff	13/2	13	89	6.9	1.0	0	
Mike Bowman	8/0	11	138	12.6	1.4	1	
Keith Cooksey	8/0	9	93	10.3	1.1	1	
Carlos Brown	12/0	5	28	5.6	0.4	0	
David Glisson	3/3	3	10	3.3	1.0	1	
Lardell Brinson	2/0	1	3	3.0	0.5	0	
David Fox	11/0	1	30	30.0	0.1	0	
TOTALS	13	346	4275	12.4	26.6	38	
OPPONENTS	13	162	2236	13.8	12.5	15	

**Punting**

	No.	Yds	Avg.	Inside 20	Blk'd	Long
Wayne DeVane	45	1716	38.1	10	0	65
TEAM	1	0	0.0	0	1	0
TOTALS	46	1716	37.3	10	1	65
OPPONENTS	69	2564	37.2	11	2	63

**Punt Returns**

	No.	Yds	Avg.	TDs	Long
Gary Goff	20	64	3.2	0	9
Howard Foster	1	17	17.0	1	17
TOTALS	21	81	3.9	1	17
OPPONENTS	20	101	5.1	0	23

**Kickoff Returns**

	No.	Yds	Avg.	TDs	Long
Vontrell Mitchell	17	436	25.7	0	76
Rodney Brown	13	325	25.0	1	91
Sean Pender	5	208	41.6	1	97
Tirrell Andrews	3	57	19.0	0	24
Lardell Brinson	2	28	14.0	0	17
Howard Foster	1	18	18.0	0	18
Carlos Brown	1	17	17.0	0	17
John Taylor	1	13	13.0	0	13
Gary Goff	1	15	15.0	0	15
TOTALS	44	1117	25.4	2	97
OPPONENTS	69	1217	17.6	0	80

**Interception Returns**

	No.	Yds	Avg.	TDs	Long
Austin Harmon	4	3	0.8	0	3
Howard Foster	3	0	0.0	0	0
Jarmal Stevens	2	54	27.0	0	50
James Lockhart	1	12	12.0	0	12
Brad Trout	1	0	0.0	0	0
TOTALS	11	69	6.3	0	50
OPPONENTS	17	264	15.5	2	44

**Defense**

	UT	AT	Total Loss	FR	Int	Buf	Sp	Scak
Jarmal Stevens	56	46	102	2	2	2	8	0
James Lockhart	27	57	84	7	0	1	1	0
Terry Smith	52	28	80	3	0	0	1	0
Jesse Sutton	31	45	76	10	2	0	3	1
Tavaris Smith	30	44	74	6	0	0	1	0
Artie Ulmer	47	24	71	15	0	0	3	9
Desmon Baker	31	36	67	11	2	0	2	2
Ryan Branch	22	41	63	4	2	0	2	1
Brad Trout	35	25	60	4	0	1	3	0
Richard Freeman	33	24	57	7	1	0	0	8
Austin Harmon	31	22	53	4	0	4	2	1
Vaughn Clark	30	20	50	2	1	0	2	0
J.T. Fuller	23	22	45	9	0	0	2	0
Terry Turner	16	26	42	5	2	0	0	2
Jack Hall	14	27	41	3	0	0	0	3
Jeff Greer	22	18	40	3	0	0	0	3
Jerome Mills	24	15	39	0	0	0	0	0
Howard Foster	27	9	36	0	0	0	3	7
Donnie Johnston	21	12	33	1	0	0	1	0
Corey Weed	18	15	33	8	2	0	2	3
Julian Roberts	18	11	29	4	2	0	0	3
Julanda Clayton	17	10	27	1	0	0	5	0
Lamar Williams	15	11	26	3	0	0	0	4
Jimbo Shubert	6	9	15	0	1	0	1	0
Mike Williams	4	7	11	0	2	0	0	0
Archie Lewis	4	7	11	0	0	0	0	0
Alberto Nurse	1	3	4	0	0	0	0	0
Dean Chandler	1	3	4	0	0	0	0	1
Todd Douthit	3	1	4	0	0	0	0	0
Mike Bowman	1	1	2	0	0	0	0	0
TOTALS	664	619	1283	112	20	11	45	41
OPPONENTS	479	427	906	38	12	17	69	15

**Scoring**

	TDs	PAT	2-PT	DEF	FG	S	TP
Nikko Cooper	14	0	1	0	0	0	86
Carlos Brown	14	0	0	0	0	0	84
Rodney Brown	13	0	0	0	0	0	78
Todd Douthit	0	37	0	0	4	0	49
Sean Pender	4	0	5	0	0	0	34
Vontrell Mitchell	5	0	0	0	0	0	30
Lance Funderburk	5	0	0	0	0	0	30
David Glisson	5	0	0	0	0	0	30
Paul McCall	0	7	0	0	4	0	19
Tirrell Andrews	3	0	0	0	0	0	18
Keith Cooksey	2	0	0	0	0	0	12
Mike Bowman	1	0	1	0	0	0	8
John Taylor	1	0	0	0	0	0	6
Mike Williams	1	0	0	0	0	0	6
Howard Foster	1	0	0	0	0	0	6
Carlton Nelson	1	0	0	0	0	0	6
TEAM	0	0	0	0	0	1	2
TOTALS	70	44	7	0	8	1	504
OPPONENTS	40	33	2	0	12	0	313

**Total Offense**

	Rushing	Yds	TDs	Passing	Yds	TDs	Total	TDs
Lance Funderburk	-59	5	4226	38	4167	43		
Vontrell Mitchell	1355	3	0	0	1355	3		
Carlos Brown	405	14	0	0	405	14		
David Glisson	284	4	0	0	284	4		
Carlton Nelson	59	1	0	0	59	1		
Matt Mumme	-2	0	49	0	47	0		
Sean Pender	16	0	0	0	16	0		
Keith Cooksey	1	0	0	0	1	0		
Wayne DeVane	-17	0	0	0	-17	0		
TEAM	-20	0	0	0	-20	0		
TOTALS	2022	28	4275	38	6297	66		
OPPONENTS	2091	23	2236	15	4327	38		

**Score by Quarters**

	1	2	3	4	TP
Valdosta State	118	121	124	131	504
Opponents	78	130	34	64	313
Third Down Conversions:	VSU 63-153, .412	OPP 77-195, .395			
Time of Possession:	VSU 5:42.03	OPP 7:17.56			
Takeaway-Giveaway:	32-29 (VSU plus 3)				



# General Info

## Attendance Records

Year	Home Games	Total Att.	Avg. Att.
1996	7	49,251	7036
1995	5	24,602	4920
1994	8	59,212	7402
1993	6	35,559	5927
1992	4	16,064	4016
1991	7	32,762	4680
1990	4	20,330	5083
1989	4	18,286	4571
1988	5	20,500	4100
1987	5	27,000	5400
1986	5	25,000	5000
1985	6	37,100	6183
1984	5	25,468	5094
1983	6	28,500	4750
1982	5	36,800	7360

## Top 5 Home Crowds

Att.	Opponent(Score)	Date
1. 10,948	Albany State (VSU, 14-7)	11/19/94
2. 10,214	West Georgia (VSU, 49-33)	10/15/94
3. 10,100	Fort Valley State (FVSC, 17-3)	9/14/85
4. 10,029	North Alabama (VSU, 34-31)	30/10/96
5. 9,500	Central Florida (VSC, 13-7)	10/2/82

## VSU vs. All Opponents

Opponent	W	L	T
Albany State	3	0	0
American Intl.	1	0	0
Arkansas-Monticello	1	0	0
Arkansas Tech	2	0	0
Bishop	1	0	0
Carson-Newman	0	1	0
Central Florida	3	5	0
Clark Atlanta	3	0	0
Central Arkansas	1	1	0
Delta State	7	7	1
East Tennessee State	0	1	0
Fort Valley State	7	1	0
Gardner-Webb	2	0	0
Georgia Southern	1	5	1
Henderson State	2	0	0
Jacksonville State	3	8	0
Kentucky State	3	0	0
Lees-McRae	1	0	0
Mississippi College	5	8	1
Mount Senario	1	0	0
North Alabama	5	10	1
North Dakota State	0	1	0
Savannah State	5	0	0
St. Ambrose	1	0	0
Southern Arkansas	1	0	0
Tarleton State	1	0	0
Texas-El Paso	0	1	0
Troy State	4	7	0
Truman State	1	0	0
UT Martin	6	1	0
West Alabama	14	1	0
West Georgia	10	4	0
<b>TOTALS</b>	<b>97</b>	<b>62</b>	<b>4</b>

## VSU All-Americans

- 1982 -- Mark Catano, offensive tackle
- 1984 -- Lenny Parker, linebacker; Keith Moore, kicker
- 1986 -- Jessie Tuggle, linebacker
- 1988 -- Robert Morris, defensive line; Jimmy Brookins, linebacker (2nd); Mikeal Lovejoy, safety (2nd); Randy Fisher, flanker (HM)
- 1989 -- Randy Fisher, flanker
- 1990 -- Deon Searcy, free safety; Jack McTyre, kicker
- 1991 -- Antonio Edwards, defensive end; Chris Dupree (HM)
- 1993 -- Chris Hatcher, quarterback
- 1994 -- Chris Hatcher, quarterback
- 1996 -- Lance Funderburk, quarterback

\*defensive lineman of the year

## VSU All-Gulf South Conference Players

- 1982 -- Carl Armstrong, WR; Mark Catano, OT (2nd); Cliff Fouty, LB (2nd); Jimmy Francis, CB (2nd); James Owens, QB (2nd)
- 1983 -- Lenny Parker, LB; Mark Catano, OT; Cliff Fouty, LB (2nd); Dallis Smith, CB (2nd)
- 1984 -- Lenny Parker, LB; Dallis Smith, CB (2nd); Jessie Tuggle, DE (2nd); Timmy Massey, SS (2nd); Chuck Dunmon, OG (2nd)
- 1985 -- Jessie Tuggle, LB; Dallis Smith, CB; Terry Mallory, P; Freddie Thomas, LB (2nd); Jimmy Francis, FS (2nd); Mark Dace, QB (2nd); R.D. Swain, OG (2nd); Darrin Teals, WR (2nd)
- 1986 -- Jessie Tuggle, LB; Dallis Smith, CB; Randy Fisher, WR; Terry Mallory, P; R.D. Swain, OG (2nd); James Gibson, DT (2nd); Keith Reddings, DE (2nd)
- 1987 -- Randy Fisher, WR; Jimmy Brookins, LB (2nd)
- 1988 -- Randy Fisher, WR; Jimmy Brookins, LB; Buddy Phillips, OT; Robert Morris, DT (2nd)
- 1989 -- Randy Fisher, WR; Keith Jones, TE; Robert Morris, DE; Ramon Allen, RB (2nd); Shaun Utley, LB (2nd); Randy Williams, C (2nd)
- 1990 -- Antonio Edwards, DE; Jack McTyre, K; Dexter Holiday, WR (2nd)
- 1991 -- Antonio Edwards, DE; Chris Dupree, SS; Don Kelly, K; Will O'Steen, C; Marcus Walker, DL (2nd); Dexter Holiday, WR (2nd); Scott Long, TE (2nd)
- 1992 -- Antonio Edwards, DE; Chris Dupree, SS; Calvin Walker, WR; York Kurinsky, OT; Chris Hatcher, QB (2nd); Matt Moore, OG (2nd); Andre Hampton, DE (2nd); Erasmus Harvey, LB (2nd)
- 1993 -- Chris Hatcher, QB; Calvin Walker, WR; York Kurinsky, OL
- 1994 -- Chris Hatcher, QB; Dominique Ross, FB; Robert Williams, WR; Stanley Flanders, RS (2nd); Matt Moore, OG; Andre Hampton, DE; Marcus Johnson, FS; Erasmus Harvey, LB (2nd); Shay Williams, DE (2nd); Edward Mitch (2nd)
- 1995 -- Tauese Letuli, OG; Sean Pender, WR; Lance Funderburk, QB (2nd); Ryan Branch, LB (2nd); Drew McPhail, OT (2nd); Wayne DeVane, P (2nd)
- 1996 -- Lance Funderburk, QB; Rodney Brown, WR; Sean Pender, WR; Felise Muai, OL; Drew McPhail, OL; Artie Ulmer, DL; James Lockhart, LB

+ -- offensive player of the year  
 \* -- defensive player of the year  
 # -- freshman of the year

## VSU Team Award Winners

### Best Offensive Lineman

- 1982 -- Mark Catano, tackle
- 1983 -- Mark Catano, tackle
- 1984 -- Chuck Dunmon, guard
- 1985 -- R.D. Swain, guard
- 1986 -- R.D. Swain, guard
- 1987 -- Bryan Banks, tackle
- 1988 -- Buddy Phillips, tackle
- 1989 -- Keith Jones, tight end
- 1990 -- Will O'Steen, center
- 1991 -- Will O'Steen, center
- 1992 -- Richard Popkin, tackle
- 1993 -- Shawn Bostick, center
- 1994 -- Tommy Clark, center
- 1995 -- Felice Muai, guard
- 1996 -- Drew McPhail, tackle

### Best Defensive Lineman

- 1982 -- Cliff Fouty, linebacker
- 1983 -- Lenny Parker, linebacker
- 1984 -- Lenny Parker, linebacker
- 1985 -- Jessie Tuggle, linebacker
- 1986 -- James Gibson, tackle
- 1987 -- Scott Mowry, linebacker
- 1988 -- Maurice Jordan, tackle
- 1989 -- Maurice Jordan, tackle
- 1990 -- Antonio Edwards, end
- 1991 -- Antonio Edwards, end
- 1992 -- Marcus Walker, tackle
- 1993 -- Andre Hampton, end
- 1994 -- Andre Hampton, end
- 1995 -- James Hubbard, nose guard
- 1996 -- Artie Ulmer, tackle

### Best Offensive Back

- 1982 -- James Owens, quarterback
- 1983 -- Henry Chubb, fullback
- 1984 -- Max Vickers, fullback
- 1985 -- Donnie Harrell, tailback
- 1986 -- Mark Dace, quarterback
- 1987 -- Randy Fisher, flanker
- 1988 -- Tye Cottle, quarterback
- 1989 -- Ramon Allen, tailback
- 1990 -- Marcus Copeland, fullback
- 1991 -- Blake Duncan, fullback
- 1992 -- Chris Hatcher, quarterback
- 1993 -- Dominique Ross, fullback
- 1994 -- Dominique Ross, fullback
- 1995 -- David Glisson, fullback
- 1996 -- Sean Pender, halfback

### Best Defensive Back

- 1982 -- Jimmy Francis, cornerback
- 1983 -- Timmy Massey, safety
- 1984 -- Timmy Massey, safety
- 1985 -- Jimmy Francis, safety
- 1986 -- Dallis Smith, cornerback
- 1987 -- Calvin Orr, cornerback
- 1988 -- Mikeal Lovejoy, safety
- 1989 -- Calvin Orr, cornerback
- 1990 -- Deon Searcy, safety
- 1991 -- Chris Dupree, safety
- 1992 -- Chris Dupree, safety
- 1993 -- Tony Hill, safety
- 1994 -- Marcus Johnson, safety
- 1995 -- Jarnal Stevens, safety
- 1996 -- Ryan Branch, linebacker

### Scholastic Award

- 1982 -- James Owens, quarterback
- 1983 -- Geoff Walters, quarterback
- 1984 -- Geoff Walters, tight end
- 1985 -- Bert Gelis, offensive guard
- 1986 -- Bill Wilhelm, offensive guard
- 1987 -- Bryan Banks, offensive tackle
- 1988 -- Darrin Teals, wide receiver
- 1989 -- Reginald Davis, flanker
- 1990 -- Don Kelly, kicker
- 1991 -- Don Kelly, kicker
- 1992 -- Marcus Johnson, free safety
- 1993 -- John Hinson, DL; Marcus Johnson, FS
- 1994 -- John Hinson, DL
- 1995 -- Stephen Foote, center
- 1996 -- Austin Harmon, cornerback

### Scout Team Players of the Year

- 1986 -- Offense: Steve Marrs, quarterback; Defense: Clint Bennett, linebacker
- 1987 -- Offense: Carlos Marshall, flanker; Defense: Jeff Wooden, linebacker
- 1988 -- Offense: Jay Jernigan, quarterback; Defense: Fran Delaney, linebacker
- 1989 -- Offense: Todd McCutcheon, quarterback; Defense: Don Hart, tackle
- 1990 -- Offense: Trey Green, center; Defense: John Kaperak, end
- 1991 -- Offense: James Hubbard, tackle; Defense: Billy McCullough, safety

### Special Teams Player of the Year

- 1993 -- Keith Braddock
- 1994 -- James Sirmans
- 1995 -- Wayne DeVane
- 1996 -- Richard Freeman

### Rookie of the Year

- 1986 -- Randy Fisher, flanker
- 1987 -- Tye Cottle, quarterback
- 1988 -- Ramon Allen, tailback
- 1989 -- Marcus Walker, defensive tackle; Antonio Edwards, defensive end
- 1990 -- Gary Thornton, wide receiver
- 1991 -- Chris Hatcher, quarterback
- 1992 -- Sean Pender, wide receiver
- 1993 -- Ryan Branch, linebacker
- 1994 -- Archie Lewis, cornerback
- 1995 -- Vontrell Mitchell, halfback
- 1996 -- Austin Harmon, cornerback

### Coaches Award

- 1988 -- Randy Williams, center
- 1989 -- Randy Williams, center; Shaun Utley, linebacker
- 1990 -- Tye Cottle, quarterback; Michael Parker, offensive tackle
- 1991 -- Scott Long, tight end
- 1992 -- Harold McClain, defensive tackle
- 1993 -- Chuck Stamey, offensive tackle
- 1994 -- Erasmus Harvey, linebacker
- 1995 -- Lance Funderburk, quarterback

### Hugh C. Bailey Player of the Year

- 1982 -- Carl Armstrong, wide receiver
- 1983 -- Kelvin Sheppard, wide receiver; Tracy Soles, tailback
- 1984 -- Lenny Parker, linebacker
- 1985 -- Jessie Tuggle, linebacker
- 1986 -- Jessie Tuggle, linebacker
- 1987 -- Jimmy Brookins, linebacker
- 1988 -- Jimmy Brookins, linebacker
- 1989 -- Randy Fisher, wide receiver
- 1990 -- Jack McTyre, kicker
- 1991 -- Antonio Edwards, defensive end; Chris Hatcher, quarterback
- 1992 -- Calvin Walker, split end
- 1993 -- Chris Hatcher, quarterback
- 1994 -- Chris Hatcher, quarterback
- 1995 -- Ryan Branch, linebacker
- 1996 -- Lance Funderburk, quarterback



## Year, Record, Coach & Captains



**GOODMAN**



**BERRYMAN**



**CAVAN**



**MUMME**

- 1982 5-5-1 **Jim Goodman** - James Owens, QB; David Gilyard, LB
- 1983 5-6-0 **Jim Goodman** - Mark Catano, OT; Cliff Fouty, LB
- 1984 5-6-0 **Jim Goodman** - Lenny Parker, LB; Elson Bolar, LB
- 1985 5-6-0 **Jim Berryman** - Jimmy Francis, FS; Jay Walls, DT
- 1986 9-2-0 **Mike Cavan** - Jessie Tuggle, LB; R.D. Swain, OG; Dallis Smith, CB; Dennis Smith, CB
- 1987 6-4-0 **Mike Cavan** - Jimmy Brookins, LB; Scott Mowry, LB; Bryan Banks, OT; John Norris, OT
- 1988 6-3-1 **Mike Cavan** - Jimmy Brookins, LB; Scott Mowry, LB; Eric Clark, FB
- 1989 5-5-0 **Mike Cavan** - Randy Fisher, WR; Maurice Jordan, DT
- 1990 5-5-0 **Mike Cavan** - Tye Cottle, QB; Deon Searcy, FS
- 1991 6-3-1 **Mike Cavan** - Will O'Steen, C; Chris Dupree, SS
- 1992 5-4-1 **Hal Mumme** - Chris Hatcher, QB; Calvin Walker, WR; Antonio Edwards, DE; Chris Dupree, SS
- 1993 8-3-0 **Hal Mumme** - Chris Hatcher, QB; Calvin Walker, WR; Andre Hampton, DE; Tony Hill, SS
- 1994 11-2-0 **Hal Mumme** - Chris Hatcher, QB; Dominique Ross, FB; Andre Hampton, DE; Tony Hill, SS
- 1995 6-5-0 **Hal Mumme** - Lance Funderburk, QB; Drew McPhail, OT; Ryan Branch, LB; James Hubbard, NG
- 1996 10-3-0 **Hal Mumme** - Lance Funderburk, QB; Drew McPhail, OT; James Lockhart, LB; Jarmal Stevens, FS

## Year by Year

### 1982 (5-5-1)

VSC	Opp
13 Mississippi College	28
24 Troy State	21
27 Georgia Southern	27
13 Central Florida	7
0 Delta State	27
11 Jacksonville State	43
36 Albany State	13
7 North Alabama	53
48 Kentucky State	13
22 West Alabama	21
29 Georgia Southern	45
230	298

Coach: Jim Goodman  
GSC Record: 2-4 (6th)

### 1984 (5-6-0)

VSC	Opp
49 Clark	0
28 Savannah State	7
38 UT Martin	6
5 Jacksonville State	12
12 Troy State	27
17 West Alabama	16
20 West Georgia	13
8 Georgia Southern	38
3 Mississippi College	10
11 Delta State	17
24 North Alabama	35
215	181

Coach: Jim Goodman  
GSC Record: 3-5 (6th)

### 1986 (9-2-0)

VSC	Opp
17 Fort Valley State	0
7 Central Florida	10
49 UT Martin	24
29 Jacksonville State	25
10 Troy State	45
17 West Alabama	12
41 West Georgia	26
21 Savannah State	7
21 Mississippi College	10
31 Delta State	8
24 North Alabama	7
267	174

Coach: Mike Cavan  
GSC Record: 7-1 (2nd)

### 1983 (5-6-0)

VSC	Opp
3 Mississippi College	26
12 Troy State	13
14 Savannah State	10
0 Central Florida	20
16 Delta State	24
11 Jacksonville State	37
20 West Georgia	13
0 North Alabama	27
32 Kentucky State	20
29 West Alabama	14
34 Georgia Southern	29
171	233

Coach: Jim Goodman  
GSC Record: 2-5 (8th)

### 1985 (5-6-0)

VSC	Opp
3 Fort Valley State	17
27 Kentucky State	0
31 UT Martin	7
10 Jacksonville State	12
3 Troy State	10
5 West Alabama	10
49 West Georgia	12
19 Bishop	2
7 Mississippi College	28
39 Delta State	20
0 North Alabama	45
193	163

Coach: Jim Berryman  
GSC Record: 3-5 (6th)

### 1987 (6-4)

VSC	Opp
21 Fort Valley State	14
19 West Alabama	9
24 UT Martin	10
27 Jacksonville State	10
7 Troy State	44
49 West Georgia	14
35 Savannah State	16
12 Mississippi College	20
21 Delta State	24
16 North Alabama	17
231	178

Coach: Mike Cavan  
GSC Record: 4-4 (4th)

### 1988 (6-3-1)

VSC	Opp
14 Fort Valley State	13
9 UT Martin	13
21 Jacksonville State	31
21 Troy State	16
20 West Alabama	7
17 West Georgia	14
48 Central Florida	19
21 Mississippi College	31
28 Delta State	28
35 North Alabama	28
234	200

Coach: Mike Cavan  
GSC Record: 4-3-1 (4th)

### 1990 (5-5)

VSC	Opp
10 Georgia Southern	17
28 UT Martin	14
18 Jacksonville State	17
22 Troy State	20
46 West Alabama	7
37 West Georgia	2
22 East Tennessee State	37
10 Mississippi College	17
11 Delta State	26
10 North Alabama	26
214	183

Coach: Mike Cavan  
GSC Record: 5-3 (4th)

### 1992 (5-4-1)

VSC	Opp
13 Georgia Southern	24
24 Fort Valley State	17
6 Jacksonville State	20
10 Troy State	26
42 West Alabama	15
28 West Georgia	42
31 American International	21
28 Mississippi College	14
45 Delta State	7
24 North Alabama	24
251	210

Coach: Hal Mumme  
GSC Record: 3-2-1 (2nd)

### 1994 (11-2)

VSC	Opp
36 Knoxville	0
31 Central Florida	14
58 Fort Valley State	6
63 Clark Atlanta	6
65 West Alabama	0
38 New Haven	7
49 West Georgia	33
24 Mississippi College	7
57 Delta State	10
21 North Alabama	38
49 Henderson State	7
14 Albany State	7
24 North Alabama	27
527	162

Coach: Hal Mumme  
GSC Record: 6-1 (2nd)

### 1996 (10-3)

VSC	Opp
2 Gardner-Webb	16
49 Truman State	35
21 Savannah State	7
43 Arkansas Tech	26
34 North Alabama	31
52 Arkansas-Monticello	24
52 West Alabama	16
42 Southern Arkansas	0
28 Delta State	34
63 Central Arkansas	30
21 West Georgia	42
38 Albany State	28
19 Carson-Newman	24
504	313

Coach: Hal Mumme  
GSC Record: 6-2 (1st)

### 1989 (5-5)

VSC	Opp
10 Georgia Southern	31
14 Central Florida	35
35 UT Martin	14
15 Jacksonville State	17
20 Troy State	14
17 West Alabama	6
34 West Georgia	16
3 Mississippi College	32
16 Delta State	24
24 North Alabama	21
188	210

Coach: Mike Cavan  
GSC Record: 5-3 (3rd)

### 1991 (6-3-1)

VSC	Opp
0 Central Florida	12
7 Fort Valley State	0
3 Jacksonville State	24
14 Troy State	20
20 West Alabama	7
38 West Georgia	37
59 Lees-McRae	13
10 Mississippi College	10
34 Delta State	27
34 North Alabama	17
219	167

Coach: Mike Cavan  
GSC Record: 4-1-1 (2nd)

### 1993 (8-3)

VSC	Opp
65 Mount Senario	0
30 Central Florida	35
49 Fort Valley State	24
41 Clark Atlanta	12
42 West Alabama	13
68 Tarleton State	10
16 West Georgia	23
42 Mississippi College	21
33 Delta State	8
21 North Alabama	31
42 Henderson State	20
449	197

Coach: Hal Mumme  
GSC Record: 5-2 (2nd)

### 1995 (6-5)

VSC	Opp
34 Gardner-Webb	21
14 North Dakota State	19
24 Texas-El Paso	34
28 Arkansas Tech	0
24 Central Arkansas	30
27 West Alabama	20
41 St. Ambrose	0
37 Delta State	19
9 North Alabama	26
42 Mississippi College	16
6 West Georgia	44
286	229

Coach: Hal Mumme  
GSC Record: 4-3 (5th)





# R E C O R D S

## Season Leaders

### TOTAL OFFENSE

1982	QB James Owens, 2906
1983	QB Terry Mallory, 732
1984	QB Mark Dace, 680
1985	QB Mark Dace, 899
1986	QB Mark Dace, 1744
1987	QB Tye Cottle, 816
1988	QB Tye Cottle, 1969
1989	QB Tye Cottle, 1582
1990	QB Tye Cottle, 1182
1991	QB Chris Hatcher, 1044
1992	QB Chris Hatcher, 2493
1993	QB Chris Hatcher, 3532
1994	QB Chris Hatcher, 3955
1995	QB Lance Funderburk, 3549
1996	QB Lance Funderburk, 4167

### PASSING

1982	James Owens, 169-339-2258
1983	Terry Mallory, 41-98-681
1984	Mark Dace, 42-106-662
1985	Mark Dace, 53-108-762
1986	Mark Dace, 104-186-1435
1987	Tye Cottle, 54-98-767
1988	Tye Cottle, 143-262-1960
1989	Tye Cottle, 131-235-1677
1990	Tye Cottle, 99-179-1189
1991	Chris Hatcher, 81-150-1088
1992	Chris Hatcher, 264-400-2548
1993	Chris Hatcher, 335-471-3651
1994	Chris Hatcher, 367-508-4076
1995	Lance Funderburk, 356-544-3706
1996	Lance Funderburk, 342-532-4226

### SCORING

1982	WR Carl Armstrong, 48
	K Brad Bauer, 48
1983	RB Tracy Soles, 54
1984	K Keith Moore, 59
1985	K Keith Moore, 59
1986	WR Randy Fisher, 60
1987	K Rodney Fulk, 44
1988	K Jack McTyre, 58
1989	K Jack McTyre, 33
1990	RB Ramon Allen, 78
1991	K Don Kelly, 59
1992	FB Dominique Ross, 72
1993	FB Dominique Ross, 78
1994	WR Robert Williams, 126
	WR Stanley Flanders, 126
1995	Rodney Brown, 54
1996	Nikko Cooper, 86

### RUSHING

1982	FB Henry Chubb, 475
1983	FB Henry Chubb, 668
1984	RB Michael Williams, 362
1985	RB Tony Allen, 564
1986	FB Eric Clark, 565
1987	Donnie Harrell, 632
1988	Ramon Allen, 780
1989	Ramon Allen, 846
1990	Ramon Allen, 957
1991	Ramon Allen, 488
1992	Dominique Ross, 734
1993	Dominique Ross, 1030
1994	Dominique Ross, 1473
1995	David Glisson, 837
1996	Vontrell Mitchell, 1355

### RECEIVING

1982	WR Carl Armstrong, 61-1028*
1983	WR Kelvin Sheppard, 22-388
1984	WR Kevin Gray, 23-455
1985	WR Darrien Teals, 33-448
1986	WR Randy Fisher, 46-753
1987	WR Randy Fisher, 36-585
1988	WR Randy Fisher, 52-864
1989	WR Randy Fisher, 51-690
1990	Dexter Holiday, 25-393
1991	Dexter Holiday, 23-375
1992	Calvin Walker, 71-867
1993	Calvin Walker, 82-944
1994	Robert Williams, 86-1187
1995	Sean Pender, 111-983
1996	Rodney Brown, 61-1148

### PUNTING

1982	Brad Bauer, 37.1 (L55)
1983	Terry Mallory, 37.6 (L56)
1984	Terry Mallory, 37.6 (L60)
1985	Terry Mallory, 42.2 (L62)
1986	Terry Mallory, 40.6 (L71)
1987	Kevin Maddox, 35.6 (L49)
1988	Mike McCullough, 34.9 (L49)
1989	Mike McCullough, 36.1 (L52)
1990	Brian Chestnutt, 35.8 (L52)
1991	Chad Mosley, 40.6 (L64)
1992	Chad Mosley, 36.4 (L53)
1993	David Ashby, 39.4 (L55)
1994	David Ashby, 40.4 (L64)
1995	Wayne DeVane, 40.0 (L54)
1996	Wayne DeVane, 38.1 (L65)

### PUNT RETURNS

1982	Jimmy Francis, 30-199 (6.6)
1983	Derrick Harris, 24-155 (6.5)
1984	Derrick Harris, 18-198 (11.0)
1985	Jimmy Francis, 29-140 (4.8)
1986	Randy Fisher, 23-205 (8.9)
1987	Randy Fisher, 19-192 (10.1)
1988	Edward Jackson, 10-100 (10.0)
1989	Edward Jackson, 26-158 (6.1)
1990	Deon Searcy, 15-124 (8.3)
1991	Tony Hill, 27-276 (10.2)
1992	Tony Hill, 18-110 (6.1)
1993	Stanley Flanders, 18-200 (11.1)
1994	Stanley Flanders, 13-158 (12.2)
1995	Gary Goff, 8-31 (3.9)
1996	Gary Goff, 20-64 (3.2)

### INTERCEPTIONS

1982	Timmy Massey, 3-30 / Jimmy Francis, 3-28
1983	Dallis Smith, 5-91
1984	Jimmy Francis, 4-31
1985	Jimmy Francis, 5-109
1986	Dallis Smith, 9-53*
1987	Calvin Orr, 4-71
1988	Deon Searcy, 5-11
1989	Deon Searcy, 4-29
1990	Derick McCant, 2-35
1991	Chris Dupree, 5-45
1992	Tony Hill, 2-72
	Walt Foy, 2-28
1993	Tony Hill, 3-36
1994	Tony Hill, 2-33
	Marcus Johnson, 2-18
1995	Cornelius Seymour, 2-97
	Albert Fanoga, 2-13
1996	Austin Harmon, 4-3

\* Led Conference

### KICKOFF RETURNS

1982	Kelvin Sheppard, 20-422 (21.1)
1983	Derrick Harris, 21-610* (29.0)
1984	Derrick Harris, 27-534 (19.8)
1985	Donnie Harrell, 15-280 (18.7)
1986	Derwin Whatley, 11-288 (26.2)
1987	Clifford Scott, 16-435 (27.2)
1988	Donnie Harrell, 11-258 (23.5)
1989	Eric Luke, 15-307 (20.5)
1990	Eric Luke, 10-201 (20.1)
1991	Calvin Walker, 12-300 (25.0)
1992	Calvin Walker, 8-182 (22.8)
1993	Calvin Walker, 8-188 (23.5)
1994	Billy Poole, 12-284 (23.7)
1995	Chris Jackson, 12-235 (19.6)
1996	Vontrell Mitchell, 17-436 (25.7)

### TACKLES-ASSISTS

1982	Cliff Fouty, 20-135=155
1983	Lenny Parker, 47-76=123
1984	Lenny Parker, 62-63=125
1985	Jimmy Francis, 63-62=125
1986	Jessie Tuggle, 42-87=129
1987	Jimmy Brookins, 69-36=105
1988	Jimmy Brookins, 73-52=125
1989	Shawn Utley, 44-35=79
1990	Freddie Richardson, 45-36=81
1991	Chris Dupree, 33-39=72
1992	Chris Dupree, 40-41=81
1993	Erasmus Harvey, 39-41=80
1994	Edward Mitchell, 55-44=99
1995	Ryan Branch, 67-53=120
1996	Jarmal Stevens, 56-46=102





**BLAZER FOOTBALL**

# The Record Book

**INDIVIDUAL GAME**

**RUSHING**

Most Rushes -- 35, Ramon Allen vs. UT Martin, 1990  
 Most Yards -- 263, Vontrell Mitchell vs. Central Arkansas, 1996  
 Most Yards Lost -- 77, James Owens vs. Jacksonville State, 1982  
 Best Average -- 22.5, Dominique Ross vs. West Alabama, 1994  
 Longest Run From Scrimmage -- 93, Dominique Ross vs. West Alabama, 1994  
 Most Touchdowns -- 4, Donnie Harrell vs. West Georgia, 1985; Michael Williams vs. West Georgia, 1986; Ramon Allen vs. UT Martin, 1990

**PASSING**

Most Attempted -- 70, Lance Funderburk vs. West Georgia, 1995  
 Most Completed -- 45, Chris Hatcher vs. West Georgia, Mississippi College, 1993  
 Most Consecutive Completions -- 20, Chris Hatcher vs. New Haven, 1994\*  
 Most Yards -- 480, Chris Hatcher vs. Mississippi College, 1993  
 Most Touchdowns -- 7, Chris Hatcher vs. Clark Atlanta and Delta State, 1994  
 Best Percentage -- .938, Lance Funderburk vs. Tarleton State (15-16), 1993\*  
 Longest Reception -- 90, Chris Hatcher to Calvin Walker vs. Central Florida, 1993  
 Most Had Intercepted -- 5, Chris Hatcher vs. North Alabama, 1993  
 Most Without An Interception -- 56, Chris Hatcher vs. Mississippi College, 1993\*

**TOTAL OFFENSE**

Most Plays -- 74, Lance Funderburk vs. West Georgia, 1995  
 Most Yards -- 466, Lance Funderburk vs. West Alabama (OR, 466P), 1995

**SCORING**

Most Points -- 24, Donnie Harrell vs. West Georgia, 1985; Michael Williams vs. West Georgia, 1986; Darrien Teals vs. Central Florida, 1988; Ramon Allen vs. UT Martin, 1990; Stanley Flanders vs. Fort Valley State, Delta State, 1994  
 Most Touchdowns: 4, Donnie Harrell vs. West Georgia, 1985; Michael Williams vs. West Georgia, 1986; Darrien Teals vs. Central Florida, 1988; Ramon Allen vs. UT Martin, 1990; Stanley Flanders vs. Fort Valley State, Delta State, 1994  
 Most TDs Responsible For -- 7, Chris Hatcher vs. Clark Atlanta, Delta State, 1994 (7 TD passes)  
 Most PATs Attempted -- 9, Vernon Loree vs. Clark Atlanta, West Alabama, 1994; Todd Douthit vs. Central Arkansas, 1996  
 Most PATs Made -- 9, Vernon Loree vs. Clark Atlanta, West Alabama, 1994; Todd Douthit vs. Central Arkansas, 1996  
 Most FGs Attempted -- 4, Keith Moore vs. Georgia Southern, 1983, vs. North Alabama, 1984, vs. Kentucky State and Bishop, 1985; Jack McTyre vs. West Alabama, 1990; Don Kelly vs. Delta State, 1991

Most FGs Made -- 4, Keith Moore vs. Bishop, 1985; Jack McTyre vs. West Alabama, 1990; Don Kelly vs. Delta State, 1991  
 Longest FG -- 54, Keith Moore vs. Kentucky State, 1985\*  
 Most Points Kicking -- 16, Jack McTyre vs. West Alabama, 1990

**RECEIVING**

Most Caught -- 20, Sean Pender vs. Mississippi College, 1995  
 Most Yards -- 230, Calvin Walker vs. Delta State, 1992  
 Most Touchdowns -- 4, Darrien Teals vs. Central Florida, 1988; Stanley Flanders vs. Fort Valley State, Delta State, 1994

**PUNTING**

Most Punts -- 11, Mike McCullough vs. Central Florida, 1989  
 Longest Punt -- 71, Terry Mallory vs. Savannah State, 1986  
 Best Average -- (min. 4 punts) 9-49.8, Terry Mallory vs. West Alabama, 1985

**PUNT RETURNS**

Most Returns -- 7, Jimmy Francis vs. West Georgia, 1984; Tony Hill vs. Fort Valley State, 1991  
 Most Yards -- 94, Tony Hill vs. Fort Valley State, 1991  
 Longest for Touchdown -- 59, Stanley Flanders vs. Clark Atlanta, 1994

**KICKOFF RETURNS**

Most Returns -- 5, Kelvin Sheppard vs. North Alabama, 1982; Derrick Harris vs. Georgia Southern, 1983  
 Most Yards -- 147, Derrick Harris vs. Georgia Southern, 1983  
 Longest for Touchdown -- 99, Billy Poole vs. West Alabama, 1994

**DEFENSE**

Most Interceptions -- 3, Jimmy Francis vs. Bishop, 1985  
 Most Yards Returned -- 62, Jimmy Francis vs. Bishop, 1985  
 Most Total Tackles -- 24, Ryan Branch vs. Texas-El Paso, 1995  
 Most Solo Tackles -- 17, Jimmy Brookins vs. Mississippi College, 1988  
 Most Sacks -- 4, Robert Morris vs. UT Martin, 1989  
 Most Assists -- 18, Harvey Carter vs. Georgia Southern, 1982  
 Most Fumble Recoveries -- 3, Anthony Newsome vs. Delta State, 1983

\* Conference Record

**INDIVIDUAL SEASON**

**RUSHING**

Most Rushes -- 256, Dominique Ross, 1994\*  
 Most Yards -- 1473, Dominique Ross, 1994  
 Most Yards Lost -- 307, James Owens, 1982  
 Best Average -- 7.3, Vontrell Mitchell, 1996 (186-1355)



Ramon Allen

Best Game Average -- 113.3, Dominique Ross, 1994 (1473, 13 games)  
 Most Touchdowns -- 13, Dominique Ross, 1993, 1994

**PASSING**

Most Attempted -- 544, Lance Funderburk, 1995\*  
 Most Completed -- 367, Chris Hatcher, 1994\*  
 Most Without an Interception: 177, Chris Hatcher, 1993\*  
 Best Percentage -- .722, Chris Hatcher, 1994\*  
 Most Completions Per Game -- 32.4, Lance Funderburk, 1995\*  
 Most Yards -- 4226, Lance Funderburk, 1996\*  
 Most Yards Per Game -- 336.9, Lance Funderburk, 1995  
 Most Touchdowns -- 55, Chris Hatcher, 1994\*  
 Most Had Intercepted -- 15, Tye Cottle, 1989

**TOTAL OFFENSE**

Most Plays -- 581, Lance Funderburk, 1995\*  
 Most Yards -- 4167, Lance Funderburk, 1996\*  
 Most Yards Per Game -- 322.6, Lance Funderburk, 1995

**SCORING**

Most Points -- 126, Robert Williams, Stanley Flanders, 1994\*  
 Most Touchdowns -- 21, Robert Williams, Stanley Flanders, 1994\*  
 Most TDs Responsible For -- 55, Chris Hatcher, 1994 (55 passing)\*  
 Most PATs Attempted -- 71, Vernon Loree, 1994\*  
 Most PATs Made -- 67, Vernon Loree, 1994\*  
 Most Consecutive PATs -- 50, Vernon Loree, 1994  
 Most FGs Attempted -- 23, Jack McTyre, 1990  
 Most FGs Made -- 17, Jack McTyre, 1990  
 Most Points Kicking -- 85, Vernon Loree, 1994



# RECORDS

## RECEIVING

Most Caught -- 111, Sean Pender, 1995\*  
 Most Yards -- 1187, Robert Williams, 1994\*  
 Most Touchdowns -- 21, Robert Williams, 1994\*

## PUNTING

Most Punts -- 76, Terry Mallory, 1983  
 Best Average -- 42.2, Terry Mallory, 1985

## PUNT RETURNS

Most Returns -- 30, Jimmy Francis, 1982  
 Best Average -- 12.2, Stanley Flanders, 1994  
 Most Yards -- 276, Tony Hill, 1991

## KICKOFF RETURNS

Most Returns -- 27, Derrick Harris, 1984  
 Best Average -- 29.0, Derrick Harris, 1983  
 Most Yards -- 610, Derrick Harris, 1983

## DEFENSE

Most Interceptions -- 9, Dallis Smith, 1986  
 Most Yards Returned -- 109, Jimmy Francis, 1985  
 Most Total Tackles -- 155, Cliff Fouty, 1982  
 Most Solo Tackles -- 67, Ryan Branch, 1995  
 Most Assists -- 135, Cliff Fouty, 1982  
 Most Sacks -- 14, Antonio Edwards, 1990  
 Most Fumble Recoveries -- 4, Erasmus Harvey, 1994

\* Conference Record

## INDIVIDUAL CAREER

### RUSHING

	ATT	YARDS	AVG.	TDs
Dominique Ross, 1992-94	576	3237	5.6	36
Ramon Allen, 1988-91	672	3071	4.6	26
Donnie Harrell, 1985-88	407	1904	4.7	10
Vontrell Mitchell, 1995-A	217	1480	6.8	4
Eric Clark, 1985-88	292	1301	4.5	3
David Glisson, 1993-96	195	1191	6.1	8
Chad Tanner, 1990-92	244	1156	4.7	4
Henry Chubb, 1982-83	221	1143	5.2	5
Max Vickers, 1983-86	247	955	3.9	9
Michael Williams, 1985-86	194	898	5.5	8

### PASSING

	COMP	ATT	YARDS	INT	TDs
Chris Hatcher, 1991-94	1047	1529	11,363	39	121
Lance Funderburk, 1992-96	731	1127	8192	27	67
Tye Cottle, 1987-90	427	774	5593	47	50
Mark Dace, 1984-87	241	477	3459	36	25
James Owens, 1982	169	339	2258	14	15
Terry Mallory, 1983-86	77	186	1227	14	8

### TOTAL OFFENSE

	PLAYS	RUSH	PASSTOTAL	TDR	
Chris Hatcher, 1991-94	1642	-339	11,363	11,024	125
Lance Funderburk, 1992-96	1206	-232	8192	7960	75
Tye Cottle, 1987-90	1034	-44	5593	5549	57
Mark Dace, 1984-1987	850	606	3459	4065	35
Dominique Ross, 1992-94	576	3237	0	3237	36
Ramon Allen, 1988-91	675	3071	4	2575	27
James Owens, 1982	402	-162	2258	2096	15

### SCORING

	TD	FG	PAT	PTS
Dominique Ross, 1992-94	38	0	0	228
Keith Moore, 1983-86	0	32	76	202
Robert Williams, 1991-94	31	0	0	186
Vernon Loree, 1993-95	0	18	132	186
Stanley Flanders, 1993-94	30	0	0	180
Ramon Allen, 1988-91	28	0	1	170
Jack McTyre, 1988-90	0	34	57	159
Randy Fisher, 1986-89	26	0	0	156
Vernon Loree, 1993-A	0	12	112	148
Rodney Brown, 1995-96	22	0	0	132
Don Kelly, 1990-92	0	22	61	127
Tracy Soles, 1982-83	16	0	0	96
Darrien Teals, 1985-88	16	0	0	96
Calvin Walker, 1990-93	15	0	0	90

### RECEIVING

	CATCHES	YARDS	TDs
Sean Pender, 1992-96	247	2072	9
Randy Fisher, 1986-89	185	2892	26

### CATCHES YARDS TDs

Robert Williams, 1991-94	185	2726	31
Steve Greer, 1991-94	179	2025	13
Calvin Walker, 1990-93	167	2026	15
Darrien Teals, 1985-88	105	1650	16
Stanley Flanders, 1993-94	101	1581	29
Rodney Brown, 1995-96	95	1636	20
Tirrell Andrews, 1994-96	94	1280	4
Blake Duncan, 1989-93	92	749	9
Angelo Williams, 1992-A	87	708	9
Dexter Holiday, 1989-91	67	1170	9
Nikko Cooper, 1996	63	865	14
Carl Armstrong, 1982	61	1028	8

### PUNTING

	PUNTS	YARDS	AVG.
David Ashby, 1993-94	62	2476	39.9
Terry Mallory, 1983-86	272	10,732	39.5
Chad Mosley, 1991-92	72	2735	38.0
Brad Bauer, 1982-84	63	2341	37.2
Brian Chestnutt, 1989-1991	68	2442	35.9

### PUNT RETURNS

	RETURNS	YARDS	AVG.
Stanley Flanders, 1993-94	31	358	11.5
Randy Fisher, 1986-89	56	473	8.4
Jimmy Francis, 1982-85	84	473	5.6
Derrick Harris, 1983-84	42	353	8.4

### KICKOFF RETURNS

	RETURNS	YARDS	AVG.
Derrick Harris, 1983-84	48	1144	23.8
Donnie Harrell, 1985-88	27	566	21.0
Kelvin Sheppard, 1982-83	28	556	19.9

### KICK SCORING

	PAT A/M	FG A/M	PTS
Keith Moore, 1983-86	83-76	65-42	202
Vernon Loree, 1993-5	141-132	24-18	186
Jack McTyre, 1988-90	58-57	45-34	159
Don Kelly, 1990-92	62-61	35-22	127
Todd Douthit, 1996	45-37	6-4	49
Brad Bauer, 1982-84	27-24	14-8	48

### INTERCEPTIONS

	NO.	YARDS	TDs
Dallis Smith, 1983-86	21	209	0
Jimmy Francis, 1982-85	14	160	0
Calvin Orr, 1986-89	10	172	0
Deon Searcy, 1987-90	12	73	0

### SACKS

	NO.
Andre Hampton, 1992-94	36
Antonio Edwards, 1990-93	34



Chris Hatcher

Randy Fisher





## TEAM GAME

### RUSHING

Most Rushes -- 69 vs. Livingston, 1983  
 Most Yards -- 385 vs. West Georgia, 1985  
 Most Yards Lost -- 103 vs. North Alabama, 1984  
 Best Average -- 13.4 vs. West Alabama, 1994  
 Most Touchdowns -- 6 vs. Lees-McRae, 1991

### PASSING

Most Attempted -- 70 vs. West Georgia, 1995  
 Most Completed -- 52 vs. St. Ambrose, 1995  
 Most Yards -- 508 vs. St. Ambrose, 1995  
 Most Touchdowns -- 7 vs. Tarleton State, 1993; Clark Atlanta, Delta State, 1994  
 Best Percentage -- .886 vs. New Haven (39-44), 1994  
 Most Had Intercepted -- 7 vs. Fort Valley State, 1985  
 Most Without An Interception -- 56 vs. Mississippi College, 1993

### TOTAL OFFENSE

Most Plays -- 91 vs. West Georgia, 1984  
 Most Yards -- 633 (125R, 508P) vs. St. Ambrose, 1995

### SCORING

Most Points -- 68 vs. Tarleton State, 1993  
 Most Touchdowns -- 10 vs. Tarleton State, 1993\*  
 Most PATs Attempted -- 10 vs. Tarleton State, 1993  
 Most PATs Made -- 9 vs. Clark Atlanta, West Alabama, 1994  
 Most FGs Attempted -- 4 vs. Georgia Southern, 1983; vs. North Alabama, 1984; vs. Kentucky State and Bishop, 1985, vs. Livingston, 1990, vs. Delta State, 1991  
 Most FGs Made -- 4 vs. Bishop, 1985; vs. Livingston, 1990; vs. Delta State, 1991  
 Most Points Kicking -- 16 vs. Livingston, 1990

### PUNTING

Most Punts -- 11 vs. Central Florida, 1989  
 Best Average -- (min. 4 punts) 9-49.8 vs. Livingston, 1985

### PUNT RETURNS

Most Returns -- 10 vs. Livingston, 1984  
 Most Yards -- 94 vs. Fort Valley State, 1991  
 Longest for Touchdown -- 59 vs. Clark Atlanta, 1994

### KICKOFF RETURNS

Most Returns -- 6 vs. North Alabama, 1982; vs. Troy State, Georgia Southern, 1984; West Georgia, 1995  
 Most Yards -- 147 vs. Georgia Southern, 1983  
 Longest for Touchdown -- 99 vs. West Alabama, 1994

### FIRST DOWNS

Most Total -- 39 vs. West Alabama, 1996  
 Most Rushing -- 21 vs. Delta State, 1985  
 Most Passing -- 26 vs. St. Ambrose, 1995  
 Most by Penalty -- 6 vs. Delta State, 1994; West Alabama, 1996

### PENALTIES

Most Penalties -- 16 vs. West Alabama, 1994  
 Fewest Penalties -- 1 vs. Troy State, 1984; vs. North Alabama, 1985  
 Most Yards -- 146 vs. Knoxville, 1994

Fewest Yards -- 5 vs. Troy State, 1984; vs. North Alabama, 1985

### FUMBLES

Most -- 7 vs. North Alabama, 1983  
 Most Lost -- 5 vs. North Alabama, 1983; vs. West Georgia, 1985

### DEFENSE

Most Interceptions -- 6 vs. UT-Martin, 1986  
 Most Yards Returned -- 117 vs. Livingston, 1990  
 Most Fumbles Recovered -- 7 vs. Savannah State, 1984  
 Most Yards Rushing -- 545 vs. North Alabama, 1982  
 Most Yards Passing -- 437 vs. Central Florida, 1993  
 Fewest Yards Rushing -- minus 29 vs. Central Florida, 1988  
 Fewest Yards Passing -- 20 vs. North Alabama, 1983  
 Fewest Yards Total -- 22 vs. Mount Senario, 1993

## TEAM SEASON

### RUSHING

Most Rushes -- 545, 1985  
 Most Net Yards -- 1968, 1985  
 Most Yards Lost -- 550, 1984  
 Best Average Per Carry -- 5.45, 1996  
 Best Average Per Game -- 182.3, 1987  
 Most Touchdowns -- 28, 1996

### PASSING

Most Attempted -- 594, 1994\*  
 Most Completed -- 409, 1994\*  
 Most Yards -- 4389, 1994\*  
 Average Yards Gained Per Game -- 351.9, 1993\*  
 Best Average Per Completion -- 14.9, 1983  
 Most Had Intercepted -- 23, 1984  
 Most Without An Interception -- 177, 1993  
 Most Touchdowns -- 55, 1994\*

### TOTAL OFFENSE

Most Plays -- 964, 1994  
 Most Yards -- 5995, 1994  
 Best Average -- 478.1, 1993

### SCORING

Most Points -- 527, 1994  
 Most Touchdowns -- 73, 1994  
 Most PATs Attempted -- 71, 1994\*  
 Most PATs Made -- 67, 1994\*  
 Most FGs Attempted -- 23, 1990  
 Most FGs Made -- 17, 1990  
 Most 2-Point PATs Attempted -- 7, 1995, 1996  
 Most 2-Point PATs Made -- 5, 1984

### PUNTING

Most Punts -- 79, 1983  
 Best Average -- 40.6, 1985

### PUNT RETURNS

Most Returns -- 40, 1984  
 Most Yards -- 320, 1984  
 Best Average -- 11.7, 1994

### KICKOFF RETURNS

Most Returns -- 38, 1982  
 Most Yards -- 802, 1983  
 Best Average -- 24.8, 1987

### FIRST DOWNS

Most Total -- 301, 1994  
 Most Rushing -- 109, 1986  
 Most Passing -- 190, 1994\*  
 Most by Penalty -- 31, 1996

### PENALTIES

Most Penalties -- 130, 1994  
 Fewest Penalties -- 48, 1987  
 Most Yards -- 1160, 1994  
 Fewest Yards -- 383, 1987

### FUMBLES

Most -- 40, 1984  
 Most Lost -- 21, 1983  
 Fewest -- 14, 1995  
 Fewest Lost -- 8, 1993, 1995

### DEFENSE

Fewest Points Allowed -- 162, 1994  
 Most Points Allowed -- 313, 1996  
 Most Interceptions -- 32, 1986\*  
 Most Yards Returned -- 311, 1987  
 Most Fumbles Recovered -- 24, 1984  
 Fewest Yards Rushing Allowed -- 1228, 1986  
 Most Yards Rushing Allowed -- 2664, 1982  
 Fewest Yards Passing Allowed -- 2236, 1996  
 Most Yards Passing Allowed -- 2122, 1986  
 Fewest Yards Total Allowed -- 2807, 1990  
 Most Yards Total Allowed -- 4395, 1982  
 Takeaway-Giveaway -- plus 19, 1986

\* Conference Record



James Owens



**FOOTBALL HOME OF THE BLAZERS**

# Cleveland Field/Bazemore-Hyder Stadium

**V**aldosta State plays its home football games at Cleveland Field, located across the street from University Center, a former shopping plaza acquired by the university which has been beautifully renovated to house additional classrooms and offices for the rapidly growing institution.

The stadium was built in 1922 and was named for the late Dr. A.G. Cleveland, who was superintendent of the Valdosta City Schools from 1919-1949. In the spring of 1996, two legendary Valdosta High School coaches were honored, and the stadium now bears the names of Wright Bazemore and the late Nick Hyder. Seating has been added through the years which has enlarged the facility to its current 11,500 seats. It features a beautiful natural turf playing field and is topped on the south side by a two-level press box.

The Blazers played their first seven seasons at Cleveland Field and returned to the facility six years ago to take advantage of its convenient location adjacent VSU's main campus. Facilities in University Center will be available to accommodate Blazer Boosters, and acres of convenient parking are available for tailgate parties on game days.

Blazer football's goal in 1997 for the four home dates will be to improve on the school's 48-16-1 record at Cleveland Field over the years. Since 1994, the Blazers have compiled an impressive 19-1 record at the historic facility.

## **FIELD FACTS**

**FIELD RUNS...**  
East - West

**CAPACITY...**  
11,500

**BUILT IN...**  
1922

**SURFACE...**  
Natural Turf

**VISITORS DRESS...**  
Under North Stands

**BLAZERS DRESS...**  
Under South Stands

**PRESS BOX...**  
Tops South Stands





# Blazer Lettermen

**A**  
Ashley Abrams, DB 1982  
Howard Akers, WR 1987-88  
Matt Alexander, OT 1990-91  
Jody Allen, DE 1982  
Ramon Allen, RB 1988-91  
Steve Allen, OT 1982  
Tony Allen, RB 1985  
Greg Alley, OG 1982-83  
Kelvin Anderson, WR 1993  
Tirrell Andrews, WR 1994-96  
Carl Armstrong, WR 1982  
Cary Arneson, DB 1982  
David Ashby, P 1993-94  
Eddie Ashley, RB 1990  
Eugene Autry, DB 1993-94


**B**  
Keith Backstrom, LB 1988-89  
Desmon Baker, DE 1995-96  
Mike Baldwin, DB 1990  
Bryan Banks, OT 1984-87  
David Banks, TE 1992-94  
Rodriguez Bartlett, WR 1986  
Terrell Battle, DB 1996  
Brad Bauer, K 1982-84  
Marc Beach, WR 1991-92  
Pernell Bee, RB 1983  
Travis Bemby, DB 1992  
Mike Berry, DL 1992-94  
Stacey Blake, OT 1982-83  
Andy Blanchard, LB 1984-86  
Jeremiah Blount, RB 1987  
Oliver Blount, DT 1985-86  
Steve Bodi, DE 1983-84  
Elson Bolar, DT 1983-84  
Keith Bonnell, OT 1983-85  
Bobby Booker, LB 1987-89  
Shawn Bostick, C 1990-93  
Mike OWR 1996  
Robert Boyette, DL 1982  
Keith Braddock, DB 1993-94  
Ryan Branch, LB 1993-96  
Shawn Brannen, OT 1993-94  
Michael Brenton, OG 1987-90  
Joey Brett, QB 1991  
Lardell Brinson, WR 1994, 1996  
Terrence Brisbon, RB 1984  
Jason Brock, OG 1989  
Carlos Brown, FB 1996  
Rodney Brown, WR 1995-96

**C**  
Rod Callaway, DT 1987-90  
Bret Calzaretta, LB 1982  
Cedric Campbell, RB 1984  
Vince Capece, LB 1983-85  
Harvey Carter, DL 1982  
Mark Catano, OT 1982-83  
Dean Chandler, DT 1996  
Darryl Cherry, OG 1994  
Brian Chestnutt, P 1989-91  
Henry Chubb, RB 1982-83  
Eric Clark, RB 1985-88  
Josten Clark, C 1991-94  
Tommy Clark, C 1990-92, 1994  
Vaughn Clark, DB 1996  
Julanda Clayton, DB 1995-96  
Cary Cody, WR 1982, 1984-86  
Jay Coley, WR 1982  
Keith Cooksey, WR 1993, 1995-96  
Nikko Cooper, WR 1996  
Marcus Copeland, FB 1987-90  
Roger Copeland, LB 1987  
Tye Cottle, QB 1987-90  
Vic Crawford, DB 1984  
Elkannah Crockett, DB 1982  
Kevin Crosby, FB 1992

**D**  
Mark Dace, QB 1987-87  
J.D. Daniels, WR 1982  
Chris Davenport, LB 1989-90  
Calvin Davis, LB 1990  
Kelvin Davis, DT 1988  
Mike Davis, WR 1994-95  
Reginald Davis, WR 1988-91  
Rick Davis, QB 1982  
Fran Delaney, DS 1988-89  
Jamie DeLoach, QB 1992-95  
Wayne DeVane, P 1994-96  
Richard DeWees, LB 1989  
Jerry Dillard, K 1993  
Artie Dovers, OG 1982  
Todd Douthit, K 1995-96  
Jody Dowda, OT 1990-91  
Blake Duncan, FB 1989-91, 1993  
Chuck Dunmon, OT 1982-85  
Chris Dupree, DB 1989-91



**RAMON ALLEN**  
RB  
1988-91



**BRYAN BANKS**  
OT  
1984-87



**BRAD BAUER**  
K  
1982-84



**JIMMY BROOKINS**  
LB  
1985-88



**MARK CATANO**  
OT  
1982-83



**HENRY CHUBB**  
RB  
1982-83



**CARY CODY**  
WR  
1982, 1984-86

**E**  
John Eaton, OG 1982  
Antonio Edwards, DE 1989-92

**F**  
Albert Fanoga, DB 1995  
Leon Farmer, LB 1985  
Ken Fasnacht, WR 1983  
Eric Faulkner, DE 1984-87  
Matt Fiorelli, DE 1992-95  
Randy Fisher, WR 1986-89  
Mike Fitzpatrick, WR 1990  
Stanley Flanders, WR 1993-94  
Tim Fleming, OG 1993  
Steve Foote, C 1994-95  
Reggie Ford, WR 1982  
Cliff Fouty, LB 1982-83  
David Fox, TE 1996  
Walt Foy, DB 1991-94  
Jimmy Francis, DB 1982-85  
Richard Freeman, DE 1996  
Rodney Fulk, K 1987  
J.T. Fuller, LB 1996  
Darrell Funderburk, QB 1985-88  
Lance Funderburk, QB 1992-93, 1995-96


**G**  
Cedric Gantt, DL 1986  
Bert Gelis, DL 1985-88  
James Gibson, DL 1983-86  
Mike Gibson, DB 1993-95  
David Gilyard, LB 1982  
Kris Gingrow, OL 1995-96  
John Gladden, LB 1990-92  
David Glisson, RB 1993, 1995  
Gary Goff, WR 1995-96  
John Gray, DL 1982-83  
Kevin Gray, WR 1984  
Shadrack Green, TE 1993  
Jeff Greer, DE 1995-96  
Steve Greer, WR 1991-94  
Steve Griffin, QB 1982-83  
Ryan Grubbs, LB 1984

**H**  
Jack Hall, DE 1996  
Paul Hall, LB 1990-91  
Stanley Hall, RB 1989-90  
Todd Hall, C 1996  
Wayne Hamm, TE 1982-84  
Andre Hampton, DE 1992-94  
Dennis Hampton, DE 1993  
Jeff Hanton, DB 1982-83, 1985-86  
Austin Harmon, DB 1996  
Donnie Harrell, RB 1985-88  
Derrick Harris, DB 1983-84  
Jonathan Harris, TE 1992-94  
Dwayne Hart, DB 1987-90  
Erasmus Harvey, LB 1991-94  
Chris Hatcher, QB 1991-94  
Mike Henry, C 1983-84  
Chester Hightower, LB 1986  
Tony Hill, DB 1991-94  
John Hinson, DL 1992-94  
Dexter Holiday, WR 1986, 1989-91  
Jimmy Holton, OG 1987  
Jeff Hooks, LB 1985-86  
Carlos Hope, WR 1995  
Averil Houston, DB 1995  
Bo Houston, OG 1990-91  
Greg Hoven, WR 1984-85  
James Hubbard, OG, NG 1992-95  
Doug Hunter, QB 1983-85


**J**  
Chris Jackson, CB 1995  
Edward Jackson, DB 1987-89  
Jerome Jackson, RB 1982-83, 1986  
Stonewall Jackson, RB 1985  
Eric Jarvis, C 1982-83  
Willie Jefferson, LB 1983  
Jason Jelks, DB 1993-95  
Kenny Jennings, DB 1983-84  
Brandon Jernigan, OL 1996  
Casey Johnson, DE 1990  
Emanuel Johnson, DL 1993-94  
Marcus Johnson, DB 1991-94  
Tommy Johnson, DE 1994-95  
Donnie Johnston, DB 1995-96  
Barry Jones, FB 1992-93  
Keith Jones, TE 1986-89  
Maurice Jordan, DL 1986-89

**K**  
Don Kelly, K 1990-92  
John Kenny, OL, DL 1989-91  
Jimmy King, TE 1993-94  
Scott Klees, QB 1990  
York Kurinsky, OL 1992-93

**L**  
Trevor Lansford, RB 1994  
Lance Laskey, TE 1988




**TYE COTTLE**  
QB  
1987-90




**REGINALD DAVIS**  
RB  
1988-91



**RANDY FISHER**  
WR  
1986-89



**DEXTER HOLIDAY**  
WR  
1986, 1989-91



**JEROME JACKSON**  
RB  
1982-83, 86



**KEITH JONES**  
TE  
1986-89



**MAURICE JORDAN**  
DT  
1986-89



Mike Laussen, DL 1995  
 Mark Lawson, LB 1982-84  
 Tauese Letuli, OL 1994-95  
 Archie Lewis, DB 1994  
 Ray Lloyd, C 1983-86  
 James Lockhart, LB 1993-96  
 Scott Long, TE 1989-91  
 Scottie Long, LB 1986  
 Stan Long, OG 1983  
 Vernon Loree, K 1993-95  
 Mikeal Lovejoy, DB 1986-88  
 Eric Luke, DB 1988-91  
 Jeremy Lundy, OL 1994-96

**M**  
 George Mackey, DE 1982  
 Kevin Maddox, P 1987  
 Pat Magennis, OL 1995  
 Terry Mallory, QB-P 1983-86  
 Brad Martin, WR 1983  
 Derryl Mason, WR 1983-84  
 Timmy Massey, DB 1982-85  
 William Massey, RB 1985  
 Octavio Matamoros, OG 1992  
 Alvoid Mays, DB 1984  
 Mike McBride, RB 1982  
 Derick McCant, DB 1989-91  
 Harold McClain, DB 1989-92  
 Ryan McCormick, TE 1995  
 Clint McCrory, DL 1982  
 Mike McCullough, P 1988-89  
 Alex McKinzie, RB 1982-83  
 Drew McPhail, OL 1994-96  
 James McRae, TE 1986-87  
 Jack McTyre, K 1988-90  
 Danny Metcalf, LB 1987-88, 1990  
 Keith Miles, DE 1987  
 Jerome Mills, DB 1996  
 Herbert Mingo, RB 1991  
 Charles Mitchell, LB 1984-86  
 Edward Mitchell, LB 1993-94  
 Rob Mitchell, WR 1983  
 Vontrell Mitchell, RB 1995-96  
 Clifton Montgomery, RB 1984  
 Donald Monis, OG 1982  
 Harvey Moore, OL 1996  
 Keith Moore, K 1983-86  
 Matt Moore, OL 1991-94  
 Robert Morris, DE 1986-89  
 Gary Morton, DB 1992  
 Chad Mosley, P 1991-92  
 Jackson Mosley, LB 1982  
 Scott Mowry, LB 1985-88  
 Felise Muai, OL 1995-96  
 Matt Mumme, QB 1994, 1996  
 Tony Murphy, LB 1987  
 Darrell Myddell, DB 1993-94

**N**  
 Clay NeSmith, DL 1986  
 Anthony Newsome, DE 1983  
 David Niemeyer, DL 1982  
 John Norris, OT 1984-87  
 Alberto Nurse, LB 1995-96


**O**  
 Alex Oakes, LB 1988  
 Calvin Orr, DB 1986-89  
 Willie Osborn, WR 1989  
 Will O'Steen, C 1988-91  
 James Owens, QB 1982

**P**  
 Ted Palmer, DS 1988-90  
 Lenny Parker, LB 1983-84  
 Michael Parker, OT 1987-90  
 George Parsons, LB 1992-93  
 Sean Pender, WR 1992-93, 1995-96  
 Buddy Phillips, OT 1987-88  
 Desmond Phillips, WR 1995  
 Larry Pividal, TE 1982  
 Alan Pohalski, DL 1982  
 Billy Poole, RB 1993-94  
 Richard Popkin, OT 1992  
 Eric Porter, LB 1988  
 Sammie Price, DL 1985  
 Don Pumphrey, OT 1984-85

**R**  
 Jerry Randall, DL 1984-85  
 Andre Randle, DL 1993-94  
 Jessie Randle, DB 1990  
 Buddy Ratledge, OT 1983-85  
 Ben Reaves, TE 1983-86  
 Charles Reddick, DL 1987-88  
 Keith Reddings, DE 1983-86  
 Quinton Reed, DB 1983-84  
 Jack Reeves, DE 1992  
 Robert Renfro, DL 1983-84  
 Luis Reveiz, K 1983  
 Jason Richards, OL 1990  
 Freddie Richardson, LB 1990  
 Rodney Rigdon, DE 1994  
 Rusty Rivers, OG 1984



**HAROLD McCLAIN**  
 DT  
 1989-92




**JACK McTYRE**  
 K  
 1988-90



**JAMES McRAE**  
 TE  
 1986-87




**SCOTT MOWRY**  
 LB  
 1985-88



**WILL O'STEEN**  
 C  
 1988-91



**LENNY PARKER**  
 LB  
 1983-84



**BEN REAVES**  
 TE  
 1983-86

Barry Roberson, LB 1989-91  
 Julian Roberts, DE 1996  
 Tyrone Rogers, RB 1991  
 Dominique Ross, FB 1992-94  
 Lee Rourke, LB 1983  
 John Royal, LB 1987

**S**  
 Homer Sanders, WR 1983  
 Drew Sauls, WR 1984-85  
 Mike Scantling, TE 1983  
 Richard Schlie, TE 1983  
 Clifford Scott, DB 1987-90  
 Deon Searcy, DB 1987-90  
 Mike Sellers, C 1986-87  
 Brock Sellers, C 1982  
 Cornelius Seymour, LB 1994-95  
 Andy Sharpless, OG 1982-84  
 Kelvin Sheppard, WR 1982-83  
 Jimbo Shubert, LB 1996  
 Pete Shutters, DL 1982-83  
 Dean Siegel, DE 1984-85  
 James Sirmans, LB 1993-94  
 Albert Smith, RB 1984, 1987  
 Anthony Smith, LB 1983  
 Dallis Smith, DB 1983-86  
 Dennis Smith, DB 1983-86  
 Jerome Smith, DE 1983  
 Tavaris Smith, LB 1995-96  
 Terry Smith, DB 1994-96  
 Tracy Soles, RB 1982-83  
 Chuck Stamey, OT 1990-93  
 Jarmal Stevens, DB 1994-96  
 Dan Strickland, DT 1983-86  
 James Strickland, C 1982  
 Mel Stripling, OT 1982  
 Ryan Sulikowski, C 1996  
 Roger Sullivan, OL 1996  
 Jesse Sutton, LB 1995-96  
 Ricky Sutton, DL 1982  
 R.D. Swain, OG 1983-86  
 Ricky Swales, DE 1990

**T**  
 Greg Talley, DE 1992  
 Chad Tanner, RB 1990-92  
 Darrell Tarver, DE 1986-89  
 Brad Tate, LB 1992  
 Larry Tatum, C 1984  
 John Taylor, TE 1996  
 Darrien Teals, WR 1985-88  
 Freddie Thomas, LB 1984-85  
 Curtis Thompson, LB 1983  
 Hugh Thompson, QB 1982  
 Anthony Thornton, DB 1990-91  
 Gary Thornton, DB 1990-91  
 Brad Trout, DB 1993-94, 1996  
 Jessie Tuggle, LB 1983-86  
 Mike Tuggle, OG 1991  
 John Turley, DE 1984  
 Darren Turner, DL 1991  
 Terry Turner, DL 1995-96


**U**  
 Artie Ulmer, DL 1996  
 Shawn Utley, LB 1989

**V**  
 Max Vickers, FB 1983-86

**W**  
 Calvin Walker, WR 1990-93  
 Marcus Walker, DL 1989-92  
 Reggie Walker, RB 1992-94  
 Jay Walls, DL 1983-85  
 Charles Walsh, OT 1992-94  
 Geoff Walters, TE 1984-85  
 Emmett Watkins, LB 1984-87  
 Zim Watters, DL 1986  
 Arthur Webb, WR 1984  
 Corey Weed, TE-DE 1995-96  
 Kelly Wells, OT 1988-90  
 Regional West, DE 1992-93  
 Derwin Whatley, DB 1986  
 Robert Wheeler, TE 1989  
 Billy White, RB 1994  
 David White, LB 1988  
 Bill Wilhelm, TE 1983-86  
 Angelo Williams, WR 1992, 1994-95  
 David Williams, TE 1982  
 Fitzgerald Williams, DB 1985-86  
 Lamar Williams, DE 1996  
 Michael Williams, RB 1985-86  
 Mike Williams, RB 1984  
 Randy Williams, C 1988-89  
 Robert Williams, WR 1991-94  
 Rod Williams, OT 1982  
 Shay Williams, DL 1992-94  
 Wilbur Williams, RB 1984-85  
 Hershel Wooten, DL 1985-86




**CLIFFORD SCOTT**  
 SS  
 1987-90



**DALLIS SMITH**  
 DB  
 1983-86




**DARRIEN TEALS**  
 WR  
 1985-88




**SHAWN UTLEY**  
 LB  
 1989



**MAX VICKERS**  
 FB  
 1983-86



**MARCUS WALKER**  
 DT  
 1989-92



**RANDY WILLIAMS**  
 C  
 1988-89



**BLAZER FOOTBALL**

# All-Americans



**JIMMY BROOKINS**



**YORK KURINSKY**




**CHRIS HATCHER**



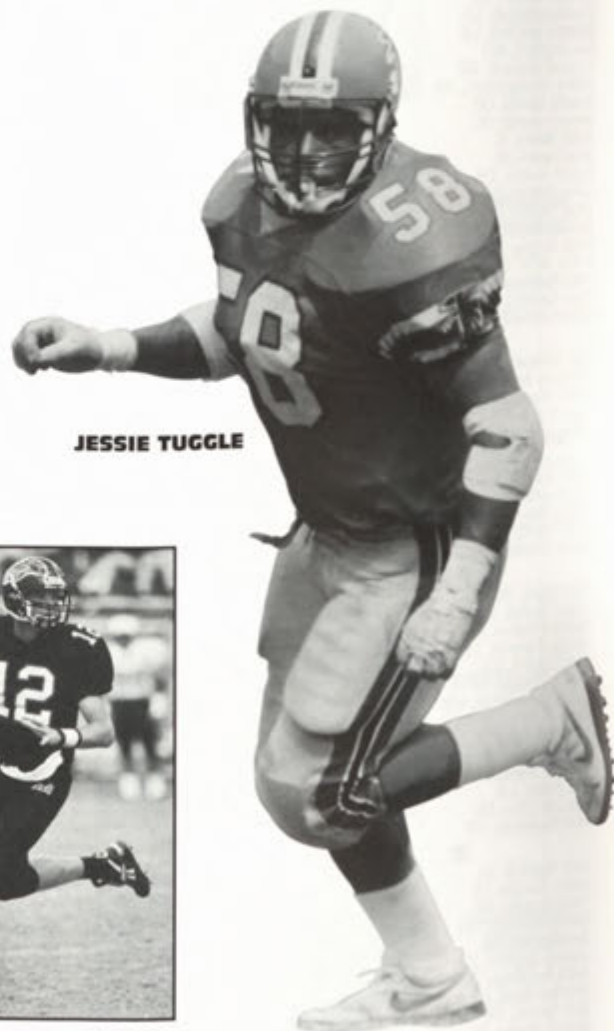
**RANDY FISHER**



**ANTONIO EDWARDS**



**CHRIS DUPREE**



**JESSIE TUGGLE**



**DEON SEARCY**



**ROBERT MORRIS**



**LANCE FUNDERBURK**



**MARK CATANO**



**BLAZER FOOTBALL**

*VSU Goes Pro*




**MARK CATANO**  
Pittsburgh

**ERASMUS HARVEY**  
Winnipeg



**RANDY FISHER**  
New Orleans



**ANTONIO EDWARDS**  
Seattle


**JESSIE TUGGLE**  
Atlanta



**MIKE BERRY**  
Indianapolis



**ROBERT WILLIAMS**  
Kansas City



**YORK KURINSKY**  
Birmingham

**DOMINIQUE ROSS**  
Tampa



**ANDRE HAMPTON**  
Shreveport



**LANCE FUNDERBURK**  
Jacksonville



**ARTIE ULMER**  
Minnesota



**CONFERENCE INFO**

# Gulf South Conference

**V**aldosta State, heading into its 16th season in the dangerous Gulf South Conference wars, became a football force in the then nine-member league in 1986, finishing a surprising second and just missing a playoff spot. In 1994 the Blazers again challenged for their first ever



**NATHAN SALANT**  
Gulf South  
Commissioner

conference championship but fell twice, once in the regular season and once in double overtime in the quarterfinals of the national playoffs, to eventual national champion North Alabama, finishing second in the league for the fourth

straight year. The final overall record that year was a school-best 11-2, 6-1 in the GSC.

After knocking on the conference championship door often, VSU finally kicked it down last season, winning the school's first league title and again advancing to the national playoffs. Once again the Blazers lost in the quarterfinal round to finish 10-3.

For the first time in five years, the conference has no membership changes and will begin the new season with 16 members, 10 of which play football. The league's grid members are North Alabama, West Alabama, West Georgia, Delta State, Arkansas Tech, Central Arkansas, Southern Arkansas, Arkansas-Monticello, Henderson State and VSU. The remainder of the conference consists of West Florida, Alabama-Huntsville, Lincoln Memorial, Montevallo, Christian Brothers and Mississippi University for Women.

Christian Brothers, which joined the league last season, has to complete one more year of transition from the NAIA before becoming eligible for NCAA playoffs.

The GSC, which can make a convincing argument as the toughest all-round Division II conference in the country, boasts 31 national championships in its 25-year history. These titles have been won in eight sports, and the league is represented in virtually every championship tournament of NCAA competition on an annual basis. Valdosta State and West Georgia represented the league in the football playoffs last season. In women's basketball, Delta State advanced to the Elite Eight while Delta State and West Georgia were regional tournament participants in men's hoops.

In baseball, North Alabama won the conference title and hosted the South Central Regional but failed to advance to the eight-team national finals. In softball, West Alabama reached the finals of the South Regional.

In men's tennis, Valdosta State and West Florida won two of four South Regionals, to advance to the 16-team national tournament where UWF finished second. West Florida's women also advanced to regional play before being eliminated. In golf, Valdosta State and North Alabama qualified for the South Regional but failed to qualify for the national tournament.

Previous national champions from the GSC include Delta State in women's basketball (six), former member Troy State in men's golf (three), football (two), baseball (two) and women's golf (three), North Alabama in men's basketball (two) and football (three), former member Jacksonville State in baseball (two), women's gymnastics (two), men's basketball (one) and football (one), West Alabama in football (one), former member Mississippi College in football (one) and former member Southeastern Louisiana in track (one) and women's basketball (one).

The conference was formed in 1971, and in those 25 years nine different schools have won the football championship. Jacksonville State and Troy State enjoyed the most success when they were league members, with JSU winning eight championships and Troy State winning six. North Alabama has claimed six title, Mississippi College four, and Nicholls State, Northwestern State (La.), West Alabama, UT Martin and Valdosta State one each. West Alabama won the first title on the way to the NAIA national championship in 1971.

Nathan Salant became the league's sixth commissioner in November 1992. The president of the conference, completing a two-year term is Dr. Robert L. Potts, president of the University of North Alabama.

## The Gulf South Conference Final 1996 Standings

Team	GSC	Pct.	PF	PA	Overall	Pct.	PF	PA
Valdosta State	6-2	.750	335	203	10-3	.769	504	313
West Georgia	5-2	.714	246	174	9-3	.750	410	246
Delta State	6-3	.667	301	236	6-4	.600	317	283
Central Arkansas	5-3	.625	202	197	6-5	.545	256	259
North Alabama	4-4	.500	226	178	6-5	.545	307	202
Henderson State	4-4	.500	143	138	5-6	.455	206	205
Arkansas Tech	3-5	.375	251	307	5-6	.455	391	399
Arkansas-Monticello	3-5	.375	217	297	5-6	.455	298	393
Southern Arkansas	2-5	.400	105	184	4-6	.400	158	218
West Alabama	1-6	.143	153	265	3-7	.300	243	345



# 1996 GSC Statistics

## RUSHING OFFENSE

School	G	Att.	Yds.	Att. Avg.	Game Avg.	TD
Henderson St.	11	585	2610	4.5	237.3	22
North Alabama	11	554	2517	4.5	228.8	30
Delta State	10	481	2144	4.5	214.4	22
Central Ark.	11	495	2015	4.1	183.2	19
Southern Ark.	10	422	1652	3.9	165.2	9
VSU	11	370	2022	5.5	155.5	28
West Georgia	12	423	1843	4.4	153.6	27
West Alabama	10	394	1525	3.9	152.5	17
Arkansas Tech	11	360	1316	3.7	119.6	17
Ark-Monticello	11	306	960	3.1	87.3	12

## RUSHING DEFENSE

School	G	Att.	Yds.	Att. Avg.	Game Avg.	TD
Delta State	10	293	827	2.8	82.7	11
North Alabama	11	396	1382	3.5	125.6	7
Henderson St.	11	411	1470	3.6	133.6	7
Central Ark.	11	399	1616	4.1	146.9	15
VSU	13	594	2091	3.5	160.9	23
Southern Ark.	10	448	1818	4.0	181.8	17
West Georgia	12	532	2271	4.3	189.3	20
West Alabama	10	408	2085	5.1	208.5	28
Ark-Monticello	11	522	2578	4.9	234.4	30
Arkansas Tech	11	518	2687	5.2	244.3	37
West Alabama	11	542	3037	5.6	276.1	33

## TOTAL OFFENSE

School	G	Att.	Yds.	Att. Avg.	Game Avg.	TD
VSU	13	915	6297	6.9	484.4	66
Arkansas Tech	11	846	4682	5.5	425.6	50
Delta State	10	699	3943	5.6	394.3	36
West Georgia	12	759	4595	6.1	382.9	52
North Alabama	11	744	3864	5.2	351.3	41
Central Ark.	11	768	3869	5.0	351.7	31
West Alabama	10	675	3444	5.1	344.4	28
Ark-Monticello	11	687	3746	5.5	340.5	37
Henderson St.	11	721	3386	4.7	307.8	25
Southern Ark.	10	607	2596	4.3	259.6	13

## TOTAL DEFENSE

School	G	Att.	Yds.	Att. Avg.	Game Avg.	TD
Delta State	10	591	2946	5.0	294.6	33
North Alabama	11	705	3257	4.6	296.1	24
Henderson St.	11	694	3295	4.8	299.6	20
VSU	13	917	4327	4.7	332.9	38
Central Ark.	11	690	3741	5.4	340.1	31
West Georgia	12	836	4155	5.0	346.3	30
Southern Ark.	10	720	3526	4.9	352.6	29
West Alabama	10	684	4420	6.5	442.0	46
Arkansas Tech	11	798	4901	6.1	445.6	48
Ark-Monticello	11	823	4955	6.0	450.5	37

## PASSING OFFENSE

School	Att.	Comp.	Int.	Pct.	Yds.	Avg.	TD
VSU	544	346	17	.636	4275	328.8	38
Arkansas Tech	486	268	15	.551	3366	306.0	33
Ark-Monticello	381	203	18	.533	2786	253.3	12
West Georgia	336	192	12	.568	2752	229.0	25
West Alabama	284	148	5	.521	1919	191.9	11
Delta State	218	126	13	.578	1799	179.9	14
Central Ark.	273	143	9	.524	1854	168.5	12
North Alabama	190	90	6	.474	1349	122.6	11
Southern Ark.	185	69	9	.373	944	94.0	4
Henderson St.	136	53	7	.390	776	70.6	3

## PASSING DEFENSE

School	Att.	Comp.	Int.	Pct.	Yds.	Avg.	TD
Henderson St.	283	132	14	.466	1825	106.1	13
Southern Ark.	269	132	15	.491	1708	107.5	12
West Georgia	304	155	9	.510	1884	108.0	10
North Alabama	309	157	14	.508	1875	110.9	17
VSU	323	162	11	.502	2236	116.8	15
Central Ark.	291	142	18	.488	2125	117.3	16
Arkansas Tech	280	143	8	.511	2214	124.7	11
Delta State	298	156	12	.523	2119	128.4	22
Ark-Monticello	301	163	11	.542	2377	136.2	21
West Alabama	276	178	11	.645	2335	149.1	18

## SCORING OFFENSE

School	G	Pts.	Avg.
VSU	13	504	38.8
Arkansas Tech	11	391	35.5
West Georgia	12	410	34.2
Delta State	10	309	30.9
North Alabama	11	305	27.7
Ark-Monticello	11	298	27.1
West Alabama	10	243	24.3
Central Ark.	11	256	23.3
Henderson St.	11	206	18.7
Southern Ark.	10	158	15.8
Miss. College	10	125	12.5

## SCORING DEFENSE

School	G	Pts.	Avg.
North Alabama	11	202	18.4
Henderson St.	11	203	18.5
West Georgia	12	240	20.0
Southern Ark.	10	218	21.8
Central Ark.	11	253	23.0
VSU	13	313	24.1
Delta State	10	283	28.3
West Alabama	10	345	34.5
Ark-Monticello	11	393	35.7
Arkansas Tech	11	397	36.1
West Alabama	11	347	31.5

## INDIVIDUAL RUSHING

Player/School	G	Att.	Yds.	Att. Avg.	Game Avg.	TD
T. Thomas, DSU	10	275	1604	5.8	160.4	11
V. Mitchell, VSU	13	186	1355	7.3	104.2	3
A.J. Lamar, UNA	11	170	959	5.6	87.2	14
K. Law, SAU	10	149	758	5.1	75.8	3
J. Veal, UNA	11	137	762	5.6	69.3	9

## INDIVIDUAL PASSING

Player/School	G	Att.	Comp.	Int.	Yds.	CperG	TD
L. Funderburk, VSU	13	532	342	14	4226	26.3	38
T. Strange, WG	12	324	184	12	2648	15.3	24
T. Cooley, ATU	11	345	195	10	2432	17.7	25
J. Austin, UAM	10	304	167	15	2394	16.7	24
C. Freeman, UCA	11	264	139	9	1800	17.5	11

## INDIVIDUAL RECEIVING

Player/School	G	Cgt.	Yds.	Avg.	Cgt. Game	TD
S. Pender, VSU	13	89	782	8.8	6.9	3
T. Graf, UAM	11	66	683	10.3	6.0	9
S. Daniels, ATU	11	63	1084	17.2	5.7	11
L. Marbley, ATU	11	63	798	12.7	5.7	8
J. Bilby, ATU	11	52	691	13.3	5.2	6

## INDIVIDUAL TOTAL OFFENSE

Player/School	G	Att.	Rush Yds.	Pass Yds.	Tot Yds.	Game Avg.
L. Funderburk, VSU	13	570	-59	4226	4167	320.5
J. Austin, UAM	10	401	88	2394	2482	248.2
T. Strange, WG	12	345	1	2648	2649	220.8
T. Cooley, ATU	11	404	-107	2432	2325	211.4
B. Clayton, UWA	9	248	-53	1532	1479	164.3

## SCORING

Player/School	G	TD	PAT	FG	Pts.	Avg.
A.J. Lamar, UNA	11	14	0	0	84	7.6
P. Styczen, ATU	11	0	47	12	83	7.5
T. Agner, DSU	8	0	29	10	59	7.4
N. Cooper, VSU	12	14	1	0	86	7.2
C. Brown, VSU	12	14	0	0	84	7.0

## INTERCEPTIONS

Player/School	No.	Yds.
T. Humphrey, SAU	5	65
G. Smith, UNA	5	11
D. January, DSU	4	70
G. Chandler, UNA	4	64
C. Viola, UAM	3	98

## PUNTING

Player/School	No.	Yds.	Avg.
S. Stephens, UCA	53	2157	40.7
T. Faggioni, UNA	39	1537	39.4
W. Bray, HSU	60	2346	39.1
G. Spickard, SAU	40	1556	38.9
C. Reynolds, DSU	35	1352	38.6

## PUNT RETURNS

Player/School	No.	Yds.	Avg.
F. Perry, SAU	26	358	13.8
C. Jarrells, WG	29	350	12.1
D. Johnson, UCA	23	266	11.6
S. Williams, DSU	17	117	6.9
A.D. Love, HSU	27	170	6.3

## KICKOFF RETURNS

Player/School	No.	Yds.	Avg.
E. Milton, UAM	22	711	32.3
T. Humphrey, SAU	12	366	30.5
H. Holloway, UNA	17	454	26.7
S. Pinell, UAM	25	660	26.4
V. Mitchell, VSU	18	468	26.0



**BLAZER ATHLETICS**

# 1996-97...A Year to Remember

In every area, Valdosta State athletics excelled in 1996-97. The department swept the all-sports trophies in the Gulf South Conference, becoming only the second school in league history to claim both the women's and men's awards in the same year.

The Blazers captured their first-ever men's trophy on the strength of high finishes in each of the six sports they sponsor. VSU won its first football championship and finished fourth in cross country in the fall, had a third place finish in basketball in the winter, and finished second in golf and tennis and third in baseball in the spring for a total of 58.5 points, 7.5 points in front of defending champion North Alabama.

The Lady Blazers claimed their second all-sports trophy despite not winning a single league title. VSU finished second in cross country and fifth in volleyball in the fall, second in basketball in the winter, and third in softball and tennis in the spring for a total of 58.5 points, 3 points ahead of West Florida.

Not only did VSU receive the all-sports trophies at the annual league meeting in June, but football quarterback Lance Funderburk and basketball forward Kathy Kennedy won the Commissioner's Trophy as the conference's top student-athletes last season.

And many of the department's student-athletes were heavily involved in other extra curricular activities including the Community Partners In Education and CHAMPS programs.

"I can't begin to tell you how proud I am of this athletic program for its overall performance last season," said athletic director Herb Reinhard. "It was a red-letter year for Valdosta State University."



*Clockwise from right: Blazer offensive linemen Brandon Jernigan (right) and Harvey Moore (above) interact with area youth as part of the CHAMPS program; Kathy Kennedy, winner of the Commissioner's Trophy, with President and Mrs. Hugh Bailey; Athletic Director Herb Reinhard with Harlon Hill Trophy runnerup Lance Funderburk; Reinhard and Dr. Bailey proudly display the GSC all-sports trophies; 1994 Harlon Hill Trophy winner Chris Hatcher.*



# Composite Schedule of 1997 Opponents

* Night Game	Aug. 30	Sept. 6	Sept. 13	Sept. 20	Sept. 27	Oct. 4	Oct. 11	Oct. 18	Oct. 25	Nov. 1	Nov. 8	Nov. 15
<b>Valdosta State</b>	at Georgia Southern	Carson-Newman* (Rome)	at Fort Valley State*	Arkansas Tech	OPEN	at North Alabama	Arkansas-Monticello	West Alabama	at Southern Arkansas	Delta State	at Central Arkansas	at West Georgia*
<b>Georgia Southern</b>	VSU	William & Mary	OPEN	at Wofford*	UT Chattanooga	at VMI	Western Carolina	at Appalachian State	The Citadel	at East Tennessee State	Furman	at South Florida
<b>Carson-Newman</b>	OPEN	VSU* (Rome)	Edinboro*	at Presbyterian	OPEN	Catawba	at Wingate	Mars Hill	at Gardner-Webb*	Lenoir-Rhyne	at Newberry	OPEN
<b>Fort Valley State</b>	OPEN	at Morehouse	VSU*	Morris Brown*	at Kentucky State*	Clark Atlanta*	Miles	at Alabama A&M*	at Tuskegee	Savannah State	OPEN	Albany State (Columbus)
<b>Arkansas Tech</b>	Harding* (Alma)	West Alabama*	at Delta State*	at VSU	North Alabama*	at McNeese State*	at Southern Arkansas*	Arkansas-Monticello	OPEN	at Henderson State	OPEN	Central Arkansas
<b>North Alabama</b>	OPEN	at Alabama A&M*	at Southern Arkansas*	Texas A&M-Kingsville*	at Arkansas Tech*	VSU	at Southwestern Louisiana*	at Delta State	Henderson State	at Central Arkansas	West Georgia	West Alabama
<b>Arkansas-Monticello</b>	OPEN	at Harding*	West Georgia*	at Sam Houston State*	at West Alabama*	OPEN	at VSU	at Arkansas Tech	Central Arkansas	Southern Arkansas	at Henderson State	Delta State
<b>West Alabama</b>	OPEN	at Arkansas Tech*	at Lane	Harding*	Arkansas-Monticello*	Henderson State	Mississippi College	at VSU	OPEN	at West Georgia	Delta State	at North Alabama
<b>Southern Arkansas</b>	OPEN	at East Central Oklahoma* 9/4	North Alabama*	at Central Arkansas*	OPEN	at Delta State*	Arkansas Tech*	N'western State	VSU	at Arkansas-Monticello	at N'eastern State	Henderson State
<b>Delta State</b>	OPEN	at Stephen F. Austin State*	Arkansas Tech*	OPEN	Central Arkansas*	Southern Arkansas*	at Henderson State*	North Alabama	West Georgia	at VSU	at West Alabama	at Arkansas-Monticello
<b>Central Arkansas</b>	N'eastern State*	at Arkansas State*	OPEN	Southern Arkansas*	at Delta State*	OPEN	at West Georgia	Henderson State	at Arkansas-Monticello	North Alabama	VSU	at Arkansas Tech
<b>West Georgia</b>	at North Dakota State* 8/28	Mars Hill*	at Arkansas-Monticello*	North Carolina Central*	at Henderson State*	OPEN	Central Arkansas	OPEN	at Delta State	West Alabama	at North Alabama	VSU*





## 1997 BLAZER SCHEDULE

DATE	OPPONENT	SITE	TIME
August 30	Georgia Southern	Statesboro	1 pm
September 6	Carson-Newman	Rome	7 pm
September 13	Fort Valley State	Fort Valley	7 pm
September 20	Arkansas Tech*	Valdosta	2 pm
September 27	OPEN		
October 4	North Alabama*	Florence	2:30 pm
October 11	Arkansas-Monticello*	Valdosta	2 pm
October 18	West Alabama*	Valdosta (Homecoming)	2 pm
October 25	Southern Arkansas*	Magnolia	3 pm
November 1	Delta State*	Valdosta	2 pm
November 8	Central Arkansas*	Conway	2:30 pm
November 15	West Georgia*	Carrollton	7 pm

\*Gulf South Conference games

ALL TIMES EASTERN